



LYNDEN POLICE DEPARTMENT

Criminal and Other Activity

Top 10

May - July 2024

	May	June	July
Assault	4	5	9
Burglary (Residential)	2	1	1
Crimes Against Person	3	5	4
Domestic Violence	10	16	8
Drug Offenses	3	1	0
DUI	3	5	6
Sex Crime Reports	4	1	1
Theft	10	10	10
Traffic Collisions	8	5	19
Vehicle Prowls	2	0	1
Other Reportable Calls	137	120	131
Non-Reportable Calls	579	486	625



LYNDEN POLICE DEPARTMENT

Criminal and Other Activity 2022 - 2024

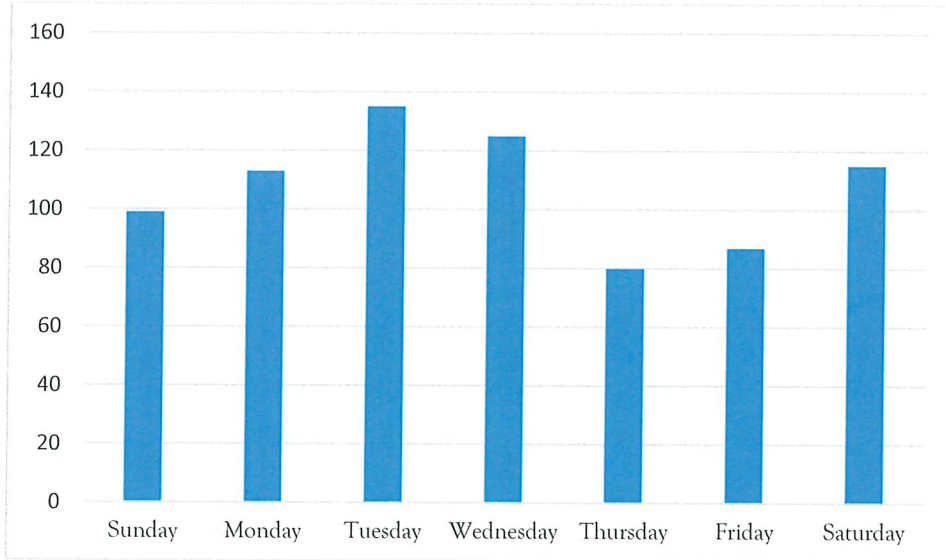
	January		February		March		April		May		June		July		August		September		October		November		December		TOTALS										
	2022	2023	2022	2023	2022	2023	2022	2023	2022	2023	2022	2023	2022	2023	2022	2023	2022	2023	2022	2023	2022	2023	2022	2023	2022	2023	2024								
Alcohol Offenses	0	0	0	0	0	0	0	2	0	0	0	0	0	0	0	0	0	0	0	1	0	0	0	2	0	3	5	1							
Assault (Felony)	0	0	1	2	3	2	1	3	1	0	3	0	2	0	1	4	1	0	1	0	2	0	0	0	0	10	13	8							
Assault (Misdemeanor)	3	9	8	5	4	10	9	8	10	6	12	5	4	14	4	6	5	1	10	8	12	8	12	6	9	6	11	50							
Auto Theft	0	0	0	0	2	1	1	1	0	1	0	1	0	1	0	0	0	0	0	0	2	0	0	0	0	0	5	4	3						
Burglary (Residential)	5	2	3	0	0	2	2	0	0	1	3	2	2	5	0	1	3	1	0	4	1	3	1	3	1	3	26	21	10						
Crimes Against Person	0	1	4	2	4	6	3	5	2	7	3	2	1	5	1	6	4	2	3	4	3	2	2	2	2	2	21	41	29						
Crimes Against Property	2	2	5	6	6	15	17	3	3	5	3	5	2	5	3	5	3	6	5	4	3	2	2	0	3	7	4	66	41	41					
Domestic Violence	6	5	4	4	10	4	5	6	7	5	6	7	10	5	6	16	10	9	8	6	8	10	8	10	4	12	5	8	68	95	58				
Drug Offenses	1	1	2	0	0	1	1	1	1	1	1	3	2	0	1	0	0	1	1	1	0	0	0	0	0	0	1	2	10	8	9				
DUI	0	2	3	1	1	6	3	7	3	0	5	2	0	1	3	6	5	5	2	4	6	7	4	4	1	1	9	27	59	28					
Malicious Mischief	3	9	2	5	4	6	12	7	17	5	6	6	12	6	2	6	6	3	5	7	9	6	9	4	9	4	2	74	117	43					
Public Order Maintenance	6	13	22	8	20	19	12	9	18	12	18	14	17	12	18	7	25	13	20	15	12	19	16	18	16	18	5	148	190	119					
Robbery	1	0	1	0	0	0	0	1	0	0	0	1	0	0	0	0	0	0	0	0	0	0	0	0	0	0	0	2	17	1					
Service Calls	33	49	51	38	78	53	45	57	100	61	44	95	38	57	62	39	77	62	40	91	69	47	62	48	60	47	63	36	0	519	678	492			
Sex Crime Reports	1	1	2	1	0	1	1	2	3	1	2	3	0	1	2	2	1	1	1	1	1	1	1	2	1	1	3	0	14	81	13				
Theft	24	17	8	22	17	10	28	16	5	15	12	14	27	13	10	15	12	10	16	13	10	31	22	21	12	14	7	10	13	238	156	67			
Traffic Collisions	8	15	3	8	4	8	6	8	10	9	10	7	5	10	7	5	5	6	10	9	11	9	11	11	7	12	11	13	24	116	129	60			
Traffic Offenses/Complain	19	20	26	22	22	23	46	25	21	36	13	29	21	21	42	18	23	28	20	31	24	33	34	28	24	19	20	16	12	286	272	193			
Vehicle Prowls	4	2	3	2	0	1	7	2	3	2	0	2	2	6	2	6	1	0	8	2	1	5	0	4	2	3	1	4	0	33	47	49	12		
All Others	7	4	3	3	10	3	9	5	7	9	14	3	12	6	6	8	7	9	7	5	12	9	14	7	12	10	7	5	0	93	91	43			
Non-Reportable Calls	506	745	594	474	556	516	524	551	586	629	602	488	694	581	581	680	670	484	678	612	625	756	672	592	587	656	559	679	660	7450	7312	3874			
Total Calls	629	897	745	603	741	687	732	717	797	802	758	689	844	753	765	815	847	656	826	815	950	875	0	765	760	0	791	730	0	804	917	0	9280	9496	5154



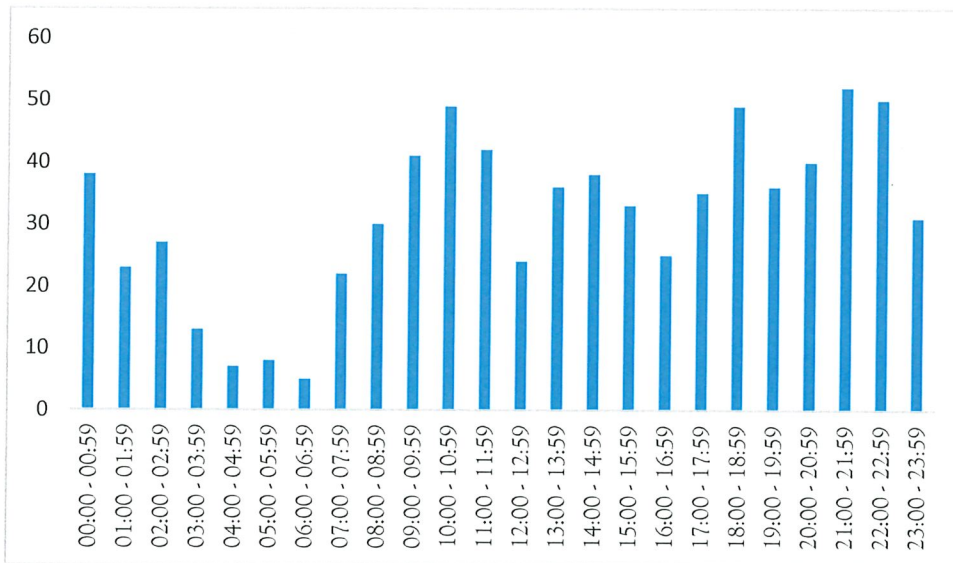
LYNDEN POLICE DEPARTMENT

July 2024

Calls by Day of the Week



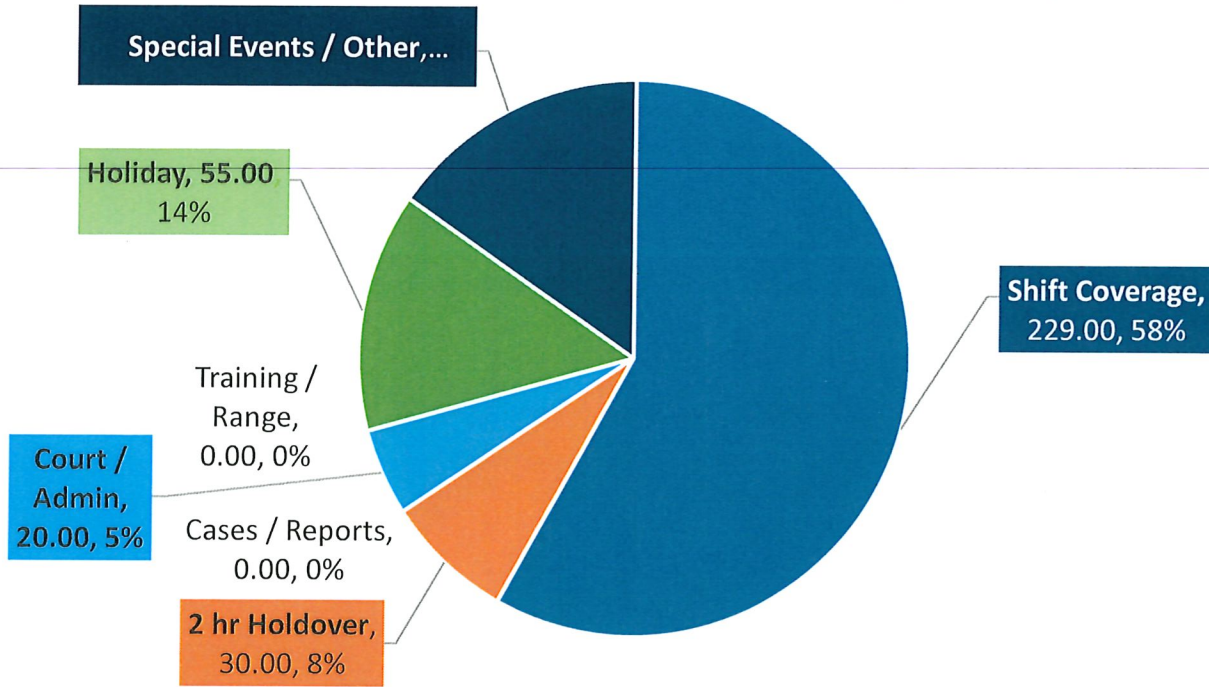
Calls by Hour





LYNDEN POLICE DEPARTMENT

July 2024 Overtime Hours (394.5)



Year to Date 2024 Overtime Hours

