




Monthly Report November 2020



Fire Prevention/Inspection:

All fire life safety inspection cancelled until further notice.

11/3 Hydro test 610 Front St.

Public Education/Community:

All station tours and public education activities cancelled until further notice.

11/23 Recruit academy graduation

Emergency Operations:

Duty Officer

Billmire 11/3–11/9, 11/17–11/18, 11/26–11/30

Hatley 11/19–11/23

Total Training Hours 205

Emergency Responses:

EMS	103 (38 transports)
MVA	9
Illegal burn	1
Structure fire	1
Overheated motor	1
False Alarms	1
Electrical	1
CO	2
Cancelled	12
Service call	4
Total	135

EMS = 76% (5 possible COVID-19)

Aid Given = 13

Aid Received = 2 – none for no LFD unit

Overlapping calls = 26 (19%)

Average Turnout Time = 1:42

Average Response Time = 3:59

Average Time on Scene = 21:45

Average Transport Time = 24:51

Average at Hospital Time = 15:32

Overtime Hours: 190.0

Volunteer Hours: 353.0



New recruits Scarlett, Gimmaka, Embree, and Sabo




Stuck fire engine




Temporary fire station



Trailer fire



Temporary fire station



Bluestem garage fire



Bluestem garage fire



Incident Hour Range Of Day 24	Number of Runs	Percent of Total Runs
00:00:00 - 00:59:59	3	2.75%
01:00:00 - 01:59:59	7	6.42%
02:00:00 - 02:59:59	3	2.75%
03:00:00 - 03:59:59	3	2.75%
04:00:00 - 04:59:59	4	3.67%
05:00:00 - 05:59:59	7	6.42%
06:00:00 - 06:59:59	5	4.59%
07:00:00 - 07:59:59	5	4.59%
08:00:00 - 08:59:59	8	7.34%
09:00:00 - 09:59:59	3	2.75%
10:00:00 - 10:59:59	1	0.92%
11:00:00 - 11:59:59	5	4.59%
12:00:00 - 12:59:59	6	5.50%
13:00:00 - 13:59:59	6	5.50%
14:00:00 - 14:59:59	4	3.67%
15:00:00 - 15:59:59	5	4.59%
16:00:00 - 16:59:59	3	2.75%
17:00:00 - 17:59:59	6	5.50%
18:00:00 - 18:59:59	1	0.92%
19:00:00 - 19:59:59	4	3.67%
20:00:00 - 20:59:59	5	4.59%
21:00:00 - 21:59:59	5	4.59%
22:00:00 - 22:59:59	4	3.67%
23:00:00 - 23:59:59	6	5.50%
Total: 109		Total: 100.00%

Report Filters

Incident Date: is between '11/1/2020' and '11/30/2020'
 Agency Name (Dagency.03): is in 'Lynden Fire Department'
 Response Ems Shift (Iresponse.005): is in 'A Shift, B Shift, C Shift'
 Response Type Of Service Requested (Eresponse.05): is in '911 Response (Scene)'



Incident Day Name	Number of Runs	Percent of Total Runs
Sunday	17	15.60%
Monday	25	22.94%
Tuesday	11	10.09%
Wednesday	12	11.01%
Thursday	17	15.60%
Friday	14	12.84%
Saturday	13	11.93%
Total: 109		Total: 100.00%

Report Filters

Incident Date: is between '11/1/2020' and '11/30/2020'
 Agency Name (Dagency.03): is in 'Lynden Fire Department'
 Response Ems Shift (lresponse.005): is in 'A Shift, B Shift, C Shift'
 Response Type Of Service Requested (Eresponse.05): is in '911 Response (Scene)'

Patient Age Range In Years	Number of Runs	Percent of Total Runs
	2	1.83%
10 - 19	2	1.83%
20 - 29	6	5.50%
30 - 39	8	7.34%
40 - 49	5	4.59%
50 - 59	14	12.84%
60 - 69	10	9.17%
70 - 79	23	21.10%
80 - 89	30	27.52%
90 - 99	9	8.26%
Total: 109		Total: 100.00%

Report Filters

Incident Date: is between '11/1/2020' and '11/30/2020'
 Agency Name (Dagency.03): is in 'Lynden Fire Department'
 Response Ems Shift (lresponse.005): is in 'A Shift, B Shift, C Shift'
 Response Type Of Service Requested (Eresponse.05): is in '911 Response (Scene)'



Incident Complaint Reported By Dispatch (eDispatch.01)	Number of Runs	Percent of Total Runs
Sick Person	21	19.27%
Falls	17	15.60%
Chest Pain (Non-Traumatic)	11	10.09%
Breathing Problem	10	9.17%
Traffic/Transportation Incident	6	5.50%
Fire/Non-EMS	5	4.59%
Heart Problems/AICD	5	4.59%
Hemorrhage/Laceration	5	4.59%
Unconscious/Fainting/Near-Fainting	5	4.59%
Abdominal Pain/Problems	3	2.75%
Back Pain (Non-Traumatic)	3	2.75%
Convulsions/Seizure	3	2.75%
Stroke/CVA	3	2.75%
Cardiac Arrest/Death	2	1.83%
Psychiatric Problem/Abnormal Behavior/Suicide Attempt	2	1.83%
Unknown Problem/Person Down	2	1.83%
Carbon Monoxide/Hazmat/Inhalation/CBRN	1	0.92%
Diabetic Problem	1	0.92%
Headache	1	0.92%
Pregnancy/Childbirth/Miscarriage	1	0.92%
Transfer/Interfacility/Palliative Care	1	0.92%
Traumatic Injury	1	0.92%
	Total: 109	Total: 100.00%

Report Filters

Incident Date: is between '11/1/2020' and '11/30/2020'
 Agency Name (Dagency.03): is in 'Lynden Fire Department'
 Response Ems Shift (Iresponse.005): is in 'A Shift, B Shift, C Shift'
 Response Type Of Service Requested (Eresponse.05): is in '911 Response (Scene)'