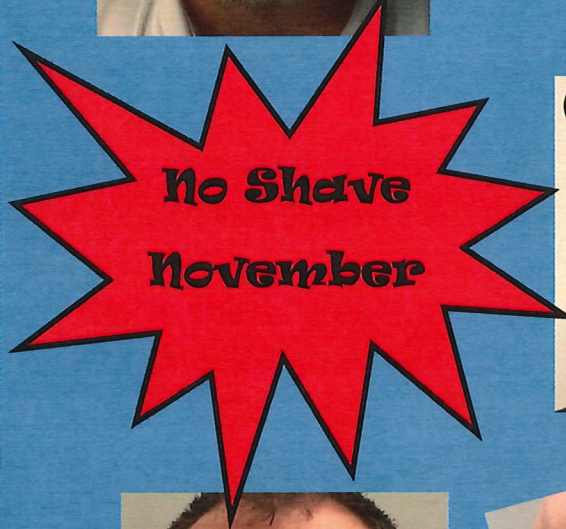





City of Lynden POLICE DEPARTMENT Monthly Report



November 2020



LYNDEN POLICE DEPARTMENT

Criminal and Other Activity

Top 10

September - November 2020

	Sept	Oct	Nov
Assault	5	5	1
Burglary (Residential)	2	0	1
Crimes Against Person	0	4	2
Domestic Violence	6	2	7
Drug Offenses	1	0	1
DUI	0	1	1
Sex Crime Reports	0	5	0
Theft	16	13	7
Traffic Accidents	4	5	5
Vehicle Prowls	2	0	1
Other Reportable Calls	92	83	61
Non-Reportable Calls	573	545	465



LYNDEN POLICE DEPARTMENT

Criminal and Other Activity

2020

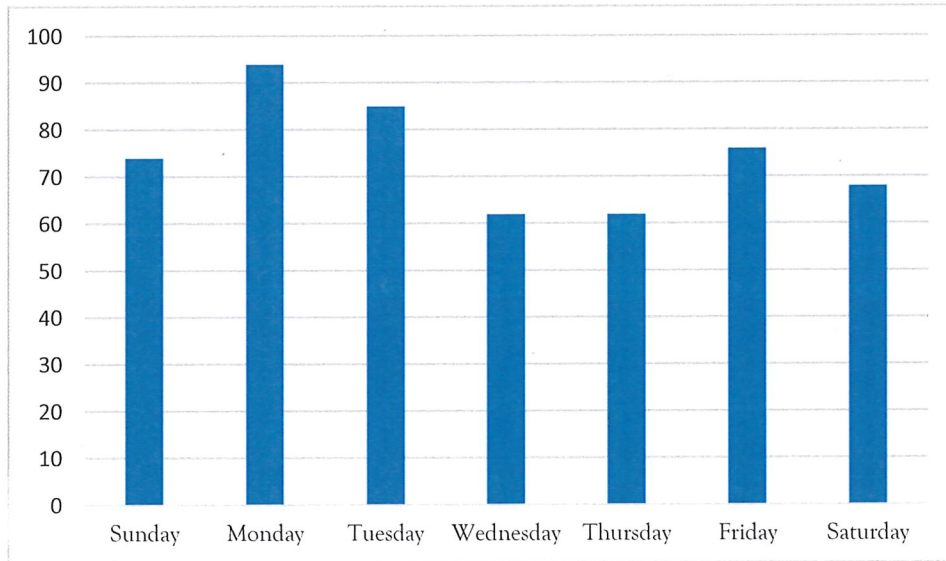
	<i>Jan</i>	<i>Feb</i>	<i>Mar</i>	<i>Apr</i>	<i>May</i>	<i>Jun</i>	<i>Jul</i>	<i>Aug</i>	<i>Sep</i>	<i>Oct</i>	<i>Nov</i>	<i>Dec</i>	<i>Totals</i>
Alcohol Offenses	1	0	2	1	0	1	0	0	0	0	0		5
Assault (Felony)	0	1	0	0	0	0	0	0	0	2	0		3
Assault (Misdemeanor)	0	6	3	1	5	3	5	4	5	3	1		36
Auto Theft	0	0	0	1	1	0	0	0	2	1	0		5
Burglary (Residential)	0	6	6	2	2	2	3	4	2	0	1		28
Crimes Against Person	1	2	1	1	1	5	3	2	0	4	2		22
Crimes Against Property	1	1	4	0	2	3	5	3	2	3	2		26
Domestic Violence	9	5	11	7	5	6	4	4	6	2	7		66
Drug Offenses	2	0	1	0	1	1	0	1	1	0	1		8
DUI	1	6	2	3	2	3	2	5	0	1	1		26
Malicious Mischief	3	10	1	1	4	9	5	6	2	7	6		54
Public Order Maintenance	6	8	7	16	8	7	9	17	5	7	4		94
Service Calls	38	46	79	37	51	37	58	43	48	35	17		489
Sex Crime Reports	1	2	0	1	1	1	2	1	0	5	0		14
Theft	9	7	15	7	60	21	17	16	16	13	7		188
Traffic Accidents	9	4	6	3	8	9	5	8	4	5	5		66
Traffic Offenses/Complain	28	23	16	18	13	21	19	29	27	23	23		240
Vehicle Prowls	3	3	12	4	1	1	5	6	2	0	1		38
All Others	6	4	5	3	8	9	3	4	6	7	9		64
Non-Reportable Calls	458	534	454	313	413	438	557	560	573	545	465		5310



LYNDEN POLICE DEPARTMENT

November 2020

Calls by Day of the Week



Calls by Hour

