


City of Lynden
POLICE
DEPARTMENT
Monthly Report



July 2020




LYNDEN POLICE DEPARTMENT

Criminal and Other Activity

Top 10

May - July 2020

| | May | June | July |
|------------------------|-----|------|------|
| Assault | 5 | 3 | 5 |
| Burglary (Residential) | 2 | 2 | 3 |
| Crimes Against Person | 1 | 5 | 3 |
| Domestic Violence | 5 | 6 | 4 |
| Drug Offenses | 1 | 1 | 0 |
| DUI | 2 | 3 | 2 |
| Sex Crime Reports | 0 | 1 | 2 |
| Theft | 60 | 21 | 15 |
| Traffic Accidents | 8 | 9 | 5 |
| Vehicle Prowls | 1 | 1 | 5 |
| Other Reportable Calls | 87 | 87 | 95 |
| Non-Reportable Calls | 413 | 438 | 557 |



LYNDEN POLICE DEPARTMENT

Criminal and Other Activity

2020

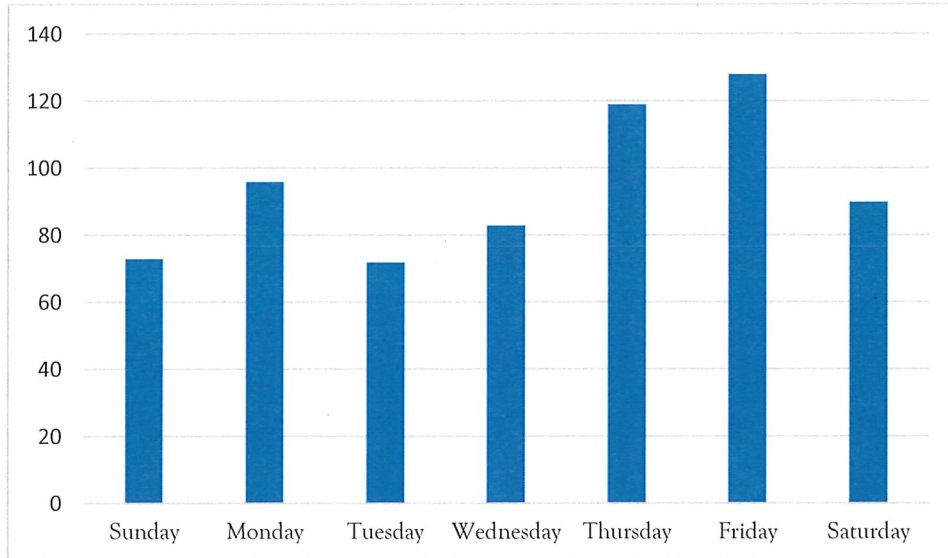
| | <i>Jan</i> | <i>Feb</i> | <i>Mar</i> | <i>Apr</i> | <i>May</i> | <i>Jun</i> | <i>Jul</i> | <i>Aug</i> | <i>Sep</i> | <i>Oct</i> | <i>Nov</i> | <i>Dec</i> | <i>Totals</i> |
|---------------------------|------------|------------|------------|------------|------------|------------|------------|------------|------------|------------|------------|------------|---------------|
| Alcohol Offenses | 1 | 0 | 2 | 1 | 0 | 1 | 0 | | | | | | 5 |
| Assault (Felony) | 0 | 1 | 0 | 0 | 0 | 0 | 0 | | | | | | 1 |
| Assault (Misdemeanor) | 0 | 6 | 3 | 1 | 5 | 3 | 5 | | | | | | 23 |
| Auto Theft | 0 | 0 | 0 | 1 | 1 | 0 | 0 | | | | | | 2 |
| Burglary (Residential) | 0 | 6 | 6 | 2 | 2 | 2 | 3 | | | | | | 21 |
| Crimes Against Person | 1 | 2 | 1 | 1 | 1 | 5 | 3 | | | | | | 14 |
| Crimes Against Property | 1 | 1 | 4 | 0 | 2 | 3 | 3 | | | | | | 14 |
| Domestic Violence | 9 | 5 | 11 | 7 | 5 | 6 | 4 | | | | | | 47 |
| Drug Offenses | 2 | 0 | 1 | 0 | 1 | 1 | 0 | | | | | | 5 |
| DUI | 1 | 6 | 2 | 3 | 2 | 3 | 2 | | | | | | 19 |
| Malicious Mischief | 3 | 10 | 1 | 1 | 4 | 9 | 5 | | | | | | 33 |
| Public Order Maintenance | 6 | 8 | 7 | 16 | 8 | 7 | 9 | | | | | | 61 |
| Service Calls | 38 | 46 | 78 | 37 | 51 | 37 | 56 | | | | | | 343 |
| Sex Crime Reports | 1 | 2 | 0 | 1 | 0 | 1 | 2 | | | | | | 7 |
| Theft | 9 | 7 | 14 | 7 | 60 | 21 | 15 | | | | | | 133 |
| Traffic Accidents | 9 | 4 | 6 | 3 | 8 | 9 | 5 | | | | | | 44 |
| Traffic Offenses/Complain | 28 | 23 | 16 | 18 | 13 | 21 | 19 | | | | | | 138 |
| Vehicle Prowls | 3 | 3 | 12 | 4 | 1 | 1 | 5 | | | | | | 29 |
| All Others | 6 | 4 | 5 | 3 | 8 | 9 | 3 | | | | | | 38 |
| Non-Reportable Calls | 457 | 534 | 454 | 313 | 413 | 438 | 557 | | | | | | 3166 |



LYNDEN POLICE DEPARTMENT

July 2020

Calls by Day of the Week



Calls by Hour

