




Annual Report 2021



Training Hours: 1746

Call Totals By Month:

January	148
February	151
March	175
April	147
May	146
June	149
July	163
August	205
September	189
October	162
November	198
December	210
Total	2043

EMS 1539 (75%)

Transports 408 (27%)

Fire 44 (2%)

Fires > \$1000 Damage 8 (.4%)

Overlapping 608 (30%)
(37 Aid Given 1st call)

Aid Given 214

Aid Received 74


Average Response Time: 6:28

2021 Events and Photos

January 2021 saw the beginning of the station renovation project, crews moved to a temporary facility at 1205 E Badger road and demolition started.



In **February** demolition continued on the exterior while walls started going up on the inside.



March was our month for structure fires, with three in the span of two weeks. Crews did a great job knocking the fires down and overhauling.



Construction continued.



In **April** Whatcom County EMS took delivery of new Stryker Power Cots and Jared Masters joined our FT team.



May started off with multiple MVA's which included a semi loaded with lumber over turning on Badger.





In **June** the station renovation saw significant changes on both the exterior and inside as the second floor was added and exterior siding applied.




July hosted a repeat of kid's day at Glenning park with not as big a turnout but no shortage of fun.



August brought the WW Fair to town for an extended stay and added a little excitement other than the normal Band-aids and sunscreen.





September included some long-awaited additions to the station project, the fire pole arrived and cabinets were installed.



For **October** the crews wore pink in support of breast cancer awareness month, battled a car fire done off Hannegan, and got back to providing some public education at our elementary schools.



November brought flooding and evacuation of residents of Riverhouse apartments. It was a busy month with multiple fires and MVA's.




November continued:



December 3rd was our official hose uncoupling ceremony celebrating the completion and opening of the renovated fire station. LFD hosted a pizza night to decorate the fire engine for the lighted parade.





Annual Fire Situation Report - Summary

Basic Incident Type Code And Description (FD1.21)	Total Fires
100 - Fire, other	14
111 - Building fire	4
112 - Fires in structure other than in a building	12
113 - Cooking fire, confined to container	1
114 - Chimney or flue fire, confined to chimney or flue	7
123 - Fire in portable building, fixed location	2
131 - Passenger vehicle fire	1
134 - Water vehicle fire	3
138 - Off-road vehicle or heavy equipment fire	1
142 - Brush or brush-and-grass mixture fire	1
143 - Grass fire	2
1431 - Bark Fire	2
151 - Outside rubbish, trash or waste fire	2
154 - Dumpster or other outside trash receptacle fire	1
161 - Outside storage fire	2
162 - Outside equipment fire	1
251 - Excessive heat, scorch burns with no ignition	2
300 - Rescue, EMS incident, other	1
311 - Medical assist, assist EMS crew	2
320 - Emergency medical service, other	2
321 - EMS call, excluding vehicle accident with injury	1,537
322 - Motor vehicle accident with injuries	25
323 - Motor vehicle/pedestrian accident (MV Ped)	6
324 - Motor vehicle accident with no injuries.	41
350 - Extrication, rescue, other	1
353 - Removal of victim(s) from stalled elevator	3
360 - Water & ice-related rescue, other	2
400 - Hazardous condition, other	1
411 - Gasoline or other flammable liquid spill	2
412 - Gas leak (natural gas or LPG)	14
422 - Chemical spill or leak	1
424 - Carbon monoxide incident	1
440 - Electrical wiring/equipment problem, other	3
441 - Heat from short circuit (wiring), defective/worn	2
442 - Overheated motor	1
444 - Power line down	4

Basic Incident Type Code And Description (FD1.21)		Total Fires
445 - Arcing, shorted electrical equipment		4
500 - Service call, other		13
510 - Person in distress, other		2
511 - Lock-out		2
522 - Water or steam leak		7
531 - Smoke or odor removal		1
5311 - Odor Investigation, other than Smoke		9
550 - Public service assistance, other		6
551 - Assist police or other governmental agency		3
552 - Police matter		3
553 - Public service		12
554 - Assist invalid		9
561 - Unauthorized burning		5
600 - Good intent call, other		2
611 - Dispatched and cancelled en route		151
622 - No incident found on arrival at dispatch address		30
631 - Authorized controlled burning		3
650 - Steam, other gas mistaken for smoke, other		1
651 - Smoke scare, odor of smoke		3
652 - Steam, vapor, fog or dust thought to be smoke		1
653 - Smoke from barbecue, tar kettle		1
671 - HazMat release investigation w/no HazMat		2
700 - False alarm or false call, other		24
7101 - Malicious, mischievous/false alarm		1
714 - Central station, malicious false alarm		1
730 - System malfunction, other		1
731 - Sprinkler activation due to malfunction		4
733 - Smoke detector activation due to malfunction		7
735 - Alarm system sounded due to malfunction		2
736 - CO detector activation due to malfunction		5
7401 - Unintentional transmission of alarm		1
741 - Sprinkler activation, no fire - unintentional		1
743 - Smoke detector activation, no fire - unintentional		4
744 - Detector activation, no fire - unintentional		2
745 - Alarm system activation, no fire - unintentional		8
746 - Carbon monoxide detector activation, no CO		3
900 - Special type of incident, other		1
		Total: 2,043
Aggregate Function Criteria		
Total Fires:		Is Greater Than 0

Total Calls Projections

Year	Total Calls	Forecast	Lower Confidence Bound	Upper Confidence Bound
2016	1590			
2017	1689			
2018	1770			
2019	1899			
2020	1780			
2021	2043	2043	2043	2043
2022		1992	1880	2105
2023		2138	2025	2251
2024		2131	2015	2248
2025		2277	2161	2393

