



LYNDEN POLICE DEPARTMENT

Criminal and Other Activity

Top 11

August 2025 - October 2025

	August	September	October
Assault	4	2	5
Burglary	1	2	0
Crimes Against Person	1	6	0
Domestic Violence	9	6	6
Drug Offenses	0	0	2
DUI	9	2	0
Homicide	0	0	0
Sex Crime Reports	1	4	2
Theft	9	12	8
Traffic Collisions	15	6	10
Vehicle Prowls	0	1	2
Other Reportable Calls	135	109	104
Non-Reportable Calls	727	570	521



LYNDEN POLICE DEPARTMENT

Criminal and Other Activity

2025

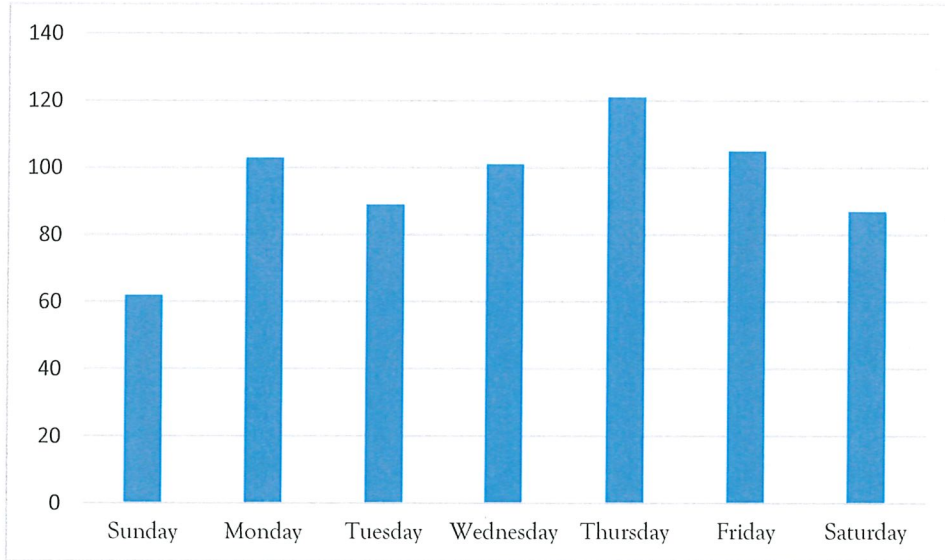
	<i>Jan</i>	<i>Feb</i>	<i>Mar</i>	<i>Apr</i>	<i>May</i>	<i>Jun</i>	<i>Jul</i>	<i>Aug</i>	<i>Sep</i>	<i>Oct</i>	<i>Nov</i>	<i>Dec</i>	<i>Totals</i>
Alcohol Offenses	0	0	0	0	0	1	1	2	0	0			4
Assault (Felony)	0	2	0	0	0	0	1	1	1	0			5
Assault (Misdemeanor)	6	5	6	3	5	7	6	4	2	5			49
Auto Theft	0	0	0	0	0	0	1	0	1	1			3
Burglary	1	2	1	1	1	1	0	1	2	0			10
Crimes Against Person	5	2	4	3	5	3	3	1	6	0			32
Crimes Against Property	9	2	6	4	7	5	6	4	6	4			53
Domestic Violence	13	6	8	9	10	7	6	9	6	6			80
Drug Offenses	0	0	2	0	0	0	0	0	0	2			4
DUI	3	3	1	2	1	2	5	9	2	0			28
Homicide	0	0	0	0	1	0	0	0	0	0			1
Malicious Mischief	2	2	61	4	2	7	5	1	6	3			93
Public Order Maintenance	14	15	23	26	24	18	12	16	16	15			179
Service Calls	63	79	75	58	58	63	79	65	58	52			650
Sex Crime Reports	2	0	2	3	1	0	3	1	4	2			18
Theft	8	12	10	4	12	13	13	10	12	8			102
Traffic Collisions	13	6	7	14	9	8	17	15	7	10			106
Traffic Offenses/Complain	27	22	23	22	23	30	33	42	20	19			261
Vehicle Prowls	5	3	0	3	3	2	2	0	1	2			21
All Others	10	5	12	9	11	6	5	8	6	10			82
Non-Reportable Calls	598	465	630	542	545	653	617	725	569	521			5865
Total Calls	779	631	871	707	718	826	815	914	725	660	0	0	7642



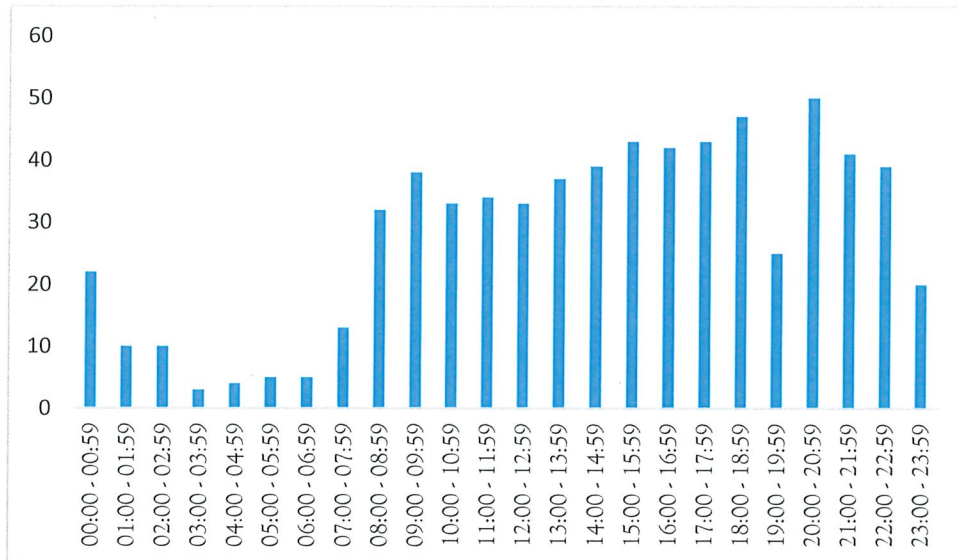
LYNDEN POLICE DEPARTMENT

October 2025

Calls by Day of the Week



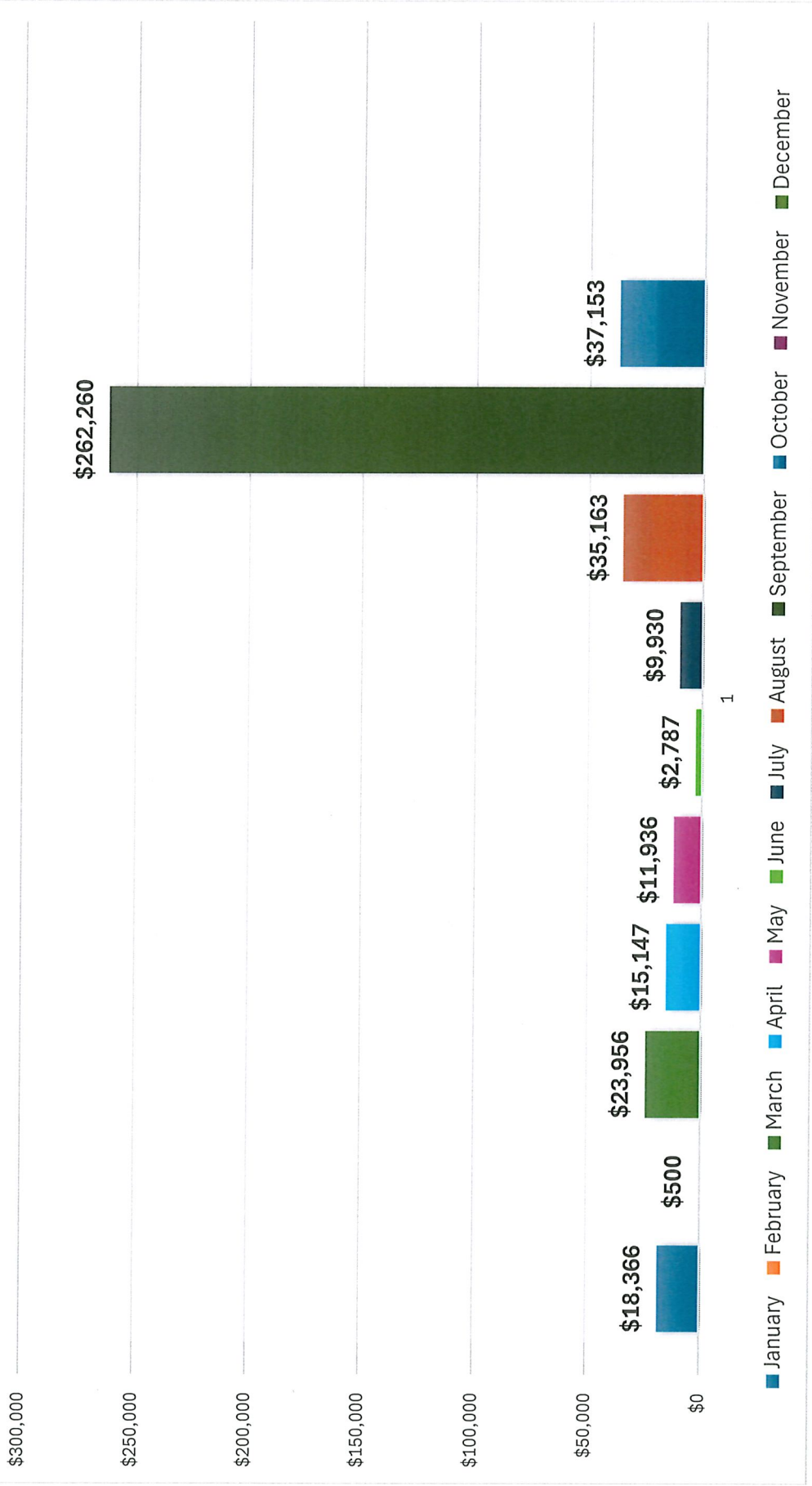
Calls by Hour





LYNDEN POLICE DEPARTMENT

Fraud money reported 2025 - \$417,197





LYNDEN POLICE DEPARTMENT

Traffic Stops per Day - October 2025
Total 136

