

CITY OF LYNDEN



FINANCE DEPARTMENT
(360) 354 - 2829

Start Date	11/1/2021	NOVEMBER
End Date	11/30/2021	2021

Department	Overtime Pay \$	Doubletime Pay \$	OT- LFD Training \$	OT - Out of Class \$	Holiday Wrkd 1.5x \$	Holiday Wrkd 2x \$	Retro- OT 1.5 \$	Retro- OT 2.0 \$	OPSG/DNR \$	Employee Total Amount
Fire	\$ 21,185.07			\$ 1,291.68						\$ 22,476.75
Planning										
Police	20,985.21				9,850.30	6,238.54			4,859.45	41,933.50
PW Administration	30.35									30.35
PW Operations	1,209.69				787.20	560.08				2,556.97
PW Systems	4,158.16	2,690.82								6,848.98
PW Roadways										
Finance	365.03			96.37						461.40
Information Technology Service	140.64									140.64
Parks										
Total	\$ 48,074.15	\$ 2,690.82		\$ 1,388.05	\$ 10,637.50	\$ 6,798.62			\$ 4,859.45	\$ 74,448.59

Department	Overtime Pay Hours	Doubletime Pay Hours	OT- LFD Training Hours	OT - Out of Class Hours	Holiday Wrkd 1.5x Hours	Holiday Wrkd 2x Hours	Retro- OT 1.5 Hours	Retro- OT 2.0 Hours	OPSG/DNR Hours	Employee Hours Total
Fire	445.25			24.00						469.25
Planning										
Police	288.50				139.00	66.00			65.50	559.00
PW Administration	0.75									0.75
PW Operations	21.00				16.00	8.00				45.00
PW Systems	81.25	39.25								120.50
PW Roadways										
Finance	7.25			2.25						9.50
Information Technology Service	2.00									2.00
Parks										
Total	846.00	39.25		26.25	155.00	74.00			65.50	1,206.00

CITY OF LYNDEN



FINANCE DEPARTMENT
(360) 354 - 2829

Start Date	1/1/2021	YTD
End Date	11/30/2021	2021

Department	Overtime Pay \$	Doubletime Pay \$	OT- LFD Training \$	OT - Out of Class \$	Holiday Wrkd 1.5x \$	Holiday Wrkd 2x \$	Retro- OT 1.5 \$	Retro- OT 2.0 \$	OPSG/DNR \$	Employee Total Amount
Fire	\$ 181,583.29	\$ 1,806.48	\$ 495.86	\$ 5,064.90			\$ 151.67	\$ 17.52		\$ 189,119.72
Planning	1,361.41	34.89								1,396.30
Police	185,354.07	1,327.68			17,864.56	24,850.46	489.70	68.46	8,612.75	238,567.68
PW Administration	2,048.40	138.84			367.12					2,554.36
PW Operations	7,660.78				1,204.08	2,786.14	1,021.78			12,672.78
PW Systems	10,325.35	2,690.82		55.00		355.26				13,426.43
PW Roadways										
Finance	11,916.75	278.82		96.37						12,291.94
Information Technology Service	4,491.14									4,491.14
Parks	652.61									652.61
Total	\$ 405,393.80	\$ 6,277.53	\$ 495.86	\$ 5,216.27	\$ 19,435.76	\$ 27,991.86	\$ 1,663.15	\$ 85.98	\$ 8,612.75	\$ 475,172.96

Department	Overtime Pay Hours	Doubletime Pay Hours	OT- LFD Training Hours	OT - Out of Class Hours	Holiday Wrkd 1.5x Hours	Holiday Wrkd 2x Hours	Retro- OT 1.5 Hours	Retro- OT 2.0 Hours	OPSG/DNR Hours	Employee Hours Total
Fire	3,737.17	24.00	10.25	95.00						3,866.42
Planning	26.00	0.50								26.50
Police	2,587.00	15.00			253.00	267.00	3.00		123.50	3,248.50
PW Administration	40.00				8.00					48.00
PW Operations	141.25				24.00	40.00				205.25
PW Systems	193.50	39.25		1.00		4.75				238.50
PW Roadways										
Finance	280.50	5.00		2.25						287.75
Information Technology Service	68.00									68.00
Parks	15.50									15.50
Total	7,088.92	83.75	10.25	98.25	285.00	311.75	3.00		123.50	8,004.42

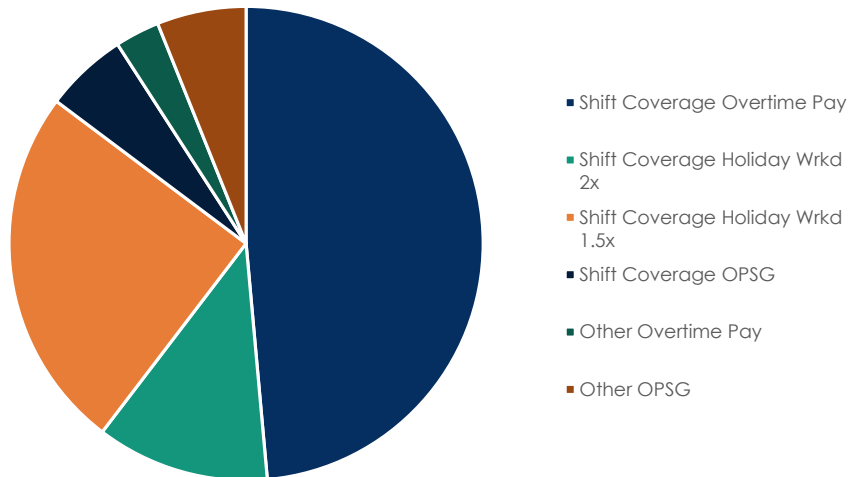
CITY OF LYNDEN

FINANCE DEPARTMENT
(360) 354 - 2829



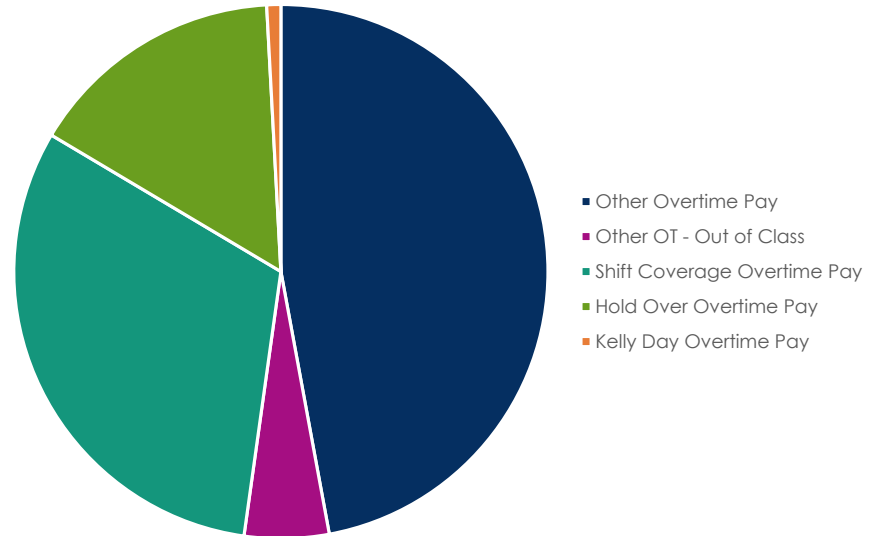
Reason	Overtime Hours	%
Shift Coverage	508	90.88%
Overtime Pay	271.5	48.57%
Holiday Wrkd 2x	66	11.81%
Holiday Wrkd 1.5x	139	24.87%
OPSG	31.5	5.64%
Other	51	9.12%
Overtime Pay	17	3.04%
OPSG	34	6.08%
Grand Total	559	100.00%

Police Department Overtime



Reason	Overtime Hours	%
Other	245	52.21%
Overtime Pay	221	47.10%
OT - Out of Class	24	5.11%
Shift Coverage	147	31.33%
Overtime Pay	147	31.33%
Hold Over	73.25	15.61%
Overtime Pay	73.25	15.61%
Kelly Day	4	0.85%
Overtime Pay	4	0.85%
Grand Total	469.25	100.00%

Fire Department Overtime



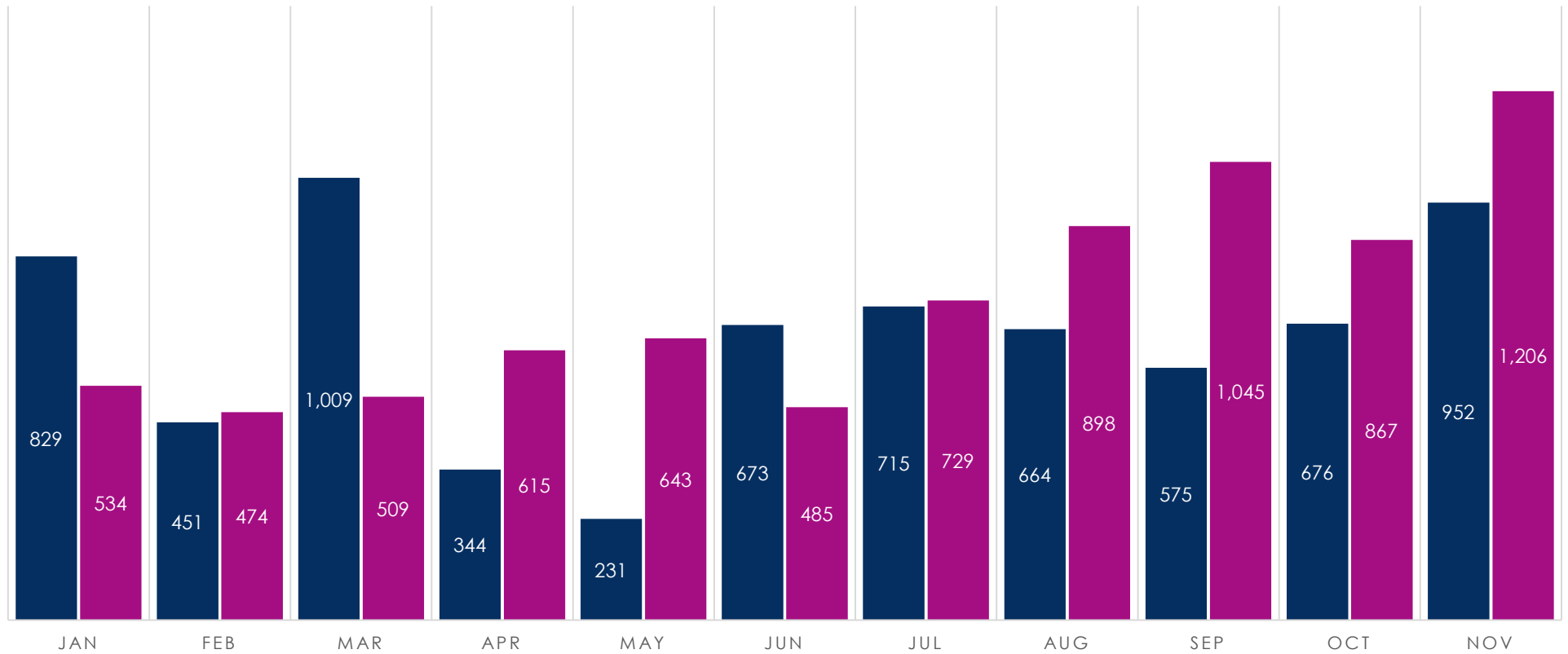
CITY OF LYNDEN

FINANCE DEPARTMENT
(360) 354 - 2829



OVERTIME HOURS - PRIOR YEAR COMPARISON

■ 2020 ■ 2021



Nov	952	1,206	2,158
Grand Total	7,116	8,004	15,121

