



LYNDEN POLICE DEPARTMENT

Criminal and Other Activity

Top 10

January 2026 - March 2026

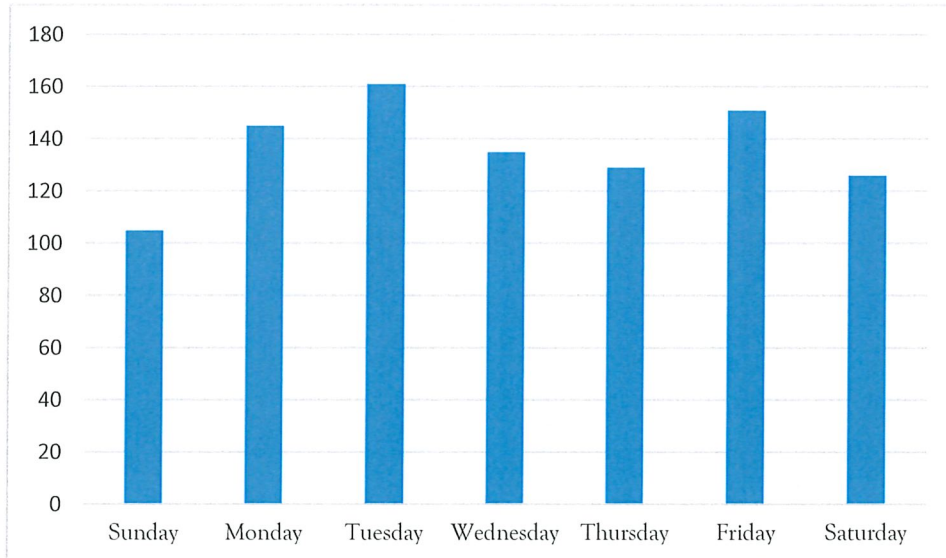
	January	February	March
Assault	7	2	9
Burglary	2	0	1
Crimes Against Person	0	1	0
Domestic Violence	8	5	7
Drug Offenses	2	1	0
DUI	3	7	3
Sex Crime Reports	1	2	2
Theft	11	4	15
Traffic Collisions	13	10	10
Vehicle Prowls	1	1	1
Other Reportable Calls	112	117	117
Non-Reportable Calls	484	498	777



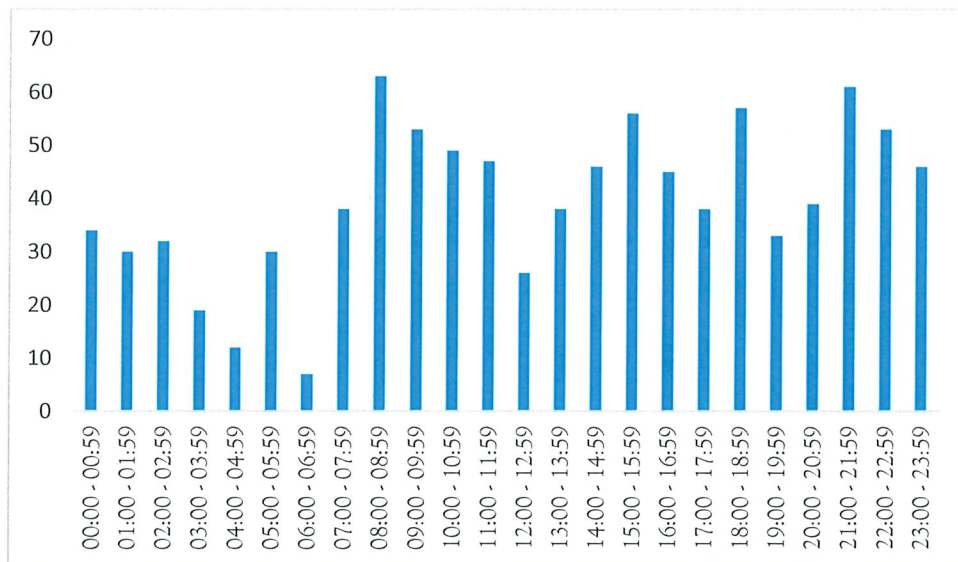
LYNDEN POLICE DEPARTMENT

March 2026

Calls by Day of the Week



Calls by Hour





LYNDEN POLICE DEPARTMENT

Criminal and Other Activity

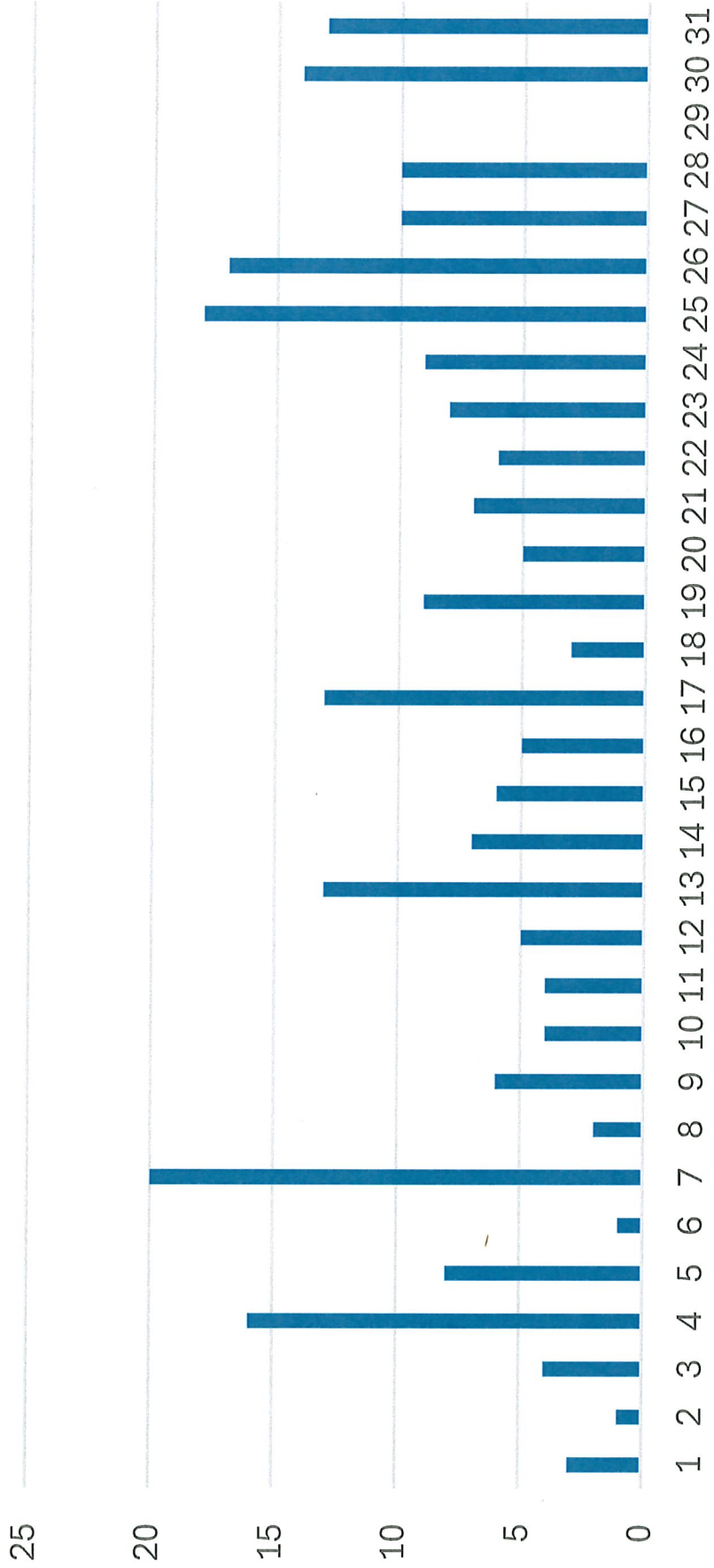
2024 - 2026

	January		February		March		April		May		June		July		August		September		October		November		December		TOTALS					
	2024	2025	2024	2025	2024	2025	2024	2025	2024	2025	2024	2025	2024	2025	2024	2025	2024	2025	2024	2025	2024	2025	2024	2025	2024	2025	2026			
Alcohol Offenses	0	0	0	0	0	0	0	0	0	0	0	0	1	1	0	2	1	0	0	0	0	0	0	2	0	4	4	0		
Assault (Felony)	1	0	3	2	0	1	0	0	3	0	0	0	1	1	1	1	0	1	0	0	0	0	2	0	1	10	8	3		
Assault (Misdemeanor)	8	6	4	10	5	2	10	6	9	5	3	4	5	8	6	5	4	4	2	6	6	4	2	5	4	74	56	15		
Auto Theft	0	0	0	1	0	0	0	0	0	1	0	1	0	0	0	0	0	0	1	1	1	1	0	0	0	5	3	0		
Burglary (Residential)	3	1	2	2	2	0	0	1	1	1	1	1	1	1	1	1	1	5	2	2	0	1	0	2	1	21	11	3		
Crimes Against Person	4	5	0	6	2	1	2	4	0	5	3	6	3	5	3	2	1	4	6	1	0	2	1	3	2	43	35	1		
Crimes Against Property	6	9	7	14	2	7	4	6	4	4	7	8	5	3	6	5	4	8	6	10	4	4	6	4	2	74	62	18		
Domestic Violence	4	13	8	4	6	5	7	8	7	9	10	10	16	7	8	7	9	11	6	9	6	5	2	16	8	106	90	20		
Drug Offenses	2	0	2	1	0	1	1	2	0	1	0	1	0	0	0	0	0	1	0	1	2	1	1	1	1	13	6	3		
DUI	3	3	3	6	3	7	3	1	3	2	2	3	1	5	2	2	9	2	2	1	0	4	2	3	4	40	34	13		
Homicide	0	0	0	0	0	0	0	0	0	0	0	0	0	0	0	0	0	0	0	0	0	0	0	0	0	0	0	0		
Malicious Mischief	2	2	2	6	2	3	17	6	4	2	2	3	7	7	5	4	2	4	6	3	3	5	2	2	0	61	96	10		
Public Order Maintenance	23	14	14	19	15	10	18	23	15	13	26	18	24	14	18	22	16	19	16	22	15	13	17	12	12	208	208	39		
Robbery	1	0	0	0	0	0	0	0	0	0	0	0	0	0	0	1	0	0	0	0	0	0	0	0	0	2	0	0		
Service Calls	52	63	65	54	79	66	100	75	60	95	59	62	57	64	63	72	65	81	60	55	54	51	40	52	48	811	742	191		
Sex Crime Reports	2	2	1	1	0	1	3	2	2	1	4	4	1	4	1	1	1	4	3	1	1	3	0	1	1	27	19	4		
Theft	8	8	11	10	12	5	5	10	15	14	4	10	13	10	13	18	10	12	13	5	9	7	7	13	7	123	119	31		
Traffic Collisions	3	13	13	8	6	10	10	7	10	7	14	8	9	6	8	12	15	14	7	11	11	9	11	9	19	116	137	33		
Traffic Offenses/Complain	26	27	20	23	22	26	21	23	21	29	22	42	23	28	30	29	42	22	20	30	19	23	21	23	17	320	299	67		
Vehicle Prowls	3	5	1	1	3	1	3	0	0	2	3	2	3	0	2	0	0	1	1	2	2	0	1	3	0	18	22	2		
All Others	3	10	7	3	5	11	7	12	12	3	9	6	11	9	6	15	8	13	6	13	10	6	8	13	2	103	92	30		
Non-Reportable Calls	593	598	483	483	516	465	496	586	630	777	488	540	579	545	483	653	666	725	569	568	556	518	503	476	668	499	6831	6834	1756	
Total Calls	747	779	646	687	631	652	798	871	941	688	707	0	767	719	0	863	915	0	775	726	0	729	661	0	832	628	0	9010	8877	2239



LYNDEN POLICE DEPARTMENT

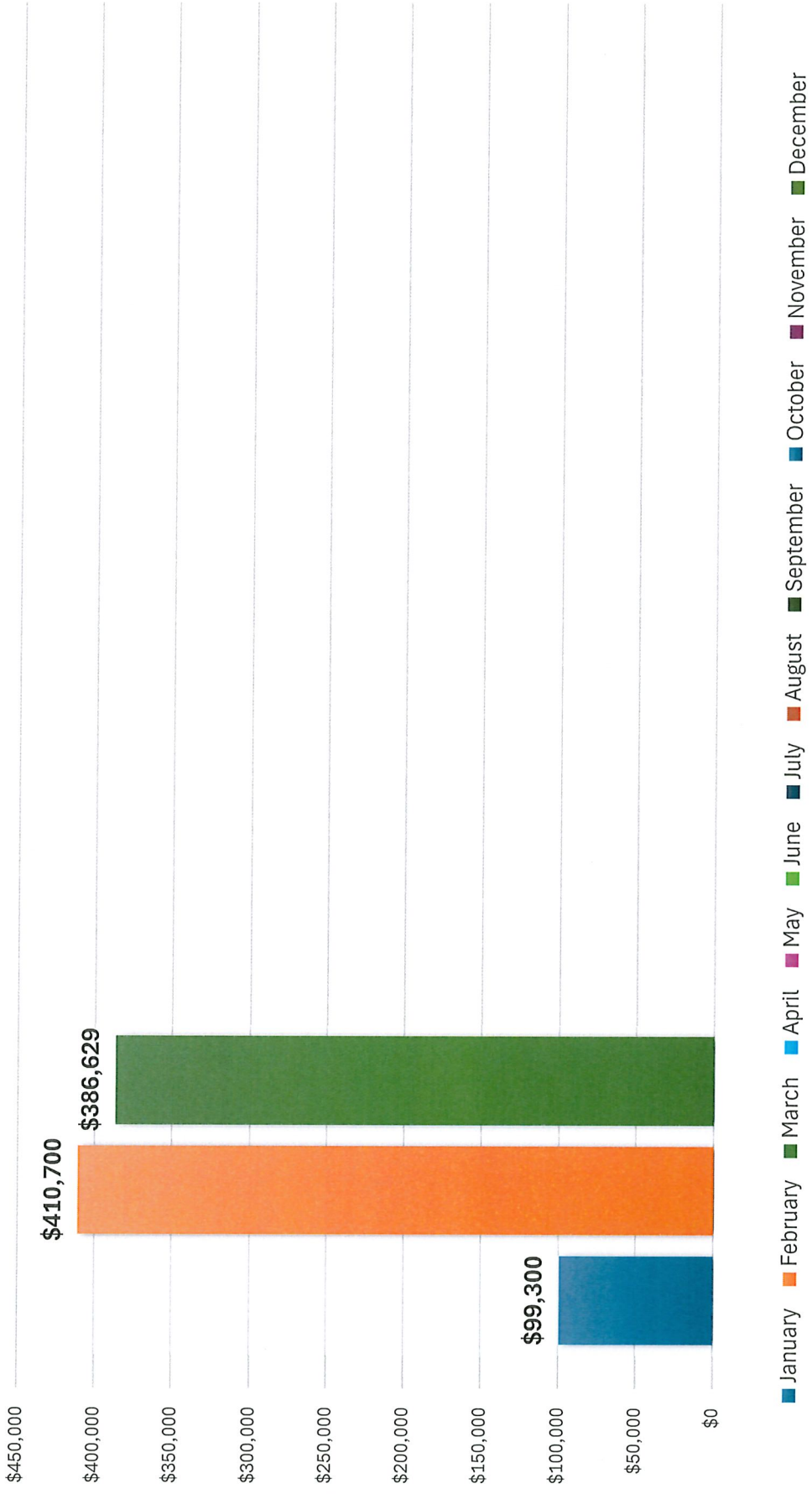
Traffic Stops per Day - March 2026
Total 247





LYNDEN POLICE DEPARTMENT

Fraud money reported 2026 - \$520,582





LYNDEN POLICE DEPARTMENT

Annual Fraud Report

