



LYNDEN POLICE DEPARTMENT

Criminal and Other Activity

Top 10

December - February 2024

	December	January	February
Assault	11	9	10
Burglary (Residential)	3	3	2
Crimes Against Person	3	4	5
Domestic Violence	8	4	4
Drug Offenses	2	2	1
DUI	13	3	6
Sex Crime Reports	2	2	1
Theft	24	8	10
Traffic Accidents	12	3	8
Vehicle Prowls	0	3	1
Other Reportable Calls	130	107	116
Non-Reportable Calls	660	596	516



LYNDEN POLICE DEPARTMENT

Criminal and Other Activity 2022 - 2024

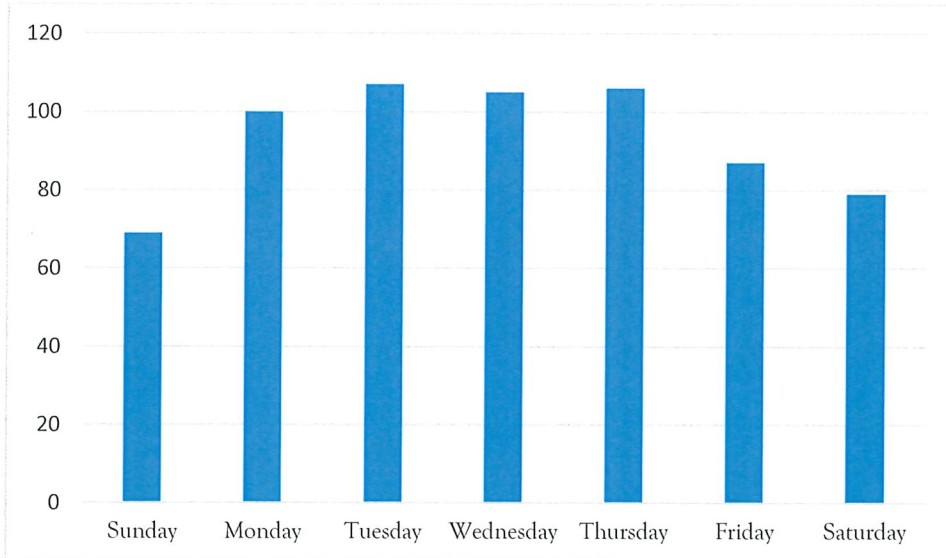
	January		February		March		April		May		June		July		August		September		October		November		December		TOTALS			
	2022	2023	2024	2022	2023	2024	2022	2023	2024	2022	2023	2024	2022	2023	2024	2022	2023	2024	2022	2023	2024	2022	2023	2024	2022	2023	2024	
Alcohol Offenses	0	0	0	0	0	0	0	2	0	2	0	0	0	0	0	1	0	0	1	0	0	0	0	2	0	3	5	0
Assault (Felony)	0	0	1	2	3	2	1	0	0	2	1	0	0	1	4	1	0	1	0	2	0	1	0	0	0	10	13	3
Assault (Misdemeanor)	3	9	8	5	4	8	9	8	4	14	4	6	1	10	8	12	6	9	2	6	3	16	0	6	11	57	117	16
Auto Theft	0	0	0	0	2	1	1	1	1	0	0	0	0	0	0	0	0	0	2	0	0	0	0	0	0	5	4	1
Burglary (Residential)	5	2	3	0	0	2	2	0	1	3	3	2	5	0	3	1	3	4	0	1	3	2	2	1	3	26	21	5
Crimes Against Person	0	1	4	2	4	5	3	5	2	7	2	1	1	6	2	3	4	3	1	3	2	2	2	0	3	21	41	9
Crimes Against Property	2	2	5	6	6	14	17	3	2	3	5	2	3	5	6	5	4	3	2	2	2	7	3	7	4	66	41	19
Domestic Violence	6	5	4	4	10	4	5	6	1	7	5	6	10	9	8	6	8	10	4	12	4	10	7	5	8	68	95	8
Drug Offenses	1	1	2	0	0	1	1	1	1	1	2	0	0	0	0	1	1	1	1	0	0	2	1	1	2	10	8	3
DUI	0	2	3	1	1	6	3	7	0	1	6	5	2	4	7	4	4	1	1	9	1	3	7	0	13	27	59	9
Malicious Mischief	3	9	2	5	4	5	12	7	5	6	6	6	5	5	9	6	9	4	2	3	4	2	4	2	2	74	117	7
Public Order Maintenance	6	13	21	8	20	18	12	9	12	18	7	25	20	20	12	19	16	18	12	19	10	12	16	5	148	190	39	
Robbery	1	0	1	0	0	0	1	0	0	0	1	0	0	0	0	0	0	1	0	0	0	0	0	0	14	2	17	1
Service Calls	33	49	48	38	78	52	45	57	61	44	39	77	40	91	47	62	48	60	47	63	47	40	36	0	519	678	100	
Sex Crime Reports	1	1	2	1	0	1	1	2	3	3	0	1	2	2	1	1	2	1	1	3	0	1	0	64	14	81	3	
Theft	24	17	8	22	17	10	28	16	15	12	15	12	16	13	31	22	21	12	14	7	10	13	15	2	238	156	18	
Traffic Accidents	8	15	3	8	4	8	6	8	9	10	5	5	10	9	9	11	11	7	12	11	20	15	13	24	116	129	11	
Traffic Offenses/Complain	19	20	26	22	22	23	46	25	36	13	18	23	20	31	33	34	28	24	19	20	8	27	16	12	286	272	49	
Vehicle Prowls	4	2	3	2	0	1	7	2	2	0	6	1	8	2	5	0	4	2	3	1	4	0	0	33	47	49	4	
All Others	7	4	4	3	10	3	9	5	9	14	8	7	7	5	9	14	7	12	10	7	7	7	5	0	93	91	7	
Non-Reportable Calls	506	745	596	474	556	516	524	551	629	602	680	670	678	612	756	672	592	587	656	559	582	517	679	660	7450	7312	1112	
Total Calls	629	897	744	603	741	680	732	717	802	758	815	847	826	826	950	875	765	760	791	730	719	675	804	917	9280	9496	1424	



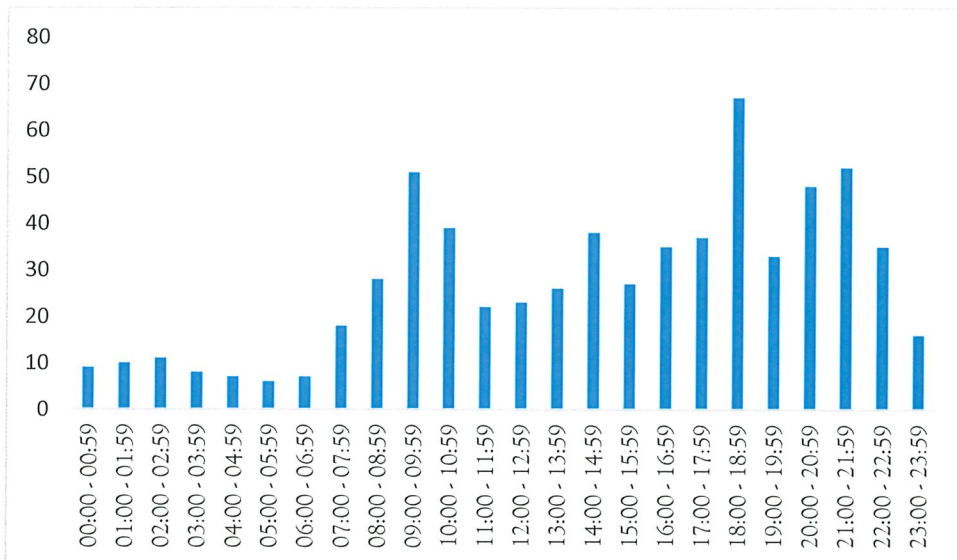
LYNDEN POLICE DEPARTMENT

February 2024

Calls by Day of the Week



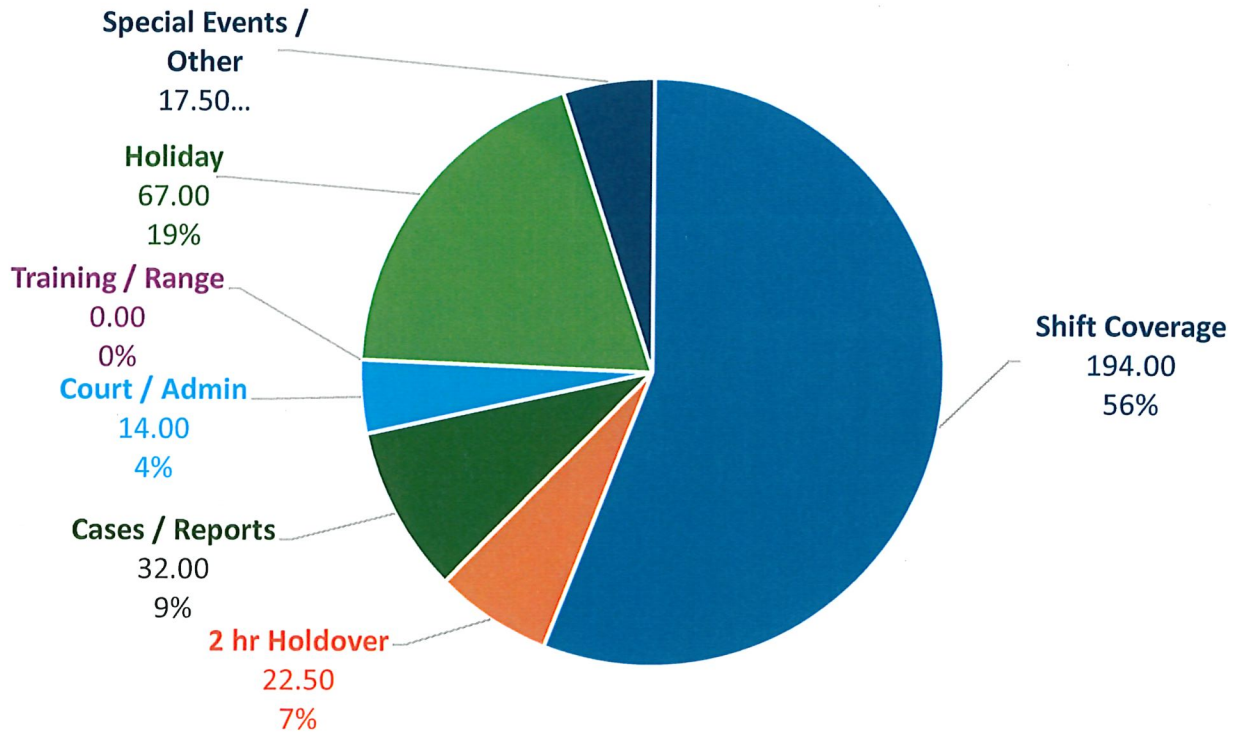
Calls by Hour





LYNDEN POLICE DEPARTMENT

February 2024 Overtime Hours (347)



Year to Date 2024 Overtime Hours

