

CITY OF LYNDEN



FINANCE DEPARTMENT
(360) 354 - 2829

Start Date	6/1/2021	JUNE
End Date	6/30/2021	2021

Department	Overtime Pay \$	Doubletime Pay \$	OT- LFD Training \$	OT - Out of Class \$	Holiday Wrkd 1.5x \$	Holiday Wrkd 2x \$	Retro- OT 1.5 \$	Retro- OT 2.0 \$	OPSG/DNR \$	Employee Total Amount
Fire	\$ 12,720.32						\$ 28.24	\$ 17.52		\$ 12,766.08
Planning	78.59									78.59
Police	14,678.83					30.00	36.00		422.85	15,167.68
PW Administration										
PW Operations	85.45									85.45
PW Systems	199.02									199.02
PW Roadways										
Finance	178.20									178.20
Information Technology Service	269.78									269.78
Parks										
Total	\$ 28,210.19					\$ 30.00	\$ 64.24	\$ 17.52	\$ 422.85	\$ 28,744.80

Department	Overtime Pay Hours	OT- LFD Training Hours	Doubletime Pay Hours	OT - Out of Class Hours	Holiday Wrkd 1.5x Hours	Holiday Wrkd 2x Hours	Retro- OT 1.5 Hours	Retro- OT 2.0 Hours	OPSG/DNR Hours	Employee Hours Total
Fire	258.00									258.00
Planning	1.50									1.50
Police	204.00								6.00	210.00
PW Administration										
PW Operations	1.75									1.75
PW Systems	4.00									4.00
PW Roadways										
Finance	3.00									3.00
Information Technology Service	7.00									7.00
Parks										
Total	479.25								6.00	485.25

CITY OF LYNDEN



FINANCE DEPARTMENT
(360) 354 - 2829

Start Date	1/1/2021	YTD
End Date	6/30/2021	2021

Department	Overtime Pay \$	Doubletime Pay \$	OT- LFD Training \$	OT - Out of Class \$	Holiday Wrkd 1.5x \$	Holiday Wrkd 2x \$	Retro- OT 1.5 \$	Retro- OT 2.0 \$	OPSG/DNR \$	Employee Total Amount
Fire	\$ 63,419.36	\$ 1,806.48	\$ 495.86	\$ 837.12			\$ 151.67	\$ 17.52		\$ 66,728.01
Planning	1,020.87	34.89								1,055.76
Police	88,403.22	241.53			8,014.26	6,063.07	489.70	68.46	981.21	104,261.45
PW Administration	2,018.05	138.84			367.12					2,524.01
PW Operations	658.63				416.88	1,105.34				2,180.85
PW Systems	4,881.87									4,881.87
PW Roadways										
Finance	8,473.30	278.82								8,752.12
Information Technology Service	3,787.94									3,787.94
Parks	496.55									496.55
Total	\$ 173,159.79	\$ 2,500.56	\$ 495.86	\$ 837.12	\$ 8,798.26	\$ 7,168.41	\$ 641.37	\$ 85.98	\$ 981.21	\$ 194,668.56

Department	Overtime Pay Hours	OT- LFD Training Hours	Doubletime Pay Hours	OT - Out of Class Hours	Holiday Wrkd 1.5x Hours	Holiday Wrkd 2x Hours	Retro- OT 1.5 Hours	Retro- OT 2.0 Hours	OPSG/DNR Hours	Employee Hours Total
Fire	1,304.25	10.25	24.00	24.00						1,362.50
Planning	19.50		0.50							20.00
Police	1,232.50		3.00		114.00	65.00	3.00		15.00	1,432.50
PW Administration	39.25				8.00					47.25
PW Operations	12.75				8.00	16.00				36.75
PW Systems	88.75									88.75
PW Roadways										
Finance	199.50		5.00							204.50
Information Technology Service	58.00									58.00
Parks	10.00									10.00
Total	2,964.50	10.25	32.50	24.00	130.00	81.00	3.00		15.00	3,260.25

CITY OF LYNDEN

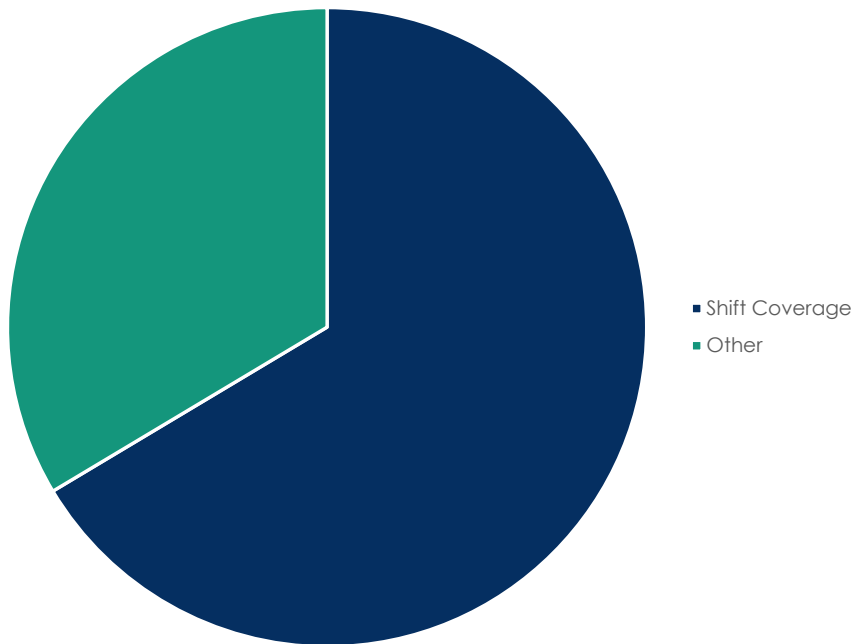
FINANCE DEPARTMENT
(360) 354 - 2829



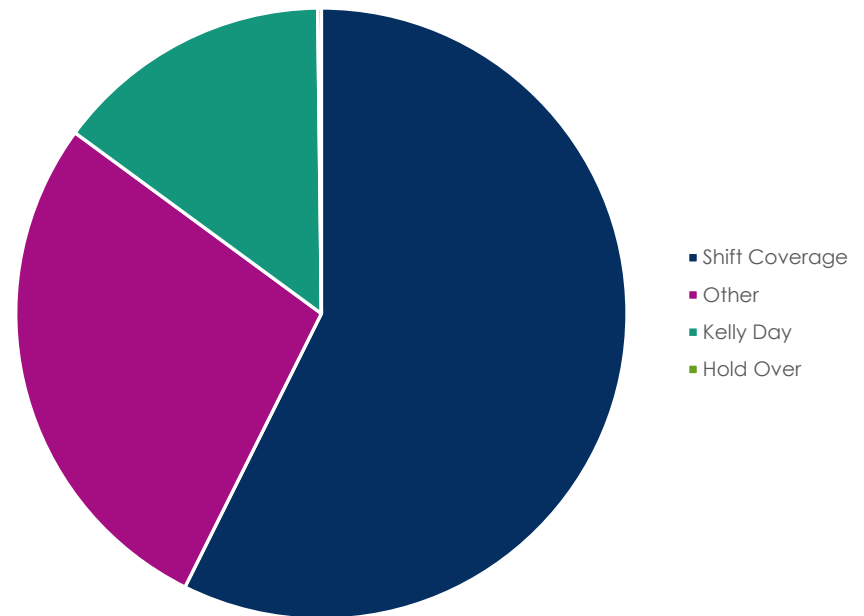
Reason	Overtime Hours	%
Shift Coverage	135.5	66.42%
Other	68.5	33.58%
Grand Total	204	100.00%

Reason	Overtime Hours	%
Shift Coverage	148	57.36%
Other	71.5	27.71%
Kelly Day	38	14.73%
Hold Over	0.5	0.19%
Grand Total	258	100.00%

Police Department Overtime



Fire Department Overtime



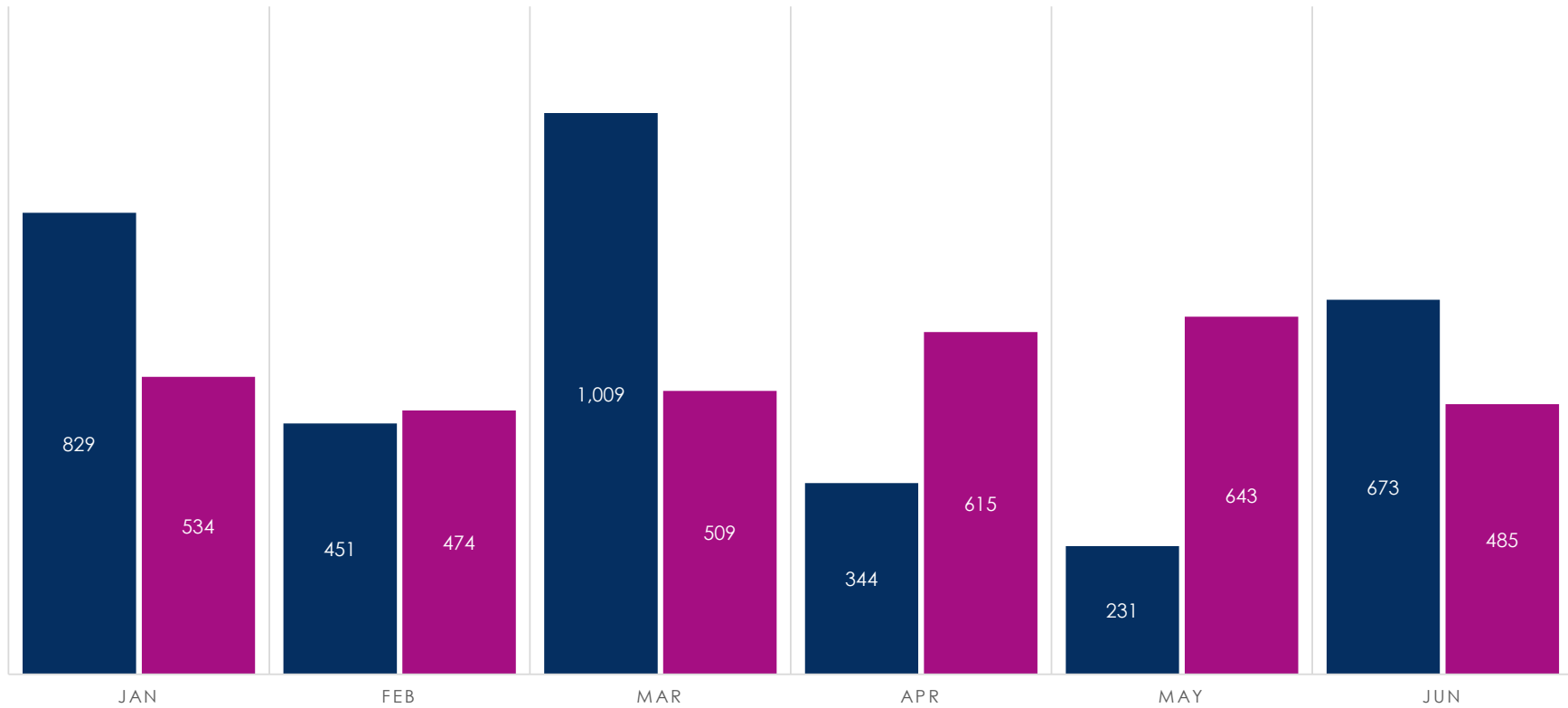
CITY OF LYNDEN

FINANCE DEPARTMENT
(360) 354 - 2829



OVERTIME HOURS - PRIOR YEAR COMPARRISON

■ 2020 ■ 2021



CITY OF LYNDEN

FINANCE DEPARTMENT
(360) 354 - 2829

