



LYNDEN POLICE DEPARTMENT

Criminal and Other Activity

Top 10

September - November 2024

	September	October	November
Assault	4	6	3
Burglary (Residential)	5	2	1
Crimes Against Person	4	1	2
Domestic Violence	11	9	5
Drug Offenses	1	0	1
DUI	2	1	4
Sex Crime Reports	4	1	2
Theft	12	5	6
Traffic Collisions	14	11	8
Vehicle Prowls	1	1	0
Other Reportable Calls	142	133	100
Non-Reportable Calls	571	556	505



LYNDEN POLICE DEPARTMENT

Criminal and Other Activity

2024

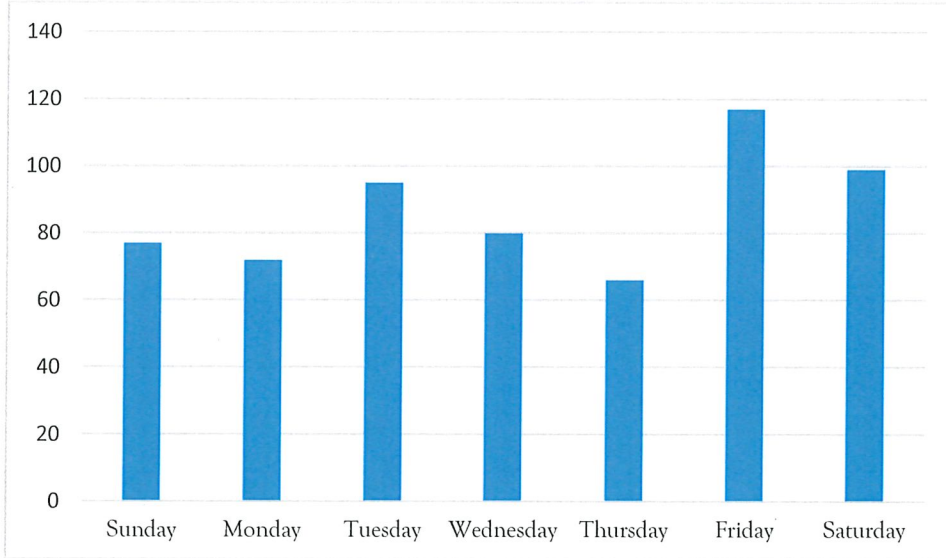
	<i>Jan</i>	<i>Feb</i>	<i>Mar</i>	<i>Apr</i>	<i>May</i>	<i>Jun</i>	<i>Jul</i>	<i>Aug</i>	<i>Sep</i>	<i>Oct</i>	<i>Nov</i>	<i>Dec</i>	<i>Totals</i>
Alcohol Offenses	0	0	0	0	0	0	1	0	1	0	0		2
Assault (Felony)	1	2	1	3	1	0	1	1	0	0	0		10
Assault (Misdemeanor)	8	10	10	5	4	5	8	5	4	6	3		68
Auto Theft	0	1	0	0	1	1	0	0	0	1	1		5
Burglary (Residential)	3	2	0	1	2	1	1	1	5	2	1		19
Crimes Against Person	4	6	2	5	3	6	5	2	4	1	2		40
Crimes Against Property	6	14	4	4	7	5	3	5	8	10	4		70
Domestic Violence	4	4	7	9	10	16	8	7	11	9	5		90
Drug Offenses	2	1	1	1	3	1	0	0	1	1	1		12
DUI	3	6	3	2	3	5	6	2	2	1	4		37
Malicious Mischief	2	6	17	6	2	3	7	4	4	3	5		59
Public Order Maintenance	23	19	18	13	18	14	15	22	19	22	13		196
Robbery	1	0	0	0	0	0	0	1	0	0	0		2
Service Calls	52	53	100	95	62	64	73	72	81	55	49		756
Sex Crime Reports	2	1	3	1	4	4	2	1	4	1	2		25
Theft	8	10	5	14	10	10	11	18	12	5	6		109
Traffic Collisions	3	8	10	7	8	6	19	12	14	11	8		106
Traffic Offenses/Complain	26	23	21	29	42	29	24	29	22	29	22		296
Vehicle Prowls	3	1	3	2	2	0	1	0	1	2	0		15
All Others	3	3	7	3	6	9	12	15	13	13	6		90
Non-Reportable Calls	593	516	586	488	579	483	624	666	569	556	505		6165
Total Calls	747	686	798	688	767	662	821	863	774	728	637	0	8170



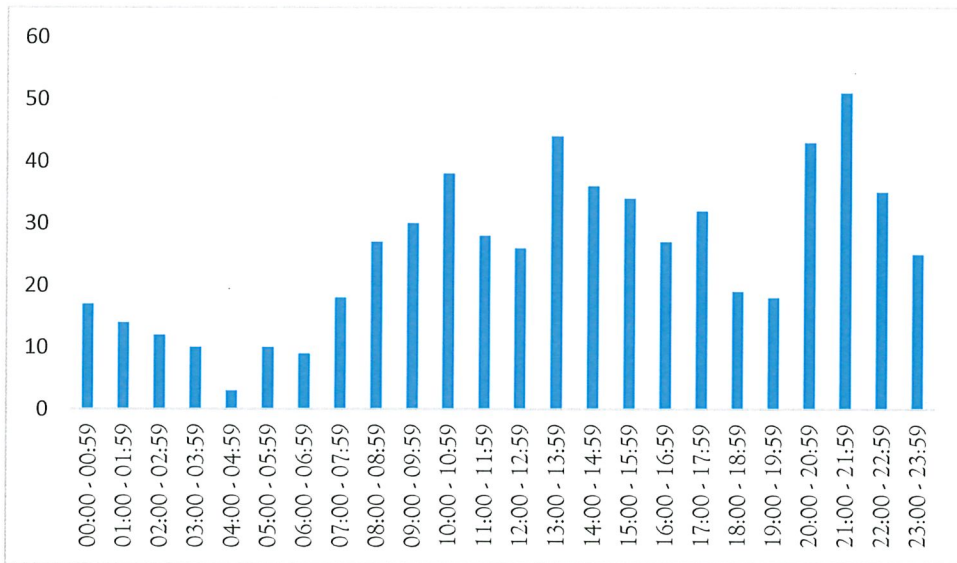
LYNDEN POLICE DEPARTMENT

November 2024

Calls by Day of the Week



Calls by Hour





LYNDEN POLICE DEPARTMENT

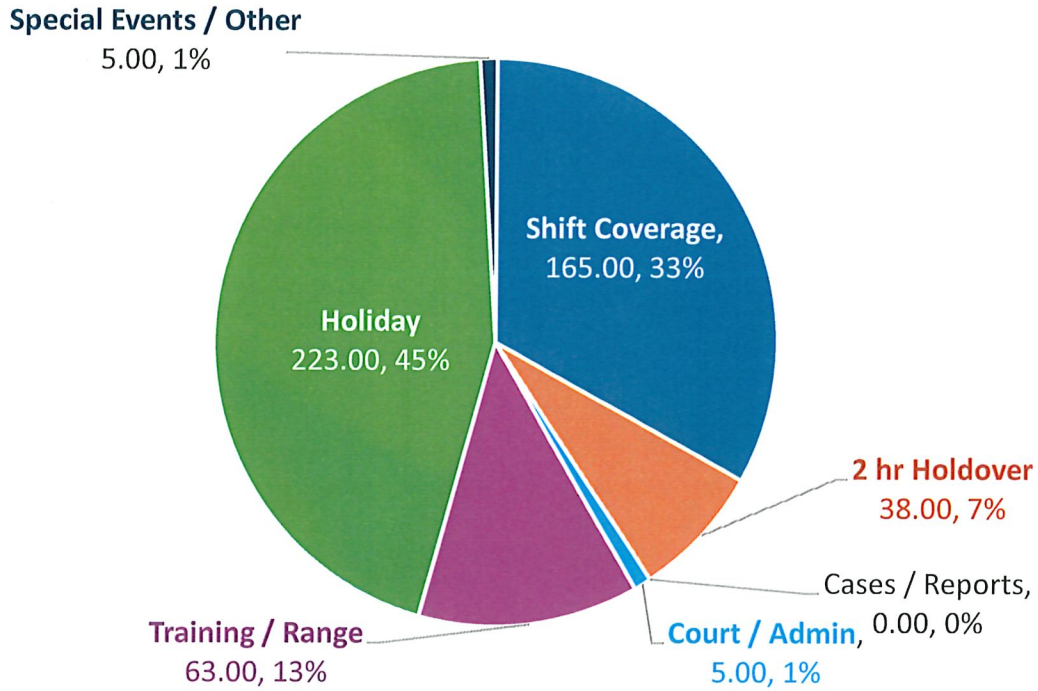
Criminal and Other Activity 2022 - 2024

	January		February		March		April		May		June		July		August		September		October		November		December		TOTALS											
	2022	2023	2024	2022	2023	2024	2022	2023	2024	2022	2023	2024	2022	2023	2024	2022	2023	2024	2022	2023	2024	2022	2023	2024	2022	2023	2024									
Alcohol Offenses	0	0	0	0	0	0	0	2	0	0	0	0	0	0	1	0	0	0	0	1	0	0	0	0	2	0	3	5	2							
Assault (Felony)	0	0	1	2	3	2	1	3	0	2	1	1	0	0	1	4	1	0	1	0	0	2	0	0	0	0	10	13	10							
Assault (Misdemeanor)	3	9	8	5	4	10	9	8	10	4	14	4	6	5	1	8	12	5	6	9	4	2	6	3	16	3	6	11	68							
Auto Theft	0	0	0	0	2	1	1	1	0	1	0	1	0	0	0	0	0	0	0	0	0	2	0	1	0	0	1	0	5	4						
Burglary (Residential)	5	2	3	0	0	2	2	0	0	1	3	2	5	0	1	3	1	1	0	4	5	1	3	2	2	1	1	3	26	21	19					
Crimes Against Person	0	1	4	2	4	6	3	5	2	1	3	2	1	6	1	6	5	2	4	3	4	2	3	1	2	2	2	0	3	21	41	40				
Crimes Against Property	2	2	6	6	6	14	17	3	4	5	3	4	2	3	7	5	2	5	4	3	8	2	2	10	7	3	4	7	4	66	41	70				
Domestic Violence	6	5	4	4	10	4	5	6	9	1	7	10	5	6	16	10	9	8	8	10	11	4	12	9	7	10	5	8	68	95	90					
Drug Offenses	1	1	2	0	0	1	1	1	0	1	1	3	2	0	1	0	0	1	1	1	1	1	0	0	1	2	1	1	2	10	8	12				
DUI	0	2	3	1	1	6	3	7	3	0	1	3	6	5	5	2	4	2	4	1	2	1	9	1	3	7	4	0	13	27	59	37				
Malicious Mischief	3	9	2	5	4	6	12	7	17	6	12	6	2	6	3	5	7	9	4	4	9	4	4	2	3	4	2	5	2	59	74	117	59			
Public Order Maintenance	6	13	23	8	20	19	12	9	18	12	18	7	25	14	20	20	15	12	16	18	19	12	19	22	10	12	13	16	5	148	190	196				
Robbery	1	0	1	0	0	0	0	1	0	0	0	1	0	0	0	0	0	1	0	1	0	0	0	0	0	0	0	0	14	2	17	2				
Service Calls	33	49	52	38	78	53	45	57	100	61	44	39	77	64	40	91	73	47	62	48	60	81	47	63	55	47	40	49	36	0	519	678	756			
Sex Crime Reports	1	1	2	1	0	1	1	2	3	3	3	0	1	4	2	2	1	1	2	1	4	1	3	1	0	1	2	0	64	14	81	25				
Theft	24	17	8	22	17	10	28	16	5	15	12	14	27	13	10	15	12	31	22	18	21	12	14	7	5	10	13	6	15	2	238	156	109			
Traffic Collisions	8	15	3	8	4	8	6	8	10	9	10	7	5	10	8	5	5	9	11	12	11	7	14	12	11	20	15	8	13	24	116	129	106			
Traffic Offenses/Complain	19	20	26	22	22	23	46	25	21	21	42	18	23	28	20	31	24	33	34	29	28	24	22	19	20	30	8	27	22	16	12	286	272	296		
Vehicle Prowls	4	2	3	2	0	1	7	2	3	2	0	2	6	1	0	8	2	1	5	0	4	2	1	3	1	1	4	0	0	33	47	49	14			
All Others	7	4	3	3	10	3	9	5	7	9	14	3	12	6	6	8	7	9	14	15	7	12	13	10	7	13	7	6	5	0	93	91	90			
Non-Reportable Calls	506	745	593	474	556	516	524	551	586	629	602	488	694	581	579	680	670	483	678	612	624	756	672	666	592	587	569	582	517	505	679	660	7450	7312	6165	
Total Calls	629	897	747	603	741	686	732	717	798	802	758	688	844	753	767	815	847	661	826	826	821	950	875	863	765	760	775	791	730	728	719	675	637	804	917	0



LYNDEN POLICE DEPARTMENT

November 2024 Overtime Hours (499)



Year to Date 2024 Overtime Hours

