



LYNDEN POLICE DEPARTMENT

Criminal and Other Activity

Top 10

August - September 2023

	July	August	September
Assault	11	13	10
Burglary (Residential)	1	1	4
Crimes Against Person	6	3	3
Domestic Violence	9	6	10
Drug Offenses	0	1	1
DUI	4	4	1
Sex Crime Reports	2	1	1
Theft	13	22	12
Traffic Accidents	9	11	7
Vehicle Prowls	2	0	2
Other Reportable Calls	159	141	122
Non-Reportable Calls	612	672	587



LYNDEN POLICE DEPARTMENT

Criminal and Other Activity

2023

	<i>Jan</i>	<i>Feb</i>	<i>Mar</i>	<i>Apr</i>	<i>May</i>	<i>Jun</i>	<i>Jul</i>	<i>Aug</i>	<i>Sep</i>	<i>Oct</i>	<i>Nov</i>	<i>Dec</i>	<i>Totals</i>
Alcohol Offenses	0	0	0	2	2	0	0	1	0				5
Assault (Felony)	0	3	3	0	2	0	1	1	1				11
Assault (Misdemeanor)	9	4	8	12	14	6	10	12	9				84
Auto Theft	0	2	1	1	0	0	1	0	0				5
Burglary (Residential)	2	0	0	3	2	0	1	1	4				13
Crimes Against Person	1	4	5	3	7	1	6	3	3				33
Crimes Against Property	2	6	3	3	3	2	5	5	3				32
Domestic Violence	5	10	6	6	7	6	9	6	10				65
Drug Offenses	1	0	1	0	1	0	0	1	1				5
DUI	2	1	7	5	1	5	4	4	1				30
Malicious Mischief	9	4	7	6	6	6	5	6	4				53
Public Order Maintenance	13	20	9	18	12	25	21	19	18				155
Robbery	0	0	1	1	0	0	0	0	1				3
Service Calls	49	78	57	44	57	77	91	62	60				575
Sex Crime Reports	1	0	2	3	2	1	2	2	1				14
Theft	17	17	16	12	13	13	13	23	12				136
Traffic Accidents	15	4	8	10	10	5	9	11	7				79
Traffic Offenses/Complain	20	22	25	13	21	23	31	34	24				213
Vehicle Prowls	2	0	2	0	6	1	2	0	2				15
All Others	4	10	5	14	6	7	5	14	12				77
Non-Reportable Calls	745	556	551	602	581	670	612	672	587				5576

Total Calls	897	741	717	756	751	848	828	876	760	0	0	0	7174
-------------	-----	-----	-----	-----	-----	-----	-----	-----	-----	---	---	---	------



LYNDEN POLICE DEPARTMENT

Criminal and Other Activity 2021 - 2023

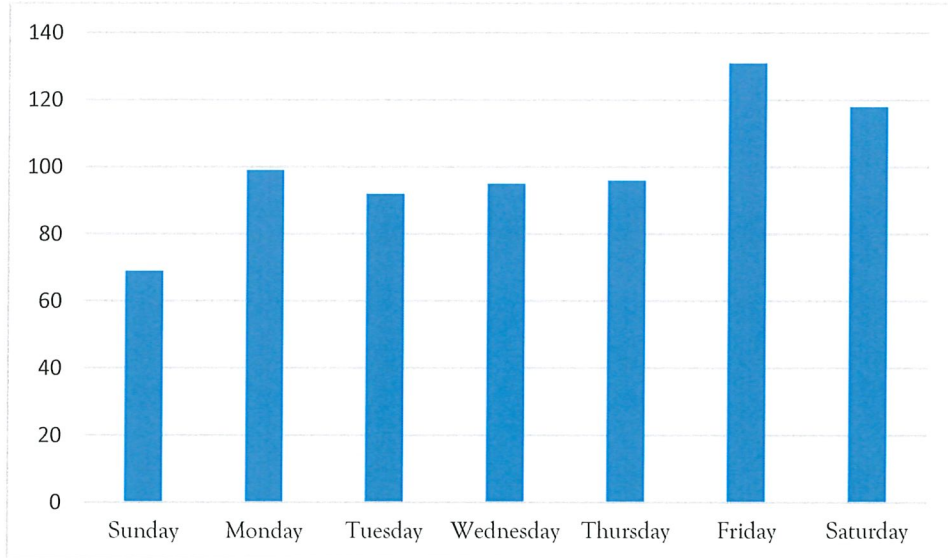
	January		February		March		April		May		June		July		August		September		October		November		December		TOTALS														
	2021	2022	2021	2022	2021	2022	2021	2022	2021	2022	2021	2022	2021	2022	2021	2022	2021	2022	2021	2022	2021	2022	2021	2022	2021	2022	2023												
Alcohol Offenses	0	0	0	0	2	0	0	0	2	0	0	2	0	0	0	0	0	0	0	2	1	0	0	0	2	0	0	5	3	5									
Assault (Felony)	0	0	0	1	2	3	1	1	3	0	1	0	0	1	0	4	1	0	0	1	0	0	1	1	0	0	0	4	10	11									
Assault (Misdemeanor)	5	3	9	0	5	4	6	9	8	5	6	12	3	4	14	6	4	6	5	1	10	11	8	12	3	6	9	6	2	52	57	84							
Auto Theft	1	0	0	0	0	2	0	1	1	0	0	0	0	0	0	1	0	0	0	0	1	2	0	0	0	0	0	0	3	5	4								
Burglary (Residential)	1	5	2	2	0	0	2	2	0	1	3	2	3	2	3	1	3	1	1	0	4	0	1	5	2	1	0	4	7	1	25	26	13						
Crimes Against Person	1	0	1	1	2	4	1	3	5	1	3	1	2	7	2	2	1	6	5	2	3	5	2	3	5	4	3	2	2	0	2	25	21	33					
Crimes Against Property	2	2	2	10	6	6	9	17	3	3	5	3	2	2	3	4	5	2	1	3	5	6	6	5	1	4	3	8	2	1	7	50	66	32					
Domestic Violence	10	6	5	6	4	10	9	5	6	5	6	10	1	7	9	5	6	8	10	8	10	5	4	4	7	9	5	89	68	65									
Drug Offenses	2	1	1	3	0	0	0	1	1	0	0	1	1	1	1	2	0	0	1	1	1	1	1	1	1	1	1	1	1	15	10	5							
DUI	0	0	2	4	1	1	3	3	7	1	0	5	0	0	1	0	6	5	1	2	4	0	7	4	3	4	1	0	1	16	27	30							
Malicious Mischief	1	3	9	1	5	4	11	12	7	2	5	6	3	12	6	1	6	6	2	9	4	3	2	6	2	9	4	3	2	0	4	38	74	53					
Public Order Maintenance	12	6	13	14	8	20	13	12	9	24	12	18	13	17	12	11	7	25	18	20	20	11	12	19	27	16	18	6	12	7	10	168	148	154					
Robbery	0	1	0	0	0	0	0	1	0	0	0	0	0	0	0	0	0	0	0	0	0	0	0	0	0	0	0	0	0	0	2	2	3						
Service Calls	35	33	49	44	38	78	57	45	57	55	61	44	49	38	57	40	39	77	52	40	91	44	47	62	46	48	60	38	47	33	47	28	36	521	519	575			
Sex Crime Reports	3	1	1	0	1	0	0	1	2	1	3	2	2	2	2	3	0	1	1	2	2	3	1	1	1	2	1	0	1	2	0	1	0	17	14	13			
Theft	9	24	17	17	22	17	15	28	16	15	15	12	12	27	13	6	15	12	11	16	13	15	31	22	12	21	12	10	14	9	10	19	15	150	238	134			
Traffic Accidents	3	8	15	8	8	4	8	6	8	5	9	10	5	10	5	9	5	5	6	10	9	12	9	11	5	11	7	6	12	10	20	7	13	89	116	79			
Traffic Offenses/Complain	18	19	20	36	22	22	41	46	25	28	36	13	16	21	21	16	18	23	12	20	31	29	33	34	28	28	24	22	19	17	8	15	16	278	286	213			
Vehicle Prowls	0	4	2	11	2	0	6	7	2	7	2	0	1	2	6	4	6	1	6	8	2	8	5	0	4	4	2	4	3	5	4	2	0	58	47	15			
All Others	6	7	4	8	3	10	8	9	5	10	9	14	10	12	6	6	8	7	1	7	5	12	9	14	8	7	12	5	10	7	7	5	5	86	93	77			
Non-Reportable Calls	418	506	745	400	474	556	455	524	551	426	629	602	447	694	581	578	680	670	542	678	612	539	756	672	534	592	587	508	656	438	582	498	679	5783	7450	5576			
Total Calls	527	629	897	567	603	741	647	732	717	590	802	758	582	844	753	697	815	847	675	826	826	709	950	875	691	765	760	630	791	0	545	719	0	614	804	0	7474	9280	7174



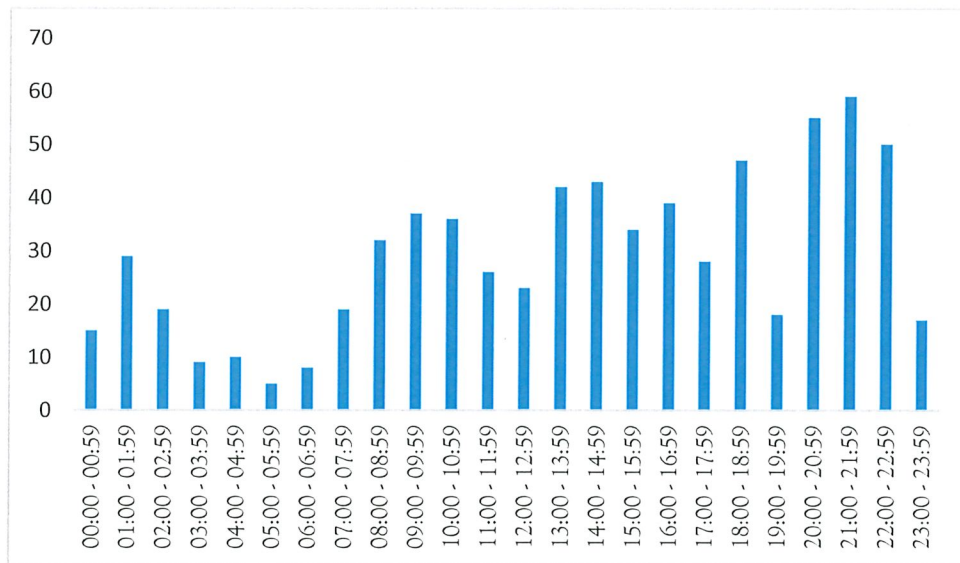
LYNDEN POLICE DEPARTMENT

September 2023

Calls by Day of the Week



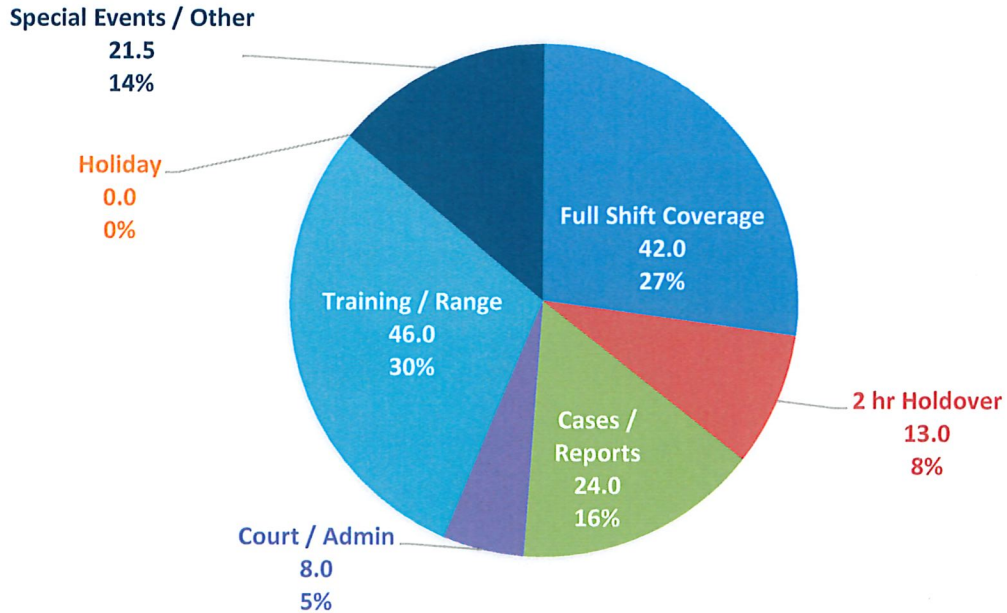
Calls by Hour





LYNDEN POLICE DEPARTMENT

September 2023 Overtime Hours (154.5)



Year to Date 2023 Overtime Hours

