

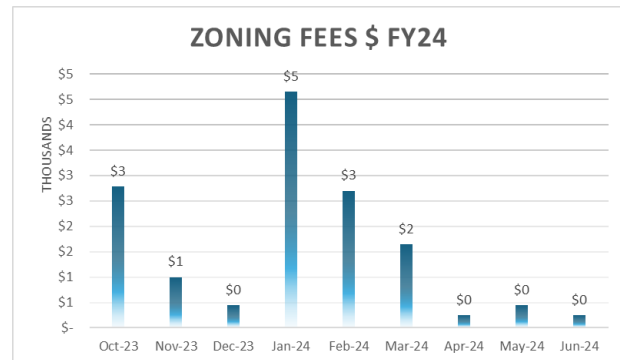
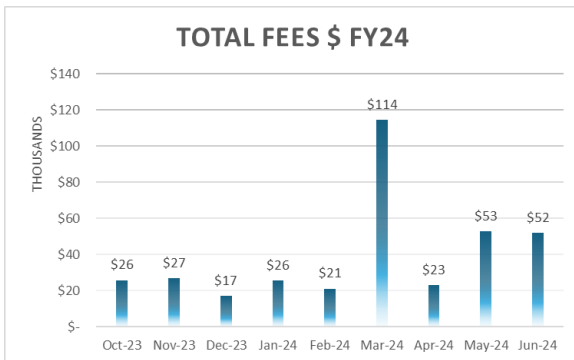
# BUILDING DEPARTMENT QUARTERLY REPORT (3<sup>RD</sup> QUARTER)

## BUILDING PERMIT ACTIVITIES THIS QUARTER

- Issued 56 Building Permits for the total construction value of \$4,253,942
- Performed 204 Inspections and 143 Plan Reviews
- Collected \$88,000.00 in permit fees

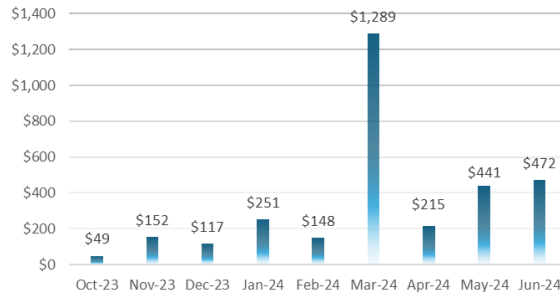
### PERMIT ACTIVITY AND FEES COLLECTED FOR PERMITTING SERVICES

Data	Oct-23	Nov-23	Dec-23	Jan-24	Feb-24	Mar-24	Apr-24	May-24	Jun-24
Total Fees \$	25,839	26,831	17,236	25,712	21,171	114,474	23,121	52,957	51,882
Fire Fees \$	0	0	0	0	0	0	0	0	0
Zoning Fees \$	2,784	1,000	450	4,650	2,700	1,650	250	450	250
DBPR Fees \$	49	152	117	251	148	1,289	215	441	472
DCA Fees \$	37	106	81	170	101	862	149	299	316
Building Permit Fees \$	4,503	15,747	8,543	18,191	12,747	92,162	16,782	29,379	41,950
CGA Revenue \$	4,053	14,173	7,689	16,372	11,473	82,946	15,103	26,441	37,755
Municipality Revenue \$	21,700	12,400	9,349	8,919	9,450	29,377	7,653	25,777	13,339
Total Job Value \$	252,529	584,311	431,104	216,637	268,867	4,109,300	452,549	1,021,624	4,253,942
Total Res Job Value \$	247,686	562,811	421,104	216,637	268,867	246,622	255,370	923,295	233,942
Total Com Job Value \$	4,843	21,500	10,000	0	0	3,862,678	191,821	98,330	4,000,000
Total Unclassified Job Value \$	0	0	0	0	0	0	5,358	0	20,000
New Jobs	53	45	40	27	59	38	60	43	43
Permits Completed	12	8	1	10	6	8	10	23	20
Permits Voided	13	14	20	11	19	21	11	19	28
Permits Expired					3			7	65
Permits Issued	28	22	12	14	25	17	29	63	18
Inspections Completed	91	74	52	76	55	74	66	75	63
Reviews Completed	35	25	15	17	37	47	50	53	40
Reviews Assigned	30	25	20	20	38	57	50	56	35
Reviews Completed Late	10	3	7	4	2	9	20	14	6
Reviews Open									
Reviews Open Overdue									
Res Fees \$	3,404	11,023	7,453	16,471	8,592	21,664	7,876	24,877	12,761
Res Permits	19	19	8	12	17	18	22	28	16
Com Fees \$	4,604	5,024	586	816	2,475	72,201	7,780	14,928	28,130
Com Permits	22	10	3	4	9	13	7	34	15
Unclassified Fees \$	15,247	8,100	7,474	5,854	7,986	9,161	5,152	7,856	5,802
Unclassified Permits	9	5	6	5	15	8	6	4	5

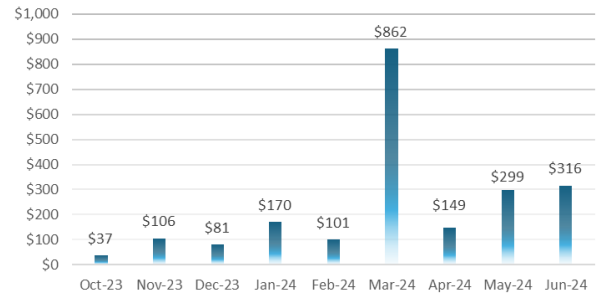


## BUILDING DEPARTMENT QUARTERLY REPORT (3<sup>RD</sup> QUARTER)

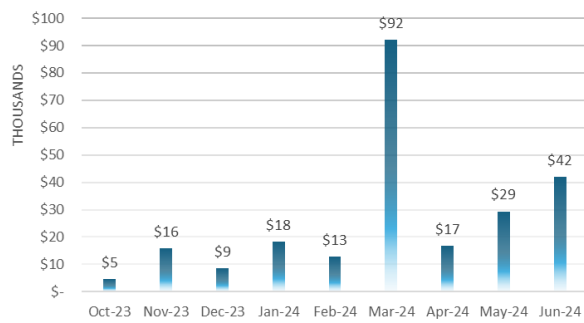
### DBPR FEES \$ FY24



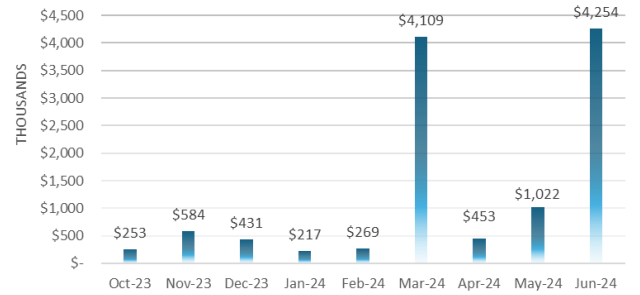
### DCA FEES \$ FY24



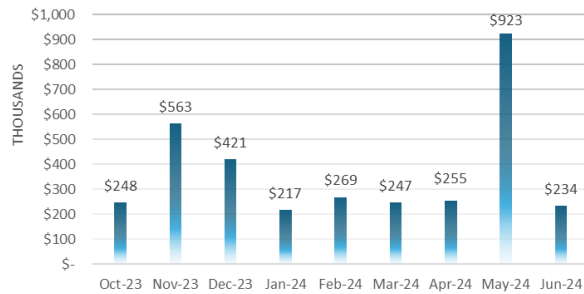
### BUILDING PERMIT FEES \$ FY24



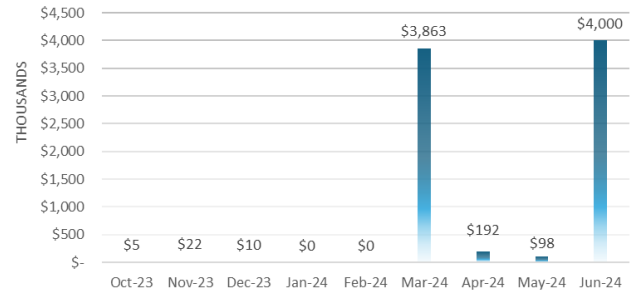
### TOTAL JOB VALUE \$ FY24



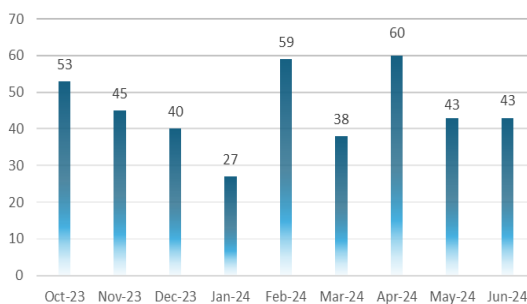
### TOTAL RES JOB VALUE \$ FY24



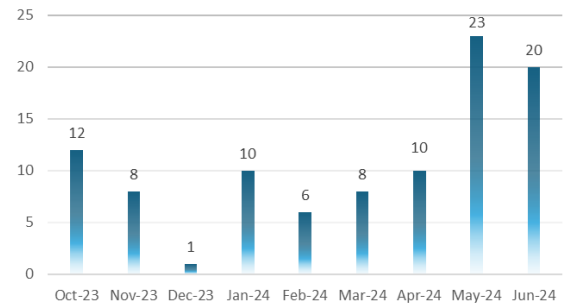
### TOTAL COM JOB VALUE \$ FY24



### NEW JOBS FY24

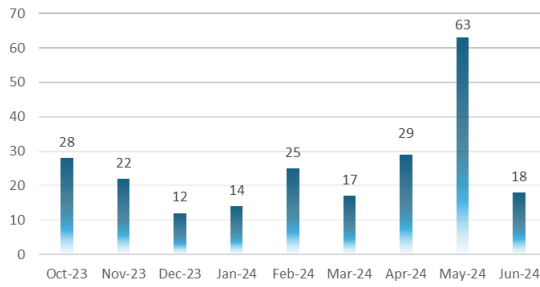


### PERMITS COMPLETED FY24

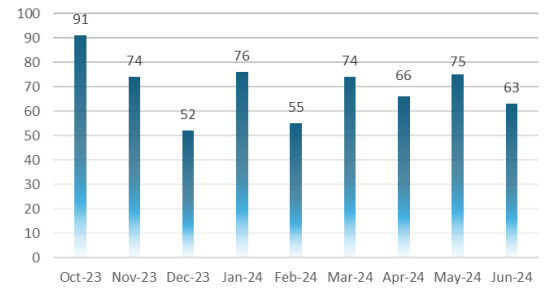


# BUILDING DEPARTMENT QUARTERLY REPORT (3<sup>RD</sup> QUARTER)

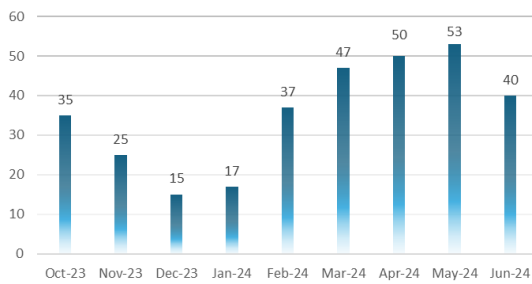
## PERMITS ISSUED FY24



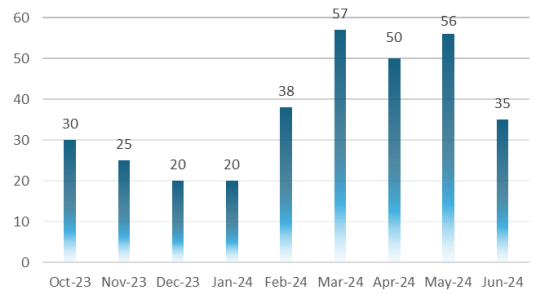
## INSPECTIONS COMPLETED FY24



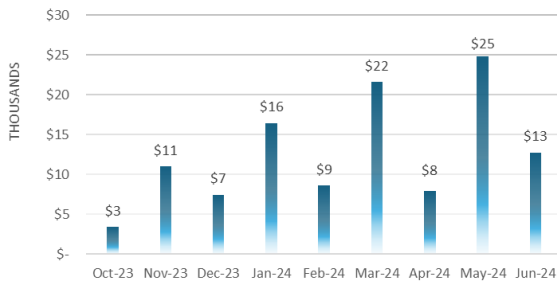
## REVIEWS COMPLETED FY24



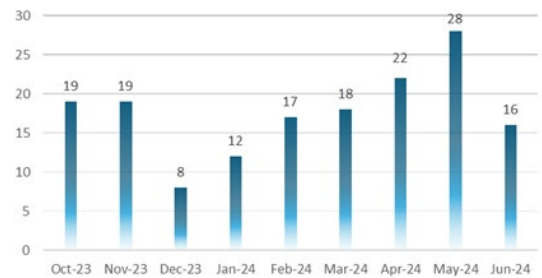
## REVIEWS ASSIGNED FY24



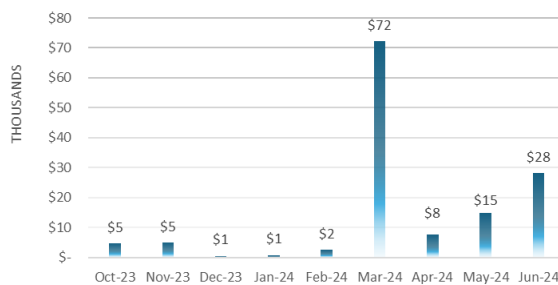
## RES FEES \$ FY24



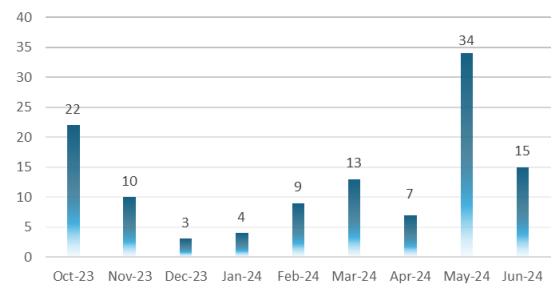
## RES PERMITS FY24



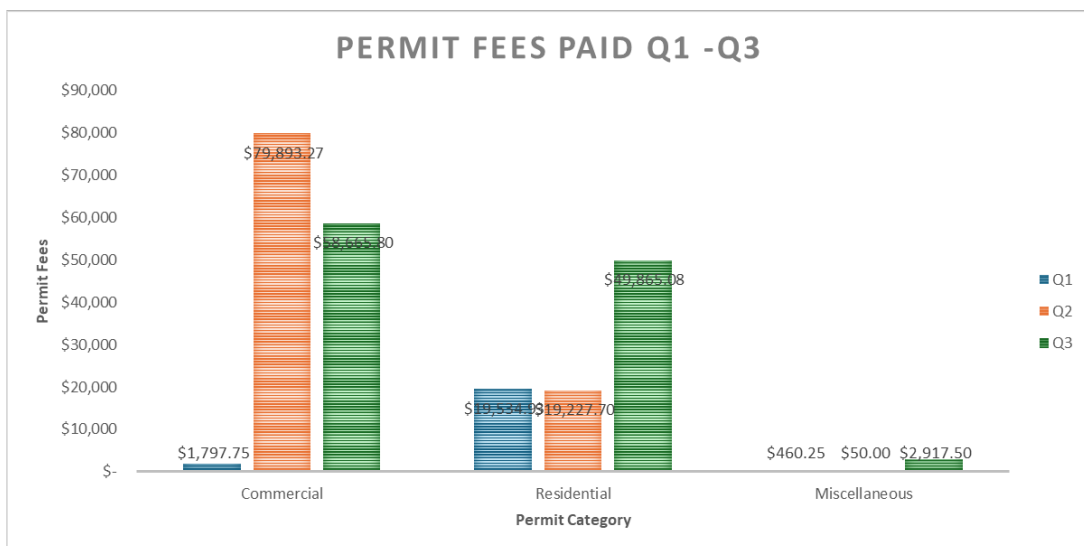
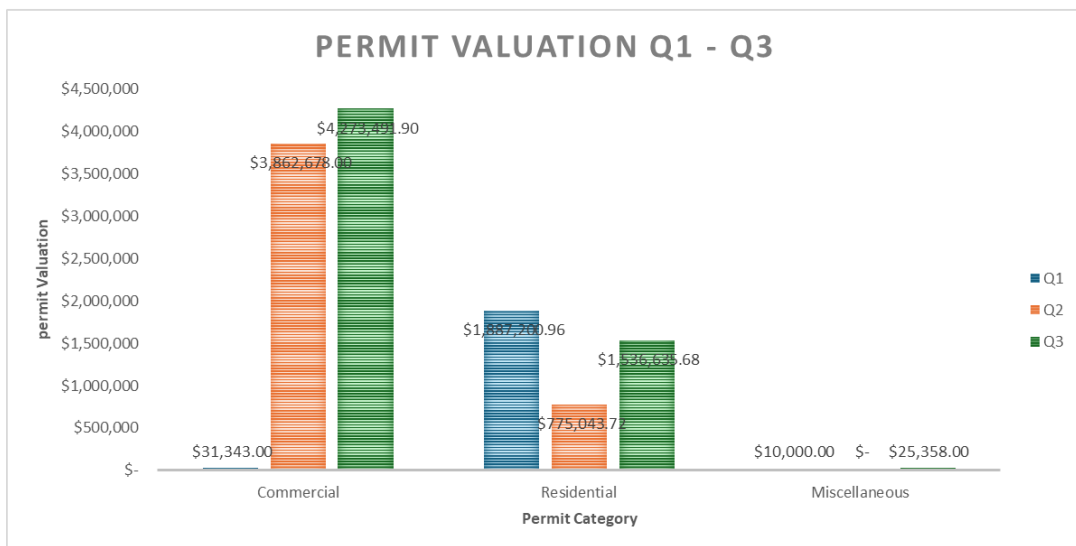
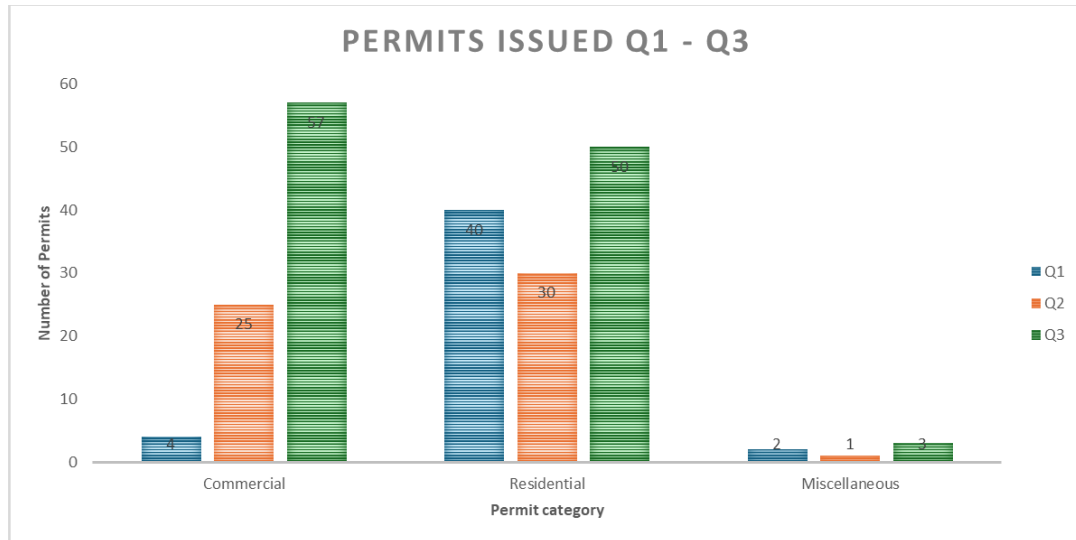
## COM FEES \$ FY24



## COM PERMITS FY24



## BUILDING DEPARTMENT QUARTERLY REPORT (3<sup>RD</sup> QUARTER)



PERMIT PROCESS AND CUSTOMER SERVICE IMPROVEMENTS

Staff continue to improve and streamline all permitting services. Contract for new permitting software was approved and implementation kick-off meeting with MyGovernmentOnline (“MGO”) is set for Monday July 22, 2024. Design of the workflow, data transfer to the new software and testing will take approximately 6 months to complete. Staff will focus first on implementation of the Building Permit and Code Enforcement modules prior to expiration of the currently used software. Upon completion additional modules (BTR, PW workorders, Zoning and GiS) will be Implemented.