

TOWN OF LOXAHATCHEE GROVES

155 F Road Loxahatchee Groves, FL 33470



MEMO

TO: TOWN COUNCIL

FROM: JACEK TOMASIK, Building Official

THROUGH: FRANCINE L. RAMAGLIA, CPA, AICP, ICMA-CM, TOWN MANAGER

DATE: OCTOBER, 2024

SUBJECT: BUILDING DEPARTMENT QUARTERLY AND 2024 FY REPORT

BUILDING DEPARTMENT QUARTERLY REPORT (4th QUARTER) AND 2024 FY SUMMARY

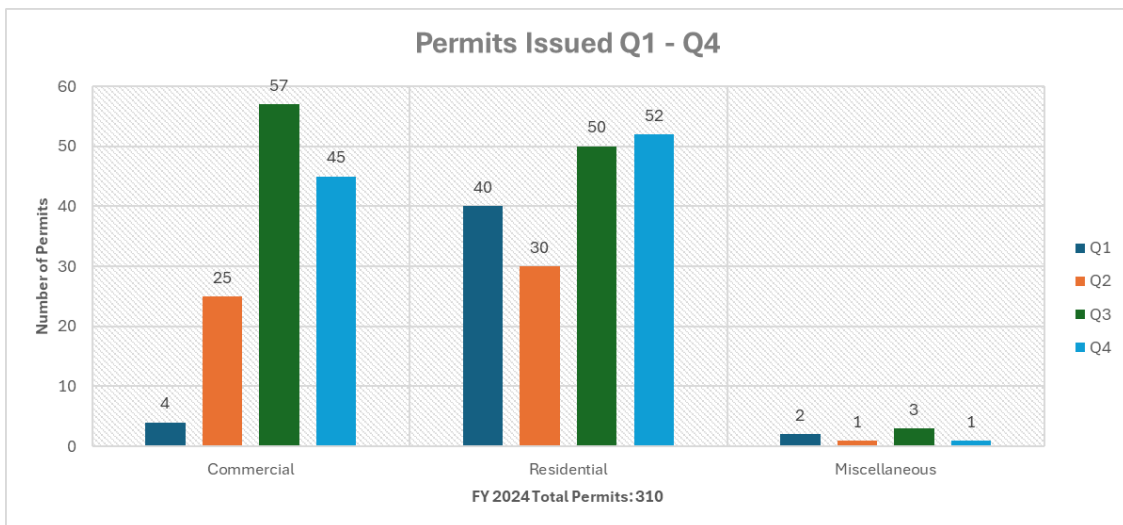
BUILDING PERMIT ACTIVITIES

BUILDING PERMIT ACTIVITIES 4TH QUARTER		BUILDING PERMIT ACTIVITIES FY 2024	
Permits Issued	98	Permits Issued	310
Permit Fees Collected	\$86,800.01	Permit Fees Collected	319,212.03
Construction Value	\$6,695,715.63	Construction Value	\$ 19,097,466.90
Inspections Completed	250	Inspections Completed	876
Plan Review Completed	122	Plan Review Completed	441

Sum of Permits Issued	Column Labels				
Row Labels	Q1	Q2	Q3	Q4	Grand Total
Commercial	4	25	57	45	131
Residential	40	30	50	52	172
Miscellaneous	2	1	3	1	7
Grand Total	46	56	110	98	310

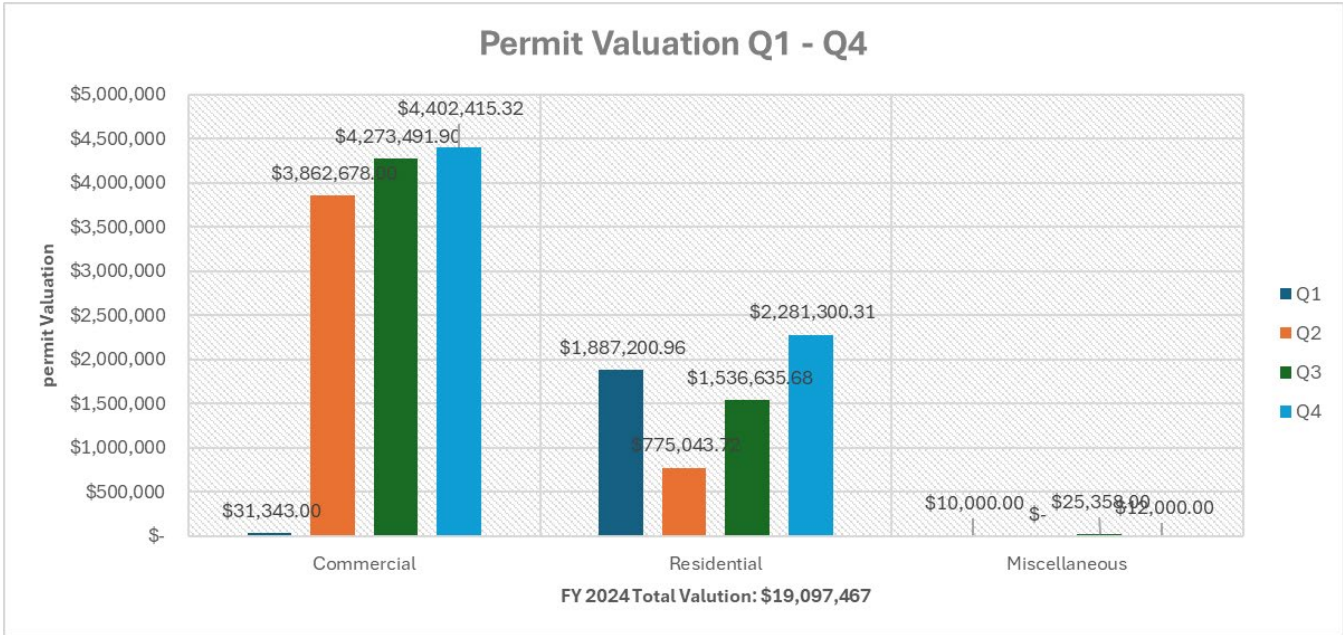
Sum of Valuation	Column Labels				
Row Labels	Q1	Q2	Q3	Q4	Grand Total
Commercial	\$ 31,343.00	\$ 3,862,678.00	\$ 4,273,491.90	\$ 4,402,415.32	\$ 12,569,928.22
Residential	\$ 1,887,200.96	\$ 775,043.72	\$ 1,536,635.68	\$ 2,281,300.31	\$ 6,480,180.67
Miscellaneous	\$ 10,000.00	\$ -	\$ 25,358.00	\$ 12,000.00	\$ 47,358.00
Grand Total	\$ 1,928,543.96	\$ 4,637,721.72	\$ 5,835,485.58	\$ 6,695,715.63	\$ 19,097,466.90

Sum of Fees Paid	Column Labels				
Row Labels	Q1	Q2	Q3	Q4	Grand Total
Commercial	\$ 1,797.75	\$ 79,893.27	\$ 58,665.80	\$ 35,788.32	\$ 176,145.14
Residential	\$ 19,534.93	\$ 19,227.70	\$ 49,865.08	\$ 50,711.44	\$ 139,339.15
Miscellaneous	\$ 460.25	\$ 50.00	\$ 2,917.50	\$ 300.25	\$ 3,728.00
Grand Total	\$ 21,792.93	\$ 99,170.97	\$ 111,448.38	\$ 86,800.01	\$ 319,212.29

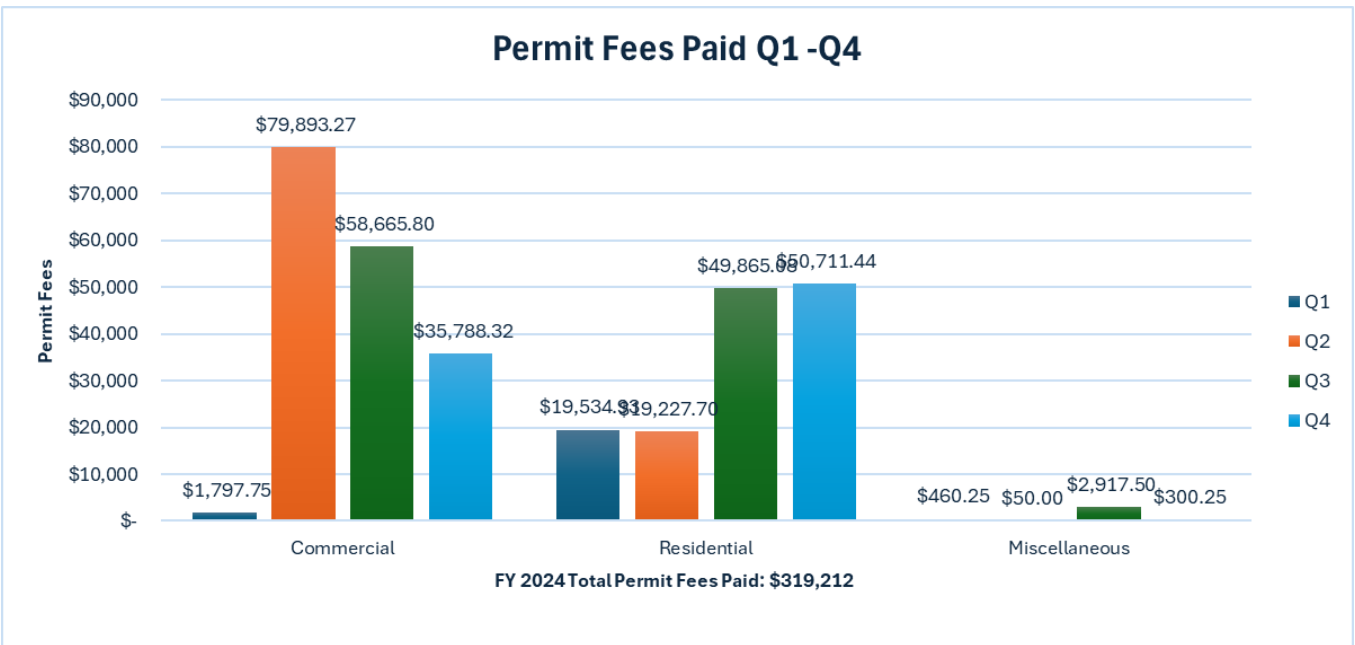


BUILDING DEPARTMENT QUARTERLY REPORT (4th QUARTER) AND 2024 FY SUMMARY

VALUE OF IMPROVEMENTS INDICATED ON THE PERMIT APPLICATIONS Q1 – Q4



PERMIT FEES COLLECTED BASED ON THE VALUE OF IMPROVEMENTS Q1 – Q4

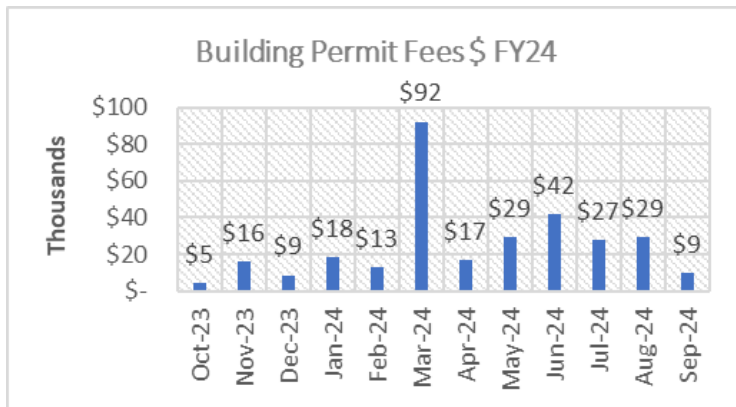


BUILDING DEPARTMENT QUARTERLY REPORT (4th QUARTER) AND 2024 FY SUMMARY

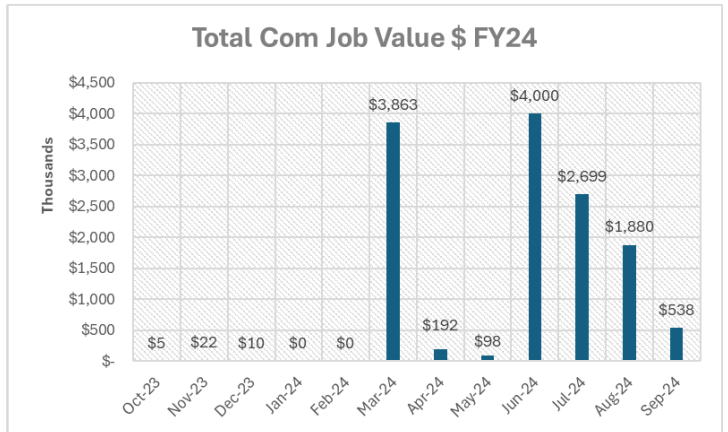
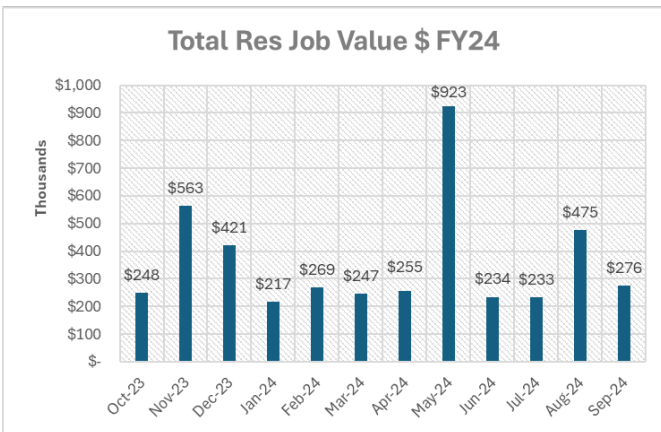
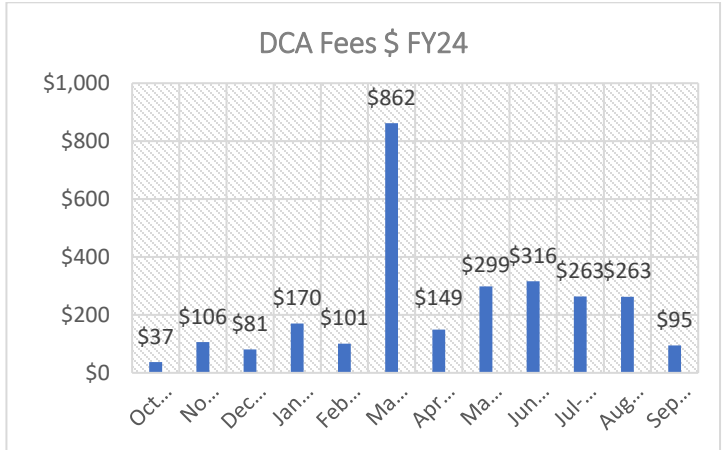
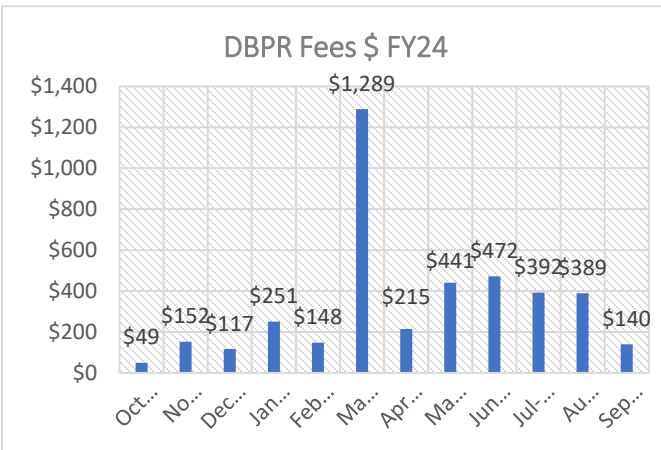
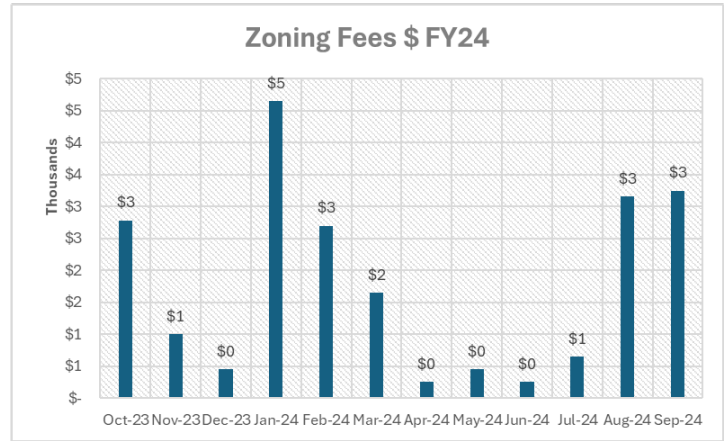
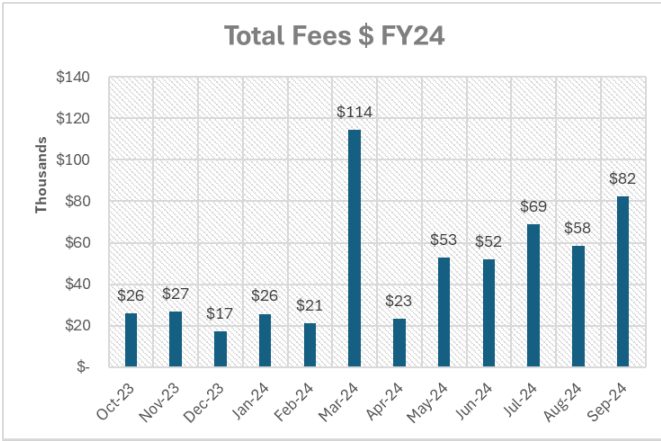
FY 2024 MONTHLY PERMIT ACTIVITY AND FEES COLLECTED FOR PERMITTING SERVICES

Data	Oct-23	Nov-23	Dec-23	Jan-24	Feb-24	Mar-24	Apr-24	May-24	Jun-24	Jul-24	Aug-24	Sep-24	Total
Total Fees \$	25,839	26,831	17,236	25,712	21,171	114,474	23,121	52,957	51,882	68,929	58,385	82,242	568,778.04
Fire Fees \$	0	0	0	0	0	0	0	0	0	0	0	0	-
Zoning Fees \$	2,784	1,000	450	4,650	2,700	1,650	250	450	250	650	3,153	3,250	21,237.00
DBPR Fees \$	49	152	117	251	148	1,289	215	441	472	392	389	140	4,053.51
DCA Fees \$	37	106	81	170	101	862	149	299	316	263	263	95	2,741.78
Building Permit Fees \$	4,503	15,747	8,543	18,191	12,747	92,162	16,782	29,379	41,950	27,484	29,039	9,445	305,973.56
CGA Revenue \$	4,053	14,173	7,689	16,372	11,473	82,946	15,103	26,441	37,755	24,736	26,135	8,501	275,376.21
Municipality Revenue \$	21,700	12,400	9,349	8,919	9,450	29,377	7,653	25,777	13,339	43,537	31,599	73,507	286,606.54
Total Job Value \$	252,529	584,311	431,104	216,637	268,867	4,109,300	452,549	1,021,624	4,253,942	2,932,466	2,355,341	813,838	17,692,508.65
Total Res Job Value \$	247,686	562,811	421,104	216,637	268,867	246,622	255,370	923,295	233,942	233,481	474,941	275,808	4,360,563.32
Total Com Job Value \$	4,843	21,500	10,000	0	0	3,862,678	191,821	98,330	4,000,000	2,698,985	1,880,400	538,030	13,306,587.32
Total Unclassified Job Value \$	0	0	0	0	0	0	5,358	0	20,000	0	0	0	25,358.00
New Jobs	53	45	40	27	59	38	60	43	43	53	52	44	557.00
Permits Completed	12	8	1	10	6	8	10	23	20	24	47	32	201.00
Permits Voided	13	14	20	11	19	21	11	19	28	11	15	9	191.00
Permits Expired					3			7	65	8			83.00
Permits Issued	28	22	12	14	25	17	29	63	18	33	29	36	326.00
Inspections Completed	91	74	52	76	55	74	66	75	63	105	85	60	876.00
Reviews Completed	35	25	15	17	37	47	50	53	40	23	58	41	441.00
Reviews Assigned	30	25	20	20	38	57	50	56	35	36	52	28	447.00
Reviews Completed Late	10	3	7	4	2	9	20	14	6	3	4	6	88.00
Reviews Open												19	19.00
Reviews Open Overdue												18	18.00
Res Fees \$	3,404	11,023	7,453	16,471	8,592	21,664	7,876	24,877	12,761	19,101	10,450	5,309	148,981.02
Res Permits	19	19	8	12	17	18	22	28	16	24	22	13	218.00
Com Fees \$	4,604	5,024	586	816	2,475	72,201	7,780	14,928	28,130	32,213	27,937	50,861	247,556.35
Com Permits	22	10	3	4	9	13	7	34	15	94	71	74	356.00
Unclassified Fees \$	15,247	8,100	7,474	5,854	7,986	9,161	5,152	7,856	5,802	10,722	14,161	17,848	115,362.90
Unclassified Permits	9	5	6	5	15	8	6	4	5	11	9	11	94.00

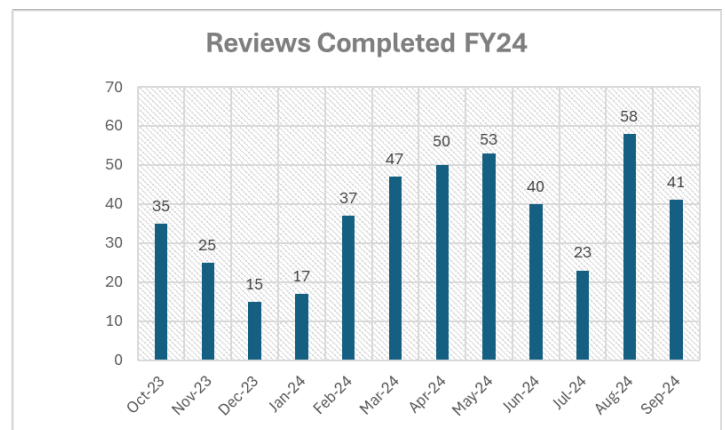
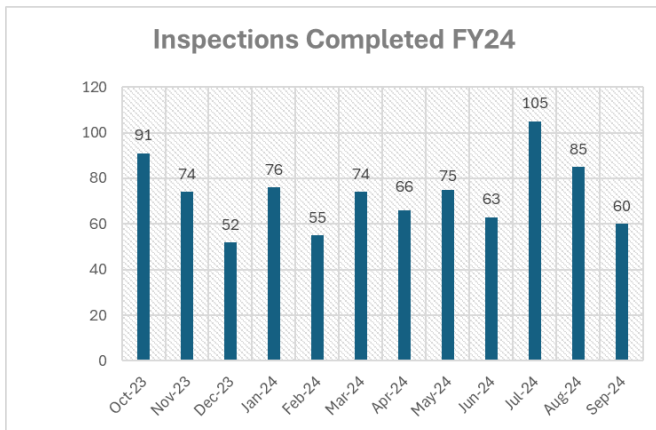
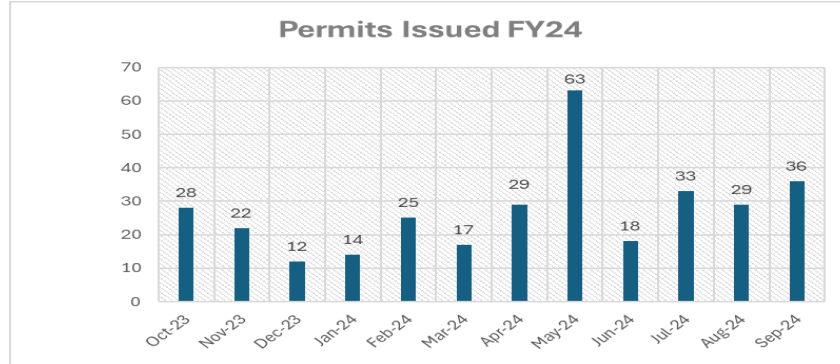
PERMIT ACTIVITY AND FEES COLLECTED FOR PERMITTING SERVICES Q1 - Q4



BUILDING DEPARTMENT QUARTERLY REPORT (4th QUARTER) AND 2024 FY SUMMARY



BUILDING DEPARTMENT QUARTERLY REPORT (4th QUARTER) AND 2024 FY SUMMARY



PERMIT PROCESS AND CUSTOMER SERVICE IMPROVEMENTS

Implementing the new permitting software MyGovernmentOnline (“MGO”) Workflow for the Building Permits module has been completed. Permit types and corresponding inspection types have been created with the next step being coordination of the GIS and addressing support. Staff are also preparing to implement the Code Enforcement Module. All existing Code Compliance forms and notices have been re-created to reflect the latest statutory changes and are being reviewed by the Legal Department.

Implementation of the new RV ordinance. Additional workflows and setup are being prepared for implementing the new RV ordinance with the required permitting, fee collection, application review, and inspection process. New RV permit applications, fees, and permit applications are being implemented.