




Age-Friendly Cities Collaborative

May 15, 2025

Jennifer Kelly, Seniors'
Agenda Project Manager



Agenda

- **Introductions/Icebreaker**
- **Community Survey**
 - Timeline**
 - Preliminary data**
 - Community Listening Sessions**
- **Announcements**

OLDER AMERICANS MONTH




FLIP THE SCRIPT ON AGING: MAY 2025

Name, City, Organization, Role
Icebreaker:

What is one thing your city or organization is doing to celebrate Older Americans Month?

Age-Friendly Action Planning Timeline





Community Listening Sessions

Tentative schedule, 2:00-4:00

East: June 12

North: June 17, Blue Room at
Avenidas

Virtual: June 24

West: June 26, Roosevelt
Room at Campbell CC*

South: July 8

Central: July 10, King Library

**Confirmed*



How can you help get the word out in your community?



How can we hear from hard-to-reach populations?



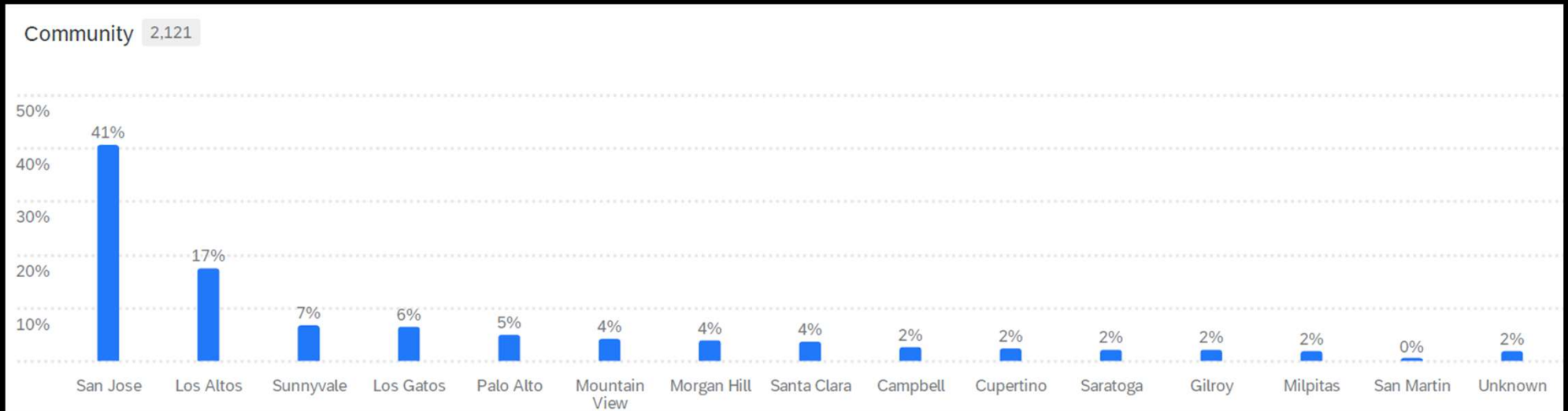
How can we hear more voices?

Age-Friendly Community Survey

Demographics
preliminary data



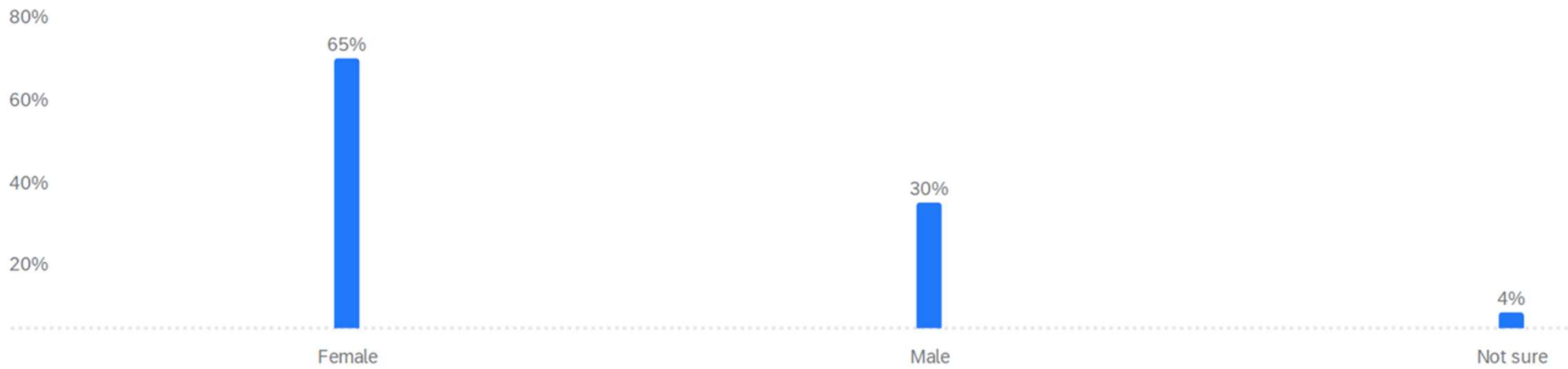
Survey response by city/zip



- Final survey data will be analyzed by region, not city

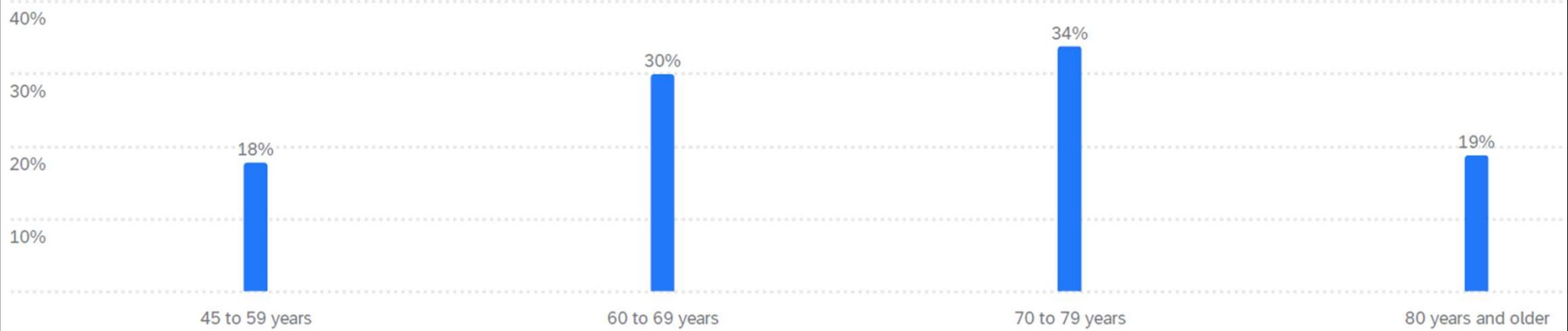
Gender

D1. What is your gender? 2,061

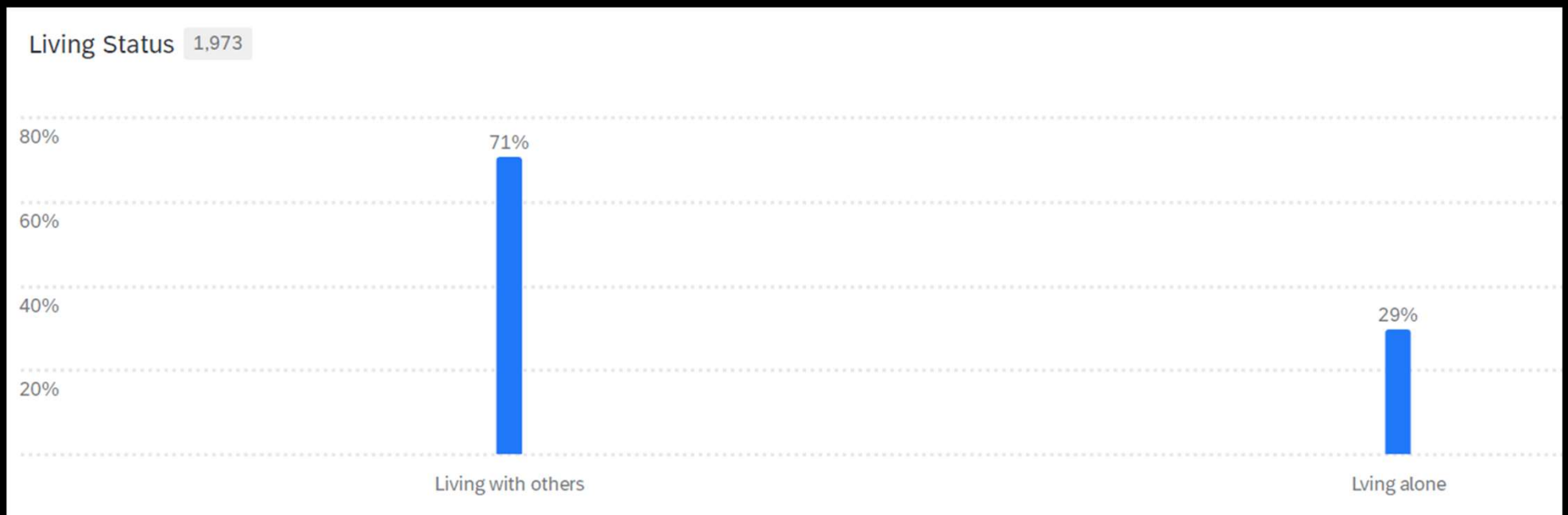


Age

D 3 What is your age of your last birthday 1,803

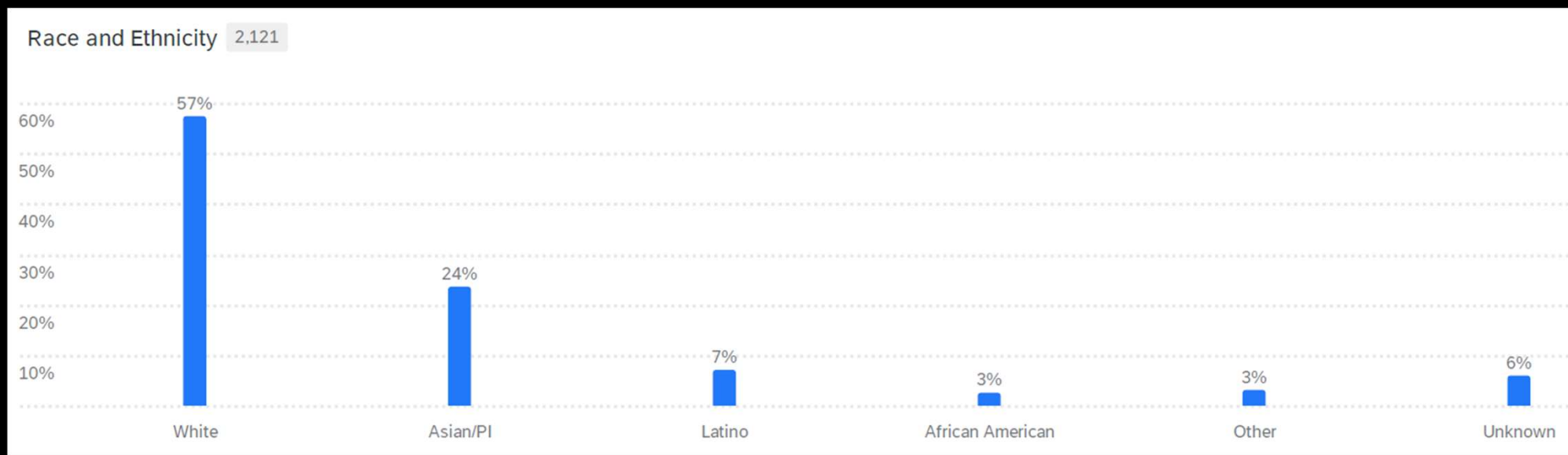


Living Status

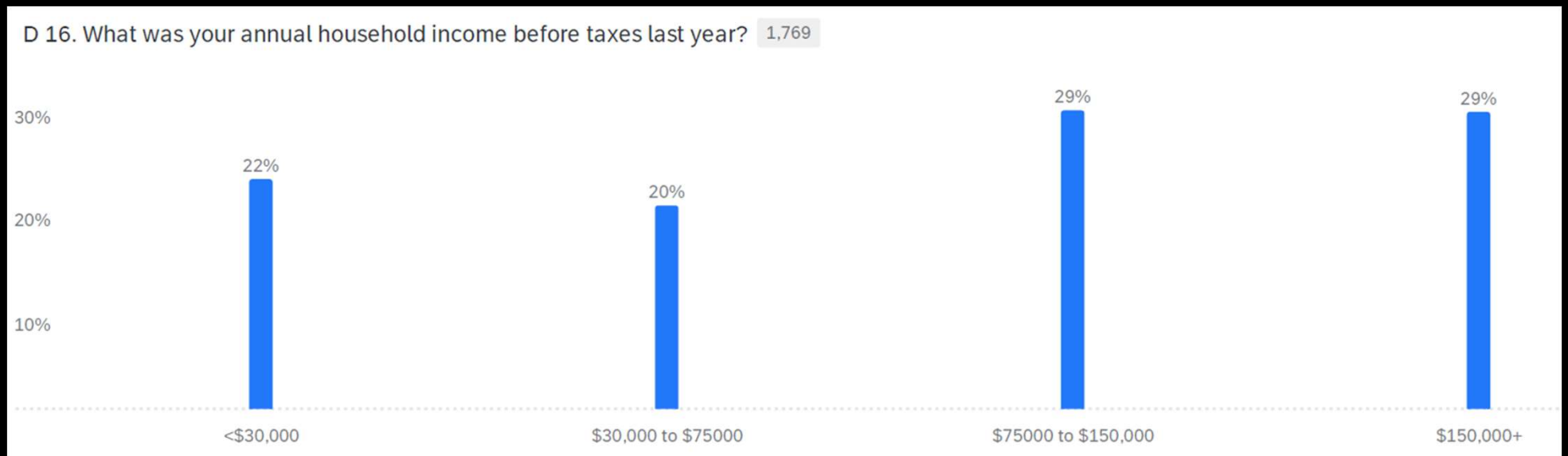


Compared with the North county participants, participants from Central county are more likely to live alone.

Race & Hispanic Origin



Annual Household Income



Domains of Livability

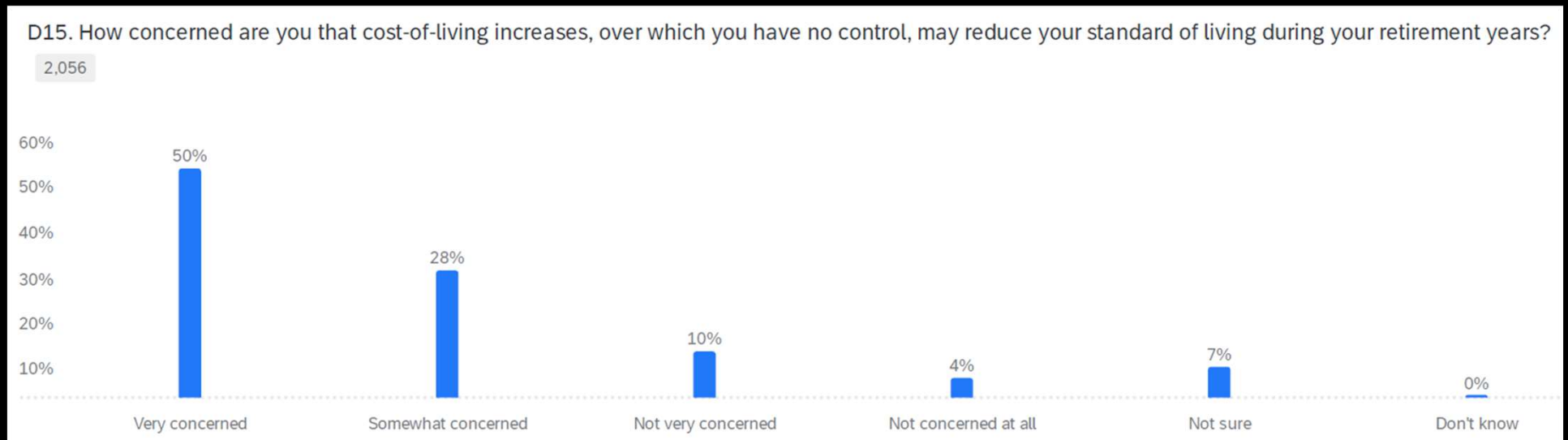
Notable Findings

preliminary data



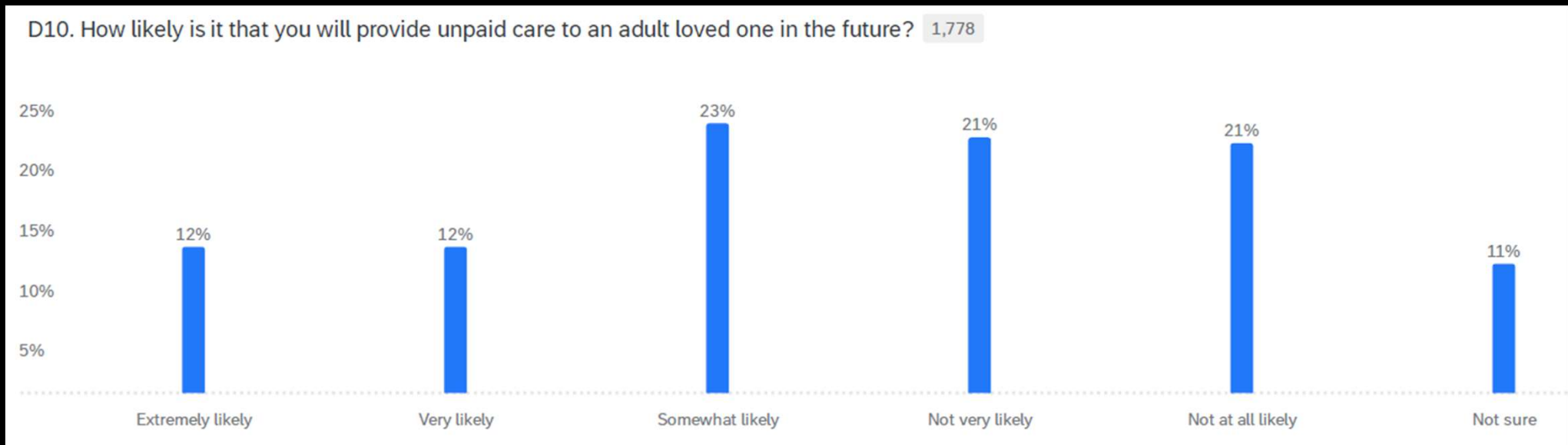
Concerns on Cost of Living

- Compared with Whites, Latino Americans are more likely to have concerns that the cost of living may reduce their standard of living.



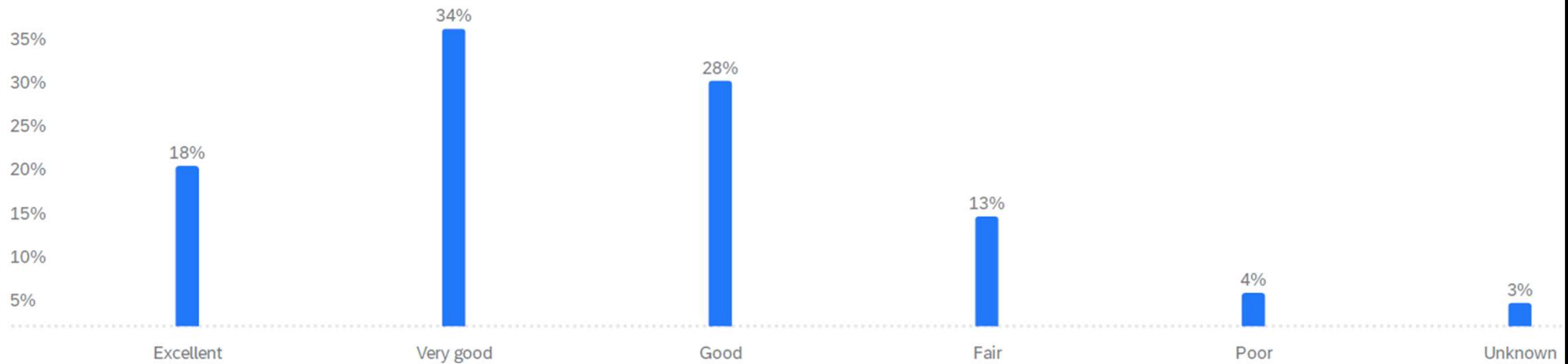
Future Unpaid Care

- Compared with Whites, Latinos and African Americans are more likely to provide unpaid care in the future.



Current Community Rate: Aging in Place

Q4. How would you rate your current community as a place for people to live as they age? 2,121



No statistically significant difference for older adults(≥ 60), whether they rent or own.

Married couples rate higher on the current community as a place to live as they age.

Moving Consideration: Personal Safety or Security

BIPOC respondents are more likely to treat safety concerns as a major factor when deciding about moving.

Home Sharing

- Overall, 57% would like to share with family. Older adults are less likely to share with family.
- Overall, 30% would like to share with friends. LGBTQIA+ respondents are more likely to share with friends
- Overall, 4.5% would like to share with strangers. Compared with respondents with an income of 30k less, those whose income is 75k or more are less likely to share with strangers.

Home Sharing

- Overall, 57% would like to share with family. Older adults are less likely to share with family.
- Overall, 30% would like to share with friends. LGBTQIA+ respondents are more likely to share with friends
- Overall, 4.5% would like to share with strangers. Compared with respondents with an income of 30k less, those whose income is 75k or more are less likely to share with strangers.

Regional Differences

Compared to respondents from north county, respondents from other areas are less likely to rate their community as very good, or good on the questions about:

- Well-maintained parks;
- Safe parks;
- Having enough benches in parks.

Have Others Drive

- Older adults aged 60-69 are less likely to have others drive; Older adults aged 80 and over are more likely to have others drive, compared with those aged 45 to 60.


Q18_c How do you usually get around your community for activities including (but not limited to) shopping, errands, medical appointments, socializing? c. Have others drive you 2,074



Internet

- Respondents with incomes of 75k and over are more likely to use the internet.

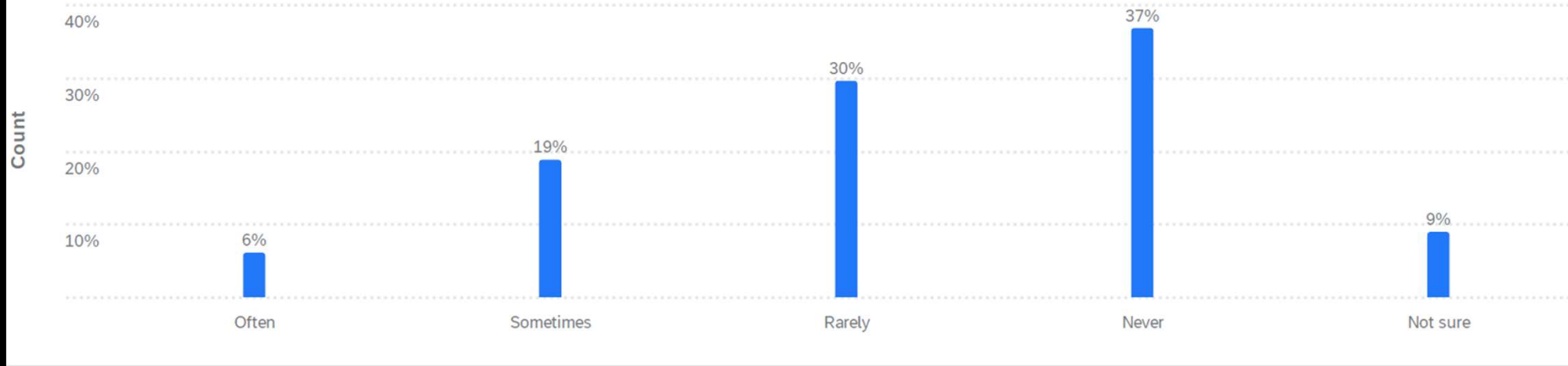
Q31_g Would you turn to the following resources if you, a family member or friend needed information about services for older adults such as caregiving services, home delivered meals, home repair, medical transport, or social activities? g. Internet 2,068



Feel Left Out

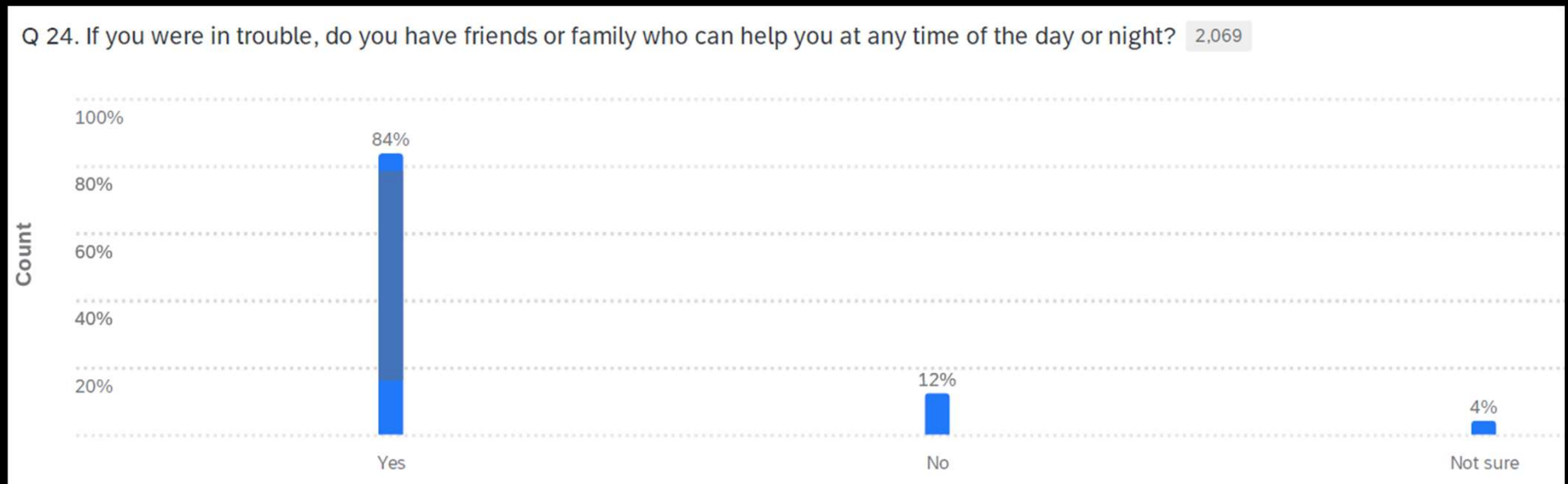
- Latinx are more likely to feel left out, compared to Whites.

Q 23_2. How often do you feel the following? - I feel left out 2,069



Urgency Support from Friends or Family

- LGBTQIA+ respondents are less likely to have urgent support from friends or family.





SOCIAL SERVICES AGENCY
SANTA CLARA COUNTY



San Jose Scam Jam

In the fight against fraud, knowledge is power.

In recognition of World Elder Abuse Awareness Day on June 15th, join AARP California and community partners for a Scam Jam to learn how to identify, avoid and report scams before they happen. Hear from experts and learn about the top scams in Silicon Valley, how to recognize the red flags of fraud, tips to protect yourself from identity theft, and receive important resources and tools.

Scam Jam

Wednesday, June 18 | 8:30 AM - 1 PM

Doors will open at 7:30 AM and a light breakfast will be provided before the formal program

Santa Clara County Department of Aging and Adult Services

353 W. Julian Street

San Jose, CA 94110



For more information or to register, visit events.aarp.org/scamjamSJ or scan the QR code.

World Elder Abuse Awareness Day

LATINO HEALTH ASSESSMENT

Santa Clara County
**PUBLIC
HEALTH**



2025

<https://files.santaclaracounty.gov/exjcpb1751/2025-05/lhareport-5-05-2025.pdf?VersionId=x29kOMOkTjA3JoztYS5K8tbKUKkgFQrs>





SENIOR SAFARI

Presented by  KAISER PERMANENTE®



Exclusively for ages 50 and up. Free parking, free admission!

happyhollow.org/seniorsafari

Happy Hollow Park & Zoo
748 Story Rd
San Jose, CA 95112

**THURSDAYS, 9 TO 10 A.M.
FREE PARKING & ADMISSION**

2025 Series

May 22

June 26

July 24

Aug 28

Sept 25

Oct 23



Chronic Disease and Brain Health

Friday, May 23, 2025
10:00AM-12:00PM
via Zoom



This year's symposium will feature speakers focusing on chronic disease and brain health. We invite community members, community-based organization staff, healthcare professionals, caregivers, community health workers, policymakers, and others to join us!

CLICK OR SCAN TO REGISTER



<https://tinyurl.com/2025BrainHealthSymposium>

FOR MORE INFORMATION, CONTACT

Navdeep Dhillon

navdeep.k.dhillon@phd.sccgov.org

Santa Clara County
PUBLIC HEALTH



Supported by the California Department of Public Health's California Healthy Brain Initiative
State and Local Public Health Partnerships.

Meet the Symposium Speakers

Carla Abdelnour, MD, PhD



Dr. Abdelnour is a neurologist and researcher with a passion for advancing our understanding of neurodegenerative diseases. Her work focuses on exploring the intricate relationships between different pathologies, and their influence on the clinical presentation, cognitive profile, and disease progression. Additionally, she aims to shed light on the underlying biological mechanisms of neurodegeneration, with a particular emphasis on identifying potential biomarkers for more accurate diagnosis and prognosis.

Joe Winer, PhD



Dr. Winer is an instructor with the Department of Neurology & Neurological Sciences at Stanford University. His research explores how tracking sleep and other factors in everyday life can provide information about brain health, cognitive trajectories in aging, and neurodegenerative disease. His investigations include connections between sleep disruption and Alzheimer's disease in the context of healthy aging. Dr. Winer recently received the Digital Pilot Award from the National Alzheimer's Coordinating Center and Gates Ventures.

Robin Shepherd, CDP



Robin, Co-founder, President, and Executive Director, leads the Susan and Charles Berghoff Foundation's work to advance brain health and dementia prevention with a special focus on Lewy body disease and dementia. Robin is a Certified Dementia Practitioner and frequent guest speaker on brain health and dementia prevention. She was honored as a 2025 Woman of the Year by the California State Assembly (District 28), the US Congress (CA 19), and the County of Santa Clara. She helped establish the Sue Berghoff LBD Research Fellowship at Stanford in 2020. Her history of community service includes the City of Morgan Hill Senior Advisory Council, Morgan Hill Rotary Club, the American Association of University Women, and Leadership Morgan Hill.

Mix & Mingle

- June 4, 4:30-6:30
- Inside to the right of the stage
- The San Pedro/Market Street Garage offers 90-mins free parking





Coming in November...
Seniors' Agenda Network Summit on...

Intersectionality and Aging

Digital Inclusion for Older Adults Workgroup

Next Meeting:

In-Person at 353 W. Julian St.,
SJ

Independence Room

June 18, 2025

2pm-3pm



Thank You

Jennifer.Kelly@ssa.sccgov.org

agefriendlysiliconvalley.org