

City of Los Gatos
Cities' Financial Transactions Report
General Information

Fiscal Year: 2024

Form #1

Members of the Governing Body			
	First Name	M. I.	Last Name
Mayor	Mary		Badame
Member 1	Maria		Ristow
Member 2	Matthew		Hudes
Member 3	Rob		Rennie
Member 4	Rob		Moore
Member			

City Fiscal Officer			
First Name	Gitta	M. I.	Last Name Ungvari
Title	Finance Director	Telephone	(408) 354-6805
Email	GUngvari@losgatosca.gov	Fax No.	

City Mailing Address			
Street 1	110 E. Main Street	<input type="checkbox"/> Has Address Changed?	
Street 2			
City	Los Gatos	State	CA Zip 95030

Report Prepared By			
Firm Name	Chavan & Associates, LLP		
First Name	Sheldon	M. I.	Last Name Chavan
Title	Managing Partner	Telephone	(408) 217-8749
Email	Sheldon@cnalp.com	Fax No.	(408) 872-4159

1. Does the report contain data from audited financial statements? Yes No

2. Does this city have blended component unit(s) (BCU(s))? Refer to the Cities' Financial Transactions Report (FTR) instructions for the definition of this term. If "Yes", answer questions 3 and 4.

Yes No

3. Is financial data of the BCU(s) included in this city's financial statements or Annual Comprehensive Financial Report (ACFR)?

Yes No

4. Is financial data of the BCU(s) included in this city's FTR? If "Yes", answer question 5. Yes No

5. Specify the name(s) of the BCU(s).

BCU

6. Is this city a charter city or a general law city?

General Law City

City of Los Gatos
 Cities' Financial Transactions Report
 Internal Service Fund
 Statement of Revenues, Expenses, and Changes in Fund Net Position

Fiscal Year: 2024

Form #3

R01.	Internal Service Fund Name (Specify) (1 of 5) (Record Completed)	Building maintenance	▼
Operating Revenues			
R02.	Charges for Services	916,324	
R03.	Other Operating Revenues	248,000	
R04.	Total Operating Revenues	\$1,164,324	
Operating Expenses			
R05.	Personnel Services		
R06.	Contractual Services	376,128	
R07.	Materials and Supplies	108,253	
R08.	General and Administrative Expenses	732,736	
R09.	Depreciation and Amortization Expenses		
R10.	Other Operating Expenses	156,892	
R11.	Total Operating Expenses	\$1,374,009	
R12.	Operating Income (Loss)	\$-209,685	
Nonoperating Revenues			
R13.	Investment Income	21,511	
R14.	Gain on Disposal of Capital Assets		
R15.	Other Nonoperating Revenues		
R16.	Total Nonoperating Revenues	\$21,511	
Nonoperating Expenses			
R17.	Interest Expense		
R18.	Loss on Disposal of Capital Assets		
R19.	Other Nonoperating Expenses		
R20.	Total Nonoperating Expenses	\$0	
R21.	Income (Loss) Before Capital Contributions, Transfers, and Special and Extraordinary Items	\$-188,174	

Capital Contributions	
R22. Federal	
R23. State	
R24. Other Capital Contributions	
R25. Total Capital Contributions	\$0
R26. Transfers In	221,000
R27. Transfers Out	
Special and Extraordinary Items	
R27.5 Special Item	
R27.6 Extraordinary Item	
R27.7 Total Special and Extraordinary Items	\$0
R28. Change in Net Position	\$32,826
R29. Net Position (Deficit), Beginning of Fiscal Year	\$927,700
R30. Adjustment	-1
R31. Reason for Adjustment	rounding
R32. Net Position (Deficit), End of Fiscal Year	\$960,525
Net Position (Deficit)	
R33. Net Investment in Capital Assets	
R34. Restricted	
R35. Unrestricted	960,525
R36. Total Net Position (Deficit)	\$960,525

Note:

(R31) Reason for Adjustment: rounding

DRAFT

City of Los Gatos
 Cities' Financial Transactions Report
 Internal Service Fund
 Statement of Revenues, Expenses, and Changes in Fund Net Position

Fiscal Year: 2024

Form #3

R01.	Internal Service Fund Name (Specify) (2 of 5) (Record Completed)	Equipment replacement	▼
Operating Revenues			
R02.	Charges for Services	1,026,738	
R03.	Other Operating Revenues	33,417	
R04.	Total Operating Revenues	\$1,060,155	
Operating Expenses			
R05.	Personnel Services		
R06.	Contractual Services		
R07.	Materials and Supplies	187,323	
R08.	General and Administrative Expenses		
R09.	Depreciation and Amortization Expenses		
R10.	Other Operating Expenses		
R11.	Total Operating Expenses	\$187,323	
R12.	Operating Income (Loss)	\$872,832	
Nonoperating Revenues			
R13.	Investment Income		
R14.	Gain on Disposal of Capital Assets		
R15.	Other Nonoperating Revenues		
R16.	Total Nonoperating Revenues	\$0	
Nonoperating Expenses			
R17.	Interest Expense		
R18.	Loss on Disposal of Capital Assets		
R19.	Other Nonoperating Expenses		
R20.	Total Nonoperating Expenses	\$0	
R21.	Income (Loss) Before Capital Contributions, Transfers, and Special and Extraordinary Items	\$872,832	

Capital Contributions

R22. Federal	
R23. State	
R24. Other Capital Contributions	
R25. Total Capital Contributions	\$0
R26. Transfers In	
R27. Transfers Out	

Special and Extraordinary Items

R27.5 Special Item	
R27.6 Extraordinary Item	
R27.7 Total Special and Extraordinary Items	\$0

R28. Change in Net Position	\$872,832
------------------------------------	------------------

R29. Net Position (Deficit), Beginning of Fiscal Year	\$2,413,717
--	--------------------

R30. Adjustment	3
------------------------	----------

R31. Reason for Adjustment


R32. Net Position (Deficit), End of Fiscal Year	\$3,286,552
--	--------------------

Net Position (Deficit)

R33. Net Investment in Capital Assets	
R34. Restricted	
R35. Unrestricted	3,286,552
R36. Total Net Position (Deficit)	\$3,286,552

Note:

(R31) Reason for Adjustment: rounding



City of Los Gatos
 Cities' Financial Transactions Report
 Internal Service Fund
 Statement of Revenues, Expenses, and Changes in Fund Net Position

Fiscal Year: 2024

Form #3

R01.	Internal Service Fund Name (Specify) (3 of 5) (Record Completed)	Information Technology
Operating Revenues		
R02.	Charges for Services	780,649
R03.	Other Operating Revenues	
R04.	Total Operating Revenues	\$780,649
Operating Expenses		
R05.	Personnel Services	
R06.	Contractual Services	423,578
R07.	Materials and Supplies	58,471
R08.	General and Administrative Expenses	25,026
R09.	Depreciation and Amortization Expenses	202,422
R10.	Other Operating Expenses	
R11.	Total Operating Expenses	\$709,497
R12.	Operating Income (Loss)	\$71,152
Nonoperating Revenues		
R13.	Investment Income	
R14.	Gain on Disposal of Capital Assets	
R15.	Other Nonoperating Revenues	
R16.	Total Nonoperating Revenues	\$0
Nonoperating Expenses		
R17.	Interest Expense	22,421
R18.	Loss on Disposal of Capital Assets	
R19.	Other Nonoperating Expenses	
R20.	Total Nonoperating Expenses	\$22,421
R21.	Income (Loss) Before Capital Contributions, Transfers, and Special and Extraordinary Items	\$48,731

Capital Contributions	
R22. Federal	
R23. State	
R24. Other Capital Contributions	
R25. Total Capital Contributions	\$0
R26. Transfers In	
R27. Transfers Out	
Special and Extraordinary Items	
R27.5 Special Item	
R27.6 Extraordinary Item	
R27.7 Total Special and Extraordinary Items	\$0
R28. Change in Net Position	\$48,731
R29. Net Position (Deficit), Beginning of Fiscal Year	\$2,474,614
R30. Adjustment	4
R31. Reason for Adjustment	rounding
R32. Net Position (Deficit), End of Fiscal Year	\$2,523,349
Net Position (Deficit)	
R33. Net Investment in Capital Assets	65,235
R34. Restricted	
R35. Unrestricted	2,458,114
R36. Total Net Position (Deficit)	\$2,523,349

Note:

(R31) Reason for Adjustment: rounding

DRAFT

City of Los Gatos
 Cities' Financial Transactions Report
 Internal Service Fund
 Statement of Revenues, Expenses, and Changes in Fund Net Position

Fiscal Year: 2024

Form #3

R01.	Internal Service Fund Name (Specify) (4 of 5) (Record Completed)	Self insurance	▼
Operating Revenues			
R02.	Charges for Services	662,039	
R03.	Other Operating Revenues	5,000	
R04.	Total Operating Revenues	\$667,039	
Operating Expenses			
R05.	Personnel Services		
R06.	Contractual Services		
R07.	Materials and Supplies		
R08.	General and Administrative Expenses	1,131,184	
R09.	Depreciation and Amortization Expenses		
R10.	Other Operating Expenses		
R11.	Total Operating Expenses	\$1,131,184	
R12.	Operating Income (Loss)	\$-464,145	
Nonoperating Revenues			
R13.	Investment Income		
R14.	Gain on Disposal of Capital Assets		
R15.	Other Nonoperating Revenues		
R16.	Total Nonoperating Revenues	\$0	
Nonoperating Expenses			
R17.	Interest Expense		
R18.	Loss on Disposal of Capital Assets		
R19.	Other Nonoperating Expenses		
R20.	Total Nonoperating Expenses	\$0	
R21.	Income (Loss) Before Capital Contributions, Transfers, and Special and Extraordinary Items	\$-464,145	

Capital Contributions	
R22. Federal	
R23. State	
R24. Other Capital Contributions	
R25. Total Capital Contributions	\$0
R26. Transfers In	430,000
R27. Transfers Out	
Special and Extraordinary Items	
R27.5 Special Item	
R27.6 Extraordinary Item	
R27.7 Total Special and Extraordinary Items	\$0
R28. Change in Net Position	\$-34,145
R29. Net Position (Deficit), Beginning of Fiscal Year	\$212,024
R30. Adjustment	-2
R31. Reason for Adjustment	rounding
R32. Net Position (Deficit), End of Fiscal Year	\$177,877
Net Position (Deficit)	
R33. Net Investment in Capital Assets	
R34. Restricted	
R35. Unrestricted	177,877
R36. Total Net Position (Deficit)	\$177,877

Note:

(R31) Reason for Adjustment: rounding

DRAFT

City of Los Gatos
 Cities' Financial Transactions Report
 Internal Service Fund
 Statement of Revenues, Expenses, and Changes in Fund Net Position

Fiscal Year: 2024

Form #3

R01.	Internal Service Fund Name (Specify) (5 of 5) (Record Completed)	Workers Compensation	▼
Operating Revenues			
R02.	Charges for Services	1,011,814	
R03.	Other Operating Revenues	392,312	
R04.	Total Operating Revenues	\$1,404,126	
Operating Expenses			
R05.	Personnel Services		
R06.	Contractual Services	27,548	
R07.	Materials and Supplies		
R08.	General and Administrative Expenses	1,305,149	
R09.	Depreciation and Amortization Expenses		
R10.	Other Operating Expenses		
R11.	Total Operating Expenses	\$1,332,697	
R12.	Operating Income (Loss)	\$71,429	
Nonoperating Revenues			
R13.	Investment Income	5	
R14.	Gain on Disposal of Capital Assets		
R15.	Other Nonoperating Revenues		
R16.	Total Nonoperating Revenues	\$5	
Nonoperating Expenses			
R17.	Interest Expense		
R18.	Loss on Disposal of Capital Assets		
R19.	Other Nonoperating Expenses		
R20.	Total Nonoperating Expenses	\$0	
R21.	Income (Loss) Before Capital Contributions, Transfers, and Special and Extraordinary Items	\$71,434	

Capital Contributions

R22. Federal	
R23. State	
R24. Other Capital Contributions	
R25. Total Capital Contributions	\$0
R26. Transfers In	
R27. Transfers Out	

Special and Extraordinary Items

R27.5 Special Item	
R27.6 Extraordinary Item	
R27.7 Total Special and Extraordinary Items	\$0

R28. Change in Net Position	\$71,434
------------------------------------	-----------------

R29. Net Position (Deficit), Beginning of Fiscal Year	\$514,808
--	------------------

R30. Adjustment	5
------------------------	----------

R31. Reason for Adjustment


R32. Net Position (Deficit), End of Fiscal Year	\$586,247
--	------------------

Net Position (Deficit)

R33. Net Investment in Capital Assets	
R34. Restricted	121,438
R35. Unrestricted	464,809
R36. Total Net Position (Deficit)	\$586,247

Note:

(R31) Reason for Adjustment: rounding



City of Los Gatos
 Cities' Financial Transactions Report
 Functional Revenue Details Report
 Governmental Funds

Back to Form: Functional Revenue Details

Fiscal Year: 2024

Form #15

Functional Revenue Detail List:

Revenue Form	Functional Revenue	Expenditure Form	Expenditure Function	Amount
SpecialBenefitAssessments	Lighting	TransportationCommunityDevelopment	Streets – Trees/Landscaping	38,407
			Sub Total:	\$38,407
LicensesPermits	Construction Permits	TransportationCommunityDevelopment	Construction and Engineering Regulation	1,680,183
		TransportationCommunityDevelopment	Planning	624,694
			Sub Total:	\$2,304,877
FinesForfeituresRevenue	Forfeitures and Penalties	TransportationCommunityDevelopment	Construction and Engineering Regulation	30,707
		GeneralGovernmentPublicSafety	Police	22,926
			Sub Total:	\$53,633
FinesForfeituresRevenue	Investment Income	HealthCultureLeisure	Libraries	20,265
		TransportationCommunityDevelopment	Streets – Trees/Landscaping	6,152
		TransportationCommunityDevelopment	Streets/Highways/Storm Drains	503,166
			Sub Total:	\$529,583
FinesForfeituresRevenue	Rents, Leases, and Concessions	GeneralGovernmentPublicSafety	Police	34,722
			Sub Total:	\$34,722
FinesForfeituresRevenue	Vehicle Code Fines	GeneralGovernmentPublicSafety	Police	427,001
			Sub Total:	\$427,001
IntergovernmentalState	Gasoline Tax	TransportationCommunityDevelopment	Streets/Highways/Storm Drains	1,781,448
			Sub Total:	\$1,781,448
IntergovernmentalState	Peace Officers Standards and Training	GeneralGovernmentPublicSafety	Police	14,086
			Sub Total:	\$14,086
IntergovernmentalState	Public Safety – Prop. 172	GeneralGovernmentPublicSafety	Police	465,837
			Sub Total:	\$465,837
ChargesforCurrentServices	Engineering Fees, Inspection and Other Charges	TransportationCommunityDevelopment	Construction and Engineering Regulation	1,412,248
		TransportationCommunityDevelopment	Streets/Highways/Storm Drains	80,814
			Sub Total:	\$1,493,062
ChargesforCurrentServices	Parks and Recreation Fees	HealthCultureLeisure	Parks and Recreation	62,314
			Sub Total:	\$62,314
ChargesforCurrentServices	Plan Checking Fees	TransportationCommunityDevelopment	Construction and Engineering Regulation	781,490
		TransportationCommunityDevelopment	Planning	153,646
		TransportationCommunityDevelopment	Streets/Highways/Storm Drains	366,675
			Sub Total:	\$1,301,811
ChargesforCurrentServices	Special Police Department Services	GeneralGovernmentPublicSafety	Police	1,458,469
			Sub Total:	\$1,458,469
ChargesforCurrentServices	Street, Sidewalk, and Curb Repairs Charges	TransportationCommunityDevelopment	Construction and Engineering Regulation	397,812
		TransportationCommunityDevelopment	Streets – Trees/Landscaping	4,500
			Sub Total:	\$402,312
MiscellaneousRevenues	Contributions from Nongovernmental Sources	TransportationCommunityDevelopment	Construction and Engineering Regulation	12,880

		HealthCultureLeisure	Libraries	122,411
		TransportationCommunityDevelopment	Streets/Highways/Storm Drains	122,045
			Sub Total:	<u>\$257,336</u>
MiscellaneousRevenues	Development Impact Fees	TransportationCommunityDevelopment	Planning	878,379
		TransportationCommunityDevelopment	Streets – Trees/Landscaping	46,386
		TransportationCommunityDevelopment	Streets/Highways/Storm Drains	375,844
			Sub Total:	<u>\$1,300,609</u>
			Functional Revenue Total:	\$11,925,507
			Other Functional Revenue Total:	\$7,417,746
			Functional Revenue Grand Total:	\$19,343,253

DRAFT

City of Los Gatos
 Cities' Financial Transactions Report
 Statement of General and Functional Revenues - Governmental Funds
 Taxes

Fiscal Year: 2024

Form #16

	Functional Revenues A	General Revenues B	Total Revenues C
Taxes			
R01. Secured and Unsecured Property Taxes	16,782,376		16,782,376
R02. Supplemental Roll Secured and Unsecured Property Taxes	1,256,276		1,256,276
R03. Property Tax In-Lieu of Vehicle License Fees	4,906,019		4,906,019
R04. Voter-Approved Indebtedness Property Taxes			
R05. Supplemental Roll Voter-Approved Indebtedness Property Taxes			
R06. Property Taxes – Prior	68,202		68,202
R07. Supplemental Roll Property Taxes – Prior			
R08. Pass-through Property Taxes (ABX1 26)			
R09. Residual Property Taxes (ABX1 26)			
R11. Parcel Tax			
R12. Other Property Taxes	394,781		394,781
R13. Interest, Penalties, and Delinquent Taxes	22,085		22,085
R14. Sales and Use Taxes	8,071,735		8,071,735
R16. Transportation Taxes – Transit			
R17. Transportation Taxes – Nontransit			
R18. Transient Occupancy Taxes	2,367,653		2,367,653
R19. Franchises	2,547,011		2,547,011
R20. Business License Taxes	1,519,960		1,519,960
R21. Real Property Transfer Taxes	752,106		752,106
R22. Utility Users Taxes			
R23. Construction Development Taxes	30,358		30,358
Taxes – Other			
R24. Admission Tax			
R25. Parking Tax			

R27. Other Taxes – Other (Specify)

R27a. **Specify Functional Revenues** **Select Expenditure Function** **Functional Revenues**

<input type="text"/>	Select <input type="text"/>	<input type="text"/>	Add
----------------------	-----------------------------	----------------------	-----

R27b. **Specify General Revenues** **General Revenues**

<input type="text"/>	<input type="text"/>	Add
----------------------	----------------------	-----

	Functional Revenues	General Revenues	Total Revenues
	A	B	C
R28. Total Taxes	<input type="text" value="\$0"/>	<input type="text" value="\$38,718,562"/>	<input type="text" value="\$38,718,562"/>

DRAFT

City of Los Gatos
 Cities' Financial Transactions Report
 Statement of General and Functional Revenues - Governmental Funds
 Special Benefit Assessments

Fiscal Year: 2024

Form #17

Functional Revenues

Special Benefit Assessments

R01. Fire	
R02. Paramedics	
R03. Police	
R04. Lighting	38,407
R05. Other Special Benefit Assessments (Specify)	

R05a. **Specify Functional Revenues** **Select Expenditure Function**

<input type="text"/>	Select <input type="text"/>	▼ <input type="text"/>	<input type="button" value="Add"/>
----------------------	-----------------------------	------------------------	------------------------------------

R06. Total Special Benefit Assessments	\$38,407
---	-----------------

DRAFT

City of Los Gatos
 Cities' Financial Transactions Report
 Statement of General and Functional Revenues - Governmental Funds
 Licenses and Permits

Fiscal Year: 2024

Form #18

	Functional Revenues A	General Revenues B	Total Revenues C
Licenses and Permits			
R01. Animal Licenses	<input type="text"/>	<input type="text"/>	<input type="text"/>
R02. Bicycle Licenses	<input type="text"/>	<input type="text"/>	<input type="text"/>
R03. Construction Permits	2,304,877	<input type="text"/>	2,304,877
R04. Street and Curb Permits	<input type="text"/>	<input type="text"/>	<input type="text"/>
R05. Other Licenses and Permits (Specify)	1,513,585	<input type="text"/>	1,513,585

R05a. **Specify Functional Revenues** **Select Expenditure Function** **Functional Revenues**

Title 24 Under Utility Fee	Construction and Engineering Regulati	104,433	Delete
Reservations and tree removal	Parks and Recreation	167,796	Delete
Alarm special event firearms parking fees	Police	70,465	Delete
Solid waste fees	Solid Waste	474,912	Delete
Street sweeping and storm drains	Streets/Highways/Storm Drains	695,979	Delete
<input type="text"/>	Select		Add
Total:		1,513,585	

R05b. **Specify General Revenues** **General Revenues**

<input type="text"/>	<input type="text"/>	Add
----------------------	----------------------	-----

	Functional Revenues A	General Revenues B	Total Revenues C
R06. Total Licenses and Permits	\$3,818,462	\$0	\$3,818,462

City of Los Gatos
 Cities' Financial Transactions Report
 Statement of General and Functional Revenues - Governmental Funds
 Fines, Forfeitures, Penalties, and Revenue from Use of Money and Property

Fiscal Year: 2024

Form #19

		Functional Revenues	General Revenues	Total Revenues
		A	B	C
Fines, Forfeitures, and Penalties				
R01.	Vehicle Code Fines	427,001		427,001
R03.	Forfeitures and Penalties	53,633		53,633
R03.5	Other Fines (Specify)			

R03.5a **Specify Functional Revenues** **Select Expenditure Function** **Functional Revenues**

Select
▼

Add

R03.5b **Specify General Revenues** **General Revenues**

Add

		Functional Revenues	General Revenues	Total Revenues
		A	B	C
R04.	Total Fines, Forfeitures, and Penalties	\$480,634		\$480,634

Revenue from Use of Money and Property				
R05.	Investment Income	529,583	2,597,724	3,127,307
R06.	Rents, Leases, and Concessions	34,722	243,607	278,329
R07.	Royalties			
R09.5	Other Revenue from Use of Money and Property (Specify)			

R09.5a **Specify Functional Revenues** **Select Expenditure Function** **Functional Revenues**

Select
▼

Add

R09.5b **Specify General Revenues** **General Revenues**

Add

		Functional Revenues	General Revenues	Total Revenues
		A	B	C
R10.	Total Revenue from Use of Money and Property	\$564,305	\$2,841,331	\$3,405,636

City of Los Gatos
 Cities' Financial Transactions Report
 Statement of General and Functional Revenues - Governmental Funds
 Intergovernmental – State

Fiscal Year: 2024

Form #20

	Functional Revenues A	General Revenues B	Total Revenues C
Intergovernmental – State			
R01. Homeowners Property Tax Relief	<input type="text"/>	45,321	<input type="text" value="45,321"/>
R03. Gasoline Tax	<input type="text" value="1,781,448"/>	<input type="text"/>	<input type="text" value="1,781,448"/>
R04. Peace Officers Standards and Training	<input type="text" value="14,086"/>	<input type="text"/>	<input type="text" value="14,086"/>
R05. Off-Highway Motor Vehicle In-Lieu Fee	<input type="text"/>	41,461	<input type="text" value="41,461"/>
R07.5 Other Intergovernmental – State (Specify)	<input type="text"/>	<input type="text"/>	<input type="text"/>

R07.5a **Specify General Revenues**

General Revenues

<input type="text"/>	<input type="text"/>	<input type="button" value="Add"/>
----------------------	----------------------	------------------------------------

	Functional Revenues A	General Revenues B	Total Revenues C
State Grants – Other			
R08. Mandated Cost	<input type="text"/>	48,896	<input type="text" value="48,896"/>
R09. Public Safety – Prop. 172	<input type="text" value="465,837"/>	<input type="text"/>	<input type="text" value="465,837"/>
R10. Public Safety – 2011	<input type="text"/>	<input type="text"/>	<input type="text"/>
R31. Other State Grants – Other (Specify)	<input type="text" value="860,842"/>	<input type="text"/>	<input type="text" value="860,842"/>

R31a. **Specify Functional Revenues**

Select Expenditure Function

Functional Revenues

Public Library Fund	Libraries	▼	36,699	<input type="button" value="Delete"/>
Comm Power Resiliency	Other Community Development 1	▼	300,000	<input type="button" value="Delete"/>
Tobacco Prevention Grant	Physical and Mental Health	▼	2,000	<input type="button" value="Delete"/>
Abandon Vehicles	Police	▼	36,191	<input type="button" value="Delete"/>
SLESF	Police	▼	344,492	<input type="button" value="Delete"/>
Traff Safety (CVC) B&F	Police	▼	19,748	<input type="button" value="Delete"/>
AB939	Solid Waste	▼	42,939	<input type="button" value="Delete"/>
TDA	Streets/Highways/Storm Drains	▼	78,773	<input type="button" value="Delete"/>
<input type="text"/>	Select	▼		<input type="button" value="Add"/>
Total:			<input type="text" value="860,842"/>	

	Functional Revenues A	General Revenues B	Total Revenues C
R32. Total Intergovernmental – State	<input type="text" value="\$3,122,213"/>	<input type="text" value="\$135,678"/>	<input type="text" value="\$3,257,891"/>

City of Los Gatos
 Cities' Financial Transactions Report
 Statement of General and Functional Revenues - Governmental Funds
 Intergovernmental – Federal, County, and Other Taxes In-Lieu

Fiscal Year: 2024

Form #21

	Functional Revenues A	General Revenues B	Total Revenues C
Intergovernmental – Federal			
R13. Community Development Block Grant	<input type="text"/>	<input type="text"/>	<input type="text"/>
R14. Workforce Investment Act (WIA)	<input type="text"/>	<input type="text"/>	<input type="text"/>
R15. Other Federal Grants (Specify)	<input type="text" value="1,031,306"/>	<input type="text"/>	<input type="text" value="1,031,306"/>

R15a. **Specify Functional Revenues** **Select Expenditure Function** **Functional Revenues**

<input type="text" value="Dept of Justice Grants"/>	Disaster Preparedness	▼	5,360	<input type="button" value="Delete"/>
<input type="text" value="FEMA"/>	Disaster Preparedness	▼	16,491	<input type="button" value="Delete"/>
<input type="text" value="MTC-OBAG"/>	Streets/Highways/Storm Drains	▼	1,009,455	<input type="button" value="Delete"/>
<input type="text"/>	Select	▼		<input type="button" value="Add"/>
Total:			<input type="text" value="1,031,306"/>	

	Functional Revenues A	General Revenues B	Total Revenues C
R16. Total Intergovernmental – Federal	<input type="text" value="\$1,031,306"/>	<input type="text"/>	<input type="text" value="\$1,031,306"/>

Intergovernmental – County			
R17. County Grants of State Gasoline Tax	<input type="text"/>	<input type="text"/>	<input type="text"/>
R18. Other County Grants (Specify)	<input type="text" value="1,850,916"/>	<input type="text"/>	<input type="text" value="1,850,916"/>

R18.5a **Specify Functional Revenues** **Select Expenditure Function** **Functional Revenues**

<input type="text" value="VTA Measure B"/>	Streets/Highways/Storm Drains	▼	1,634,250	<input type="button" value="Delete"/>
<input type="text" value="VTA/TFCA Grants"/>	Streets/Highways/Storm Drains	▼	216,666	<input type="button" value="Delete"/>
<input type="text"/>	Select	▼		<input type="button" value="Add"/>
Total:			<input type="text" value="1,850,916"/>	

R18.5b **Specify General Revenues** **General Revenues**

<input type="text"/>	<input type="text"/>	<input type="button" value="Add"/>
----------------------	----------------------	------------------------------------

	Functional Revenues A	General Revenues B	Total Revenues C
R19. Total Intergovernmental – County	<input type="text" value="\$1,850,916"/>	<input type="text" value="\$0"/>	<input type="text" value="\$1,850,916"/>

R20. Other Taxes In-Lieu (Specify)	<input type="text"/>	<input type="text"/>	<input type="text"/>
---	----------------------	----------------------	----------------------

R20.5a **Specify Functional Revenues** **Select Expenditure Function** **Functional Revenues**

<input type="text"/>	Select	▼	<input type="text"/>	<input type="button" value="Add"/>
----------------------	--------	---	----------------------	------------------------------------

R20.5b **Specify General Revenues** **General Revenues**

<input type="text"/>	<input type="text"/>	<input type="button" value="Add"/>
----------------------	----------------------	------------------------------------

City of Los Gatos
 Cities' Financial Transactions Report
 Statement of General and Functional Revenues - Governmental Funds
 Charges for Current Services

Go to Form: Functional Revenue Detail

Fiscal Year: 2024

Form #22

Charges for Current Services	Functional Revenues
R01. Zoning Fees and Subdivision Fees	
R04. Special Police Department Services	1,458,469
R06. Special Fire Department Services	
R07. Plan Checking Fees	1,301,811
R09. Animal Shelter Fees and Charges	
R10. Engineering Fees, Inspection and Other Charges	1,493,062
R11. Street, Sidewalk, and Curb Repairs Charges	402,312
R12. Weed and Lot Cleaning Charges	
R13. Sewer Service Charges	
R14. Sewer Connection Fees	
R15. Solid Waste Revenues	
R16. Sales of Refuse	
R17. First Aid and Ambulance Charges	
R20. Library Fines and Fees	
R23. Parking Facility Charges	
R24. Parks and Recreation Fees	62,314
R25. Golf Course Fees	
R26. Water Service Charges	
R27. Water Connection Fees	
R28. Electric Revenues	
R29. Gas Revenues	
R30. Airport Revenues	
R31. Cemetery Revenues	
R32. Housing Revenues	
R33. Ports and Harbor Revenues	
R34. Hospital Revenues	
R35. Transit Revenues	
R36. Stadium Revenues	
R40. Quasi-External Transactions	

R41. Other Charges for Current Services (Specify)

1,882,499

R41a.

Specify Functional Revenues

Select Expenditure Function

BMP Housing	Housing	▼	123,000	Delete
Mediation Fees	Legislative	▼	50,681	Delete
Research and Copies	Libraries	▼	2,708	Delete
Other Management Support	Management and Support	▼	788,192	Delete
Processing Fees	Management and Support	▼	217,865	Delete
General Plan	Planning	▼	692,151	Delete
Slurry Traffic and Mitigation Fees	Streets/Highways/Storm Drains	▼	7,902	Delete
	Select	▼		Add
			Total:	1,882,499

R42. **Total Charges for Current Services**

\$6,600,467

DRAFT

City of Los Gatos
 Cities' Financial Transactions Report
 Statement of General and Functional Revenues - Governmental Funds
 Miscellaneous Revenues and Grand Totals

Fiscal Year: 2024

Form #23

	Functional Revenues A	General Revenues B	Total Revenues C
Miscellaneous Revenues			
R01. Development Impact Fees	1,300,609		1,300,609
R04. Contributions from Nongovernmental Sources	257,336		257,336
R05. Other Miscellaneous Revenues (Specify)	278,598	343,265	621,863

R05a. **Specify Functional Revenues** **Select Expenditure Function** **Functional Revenues**

ADA Training	Construction and Engineering Regulati	1,490	Delete
Credit Card Fees	Management and Support	57,642	Delete
Reimbursement and Claims	Parks and Recreation	148,216	Delete
Misc Donations	Police	63,425	Delete
Street Trees Fee	Streets – Trees/Landscaping	7,825	Delete
	Select		Add
Total:		278,598	

R05b. **Specify General Revenues** **General Revenues**

Emergency Shelter Unhoused Grant	5,000	Delete
Garbage JPA Revenue	90,128	Delete
Insurance Claims	70,349	Delete
Non-point Source Equity Disbursement	16,942	Delete
Other revenue	153,174	Delete
Rebates	7,672	Delete
		Add
Total:		343,265

	Functional Revenues A	General Revenues B	Total Revenues C
R10. Total Miscellaneous Revenues	\$1,836,543	\$343,265	\$2,179,808
R11. Grand Totals	\$19,343,253	\$42,038,836	\$61,382,089

City of Los Gatos
 Cities' Financial Transactions Report
 Statement of Net Expenditures - Governmental Funds
 General Government and Public Safety

Fiscal Year: 2024

Form #24

	Current Expenditures A	Functional Revenues B	Net Expenditures/(Excess Revenues) C
General Government			
R01. Legislative	1,436,882	50,681	1,386,201
R02. Management and Support	8,136,140	1,063,699	7,072,441
R10. Other General Government 1			
R11. Other General Government 2			
R12. Total General Government	\$9,573,022	\$1,114,380	\$8,458,642
Public Safety			
R13. Police	20,718,781	2,957,362	17,761,419
R24. Fire			
R25. Emergency Medical Service			
R26. Animal Regulation			
R27. Weed Abatement			
R28. Street Lighting			
R29. Disaster Preparedness		21,851	-21,851
R33. Other Public Safety 1			
R34. Other Public Safety 2			
R35. Total Public Safety	\$20,718,781	\$2,979,213	\$17,739,568

DRAFT

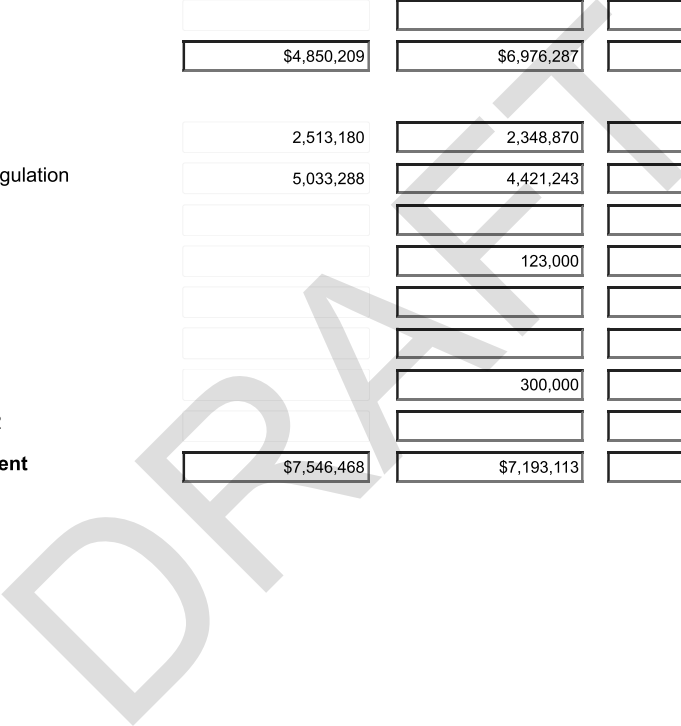
City of Los Gatos
 Cities' Financial Transactions Report
 Statement of Net Expenditures - Governmental Funds
 Transportation and Community Development

Go to Form: Functional Revenue Details

Fiscal Year: 2024

Form #25

	Current Expenditures A	Functional Revenues B	Net Expenditures/(Excess Revenues) C
Transportation			
R01. Streets/Highways/Storm Drains	4,816,233	6,873,017	-2,056,784
R02. Streets – Trees/Landscaping	33,976	103,270	-69,294
R03. Parking Facility			
R04. Public Transit			
R05. Airports			
R06. Ports and Harbor			
R07. Other Transportation 1			
R08. Other Transportation 2			
R09. Total Transportation	\$4,850,209	\$6,976,287	\$-2,126,078
Community Development			
R10. Planning	2,513,180	2,348,870	164,310
R11. Construction and Engineering Regulation	5,033,288	4,421,243	612,045
R12. Redevelopment			
R13. Housing		123,000	-123,000
R14. Employment			
R15. Community Promotion			
R16. Other Community Development 1		300,000	-300,000
R17. Other Community Development 2			
R18. Total Community Development	\$7,546,468	\$7,193,113	\$353,355



City of Los Gatos
 Cities' Financial Transactions Report
 Statement of Net Expenditures - Governmental Funds
 Health and Culture and Leisure

Fiscal Year: 2024

Form #26

	Current Expenditures A	Functional Revenues B	Net Expenditures/(Excess Revenues) C
Health			
R01. Physical and Mental Health		2,000	-2,000
R06. Hospitals and Sanitariums			
R07. Solid Waste	632,588	517,851	114,737
R08. Sewers			
R09. Cemeteries			
R17. Other Health 1			
R18. Other Health 2			
R19. Total Health	\$632,588	\$519,851	\$112,737
Culture and Leisure			
R20. Parks and Recreation	2,293,701	378,326	1,915,375
R21. Marina and Wharfs			
R22. Libraries	3,335,389	182,083	3,153,306
R23. Museums			
R24. Golf Courses			
R25. Sports Arenas and Stadiums			
R26. Community Centers and Auditoriums			
R27. Other Culture and Leisure 1	75,451		75,451
R28. Other Culture and Leisure 2			
R29. Total Culture and Leisure	\$5,704,541	\$560,409	\$5,144,132

City of Los Gatos
 Cities' Financial Transactions Report
 Statement of Net Expenditures - Governmental Funds
 Public Utilities and Other Expenditures

Fiscal Year: 2024

Form #27

	Current Expenditures A	Functional Revenues B	Net Expenditures/(Excess Revenues) C
Public Utilities			
R01. Water			
R02. Gas			
R03. Electric			
R04. Other Public Utilities 1			
R05. Other Public Utilities 2			
R06. Total Public Utilities	\$0	\$0	\$0
Other Expenditures			
R07. Other Expenditures 1			
R08. Other Expenditures 2			
R09. Total Other Expenditures	\$0	\$0	\$0

DRAFT


City of Los Gatos
 Cities' Financial Transactions Report
 Statement of Net Expenditures - Governmental Funds
 Debt Service, Capital Outlay, and Grand Totals

Go to Form: Functional Revenue Details

Fiscal Year: 2024

Form #28

	Current Expenditures A	Functional Revenues B	Net Expenditures/(Excess Revenues) C
Debt Service			
R01. Principal Payments on Long-Term Debt	225,370		225,370
R02. Interest Payments on Long-Term Debt	3,716		3,716
R02.5 Principal Payments on Lease Obligations (Purchase Agreements)			
R03. Principal and Interest on Short-Term Notes and Warrants			
R04. Other Debt Service Payments			
R05. Total Debt Service	\$229,086		\$229,086
Capital Outlay			
R06. General Government	1,589		1,589
R07. Public Safety	4,539,714		4,539,714
R08. Transportation	7,824,952		7,824,952
R09. Community Development			
R10. Health			
R11. Culture and Leisure			
R12. Public Utilities			
R13. Other Expenditures			
R14. Total Capital Outlay	\$12,366,255		\$12,366,255
R15. Grand Totals	\$61,620,950	\$19,343,253	\$42,277,697



City of Los Gatos
 Cities' Financial Transactions Report
 Governmental Funds
 Major Object Classification

Fiscal Year: 2024

Form #29

Operating Expenditures		
R01.	Salaries and Wages	23,000,460
R02.	Retirement Benefits	7,466,232
R03.	Other Employee Benefits	5,949,061
	Contract Services	
R04.	Private	2,585,544
R05.	Governmental Agencies	646,556
R06.	Materials and Supplies	1,576,460
R07.	Other Operating Expenditures	7,801,296
R08.	Total Operating Expenditures	\$49,025,609
Debt Service		
R09.	Principal Payments on Long-Term Debt	225,370
R10.	Interest Payments on Long-Term Debt	3,716
R11.	Principal Payments on Lease Obligations (Purchase Agreements)	
R11.5	Principal and Interest on Short-Term Notes and Warrants	
R12.	Other Debt Service Payments	
R13.	Total Debt Service	\$229,086
Capital Outlay		
R14.	Land	
R15.	Buildings and Improvements	10,848,556
R16.	Equipment	1,589
R17.	Other Capital Outlay	1,516,110
R18.	Total Capital Outlay	\$12,366,255
R19.	Grand Total Expenditures	\$61,620,950
Supplemental Data		
	Major Project Expenditures	
R20.	Pursuant to Competitive Bidding	11,500,567
R21.	Other than Competitive Bidding	865,688
R22.	Total Major Project Expenditures	\$12,366,255

City of Los Gatos
 Cities' Financial Transactions Report
 Other Financing Sources (Uses) and Changes in Fund Balance - Governmental Funds

Fiscal Year: 2024

Form #30

R01. Excess (Deficiency) of Revenues Over (Under) Expenditures	-238,861
Other Financing Sources (Uses)	
R01.5 Lease Financing	
R02. Long-Term Debt - Bonds, COP, and Other Agency Debt	
R03. Construction Financing and Other Long-Term Debt	
R03.6 Proceeds from Refinancing on Loans, Notes, and Other	
R03.7 Payments to Refinanced Loans, Notes, and Other	
R04. Refunding Bonds Proceeds	
R05. Premium on Bonds Issued	
R06. Discount on Bonds Issued	
R07. Payment to Refunded Bond Escrow Agent	
R08. Demand Bonds	
R09. Proceeds from Sale of Capital Assets	223
R11. Insurance Recoveries	
R12. Transfers In	3,666,235
R13. Transfers Out	-4,317,235
R13.5 Other Financing Sources (Uses) – Other	706,713
R14. Total Other Financing Sources (Uses)	\$55,936
Special and Extraordinary Items	
R15. Special Item	
R16. Extraordinary Item	
R17. Total Special and Extraordinary Items	\$0
R18. Net Change in Fund Balance	\$-182,925
R19. Fund Balance (Deficit), Beginning of Fiscal Year	\$61,185,528
R20. Adjustment	
R21. Reason for Adjustment	
R22. Fund Balance (Deficit), End of Fiscal Year	\$61,002,603

City of Los Gatos
 Cities' Financial Transactions Report
 Statement of Changes in Fiduciary Net Position
 Fiduciary Funds

Fiscal Year: 2024

Form #30.5

	Pension and Other Employee Benefit Trust Funds	Investment Trust Funds	Private-Purpose Trust Funds	Custodial Funds
Additions				
Contributions				
R01. Employer				
R02. Plan Members				
R03. Private Contributions				
R04. Contributions to Pooled Investments				
R05. Other Contributions				
R06. Total Contributions	\$0	\$0	\$0	\$0
Investment Income (Loss)				
R07. Net Appreciation (Depreciation) in Fair Value of Investments				
R08. Interest			133,738	
R09. Dividends				
R10. Other Investment Income				
R11. (Investment Expense)				
Securities Lending Income (Loss)				
R12. Securities Lending Income				
R13. (Securities Lending Expense)				
R14. Net Securities Lending Income (Loss)	\$0	\$0	\$0	\$0
R15. Net Investment Income (Loss)	\$0	\$0	\$133,738	\$0
R15.5 Tax Revenues			1,952,104	
R16. Receipts from Depositors				
R17. Other Additions				
R18. Total Additions	\$0	\$0	\$2,085,842	\$0
Deductions				
R19. Benefit Payments				
R20. Refunds of Contributions				
R21. Administrative Expenses			5,394	
R22. Payments to and for Depositors				
R23. Distributions from Pooled Investments			423,007	
R24. Other Deductions			101,693	
R25. Total Deductions	\$0	\$0	\$530,094	\$0
R26. Change in Net Position	\$0	\$0	\$1,555,748	\$0
R27. Net Position (Deficit), Beginning of Fiscal Year	\$0	\$0	\$-6,187,788	\$0
R28. Adjustment				
R29. Reason for Adjustment				
R30. Net Position (Deficit), End of Fiscal Year	\$0	\$0	\$-4,632,040	\$0

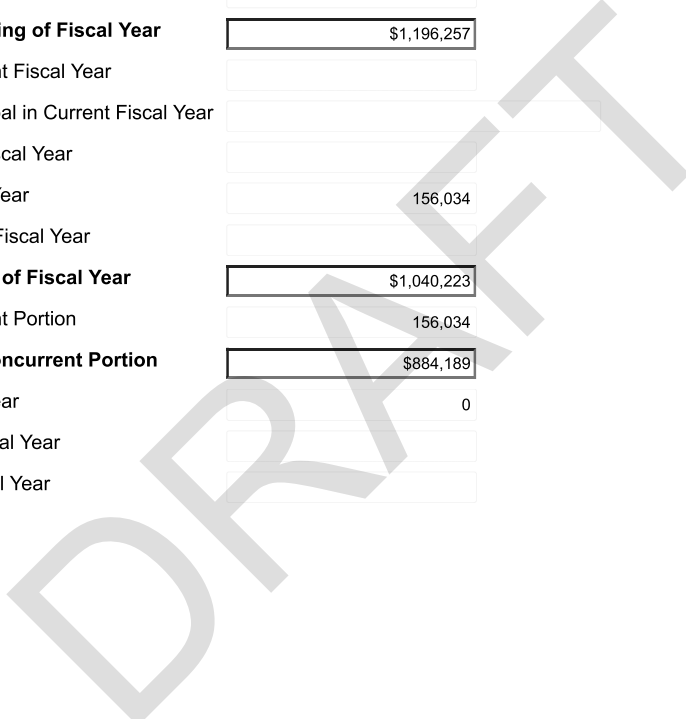
City of Los Gatos
 Cities' Financial Transactions Report
 Other Long-Term Debt
 Loans, Notes, and Other

Go to Report: Detail Summary of Other Long-Term Debt

Form #32

Fiscal Year: 2024

R01. Purpose of Debt (1 of 3) (Record Completed)	Energy Efficiency Loan
R02. Nature of Revenue Pledged	Savings on utility bills
R03. Debt Type	Loans
R04. Fund Type	Governmental
R06. Year of Issue	2021
R07. Beginning Maturity Year	2021
R08. Ending Maturity Year	2031
R09. Principal Authorized	1,560,336
R10. Principal Received to Date	1,560,336
R11. Principal Unspent	
R12. Principal Outstanding, Beginning of Fiscal Year	\$1,196,257
R13. Adjustment to Principal in Current Fiscal Year	
R14. Reason for Adjustment to Principal in Current Fiscal Year	
R15. Principal Received in Current Fiscal Year	
R16. Principal Paid in Current Fiscal Year	156,034
R17. Principal Refinanced in Current Fiscal Year	
R18. Principal Outstanding, End of Fiscal Year	\$1,040,223
R19. Principal Outstanding, Current Portion	156,034
R20. Principal Outstanding, Noncurrent Portion	\$884,189
R21. Interest Paid in Current Fiscal Year	0
R22. Principal Delinquent, End of Fiscal Year	
R23. Interest Delinquent, End of Fiscal Year	



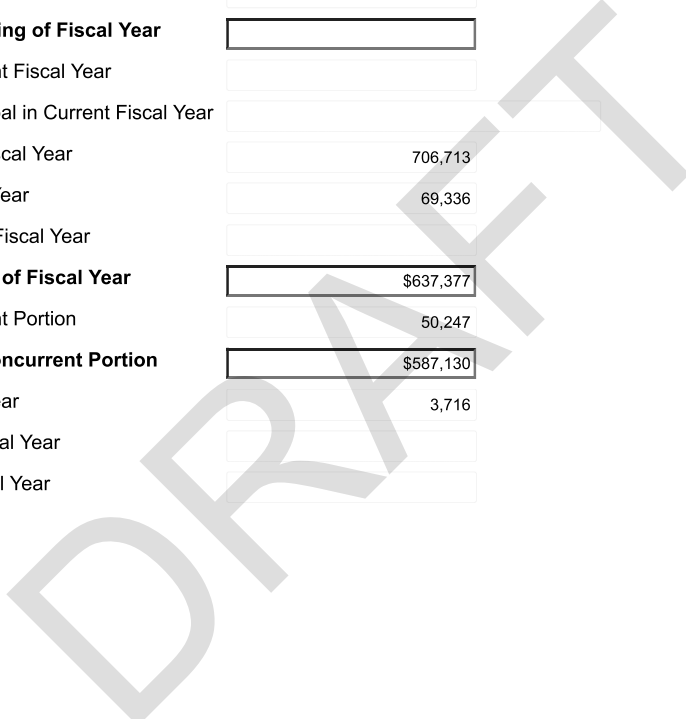
City of Los Gatos
 Cities' Financial Transactions Report
 Other Long-Term Debt
 Loans, Notes, and Other

Go to Report: Detail Summary of Other Long-Term Debt

Form #32

Fiscal Year: 2024

R01. Purpose of Debt (2 of 3) (Record Completed)	Subscription Liabilities	▼
R02. Nature of Revenue Pledged	Software subscription: GASB 96	
R03. Debt Type	Other	▼
R04. Fund Type	Governmental	▼
R06. Year of Issue	2024	
R07. Beginning Maturity Year	2024	
R08. Ending Maturity Year	2034	
R09. Principal Authorized	706,713	
R10. Principal Received to Date	706,713	
R11. Principal Unspent		
R12. Principal Outstanding, Beginning of Fiscal Year		
R13. Adjustment to Principal in Current Fiscal Year		
R14. Reason for Adjustment to Principal in Current Fiscal Year		
R15. Principal Received in Current Fiscal Year	706,713	
R16. Principal Paid in Current Fiscal Year	69,336	
R17. Principal Refinanced in Current Fiscal Year		
R18. Principal Outstanding, End of Fiscal Year	\$637,377	
R19. Principal Outstanding, Current Portion	50,247	
R20. Principal Outstanding, Noncurrent Portion	\$587,130	
R21. Interest Paid in Current Fiscal Year	3,716	
R22. Principal Delinquent, End of Fiscal Year		
R23. Interest Delinquent, End of Fiscal Year		



City of Los Gatos
 Cities' Financial Transactions Report
 Other Long-Term Debt
 Loans, Notes, and Other

Go to Report: Detail Summary of Other Long-Term Debt

Form #32

Fiscal Year: 2024

R01. Purpose of Debt (3 of 3) (Record Completed)	Subscription Liabilities	▼
R02. Nature of Revenue Pledged	None	
R03. Debt Type	Other	▼
R04. Fund Type	Internal Service	▼
R06. Year of Issue		2023
R07. Beginning Maturity Year		2023
R08. Ending Maturity Year		2028
R09. Principal Authorized		653,681
R10. Principal Received to Date		653,681
R11. Principal Unspent		
R12. Principal Outstanding, Beginning of Fiscal Year		
R13. Adjustment to Principal in Current Fiscal Year		594,935
R14. Reason for Adjustment to Principal in Current Fiscal Year	Deleted from software	
R15. Principal Received in Current Fiscal Year		
R16. Principal Paid in Current Fiscal Year		149,154
R17. Principal Refinanced in Current Fiscal Year		
R18. Principal Outstanding, End of Fiscal Year		\$445,781
R19. Principal Outstanding, Current Portion		161,331
R20. Principal Outstanding, Noncurrent Portion		\$284,450
R21. Interest Paid in Current Fiscal Year		22,421
R22. Principal Delinquent, End of Fiscal Year		
R23. Interest Delinquent, End of Fiscal Year		

Note:

(R14) Reason for Adjustment to Principal in Current Fiscal Year: Deleted from software

City of Los Gatos
 Cities' Financial Transactions Report
 Detail Summary of Other Long-Term Debt

Back to Form: Other Long-Term Debt

Fiscal Year: 2024

Summary Form #32

	Year of Issue	Principal Outstanding, Beginning of Fiscal Year	Principal Received in Current Fiscal Year	Principal Paid in Current Fiscal Year	Principal Outstanding, End of Fiscal Year	Principal Outstanding, Current Portion	Principal Outstanding, Noncurrent Portion
Governmental							
Loans							
Energy Efficiency Loan	2021	1,196,257	0	156,034	1,040,223	156,034	884,189
Other							
Subscription Liabilities	2024	0	706,713	69,336	637,377	50,247	587,130
Total Governmental Debt:		\$1,196,257	\$706,713	\$225,370	\$1,677,600	\$206,281	\$1,471,319
Internal Service							
Other							
Subscription Liabilities	2023	0	0	149,154	445,781	161,331	284,450
Total Internal Service Debt:		\$0	\$0	\$149,154	\$445,781	\$161,331	\$284,450

DRAFT

City of Los Gatos
 Cities' Financial Transactions Report
 Debt Service Reconciliation

Go to Report: Debt Summary

Fiscal Year: 2024

Form #35

	Governmental Funds	Internal Service Fund	Enterprise Funds
Debt Payments from Debt Forms			
R01. Long-Term Debt (Bonds, COP, and Other Agency Debt)	[]	[]	[]
R02. Other Long-Term Debt	229,086	22,421	[]
R03. Construction Financing	[]	[]	[]
R04. Lease Obligations (Purchase Agreements)	[]	[]	[]
R05. Total Debt Payments from Debt Forms	\$229,086	\$22,421	\$0
R06. Debt Service	229,086	22,421	[]
R07. Difference	\$0	\$0	\$0
R08. Reason for Difference	[]	[]	[]

DRAFT

City of Los Gatos
 Cities' Financial Transactions Report
 Debt Summary

Fiscal Year: 2024

Summary Form #31-34

	Governmental Funds		Proprietary Funds	
	Principal Paid in CY	Interest Paid in CY	Internal Service	Enterprise
			Interest Paid in CY	Interest Paid in CY
Long-Term Debt				
R01. Total Certificates of Participation				
R02. Total General Obligation Bonds				
R03. Total Pension Obligation Bonds				
R04. Total Revenue Bonds				
R05. Total Other Agency Debt				
R06. Total Long-Term Debt				
Other Long-Term Debt				
R07. Total Loans	156,034			
R08. Total Notes				
R09. Total Other - Leases (<10 years)	69,336	3,716	22,421	
R10. Total Other Long-Term Debt	225,370	3,716	22,421	
Construction Financing				
R11. Total Loans				
R12. Total Notes				
R13. Total Other				
R14. Total Construction Financing				
Lease Obligations				
R16. Total Leases				
R18. Total Other Contracts				
R19. Total Lease Obligation				
R20. Total Debt Payments from Debt Forms	225,370	3,716	22,421	
Debt Service				
	Principal Payments	Interest Payments		
R21. Principal Payments on Long Term Debt	225,370			
R22. Interest Payments on Long-Term Debt		3,716		
R23. Lease Obligations (Purchase Agreements)				
R24. Total	225,370	3,716		

Note: The debt service section (R21:R23) is used to reconcile with the following forms:

Form 28: Statement of Net Expenditures - Governmental Funds - Debt Service, Capital Outlay, and Grand Totals (R01:R02.5)

Form 29: Major Object Classification - Governmental Funds (R09:R11)

City of Los Gatos
 Cities' Financial Transactions Report
 Check List of Services Provided
 Service

Fiscal Year: 2024

Form #36

Service

(Please see * below for codes to enter)

R01. Police	AB
R02. Fire	I
R03. Emergency Medical	J
R04. Street Lighting	J
R05. Public Transit	H
R06. Community Development - Planning	A
R07. Solid Waste	F
R08. Sewers	H
R09. Parks and Recreation	AF
R10. Libraries	A
R11. Water	J

*** Service Codes**

A = Provided by Paid City Employees	B = Provided by City Volunteers
Provided wholly or in part through contract with:	Provided wholly or in part without contract with:
C = Another City	G = Another City
D = County	H = Special District or Other Public Agency
E = Private Sector	I = County
F = Special District or Other Public Agency	J = Private Sector
	K = Service not provided within city

	Number of Paid City Employees A	Number of Volunteers B	Total Number of Employees C
R12. Police Protection	60	273	333
R13. Police Officers	39	6	45
R14. Fire Protection			
R15. Fire Fighters			
R16. Emergency Medical			

City of Los Gatos
 Cities' Financial Transactions Report
 Balance Sheet
 Governmental Funds

Fiscal Year: 2024

Form #37

	General	Special Revenue	Debt Service	Capital Projects	Permanent	Total Governmental Funds
Assets						
R01. Cash and Investments	34,471,425	1,601,278		34,560,294		70,632,997
R02. Investments	2,188,659	58,344				2,247,003
R03. Accounts Receivable (net)	1,784,830	82,843		1,145,377		3,013,050
R04. Taxes Receivable						
R05. Interest Receivable (net)	800,882					800,882
R05.5 Leases Receivable						0
R07. Due from Other Funds						
R08. Due from Other Governments	1,815,445	220		2,943,391		4,759,056
R09. Advances to Other Funds						
R10. Inventories						
R11. Prepaid Items	152,614					152,614
R12. Loans, Notes, and Contracts Receivable	1,059,000	78,752				1,137,752
R13. Other Assets 1	344,338	304,129		149,496		797,963
R14. Other Assets 2						
R15. Other Assets 3						
R16. Total Assets	\$42,617,193	\$2,125,566	\$0	\$38,798,558	\$0	\$83,541,317
R17. Deferred Outflows of Resources						
R18. Total Assets and Deferred Outflows of Resources	\$42,617,193	\$2,125,566	\$0	\$38,798,558	\$0	\$83,541,317
Liabilities						
R19. Accounts Payable	971,349	24,000		3,586,786		4,582,135
R20. Contracts and Retainage Payable						
R21. Interest Payable						
R22. Due to Other Funds						
R23. Due to Other Governments	82,313					82,313
R24. Advances from Other Funds						
R25. Deposits and Advances	6,258,763					6,258,763
R26. Loans and Notes Payable						
R27. Other Liabilities 1	3,641,939	64,795		3,893,211		7,599,945
R28. Other Liabilities 2	600,757	3,224				603,981
R29. Other Liabilities 3						
R30. Total Liabilities	\$11,555,121	\$92,019	\$0	\$7,479,997	\$0	\$19,127,137
R31. Deferred Inflows of Resources		202,252		3,209,325		3,411,577
R32. Total Liabilities and Deferred Inflows of Resources	\$11,555,121	\$294,271	\$0	\$10,689,322	\$0	\$22,538,714

Fund Balances (Deficits)

R33. Nonspendable	159,000					159,000
R34. Restricted	2,532,997	739,473		9,621,553		12,894,023
R35. Committed	14,364,143	1,091,822		1,572,619		17,028,584
R36. Assigned	14,005,932			16,915,064		30,920,996
R37. Unassigned	0					
R38. Total Fund Balances (Deficits)	\$31,062,072	\$1,831,295	\$0	\$28,109,236	\$0	\$61,002,603
R39. Total Liabilities, Deferred Inflows of Resources, and Fund Balances (Deficits)	\$42,617,193	\$2,125,566	\$0	\$38,798,558	\$0	\$83,541,317

DRAFT

City of Los Gatos
 Cities' Financial Transactions Report
 Statement of Net Position
 Proprietary Funds

Fiscal Year: 2024

Form #38

	Enterprise	Internal Service
Assets		
Current Assets		
Cash and Investments		
R01. Unrestricted		8,849,567
R02. Restricted		121,438
R03. Accounts Receivable (net)		39,410
R04. Taxes Receivable		
R05. Interest Receivable (net)		
R05.5 Leases Receivable		
R06. Due from Other Funds		
R07. Due from Other Governments		
R08. Inventories		
R09. Prepaid Items		
R10. Other Current Assets 1		
R11. Other Current Assets 2		
R12. Total Current Assets	\$0	\$9,010,415
Noncurrent Assets		
R13. Cash and Investments, Restricted		
R14. Investments		
R14.5 Leases Receivable		1,407,683
R15. Other Loans, Notes, and Contracts Receivable		
Capital Assets		
R16. Land		
R17. Buildings and Improvements <i>(Report at cost.)</i>		
R18. Equipment <i>(Report at cost.)</i>		
R18.5 Infrastructure <i>(Report at cost.)</i>		
R18.6 Lease Assets (Lessee)		
R19. Other Intangible Assets – Amortizable <i>(Report at cost.)</i>		
R20. Construction in Progress		
R21. Intangible Assets – Nonamortizable		915,860
R22. Other Capital Assets <i>(Report at cost.)</i>		
R23. Less: Accumulated Depreciation/Amortization		-404,844
R23.5 Net Pension Asset		
R23.6 Net OPEB Asset		
R24. Other Noncurrent Assets 1		
R25. Other Noncurrent Assets 2		
R26. Total Noncurrent Assets	\$0	\$1,918,699
R27. Total Assets	\$0	\$10,929,114

Deferred Outflows of Resources

R28.	Related to Pensions		
R28.5	Related to OPEB		
R28.6	Related to Debt Refunding		
R29.	Other Deferred Outflows of Resources		
R30.	Total Deferred Outflows of Resources	\$0	\$0
R31.	Total Assets and Deferred Outflows of Resources	\$0	\$10,929,114

Liabilities

Current Liabilities

R32.	Accounts Payable		217,517
R33.	Contracts and Retainage Payable		
R34.	Interest Payable		19,943
R35.	Due to Other Funds		
R36.	Due to Other Governments		59
R37.	Deposits and Advances		
R38.	Accrued Compensated Absences		
R39.	Long-Term Debt, Due Within One Year	0	161,331
R40.	Other Long-Term Liabilities, Due Within One Year		
R41.	Other Current Liabilities 1		
R42.	Other Current Liabilities 2		
R43.	Total Current Liabilities	\$0	\$398,850

Noncurrent Liabilities

R44.	Deposits and Advances		
R45.	Compensated Absences		
R46.	General Obligation Bonds		
R47.	Revenue Bonds		
R48.	Certificates of Participation		
R49.	Other Bonds		
R50.	Loans (Other Long-Term Debt)		
R51.	Notes (Other Long-Term Debt)		
R52.	Other (Other Long-Term Debt)		284,450
R53.	Construction Financing – Federal		
R54.	Construction Financing – State		
R54.5	Lease Liability		
R55.	Lease-Obligations (Purchase Agreements)		
R56.	Net Pension Liability		
R57.	Net OPEB Liability		
R58.	Other Noncurrent Liabilities 1		1,889,992
R59.	Other Noncurrent Liabilities 2		
R60.	Total Noncurrent Liabilities	\$0	\$2,174,442
R61.	Total Liabilities	\$0	\$2,573,292

Deferred Inflows of Resources

R62. Related to Pensions		
R62.5 Related to OPEB		
R62.6 Related to Debt Refunding		
R62.7 Related to Leases		821,272
R63. Other Deferred Inflows of Resources		
R64. Total Deferred Inflows of Resources	\$0	\$821,272
R65. Total Liabilities and Deferred Inflows of Resources	\$0	\$3,394,564
R66. Total Net Position (Deficit)	\$0	\$7,534,550
Net Position (Deficit)		
R67. Net Investment in Capital Assets		65,235
R68. Restricted		121,438
R69. Unrestricted		7,347,877
R70. Total Net Position (Deficit)	\$0	\$7,534,550

DRAFT

City of Los Gatos
 Cities' Financial Transactions Report
 Statement of Fiduciary Net Position
 Fiduciary Funds

Fiscal Year: 2024

Form #39

	Pension and Other Employee Benefit Trust Funds	Investment Trust Funds	Private-Purpose Trust Funds	Custodial Funds
Assets				
R01. Cash and Investments			4,145,454	
Investments, at Fair Value				
R02. Short-Term Investments				
R03. U.S. Government Obligations				
R04. Municipal Bonds				
R05. Domestic Corporate Bonds				
R06. International Bonds				
R07. Domestic Stocks				
R08. International Stocks				
R09. Real Estate				
R10. Private Equity				
R11. Hedge Funds				
R12. Other Investments				
R13. Total Investments	\$0	\$0	\$0	\$0
R14. Receivables (net)			633,746	
R14.5 Other Current Assets				
R15. Due from Other Governments				
Capital Assets				
R15.5 Capital Assets, Not Being Depreciated				
R15.6 Other Capital Assets, Net of Depreciation			1,016,930	
R15.7 Net Pension Asset				
R15.8 Net OPEB Asset				
R15.9 Other Noncurrent Assets				
R19. Total Assets	\$0	\$0	\$5,796,130	\$0
Deferred Outflows of Resources				
R20. Related to Pensions				
R20.5 Related to OPEB				
R20.6 Related to Debt Refunding				
R20.7 Other Deferred Outflows of Resources				
R20.8 Total Deferred Outflows of Resources	0	0	0	0
R21. Total Assets and Deferred Outflows of Resources	\$0	\$0	\$5,796,130	\$0

Liabilities			
R22. Accounts Payable			27
R23. Deposits and Advances			
R23.5 Other Current Liabilities			187,218
R24. Due to Other Governments			
R24.5 Net Pension Liability			
R24.6 Net OPEB Liability			
R24.7 Other Long-Term Liabilities			10,240,925
R28. Total Liabilities	\$0	\$0	\$10,428,170
Deferred Inflows of Resources			
R29. Related to Pensions			
R29.5 Related to OPEB			
R29.6 Related to Debt Refunding			
R29.7 Other Deferred Inflows of Resources			
R29.8 Total Deferred Inflows of Resources	0	0	0
R30. Total Liabilities and Deferred Inflows of Resources	\$0	\$0	\$10,428,170
Net Position Restricted for			
R31. Pension and Other Employee Benefits			
R32. Investment Trusts			
R33. Private-Purpose Trusts			-4,632,040
R34. Custodial Funds			
R35. Total Net Position	\$0	\$0	\$-4,632,040

DRAFT

City of Los Gatos
 Cities' Financial Transactions Report
 Noncurrent Assets, Deferred Outflows of Resources,
 Noncurrent Liabilities, and Deferred Inflows of Resources
 Governmental Funds

Fiscal Year: 2024

Form #40

		Noncurrent Assets/Deferred Outflows of Resources	Noncurrent Liabilities/Deferred Inflows of Resources
Noncurrent Assets			
R00.5	Leases Receivable	453,625	
Capital Assets			
R01.	Land	26,064,735	
R02.	Buildings and Improvements <i>(Report at cost.)</i>	42,862,716	
R03.	Equipment <i>(Report at cost.)</i>	12,893,445	
R04.	Infrastructure <i>(Report at cost.)</i>	114,793,538	
R05.	Intangible Assets – Amortizable <i>(Report at cost.)</i>	1,111,557	
R05.5	Lease Assets (Lessee)		
R06.	Construction in Progress	15,491,043	
R07.	Intangible Assets – Nonamortizable		
R08.	Other Capital Assets <i>(Report at cost.)</i>		
R09.	Less: Accumulated Depreciation/Amortization	-74,351,087	
R10.	Net Pension Asset		
R11.	Net OPEB Asset		
R12.	Other Noncurrent Assets 1		
R13.	Other Noncurrent Assets 2		
R14.	Other Noncurrent Assets 3		
R15.	Total Noncurrent Assets	\$139,319,572	
Deferred Outflows of Resources			
R16.	Related to Pensions	23,166,916	
R17.	Related to OPEB	5,806,759	
R18.	Related to Debt Refunding		
R19.	Other Deferred Outflows of Resources		
R20.	Total Deferred Outflows of Resources	\$28,973,675	
R21.	Total Noncurrent Assets and Deferred Outflows of Resources	\$168,293,247	

Noncurrent Liabilities

R22. Deposits and Advances		
R23. Compensated Absences		2,514,083
R24. General Obligation Bonds		
R25. Revenue Bonds		
R26. Certificates of Participation		
R27. Other Bonds		
R28. Loans (Other Long-Term Debt)		1,040,223
R29. Notes (Other Long-Term Debt)		
R30. Other (Other Long-Term Debt)		637,377
R31. Construction Financing – Federal		
R32. Construction Financing – State		
R32.5 Lease Liability		
R33. Lease Obligations (Purchase Agreements)		
R34. Net Pension Liability		63,027,669
R35. Net OPEB Liability		9,009,446
R36. Other Noncurrent Liabilities 1		
R37. Other Noncurrent Liabilities 2		
R38. Other Noncurrent Liabilities 3		
R39. Total Noncurrent Liabilities		\$76,228,798

Deferred Inflows of Resources

R40. Related to Pensions		1,694,347
R41. Related to OPEB		1,515,332
R42. Related to Debt Refunding		
R42.5 Related to Leases		346,784
R43. Other Deferred Inflows of Resources		
R44. Total Deferred Inflows of Resources		\$3,556,463
R45. Total Noncurrent Liabilities and Deferred Inflows of Resources		\$79,785,261

City of Los Gatos
 Cities' Financial Transactions Report
 Summary and Statistics

Fiscal Year: 2024

Form #41

Summary

	Governmental Funds	Proprietary Funds
R01. Revenues	61,382,089	5,097,809
R02. Expenditures/Expenses	61,620,950	4,757,131
R03. Excess (Deficiency) of Revenues Over (Under) Expenditures	\$-238,861	
R04. Income (Loss) Before Capital Contributions, Transfers, and Special and Extraordinary Items		\$340,678
R05. Other Financing Sources (Uses)	55,936	
R06. Capital Contributions		
R07. Proprietary Fund Transfers In (Out)		651,000
R08. Special and Extraordinary Items		
R09. Change in Fund Balance/Net Position	\$-182,925	\$991,678
R10. Fund Balance/Net Position (Deficit), Beginning of Fiscal Year	\$61,185,528	\$6,542,863
R11. Adjustments (Specify)	0	9

R11a. **Specify Governmental Fund Adjustments**

R11b. **Specify Proprietary Fund Adjustments**

Rounding	9	<input type="button" value="Delete"/>
<input style="width: 90%; height: 20px;" type="text"/>	<input style="width: 10%; height: 20px;" type="text"/>	<input type="button" value="Add"/>
Total:		<input style="width: 100px; height: 20px;" type="text" value="9"/>

R12. Fund Balance/Net Position (Deficit), End of Fiscal Year	\$61,002,603	\$7,534,550
---	--------------	-------------

Statistics

R13. Current Transient Occupancy Tax Rate	10
R14. Effective Date of Current Transient Occupancy Tax Rate	02/03/1993
R15. Current Utility User Tax Rate	
R16. Appropriations Limit	55,765,163
R17. Total Annual Appropriations Subject to the Limit	39,523,911

City of Los Gatos
Cities Financial Transactions Report
Footnotes

Fiscal Year: 2024

FORM DESC	FIELD NAME	FOOTNOTES
InternalServiceFund	(R03)OtherOperatingRevenues	(Building maintenance) GASB 87 Lease Revenue and other recreation district funding.
InternalServiceFund	(R10)OtherOperatingExpenses	(Building maintenance) Rent/Loan Forgiveness.
InternalServiceFund	(R26)TransfersIn	(Building maintenance) COVID-19 Replacement Income
InternalServiceFund	(R03)OtherOperatingRevenues	(Equipment replacement) Insurance claim reimbursement
InternalServiceFund	(R04)TotalOperatingRevenues	(Equipment replacement) Increase in Charges for Services
InternalServiceFund	(R11)TotalOperatingExpenses	(Equipment replacement) Less vehicle purchases for the year.
InternalServiceFund	(R10)OtherOperatingExpenses	(Information Technology) GASB Interest
InternalServiceFund	(R11)TotalOperatingExpenses	(Information Technology) Increase in GASB 87 and other services expenses
InternalServiceFund	(R19)OtherNonoperatingExpenses	(Information Technology) Interest
InternalServiceFund	(R03)OtherOperatingRevenues	(Self insurance) Reimbursements
InternalServiceFund	(R04)TotalOperatingRevenues	(Self insurance) Charges increased
InternalServiceFund	(R26)TransfersIn	(Self insurance) Transfer from GF
InternalServiceFund	(R32)NetPosition(Deficit)EndofFiscalYear	(Self insurance) Expenses outpaced revenue for the year.
InternalServiceFund	(R03)OtherOperatingRevenues	(Workers Compensation) Insurance claim reimbursements
InternalServiceFund	(R04)TotalOperatingRevenues	(Workers Compensation) Increase in charges for services.
InternalServiceFund	(R11)TotalOperatingExpenses	(Workers Compensation) Less claim payments throughout the year.
Taxes	(R01)Gen-SecuredandUnsecuredPropertyTaxes	Increased property values and ERAF allocations
Taxes	(R12)Gen-OtherPropertyTaxes	Town election amounts, AB454, retirement residence and railroad taxes
Taxes	(R17)Func-TransportationTaxesNontransit	We have no records of transportation taxes received or reported in the prior year
Taxes	(R20)Gen-BusinessLicenseTaxes	Change in nature of licenses and fees
FinesForfeituresRevenue	(R05)Func-InvestmentIncome	Increase in fines for the year.
FinesForfeituresRevenue	(R05)Gen-InvestmentIncome	Increase in GASB 31
FinesForfeituresRevenue	(R06)Gen-RentsLeasesandConcessions	New tesla charging stations.
ChargesforCurrentServices	(R07)PlanCheckingFees	Fee increase
ChargesforCurrentServices	(R11)StreetSidewalkandCurbRepairsCharges	Fee increase
MiscellaneousRevenues	(R01)Func-DevelopmentImpactFees	Less claims reimbursements
MiscellaneousRevenues	(R04)Func-ContributionsfromNongovernmentalSources	Less donations
GeneralGovernmentPublicSafety	(R13)CurrExp-Police	No ARPA this year.
GeneralGovernmentPublicSafety	(R29)CurrExp-DisasterPreparedness	ARPA in PY.
HealthCultureLeisure	(R07)CurrExp-SolidWaste	JPA Consultant Exp increase
HealthCultureLeisure	(R27)CurrExp-OtherCultureLeisure1	LG Theatre
DebtServiceCapitalOutlayGrandTotals	(R07)CurrExp-PublicSafety	Grant funded projects
DebtServiceCapitalOutlayGrandTotals	(R09)CurrExp-CommunityDevelopment	Parks purchases.
MajorObjectClassification	(R03)OtherEmployeeBenefits	Medical, Dental, and LTD.
MajorObjectClassification	(R07)OtherOperatingExpenditures	Fees, utilities, advertising, etc..
MajorObjectClassification	(R17)OtherCapitalOutlay	Consultation Services.
OtherFinancingSourcesChangeinFundBalance	(R09)ProceedsfromSaleofCapitalAssets	Sale of land/property
OtherFinancingSourcesChangeinFundBalance	(R12)TransfersIn	COVID Income Replacement
OtherFinancingSourcesChangeinFundBalance	(R13)TransfersOut	Covid Income Replacement
OtherFinancingSourcesChangeinFundBalance	(R13.5)OtherFinancingSources(Uses)Other	Subscriptions
ChangesNetPositionFiduciaryFund	(R24)Pri-OtherDeductions	Depreciation of assets within plan
ChangesNetPositionFiduciaryFund	(R30)Pri-NetPosition(Deficit)EndofFiscalYear	Prior year expenses were more than plan revenues
OtherLongTermDebt	(R16)PrincipalPaidinCurrentFiscalYear	(1_Energy Efficiency Loan) No interest on loan
OtherLongTermDebt	(R19)PrincipalOutstandingCurrentPortion	(1_Energy Efficiency Loan) No interest on loan
OtherLongTermDebt	(R21)InterestPaidinCurrentFiscalYear	(1_Energy Efficiency Loan) 0 interest PG&E loan
Service	(R01)Police	Volunteers support paid employees for police services
BalanceSheetGovernmentalFunds	(R01)CapProj-CashInvestments	Reduction caused by increase in capital project spending this year.
BalanceSheetGovernmentalFunds	(R02)Gen-Investments	More investment purchases.
BalanceSheetGovernmentalFunds	(R13)CapProj-OtherAssets1	Lease rec.
BalanceSheetGovernmentalFunds	(R13)Gen-OtherAssets1	Land held for sale.
BalanceSheetGovernmentalFunds	(R13)SpRev-OtherAssets1	Lease receivable.
BalanceSheetGovernmentalFunds	(R27)CapProj-OtherLiabilities1	Unearned Income.

BalanceSheetGovernmentalFunds	(R27)Gen-OtherLiabilities1	Unearned income.
BalanceSheetGovernmentalFunds	(R27)SpRev-OtherLiabilities1	Unearned Income.
BalanceSheetGovernmentalFunds	(R28)Gen-OtherLiabilities2	Accrued payroll and benefits.
BalanceSheetGovernmentalFunds	(R28)SpRev-OtherLiabilities2	Accrued benefits payable
BalanceSheetGovernmentalFunds	(R31)CapProj-DeferredInflowsofResources	Leases and unavailable revenue.
BalanceSheetGovernmentalFunds	(R31)SpRev-DeferredInflowsofResources	Lease.
ProprietaryFunds	(R41)IntrnServ-OtherCurrentLiabilities1	Subscription.
ProprietaryFunds	(R56)IntrnServ-NetPensionLiability	N/A
ProprietaryFunds	(R57)IntrnServ-NetOPEBLiability	N/A
ProprietaryFunds	(R58)IntrnServ-OtherNoncurrentLiabilities1	Claims Payable
ProprietaryFunds	(R59)IntrnServ-OtherNoncurrentLiabilities2	Subscription.
FiduciaryFunds	(R15.6)PriTrust-OtherCapitalAssetsNetofDepreciation	Debt
FiduciaryFunds	(R23.5)PriTrust-OtherCurrentLiabilities	Interest payable
FiduciaryFunds	(R24.7)PriTrust-OtherLongTermLiabilities	COP Debt
FiduciaryFunds	(R35)PriTrust-TotalNetPosition	Liabilities out number assets.

Total Footnote: 67

DRAFT