



**TOWN OF LOS GATOS
COUNCIL AGENDA REPORT**

MEETING DATE: 5/18/2021

ITEM NO: 6

DATE: May 12, 2021
TO: Mayor and Town Council
FROM: Laurel Prevetti, Town Manager
SUBJECT: Receive the Third Quarter Investment Report (January through March 2021) for Fiscal Year 2020/21.

RECOMMENDATION:

Receive the Third Quarter Investment Report (January through March 2021) for Fiscal Year 2020/21.

DISCUSSION:

As of March 31, 2021, the Town's weighted portfolio yield was 1.43% which trended above the Local Agency Investment Fund (LAIF) yield of 0.36%. This favorable yield differential was primarily due to the LAIF portfolio's weighted average maturity (WAM) of 220 days and the Town's longer WAM of 572 days. The Town's weighted average rate of return of 1.43% at the close of the third quarter was 52 basis points lower when compared to the third quarter return of 1.95% in 2020.

During the third quarter, with LAIF yields dropping steadily each month, staff in coordination with the Town's investment advisor began replacing maturing investments in shorter term maturities in the two to three year maturity range to capture current yields available that exceed the rates expected to be earned in the State Local Agency Investment Fund (LAIF) pool during that same time period. The State LAIF pool typically lags the market when current market yields are either increasing or decreasing. However, with LAIF's WAM of 220 days, staff continues to expect a steady decline in LAIF portfolio yields until the LAIF portfolio reflects the low short-term investment yields prevailing in the market.

The Federal Reserve (Fed) continues to confirm no expected change to its policy until late 2023. The Fed said it is committed to keeping the target range for the federal funds rate at 0% to 0.25% until "labor market conditions have reached levels consistent with the Committee's assessment of maximum employment."

PREPARED BY: Stephen Conway
Finance Director

Reviewed by: Town Manager, Assistant Town Manager, and Town Attorney

PAGE 2 OF 2

SUBJECT: Receive the Third Quarter Investment Report (January through March 2021) for
Fiscal Year 2020/21

DATE: May 13, 2021

The Fed's quarterly economic forecasts improved significantly reflecting the President's \$1.9 billion stimulus package and the accelerating pace of COVID-19 vaccinations. Unemployment is expected to fall below 4% by the end of calendar year 2022, compared to the Fed's previous estimate of 5.5%. The Fed also forecasts a gross domestic product (GDP) of 6.5%, which if achieved, would mean a recovery in GDP beyond the pre-pandemic levels. The forecast also anticipates that inflation could be approaching or at the Fed's annual target of 2%. In recent months, perceptions about potential inflation has led to Treasury yields rising dramatically. For example, on March 31, 2020, ten-year US Treasury notes were yielding .70% versus 1.74% on March 31, 2020.

To meet the Town's Investment Policy deadline for submittal of this report to the Town Council, staff was not able to provide this report to the Finance Commission prior to Town Council deadline. Staff plans on bringing this report to the Finance Commission for review in its June 2021 meeting. Staff's current goal is to have all subsequent Investment Reports available to the Finance Commission for review prior to submittal to the Town Council.

CONCLUSION:

Staff recommends that the Town Council receive the Third Quarter Investment Report (January through March 2021) for Fiscal Year 2020/21.

Attachment:

1. Third Quarter Investment Report for FY 2020/21 (January through March 2021)

**Town of Los Gatos
Summary Investment Information
March 31, 2021**

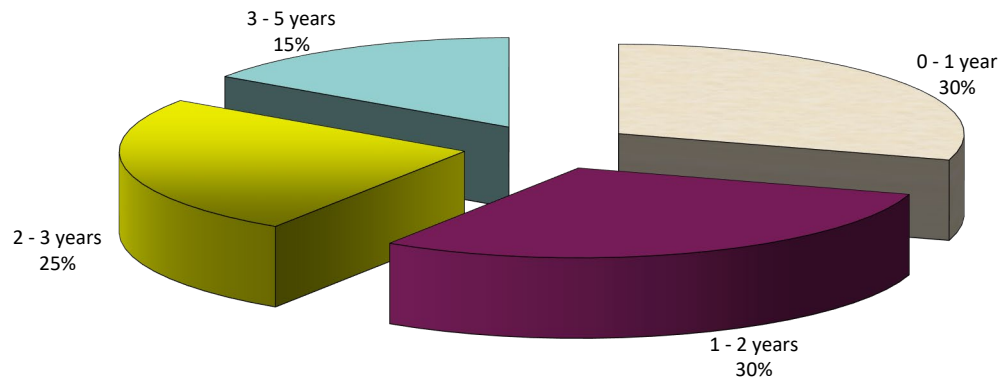
Weighted Average YTM Portfolio Yield: **1.43%** **Weighted Average Maturity (days)** **572**

Portfolio Balance	<u>This Month</u>	<u>Last Month</u>	<u>One year ago</u>
	\$63,051,470	\$62,768,611	\$68,160,286

Benchmarks/ References:

Town's Average Yield	1.43%	1.53%	1.95%
LAIF Yield for month	0.36%	0.41%	2.39%
3 mo. Treasury	0.02%	0.04%	2.44%
6 mo. Treasury	0.04%	0.05%	2.50%
2 yr. Treasury	0.16%	0.13%	2.52%
5 yr. Treasury (most recent)	0.94%	0.73%	2.51%
10 Yr. Treasury	1.74%	1.41%	2.72%

Portfolio Maturity Profile

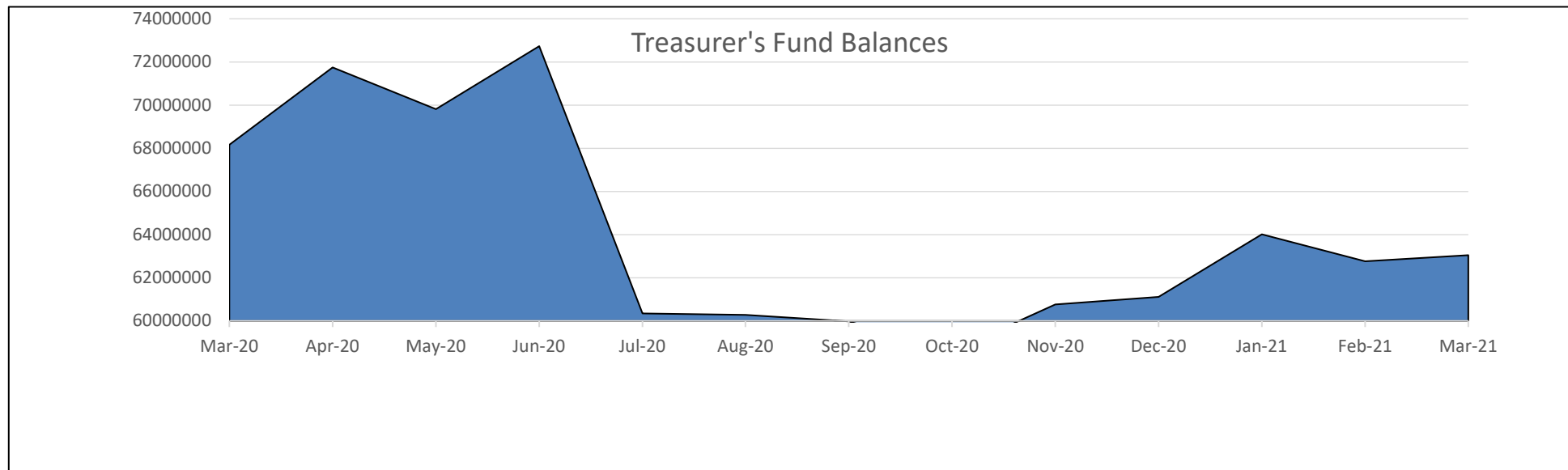
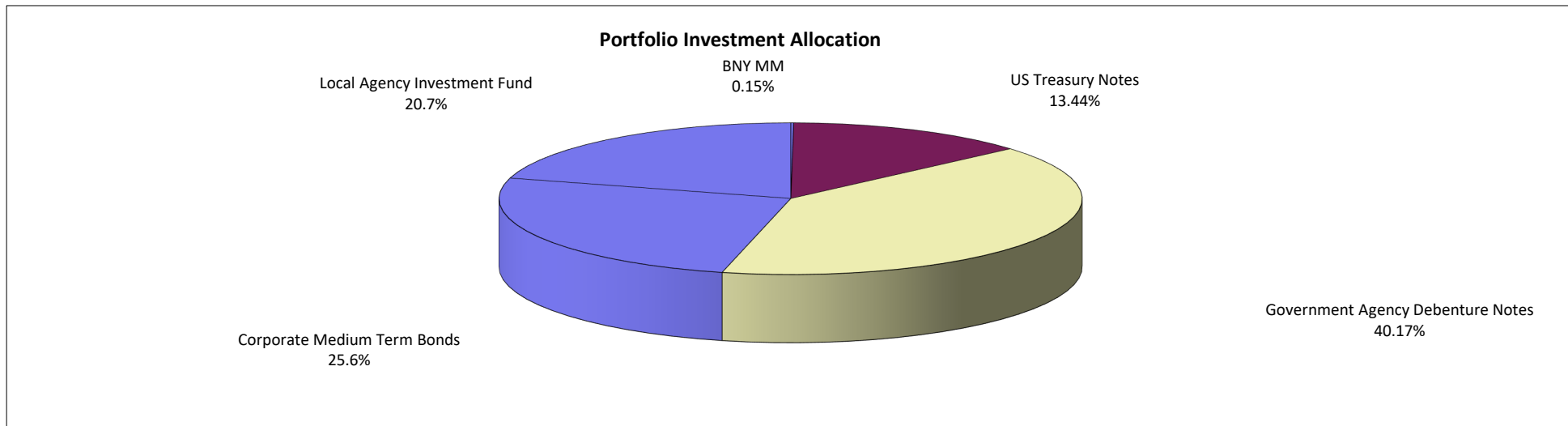


Compliance: The Town's investments are in compliance with the Town's investment policy dated November 3, 2020 and also in compliance with the requirements of Section 53601 of the California State Code. Based on the information available, the Town has sufficient funds to meet the cash demands for the next six months.

Town of Los Gatos
Portfolio Allocation & Treasurer's Fund Balances
March 31, 2021

	<u>Month</u>	<u>YTD</u>
Fund Balances - Beginning of Month/Period	\$62,768,611.02	\$72,729,892.43
Receipts	3,536,261.91	37,042,183.31
Disbursements	<u>(3,253,402.56)</u>	<u>(46,720,605.37)</u>
Fund Balances - End of Month/Period	<u>\$63,051,470.37</u>	<u>\$63,051,470.37</u>

<u>Portfolio Allocation:</u>	<u>% of Portfolio</u>	<u>Max. % Or \$ Allowed Per State Law or Policy</u>
BNY MM	\$88,696.50	0.15%
US Treasury Notes	\$7,723,416.42	13.44%
Government Agency Debenture Notes	\$23,078,639.75	40.17%
Corporate Medium Term Bonds	\$14,689,262.51	25.57%
Local Agency Investment Fund	\$11,866,415.40	20.66%
Subtotal - Investments	57,446,430.58	100.00%
Reconciled Demand Deposit Balances	<u>5,605,039.79</u>	
 Total Treasurer's Fund	 <u>\$63,051,470.37</u>	



Town of Los Gatos
Non-Treasury Restricted Fund Balances
March 31, 2021

	Beginning Balance	MAR 21 Deposits Realized Gain/Adj.	MAR 21 Interest/ Earnings	MAR 21 Withdrawals	Ending Balance	
Non-Treasury Funds:						
Cert. of Participation 2002 Series A Reserve Fund	\$ 686,251.00	\$ 5.32			\$ 686,256.32	Note 1
Cert. Of Participation 2010 Ser A Lease Pymt Fund	0.39				\$ 0.39	Note 1
Cert. of Participation 2002 Lease Payment Fund	19.71				\$ 19.71	Note 1
Cert. of Participation 2010 Series Reserve Fund	1,298,153.63	10.03			1,298,163.66	Note 2
Total Restricted Funds:	<u>\$ 1,984,424.73</u>	<u>\$15.35</u>	<u>\$0.00</u>	<u>\$0.00</u>	<u>\$1,984,440.08</u>	
CEPPT IRS Section 115 Trust	701,513.03	0.00	(1,833.99)		699,679.04	
Grand Total COP's and CEPPT Trust	<u>\$ 2,685,937.76</u>	<u>\$ 15.35</u>	<u>\$ (1,833.99)</u>	<u>\$ -</u>	<u>\$ 2,684,119.12</u>	

These accounts are not part of the Treasurer's fund balances reported elsewhere in this report, as they are for separate and distinct entities.

Note 1: The three original funds for the Certificates of Participation 2002 Series A consist of construction funds which will be expended over the next few years, reserve funds which will guarantee the payment of lease payments, and a third fund for the disbursement of lease payments and initial delivery costs.

Note 2: The 2010 COP Funds are all for the Library construction, reserves to guarantee lease payments, and a lease payment fund for the life of the COP issue. The COI fund was closed in September 2010.

Note 3: The CEPPT Section IRS Section 115 Trust was established as an irrevocable trust dedicated to accumulate resources to fund the Town's unfunded liabilities related to pension and other pc

Town of Los Gatos
Statement of Interest Earned
March 31, 2021

Interest by Month

July 2020	\$78,263.77
August 2020	78,263.76
September 2020	75,077.38
October 2020	71,634.00
November 2020	68,018.31
December 2020	70,285.58
January 2021	69,933.93
February 2021	60,470.54
March 2021	65,158.26
April 2021	
May 2021	
June 2021	

\$637,105.53

**Town of Los Gatos Investment Schedule March
2021**

Institution	CUSIP #	Security	Deposit Date	Par Value	Original Cost	Market Value	Purchased Interest	Maturity Date or Call Date	Yield to Maturity or Call	Interest Received to Date	Interest Earned Prior Yrs.	Interest Earned Current FY	Days to Maturity
Treasury	912828WR7	US Treasury Note	4/2/2019	1,000,000.00	995,625.00	1,005,107.30		6/30/2021	2.33%	\$ 37,099.45	\$ 28,917.32	\$ 17,413.95	91
Toyota Motor Credit	89236TDP7	Corporate Bond	05/20/19	1,100,000.00	1,102,596.00	1,119,713.64		1/11/2022	2.50%	\$ 46,951.67	\$ 30,798.33	\$ 20,734.01	286
Toyota Motor Credit	89236TCZ6	Corporate Bond	3/13/2020	500,000.00	504,440.00	500,068.71		4/8/2021	1.06%	\$ 5,409.72	\$ 1,599.24	\$ 4,020.10	8
FFCB	3133EKM1	Gov. Agency Debenture	8/2/2019	1,000,000.00	1,014,400.00	1,052,236.19		2/23/2024	1.90%	\$ 40,325.83	\$ 17,466.66	\$ 14,371.97	1059
FFCB	3133EMBE1	Gov. Agency Debenture	10/8/2020	1,600,000.00	1,598,000.00	1,596,851.73		3/28/2024	0.34%	\$ 2,253.34	\$ -	\$ 2,562.88	1093
FFCB	3133EMCQ3	Gov. Agency Debenture	10/16/2020	2,000,000.00	1,998,000.00	1,996,980.86	46.67	10/13/2024	0.31%	\$ (46.67)	\$ -	\$ 2,774.56	1292
BankAmerica Corp	06051GHC6	Corporate Bond	10/9/2020	1,300,000.00	1,366,287.00	1,352,013.98		12/20/2023	0.66%	\$ 7,701.92	\$ -	\$ 8,682.97	994
IBM	459200HG9	Corporate Bond	8/8/2019	1,000,000.00	995,010.00	1,022,156.96		8/1/2022	2.05%	\$ 27,760.42	\$ 18,296.32	\$ 15,330.86	488
IBM	459200JY8	Corporate Bond	3/25/2021	1,000,000.00	1,071,040.00	1,072,161.60	10,833.33	5/15/2024	0.71%	\$ (10,833.33)	\$ -	\$ 121.54	1141
US Treasury	912828R28	US Treasury Note	7/2/2019	500,000.00	497,246.09	514,902.35		4/30/2023	1.77%	\$ 10,796.54	\$ 8,819.78	\$ 6,639.07	760
American Express	0258M0EB1	Corporate Bond	2/11/2020	1,000,000.00	1,007,210.00	1,000,000.00		4/4/2021	1.66%	\$ 16,500.00	\$ 6,215.30	\$ 12,164.24	4
Freddie Mac	3137EAEN5	Gov. Agency Debenture	7/19/2019	2,000,000.00	2,072,358.00	2,112,171.58		6/19/2023	1.79%	\$ 77,916.67	\$ 34,741.74	\$ 27,432.96	810
FFCB	3133EKVF0	Gov. Agency Debenture	7/22/2019	1,000,000.00	999,630.00	1,030,850.95		1/17/2023	1.89%	\$ 27,864.58	\$ 17,771.06	\$ 14,154.86	657
Treasury	912828L57	US Treasury Note	7/2/2019	1,200,000.00	1,197,988.40	1,229,015.63		9/30/2022	2.09%	\$ 35,516.39	\$ 20,385.25	\$ 16,237.09	548
Freddie Mac	3137EADB2	Gov. Agency Debenture	1/17/2020	2,100,000.00	2,132,039.70	2,137,786.29		1/13/2022	2.12%	\$ 49,320.84	\$ 15,274.50	\$ 25,364.93	288
US Treasury	912828Y20	Gov. Agency Debenture	1/31/2020	1,000,000.00	1,016,601.56	1,007,500.00		7/15/2021	1.47%	\$ 25,096.16	\$ 6,138.62	\$ 11,138.95	106
American Honda	02665WCZ2	Corporate Bond	11/27/2019	1,000,000.00	1,012,410.01	1,048,106.99		6/27/2024	2.12%	\$ 36,733.34	\$ 12,601.45	\$ 15,985.17	1184
JP Morgan Chase	46625HJE1	Gov. Agency Debenture	2/11/2020	900,000.00	934,587.00	938,944.32		9/23/2022	1.74%	\$ 32,662.50	\$ 6,148.83	\$ 12,034.14	541
Honeywell Int'l.	438516BW5	Corporate Bond	11/20/2019	1,000,000.00	1,014,660.00	1,058,358.32		7/15/2024	1.64%	\$ 27,983.33	\$ 12,127.88	\$ 14,901.52	1202
Caterpillar Financial Serv	14913Q2V0	Corporate Bond	2/23/2021	1,000,000.00	1,077,370.00	1,067,200.30	7,600.00	5/17/2024	0.44%	\$ (7,600.00)	\$ -	\$ 448.52	1143
FNMA	3135G0V75	Gov. Agency Debenture	10/17/2019	1,100,000.00	1,105,833.30	1,147,185.09		7/2/2024	1.63%	\$ 23,581.25	\$ 12,682.51	\$ 13,521.43	1189
US Bancorp	91159HHV5	Corporate Bond	12/24/2019	1,000,000.00	1,049,040.00	1,076,342.29		1/5/2024	2.12%	\$ 37,593.75	\$ 11,183.73	\$ 16,213.44	1010
FHLB	3133834G3	Gov. Agency Debenture	3/11/2021	1,400,000.00	1,460,522.00	1,458,887.99	7,602.78	6/9/2023	0.19%	\$ (7,602.78)	\$ -	\$ 153.99	800
FFCB	3133EKQA7	Gov. Agency Debenture	10/21/2019	1,000,000.00	1,019,780.00	1,054,587.34		9/10/2024	1.66%	\$ 28,831.11	\$ 11,615.55	\$ 12,579.69	1259
PNC Financial	693476BN2	Corporate Bond	8/15/2019	1,000,000.00	1,029,280.00	1,025,568.15		2/6/2022	2.12%	\$ 51,608.33	\$ 18,589.78	\$ 15,917.50	312
FHLB	313379Q69	Gov. Agency Debenture	7/22/2019	1,000,000.00	1,006,960.00	1,023,775.49		6/10/2022	1.87%	\$ 29,395.83	\$ 17,755.82	\$ 14,142.72	436
FNMA	3135G0V59	Gov. Agency Debenture	11/27/2019	1,540,000.00	1,562,924.44	1,574,114.56		4/12/2022	1.61%	\$ 30,318.75	\$ 14,793.93	\$ 18,766.37	377
JP Morgan Chase	46625HJT8	Corporate Bond	9/23/2019	1,400,000.00	1,485,414.00	1,524,873.66		2/1/2024	2.39%	\$ 73,538.89	\$ 26,688.85	\$ 26,024.01	1037
American Honda	02665WDH1	Corporate Bond	2/14/2020	600,000.00	603,756.00	617,445.25		5/10/2023	1.75%	\$ 10,595.00	\$ 3,955.80	\$ 7,911.60	770
FHLB	3130AABG2	US Treasury Note	4/15/2019	1,000,000.00	988,250.00	1,011,913.79		11/29/2021	2.34%	\$ 30,416.67	\$ 28,121.02	\$ 17,432.49	243
FNMA	3135G0Q89	Gov. Agency Debenture	2/10/2020	1,000,000.00	998,702.00	1,006,710.42		10/7/2021	1.38%	\$ 9,052.08	\$ 5,614.15	\$ 10,909.77	190
FHLB	3130ALH98	Gov. Agency Debenture	2/26/2021	1,000,000.00	997,610.00	996,437.65		2/26/2024	0.33%	\$ -	\$ -	\$ 298.05	1062
Treasury	912828M80	US Treasury Note	7/22/2019	1,000,000.00	1,006,175.23	1,030,781.25		11/30/2022	1.81%	\$ 27,158.47	\$ 17,118.04	\$ 13,634.71	609
Treasury	912828U57	US Treasury Note	7/31/2019	1,000,000.00	1,011,875.00	1,049,179.69		11/30/2023	1.84%	\$ 28,333.33	\$ 16,990.40	\$ 13,896.62	974
Treasury	912828X70	US Treasury Note	12/30/2019	1,000,000.00	1,010,589.29	1,049,375.00		4/30/2024	1.75%	\$ 18,703.30	\$ 9,805.98	\$ 14,682.18	1126
Treasury	912828XT2	US Treasury Note	10/31/2019	1,000,000.00	1,015,667.41	1,049,921.88		5/31/2024	1.64%	\$ 21,639.34	\$ 11,040.77	\$ 12,449.26	1157
Wells Fargo	94988J6A0	Corporate Bond	6/24/2020	1,350,000.00	1,370,749.50	1,360,281.86		9/9/2021	0.80%	\$ 18,912.83	\$ 163.99	\$ 7,488.78	162
FFCB	3133EJ3Q0	Gov. Agency Debenture	8/28/2019	1,500,000.00	1,587,503.75	1,603,501.74		12/21/2023	2.12%	\$ 56,661.46	\$ 19,226.80	\$ 17,160.07	995
Freddie Mac	3133EKK2	Gov. Agency Debenture	6/24/2019	1,550,000.00	1,573,188.00	1,610,287.33		2/8/2023	1.82%	\$ 65,293.75	\$ 29,033.70	\$ 21,385.03	679
Subtotal				\$ 44,640,000.00	\$ 45,491,318.68	\$ 46,133,298.13	\$ 26,082.78			\$ 1,043,444.06	\$ 491,683.08	\$ 497,081.99	
BNY MM		Money Market			88,696.50	88,696.50			0.00%				1
LAIF		State Investment Pool			11,866,415.40	11,866,415.40			0.36%			54,178.42	1
					\$57,446,430.58	\$58,088,410.03				\$ 1,043,444.06	\$ 491,683.08	\$ 551,260.41	

<u>Matured Assets</u>													
FNMA	3133EHY9	Gov. Agency Debenture	9/21/2017	1,300,000.00	1,295,866.00			9/14/2020	1.61%	\$ 58,120.83	\$ 57,964.67	\$ 4,348.78	
FFCB	3133ELV3	Gov. Agency Debenture	4/8/2020	1,600,000.00	1,600,000.00			10/8/2020	0.93%	\$ 7,600.00	\$ 3,456.44	\$ 4,164.38	
FNMA	3136G0AW1	Gov. Agency Debenture	12/13/2017	2,000,000.00	2,017,900.00			10/16/2020	2.02%	\$ 133,558.33	\$ 103,715.85	\$ 12,044.42	
BankAmerica Corp	06051GGS2	Corporate Bond	4/30/2020	1,300,000.00	1,302,314.00			10/1/2020	1.21%	\$ 12,694.08	\$ 4,141.23	\$ 6,313.69	
Disney	254687CK0	Corporate Bond	3/4/2020	1,000,000.00	1,029,080.00			2/15/2021	1.39%	\$ 42,625.00	\$ 4,687.49	\$ 9,136.62	
FNMA	3135G0J20	Gov. Agency Debenture	2/10/2020	1,000,000.00	998,882.00			2/26/2021	1.48%	\$ 14,361.11	\$ 5,724.31	\$ 9,784.10	
FFCB	3133EKCS3	Gov. Agency Debenture	3/21/2019	1,400,000.00	1,403,262.00			3/11/2021	2.43%	\$ 70,408.33	\$ 43,563.60	\$ 23,694.12	
Oracle	68389XBL8	Corporate Bond	7/8/2019	1,000,000.00	1,008,880.00			3/25/2021	2.18%	\$ 40,466.67	\$ 21,374.17	\$ 16,359.00	

Total Investments "Matured"												\$ 85,845.12	
Total Interest FY 20_21 Matured and Current												\$ 637,105.53	

Maturity Profile		Amount
0-1 year		\$23,100,605.66
1-2 years		\$9,276,463.07
2-3 years		\$14,744,011.84
3-5 years		\$ 10,325,350.01
		<u>\$57,446,430.58</u>

Market to Cost Position Report

Institution	Amortized Cost
BNY Assets	\$45,491,318.68
BNY MM	88,696.50
LAIF	11,866,415.40
Totals:	<u>\$57,446,430.58</u>

**Town of Los Gatos
Summary Investment Information
February 28, 2021**

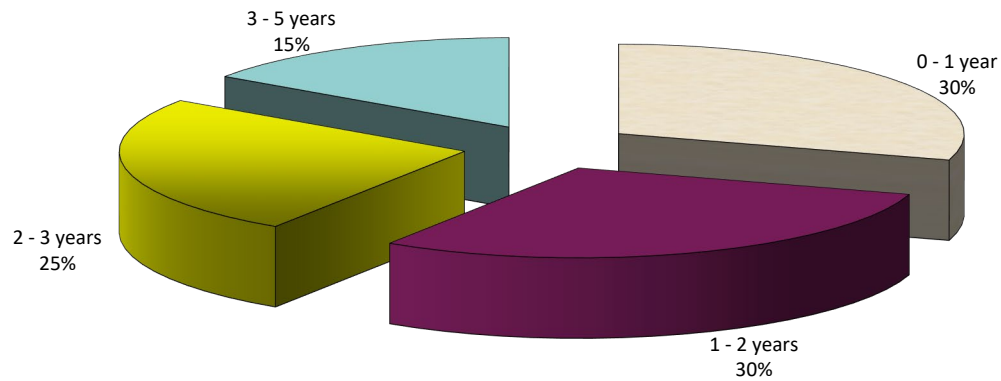
Weighted Average YTM Portfolio Yield: **1.53%** **Weighted Average Maturity (days)** **571**

	<u>This Month</u>	<u>Last Month</u>	<u>One year ago</u>
Portfolio Balance	\$62,768,611	\$64,003,778	\$67,400,124

Benchmarks/ References:

Town's Average Yield	1.53%	1.62%	1.91%
LAIF Yield for month	0.41%	0.46%	1.91%
3 mo. Treasury	0.04%	0.06%	1.56%
6 mo. Treasury	0.05%	0.07%	1.54%
2 yr. Treasury	0.13%	0.11%	1.32%
5 yr. Treasury (most recent)	0.73%	0.42%	1.32%
10 Yr. Treasury	1.41%	1.07%	1.51%

Portfolio Maturity Profile

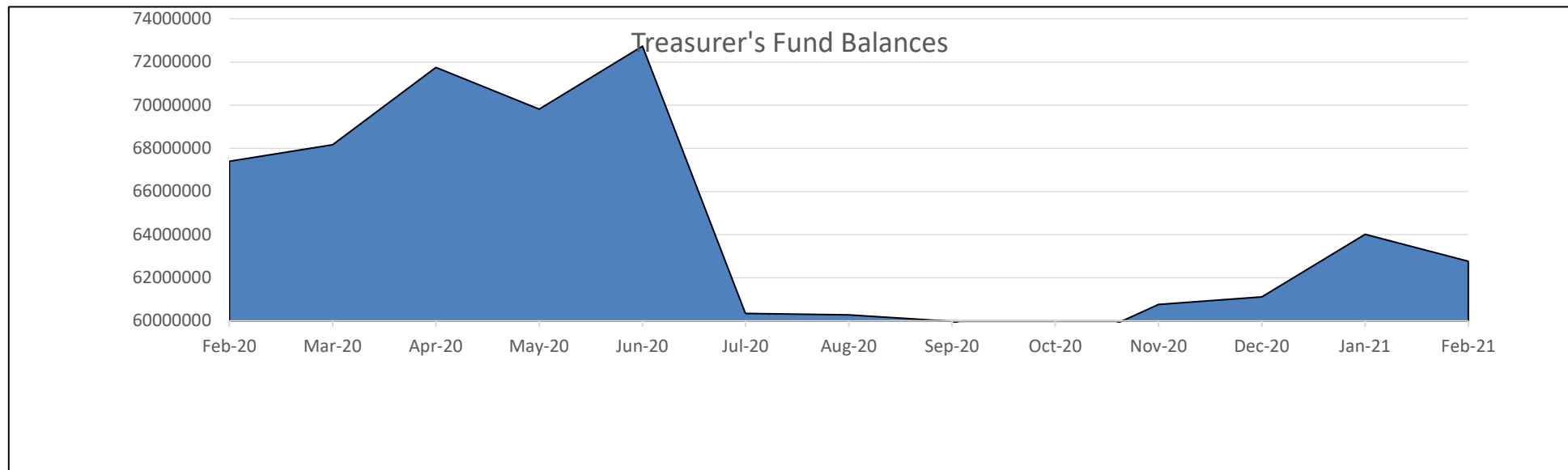
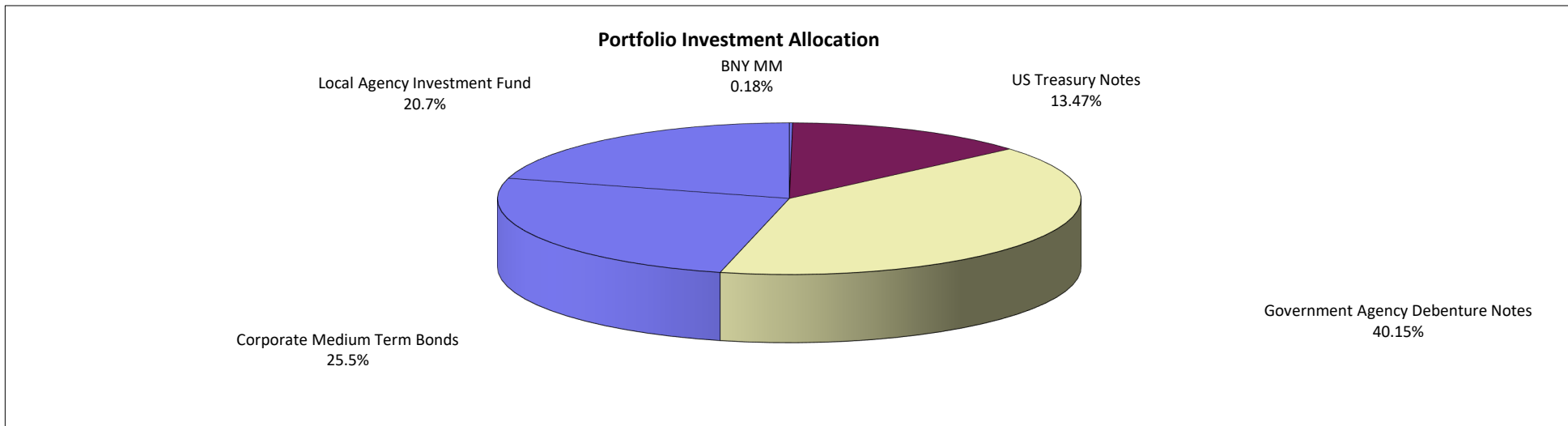


Compliance: The Town's investments are in compliance with the Town's investment policy dated November 3, 2020 and also in compliance with the requirements of Section 53601 of the California State Code. Based on the information available, the Town has sufficient funds to meet the cash demands for the next six months.

Town of Los Gatos
Portfolio Allocation & Treasurer's Fund Balances
February 28, 2021

	<u>Month</u>	<u>YTD</u>
Fund Balances - Beginning of Month/Period	\$64,003,777.85	\$72,729,892.43
Receipts	2,458,236.55	33,505,921.40
Disbursements	<u>(3,693,403.38)</u>	<u>(43,467,202.81)</u>
Fund Balances - End of Month/Period	<u>\$62,768,611.02</u>	<u>\$62,768,611.02</u>

<u>Portfolio Allocation:</u>		<u>% of Portfolio</u>	<u>Max. % Or \$ Allowed Per State Law or Policy</u>
BNY MM	\$101,996.51	0.18%	20% of Town Portfolio
US Treasury Notes	\$7,723,416.42	13.47%	No Max. on US Treasuries
Government Agency Debenture Notes	\$23,021,379.75	40.15%	No Max. on Non-Mortgage Backed
Corporate Medium Term Bonds	\$14,627,102.51	25.51%	30% of Town Portfolio
Local Agency Investment Fund	\$11,866,415.40	20.69%	\$75 M per State Law
Subtotal - Investments	57,340,310.59	100.00%	
Reconciled Demand Deposit Balances	<u>5,428,300.43</u>		
 Total Treasurer's Fund	 <u>\$62,768,611.02</u>		



Town of Los Gatos
Non-Treasury Restricted Fund Balances
February 28, 2021

	Beginning Balance	FEB 21 Deposits Realized Gain/Adj.	FEB 21 Interest/ Earnings	FEB 21 Withdrawals	Ending Balance	
Non-Treasury Funds:						
Cert. of Participation 2002 Series A Reserve Fund	\$ 686,264.82		\$ 5.89	\$ 19.71	\$ 686,251.00	Note 1
Cert. Of Participation 2010 Ser A Lease Pymt Fund	315,989.59	0.00	0.39	315,989.59	\$ 0.39	Note 1
Cert. of Participation 2002 Lease Payment Fund	35.41	141,146.80	0.00	141,162.50	\$ 19.71	Note 1
Cert. of Participation 2010 Series Reserve Fund	1,298,142.53		11.10		1,298,153.63	Note 2
Total Restricted Funds:	<u>\$ 2,300,432.35</u>	<u>\$141,146.80</u>	<u>\$17.38</u>	<u>\$457,171.80</u>	<u>\$1,984,424.73</u>	
CEPPT IRS Section 115 Trust	705,301.74	0.00	(3,788.71)		701,513.03	
Grand Total COP's and CEPPT Trust	<u>\$ 3,005,734.09</u>	<u>\$ 141,146.80</u>	<u>\$ (3,771.33)</u>	<u>\$ 457,171.80</u>	<u>\$ 2,685,937.76</u>	

These accounts are not part of the Treasurer's fund balances reported elsewhere in this report, as they are for separate and distinct entities.

Note 1: The three original funds for the Certificates of Participation 2002 Series A consist of construction funds which will be expended over the next few years, reserve funds which will guarantee the payment of lease payments, and a third fund for the disbursement of lease payments and initial delivery costs.

Note 2: The 2010 COP Funds are all for the Library construction, reserves to guarantee lease payments, and a lease payment fund for the life of the COP issue. The COI fund was closed in September 2010.

Note 3: The CEPPT Section IRS Section 115 Trust was established as an irrevocable trust dedicated to accumulate resources to fund the Town's unfunded liabilities related to pension and other pc

Town of Los Gatos
Statement of Interest Earned
February 28, 2021

Interest by Month

July 2020	\$78,263.77
August 2020	78,263.76
September 2020	75,077.38
October 2020	71,634.00
November 2020	68,018.31
December 2020	70,285.58
January 2021	69,933.93
February 2021	60,470.54
March 2021	
April 2021	
May 2021	
June 2021	

\$571,947.27

**Town of Los Gatos Investment Schedule February
2021**

Institution	CUSIP #	Security	Deposit Date	Par Value	Original Cost	Market Value	Purchased Interest	Maturity Date or Call Date	Yield to Maturity or Call	Interest Received to Date	Interest Earned Prior Yrs.	Interest Earned Current FY	Days to Maturity
Treasury	912828WR7	US Treasury Note	4/2/2019	1,000,000.00	995,625.00	1,008,359.38		6/30/2021	2.33%	\$ 37,099.45	\$ 28,917.32	\$ 15,443.75	122
Toyota Motor Credit	892367DP7	Corporate Bond	05/20/19	1,100,000.00	1,102,596.00	1,123,368.21		1/11/2022	2.50%	\$ 46,951.67	\$ 30,798.33	\$ 18,388.19	317
Toyota Motor Credit	892367TCZ6	Corporate Bond	3/13/2020	500,000.00	504,440.00	501,596.50		4/8/2021	1.06%	\$ 5,409.72	\$ 1,599.24	\$ 3,565.27	39
FFCB	3133EKMX1	Gov. Agency Debenture	8/2/2019	1,000,000.00	1,014,400.00	1,060,713.62		2/23/2024	1.90%	\$ 40,325.83	\$ 17,466.66	\$ 12,745.94	1090
FFCB	3133EMBE1	Gov. Agency Debenture	10/8/2020	1,600,000.00	1,598,000.00	1,600,019.34	146.66	3/28/2024	0.34%	\$ (146.66)	\$ -	\$ 2,106.28	1124
FFCB	3133EMCQ3	Gov. Agency Debenture	10/16/2020	2,000,000.00	1,998,000.00	2,000,331.92	46.67	10/13/2024	0.31%	\$ (46.67)	\$ -	\$ 2,256.42	1323
BankAmerica Corp	06051GHC6	Corporate Bond	10/9/2020	1,300,000.00	1,366,287.00	1,361,820.69		12/20/2023	0.66%	\$ 7,701.92	\$ -	\$ 7,127.06	1025
IBM	459200HG9	Corporate Bond	8/8/2019	1,000,000.00	995,010.00	1,026,776.43		8/1/2022	2.05%	\$ 27,760.42	\$ 18,296.32	\$ 13,596.35	519
Oracle	68389XBL8	Corporate Bond	7/8/2019	1,000,000.00	1,008,880.00	1,049,644.34		7/15/2023	2.18%	\$ 28,466.67	\$ 21,374.17	\$ 14,508.16	867
US Treasury	912828R28	US Treasury Note	7/2/2019	500,000.00	497,246.09	516,582.03		4/30/2023	1.77%	\$ 10,796.54	\$ 8,819.78	\$ 5,887.93	791
American Express	0258M0EB1	Corporate Bond	2/11/2020	1,000,000.00	1,007,210.00	1,003,527.39		4/4/2021	1.66%	\$ 16,500.00	\$ 6,215.30	\$ 10,787.99	35
Freddie Mac	3137EAEN5	Gov. Agency Debenture	7/19/2019	2,000,000.00	2,072,358.00	2,123,468.98		6/19/2023	1.79%	\$ 77,916.67	\$ 34,741.74	\$ 24,329.23	841
FFCB	3133EKVF0	Gov. Agency Debenture	7/22/2019	1,000,000.00	999,630.00	1,033,886.89		1/17/2023	1.89%	\$ 27,864.58	\$ 17,771.06	\$ 12,553.39	688
Treasury	912828L57	US Treasury Note	7/2/2019	1,200,000.00	1,197,988.40	1,232,484.37		9/30/2022	2.09%	\$ 25,016.39	\$ 20,385.25	\$ 14,400.05	579
Freddie Mac	3137EADB2	Gov. Agency Debenture	1/17/2020	2,100,000.00	2,132,039.70	2,145,434.45		1/13/2022	2.12%	\$ 49,320.84	\$ 15,274.50	\$ 22,495.17	319
US Treasury	912828Y20	Gov. Agency Debenture	1/31/2020	1,000,000.00	1,016,601.56	1,011,523.44		7/15/2021	1.47%	\$ 25,096.16	\$ 6,138.62	\$ 9,878.70	137
American Honda	02665WCZ2	Corporate Bond	11/27/2019	1,000,000.00	1,012,410.01	1,061,498.20		6/27/2024	2.12%	\$ 36,733.34	\$ 12,601.45	\$ 14,176.63	1215
JP Morgan Chase	46625HJE1	Gov. Agency Debenture	2/11/2020	900,000.00	934,587.00	943,920.76		9/23/2022	1.74%	\$ 18,037.50	\$ 6,148.83	\$ 10,672.62	572
Honeywell Int'l.	438516BW5	Corporate Bond	11/20/2019	1,000,000.00	1,014,660.00	1,064,470.00		7/15/2024	1.64%	\$ 27,983.33	\$ 12,127.88	\$ 13,215.58	1233
Caterpillar Financial Serv	14913Q2V0	Corporate Bond	2/23/2021	1,000,000.00	1,077,370.00	1,000,892.47	7,600.00	5/17/2024	0.44%	\$ (7,600.00)	\$ -	\$ 62.29	1174
FNMA	3135G0V75	Gov. Agency Debenture	10/17/2019	1,100,000.00	1,105,833.30	1,156,224.11		7/2/2024	1.63%	\$ 23,581.25	\$ 12,682.51	\$ 11,991.63	1220
US Bancorp	91159HHV5	Corporate Bond	12/24/2019	1,000,000.00	1,049,040.00	1,084,379.60		1/5/2024	2.12%	\$ 37,593.75	\$ 11,183.73	\$ 14,379.08	1041
FFCB	3133EKCS3	Gov. Agency Debenture	3/21/2019	1,400,000.00	1,403,262.00	1,403,856.62		3/11/2021	2.43%	\$ 52,558.33	\$ 43,563.60	\$ 22,668.00	11
FFCB	3133EKQA7	Gov. Agency Debenture	10/21/2019	1,000,000.00	1,019,780.00	1,063,683.87		9/10/2024	1.66%	\$ 18,431.11	\$ 11,615.55	\$ 11,156.44	1290
PNC Financial	693476BN2	Corporate Bond	8/15/2019	1,000,000.00	1,029,280.00	1,030,736.62		2/6/2022	2.12%	\$ 35,108.33	\$ 18,589.78	\$ 14,116.62	343
FHLB	313379Q69	Gov. Agency Debenture	7/22/2019	1,000,000.00	1,006,960.00	1,027,220.20		6/10/2022	1.87%	\$ 29,395.83	\$ 17,755.82	\$ 12,542.63	467
FNMA	3135G0V59	Gov. Agency Debenture	11/27/2019	1,540,000.00	1,562,924.44	1,580,859.80		4/12/2022	1.61%	\$ 30,318.75	\$ 14,793.93	\$ 16,643.17	408
JP Morgan Chase	46625HJT8	Corporate Bond	9/23/2019	1,400,000.00	1,485,414.00	1,538,465.28		2/1/2024	2.39%	\$ 73,538.89	\$ 26,688.85	\$ 23,079.68	1068
American Honda	02665WDH1	Corporate Bond	2/14/2020	600,000.00	603,756.00	621,466.78		5/10/2023	1.75%	\$ 10,595.00	\$ 3,955.80	\$ 7,016.49	801
FHLB	3130AABG2	US Treasury Note	4/15/2019	1,000,000.00	988,250.00	1,014,728.74		11/29/2021	2.34%	\$ 30,416.67	\$ 28,121.02	\$ 15,460.20	274
FNMA	3135G0Q89	Gov. Agency Debenture	2/10/2020	1,000,000.00	998,702.00	1,008,790.09		10/7/2021	1.38%	\$ 9,052.08	\$ 5,614.15	\$ 9,675.46	221
FHLB	3130ALH98	Gov. Agency Debenture	2/26/2021	1,000,000.00	997,610.00	1,001,530.00		2/26/2024	0.33%	\$ -	\$ -	\$ 18.06	1093
Treasury	912828M80	US Treasury Note	7/22/2019	1,000,000.00	1,006,175.23	1,034,296.88		11/30/2022	1.81%	\$ 27,158.47	\$ 17,118.04	\$ 12,092.10	640
Treasury	912828U57	US Treasury Note	7/31/2019	1,000,000.00	1,011,875.00	1,055,390.62		11/30/2023	1.84%	\$ 28,333.33	\$ 16,990.40	\$ 12,324.38	1005
Treasury	912828X70	US Treasury Note	12/30/2019	1,000,000.00	1,010,589.29	1,057,617.19		4/30/2024	1.75%	\$ 18,703.30	\$ 9,805.98	\$ 13,021.06	1157
Treasury	912828XT2	US Treasury Note	10/31/2019	1,000,000.00	1,015,667.41	1,058,750.00		5/31/2024	1.64%	\$ 21,639.34	\$ 11,040.77	\$ 11,040.77	1188
Wells Fargo	94988J6A0	Corporate Bond	6/24/2020	1,350,000.00	1,370,749.50	1,364,386.87		9/9/2021	0.80%	\$ 5,357.48	\$ 163.99	\$ 6,641.51	193
FFCB	3133EJ3Q0	Gov. Agency Debenture	8/28/2019	1,500,000.00	1,587,503.75	1,614,392.84		12/21/2023	2.12%	\$ 56,661.46	\$ 19,226.80	\$ 15,218.60	1026
Freddie Mac	3133EKKT2	Gov. Agency Debenture	6/24/2019	1,550,000.00	1,573,188.00	1,615,116.40		2/8/2023	1.82%	\$ 65,293.75	\$ 29,033.70	\$ 18,965.56	710

Subtotal			\$ 44,640,000.00	\$ 45,371,898.68	\$ 46,202,211.92	\$ 7,793.33		\$ 1,074,924.82	\$ 556,620.85	\$ 476,248.44
----------	--	--	------------------	------------------	------------------	-------------	--	-----------------	---------------	---------------

BNY MM	Money Market			101,996.51	101,996.51			0.00%			1
LAIF	State Investment Pool			11,866,415.40	11,866,415.40			0.41%		49,906.83	1

			\$57,340,310.59	\$58,170,623.83				\$ 1,074,924.82	\$ 556,620.85	\$ 526,155.28
--	--	--	------------------------	------------------------	--	--	--	------------------------	----------------------	----------------------

Matured Assets													
FNMA	3133EHYM9	Gov. Agency Debenture	9/21/2017	1,300,000.00	1,295,866.00			9/14/2020	1.61%	\$ 58,120.83	\$ 57,964.67	\$ 4,348.78	
FFCB	3133ELVV3	Gov. Agency Debenture	4/8/2020	1,600,000.00	1,600,000.00			10/8/2020	0.93%	\$ 7,600.00	\$ 3,456.44	\$ 4,164.38	
FNMA	3136G0AW1	Gov. Agency Debenture	12/13/2017	2,000,000.00	2,017,900.00			10/16/2020	2.02%	\$ 133,558.33	\$ 103,715.85	\$ 12,044.42	
BankAmerica Corp	06051GGS2	Corporate Bond	4/30/2020	1,300,000.00	1,302,314.00			10/1/2020	1.21%	\$ 12,694.08	\$ 4,141.23	\$ 6,313.69	
Disney	254687CK0	Corporate Bond	3/4/2020	1,000,000.00	1,029,080.00			2/15/2021	1.39%	\$ 42,625.00	\$ 4,687.49	\$ 9,136.62	
FNMA	3135G0J20	Gov. Agency Debenture	2/10/2020	1,000,000.00	998,882.00			2/26/2021	1.48%	\$ 14,361.11	\$ 5,724.31	\$ 9,784.10	0

Total Investments "Matured"											\$ 45,792.00
-----------------------------	--	--	--	--	--	--	--	--	--	--	--------------

Total Interest FY 20_21 Matured and Current											\$ 571,947.27
---	--	--	--	--	--	--	--	--	--	--	---------------

Maturity Profile	Amount
0-1 year	\$24,517,167.67
1-2 years	\$9,276,463.07
2-3 years	\$12,694,369.84
3-5 years	\$ 10,852,310.01
	<u>\$57,340,310.59</u>

Market to Cost Position Report

Institution	Amortized Cost
BNY Assets	\$45,371,898.68
BNY MM	101,996.51
LAIF	11,866,415.40
Totals:	<u>\$57,340,310.59</u>

**Town of Los Gatos
Summary Investment Information
January 31, 2021**

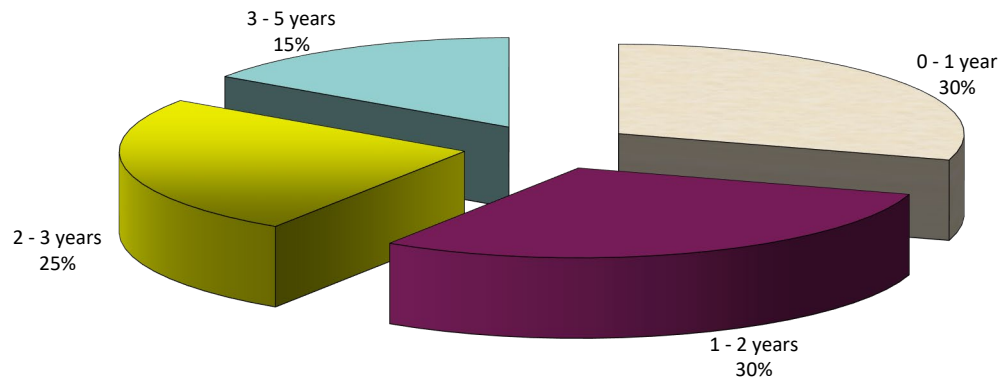
Weighted Average YTM Portfolio Yield: **1.62%** **Weighted Average Maturity (days)** **554**

	<u>This Month</u>	<u>Last Month</u>	<u>One year ago</u>
Portfolio Balance	\$64,003,778	\$61,118,129	\$63,890,429

Benchmarks/ References:

Town's Average Yield	1.62%	1.62%	1.93%
LAIF Yield for month	0.46%	0.54%	2.04%
3 mo. Treasury	0.06%	0.09%	1.55%
6 mo. Treasury	0.07%	0.09%	1.59%
2 yr. Treasury	0.11%	0.12%	1.57%
5 yr. Treasury (most recent)	0.42%	0.36%	1.69%
10 Yr. Treasury	1.07%	0.92%	1.69%

Portfolio Maturity Profile

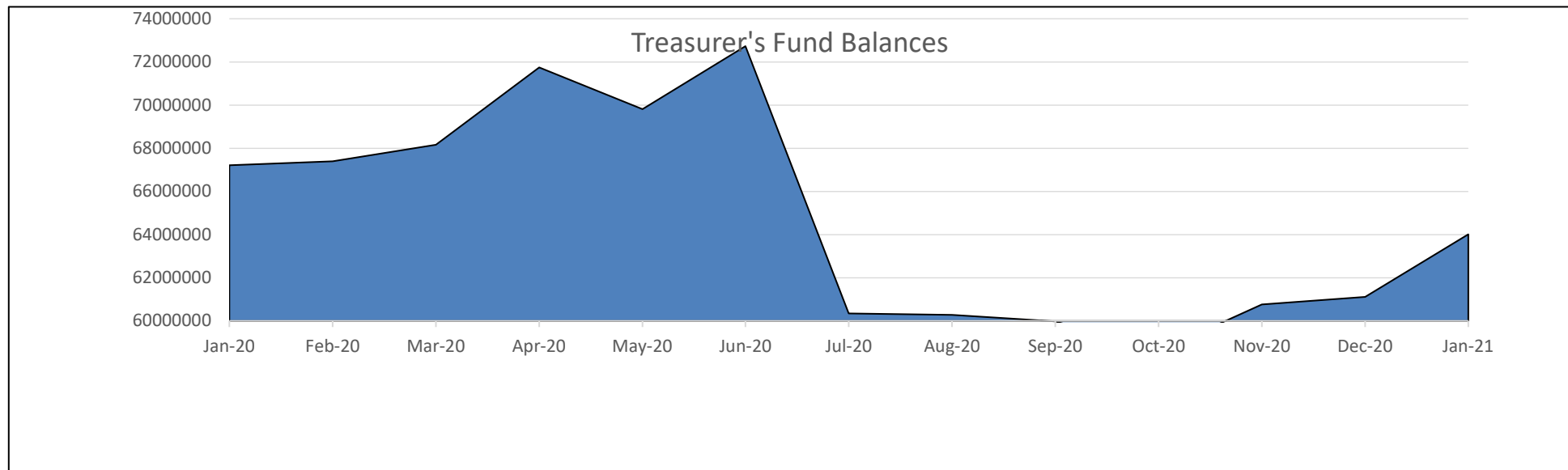
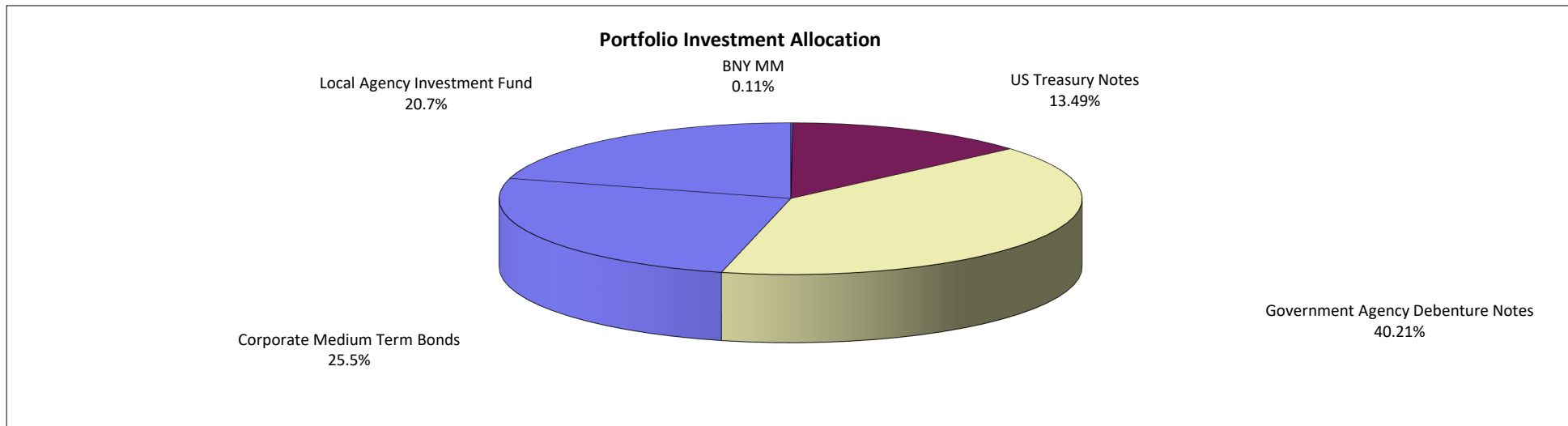


Compliance: The Town's investments are in compliance with the Town's investment policy dated November 3, 2020 and also in compliance with the requirements of Section 53601 of the California State Code. Based on the information available, the Town has sufficient funds to meet the cash demands for the next six months.

Town of Los Gatos
Portfolio Allocation & Treasurer's Fund Balances
January 31, 2021

	<u>Month</u>	<u>YTD</u>
Fund Balances - Beginning of Month/Period	\$61,118,129.45	\$72,729,892.43
Receipts	7,847,104.60	31,047,684.85
Disbursements	<u>(4,961,456.20)</u>	<u>(39,773,799.43)</u>
Fund Balances - End of Month/Period	<u>\$64,003,777.85</u>	<u>\$64,003,777.85</u>

<u>Portfolio Allocation:</u>		<u>% of Portfolio</u>	<u>Max. % Or \$ Allowed Per State Law or Policy</u>
BNY MM	\$61,737.50	0.11%	20% of Town Portfolio
US Treasury Notes	\$7,723,416.42	13.49%	No Max. on US Treasuries
Government Agency Debenture Notes	\$23,022,651.75	40.21%	No Max. on Non-Mortgage Backed
Corporate Medium Term Bonds	\$14,578,812.51	25.46%	30% of Town Portfolio
Local Agency Investment Fund	\$11,866,415.40	20.73%	\$75 M per State Law
Subtotal - Investments	57,253,033.58	100.00%	
Reconciled Demand Deposit Balances	<u>6,750,744.27</u>		
 Total Treasurer's Fund	 <u>\$64,003,777.85</u>		



Town of Los Gatos
Non-Treasury Restricted Fund Balances
January 31, 2021

	Beginning Balance	JAN 21 Deposits Realized Gain/Adj.	JAN 21 Interest/ Earnings	JAN 21 Withdrawals	Ending Balance	
Non-Treasury Funds:						
Cert. of Participation 2002 Series A Reserve Fund	\$ 686,256.70		\$ 8.12	\$ -	\$ 686,264.82	Note 1
Cert. Of Participation 2010 Ser A Lease Pymt Fund	6.13	315,983.46	0.00		\$ 315,989.59	Note 1
Cert. of Participation 2002 Lease Payment Fund	35.41	0.00	0.00		\$ 35.41	Note 1
Cert. of Participation 2010 Series Reserve Fund	1,298,131.42		11.11		1,298,142.53	Note 2
Total Restricted Funds:	<u>\$ 1,984,429.66</u>	<u>\$315,983.46</u>	<u>\$19.23</u>	<u>\$0.00</u>	<u>\$2,300,432.35</u>	
CEPPT IRS Section 115 Trust	708,807.33	0.00	(3,505.59)		705,301.74	
Grand Total COP's and CEPPT Trust	<u>\$ 2,693,236.99</u>	<u>\$ 315,983.46</u>	<u>\$ (3,486.36)</u>	<u>\$ -</u>	<u>\$ 3,005,734.09</u>	

These accounts are not part of the Treasurer's fund balances reported elsewhere in this report, as they are for separate and distinct entities.

Note 1: The three original funds for the Certificates of Participation 2002 Series A consist of construction funds which will be expended over the next few years, reserve funds which will guarantee the payment of lease payments, and a third fund for the disbursement of lease payments and initial delivery costs.

Note 2: The 2010 COP Funds are all for the Library construction, reserves to guarantee lease payments, and a lease payment fund for the life of the COP issue. The COI fund was closed in September 2010.

Note 3: The CEPPT Section IRS Section 115 Trust was established as an irrevocable trust dedicated to accumulate resources to fund the Town's unfunded liabilities related to pension and other pc

Town of Los Gatos
Statement of Interest Earned
January 31, 2021

Interest by Month

July 2020	\$78,263.77
August 2020	\$78,263.76
September 2020	\$75,077.38
October 2020	\$71,634.00
November 2020	\$68,018.31
December 2020	\$70,285.58
January 2021	\$69,933.93
February 2021	
March 2021	
April 2021	
May 2021	
June 2021	

\$511,476.73

**Town of Los Gatos Investment Schedule January
2021**

Institution	CUSIP #	Security	Deposit Date	Par Value	Original Cost	Market Value	Purchased Interest	Maturity Date or Call Date	Yield to Maturity or Call	Interest Received to Date	Interest Earned Prior Yrs.	Interest Earned Current FY	Days to Maturity
Treasury	912828WR7	US Treasury Note	4/2/2019	1,000,000.00	995,625.00	1,008,359.38		6/30/2021	2.33%	\$ 37,099.45	\$ 28,917.32	\$ 13,664.23	150
Toyota Motor Credit	89236TDP7	Corporate Bond	05/20/19	1,100,000.00	1,102,596.00	1,123,368.21		1/11/2022	2.50%	\$ 46,951.67	\$ 30,798.33	\$ 16,269.39	345
Toyota Motor Credit	89236TCZ6	Corporate Bond	3/13/2020	500,000.00	504,440.00	501,596.50		4/8/2021	1.06%	\$ 5,409.72	\$ 1,599.24	\$ 3,154.46	67
FFCB	3133EKM1	Gov. Agency Debenture	8/2/2019	1,000,000.00	1,014,400.00	1,060,713.62		2/23/2024	1.90%	\$ 29,175.83	\$ 17,466.66	\$ 11,277.27	1118
FFCB	3133EMBE1	Gov. Agency Debenture	10/8/2020	1,600,000.00	1,598,000.00	1,600,019.34	146.66	3/28/2024	0.34%	\$ (146.66)	\$ -	\$ 1,693.86	1152
FFCB	3133EMCQ3	Gov. Agency Debenture	10/16/2020	2,000,000.00	1,998,000.00	2,000,331.92	46.67	10/13/2024	0.31%	\$ (46.67)	\$ -	\$ 1,788.42	1351
BankAmerica Corp	06051GHC6	Corporate Bond	10/9/2020	1,300,000.00	1,366,287.00	1,361,820.69		12/20/2023	0.66%	\$ 7,701.92	\$ -	\$ 5,721.73	1053
IBM	459200HG9	Corporate Bond	8/8/2019	1,000,000.00	995,010.00	1,026,776.43		8/1/2022	2.05%	\$ 18,385.42	\$ 18,296.32	\$ 12,029.69	547
Oracle	68389XBL8	Corporate Bond	7/8/2019	1,000,000.00	1,008,880.00	1,049,644.34		7/15/2023	2.18%	\$ 28,466.67	\$ 21,374.17	\$ 12,836.44	895
US Treasury	912828R28	US Treasury Note	7/2/2019	500,000.00	497,246.09	516,582.03		4/30/2023	1.77%	\$ 10,796.54	\$ 8,819.78	\$ 5,209.49	819
American Express	0258M0EB1	Corporate Bond	2/11/2020	1,000,000.00	1,007,210.00	1,003,527.39		4/4/2021	1.66%	\$ 16,500.00	\$ 6,215.30	\$ 9,544.93	63
Freddie Mac	3137EAEN5	Gov. Agency Debenture	7/19/2019	2,000,000.00	2,072,358.00	2,123,468.98		6/19/2023	1.79%	\$ 77,916.67	\$ 34,741.74	\$ 21,525.86	869
FFCB	3133EKVF0	Gov. Agency Debenture	7/22/2019	1,000,000.00	999,630.00	1,033,886.89		1/17/2023	1.89%	\$ 27,864.58	\$ 17,771.06	\$ 11,106.91	716
Treasury	912828L57	US Treasury Note	7/22/2019	1,200,000.00	1,197,988.40	1,232,484.37		9/30/2022	2.09%	\$ 25,016.39	\$ 20,385.25	\$ 12,740.78	607
Freddie Mac	3137EADB2	Gov. Agency Debenture	1/17/2020	2,100,000.00	2,132,039.70	2,145,434.45		1/13/2022	2.12%	\$ 49,320.84	\$ 15,274.50	\$ 19,903.14	347
US Treasury	912828Y20	Gov. Agency Debenture	1/31/2020	1,000,000.00	1,016,601.56	1,011,523.44		7/15/2021	1.47%	\$ 25,096.16	\$ 6,138.62	\$ 8,740.42	165
American Honda	02665WCZ2	Corporate Bond	11/27/2019	1,000,000.00	1,012,410.01	1,061,498.20		6/27/2024	2.12%	\$ 24,733.34	\$ 12,601.45	\$ 12,543.11	1243
JP Morgan Chase	46625HJE1	Gov. Agency Debenture	2/11/2020	900,000.00	934,587.00	943,920.76		9/23/2022	1.74%	\$ 18,037.50	\$ 6,148.83	\$ 9,442.85	600
Honeywell Int'l.	438516BW5	Corporate Bond	11/20/2019	1,000,000.00	1,014,660.00	1,064,470.00		7/15/2024	1.64%	\$ 16,483.33	\$ 12,127.88	\$ 11,692.80	1261
Disney	254687CK0	Corporate Bond	3/4/2020	1,000,000.00	1,029,080.00	1,001,530.00		2/15/2021	1.39%	\$ 20,125.00	\$ 4,687.49	\$ 8,540.76	15
FNMA	3135G0V75	Gov. Agency Debenture	10/17/2019	1,100,000.00	1,105,833.30	1,156,224.11		7/2/2024	1.63%	\$ 23,581.25	\$ 12,682.51	\$ 10,609.88	1248
US Bancorp	91159HHV5	Corporate Bond	12/24/2019	1,000,000.00	1,049,040.00	1,084,379.60		1/5/2024	2.12%	\$ 20,718.75	\$ 11,183.73	\$ 12,722.23	1069
FFCB	3133EKCS3	Gov. Agency Debenture	3/21/2019	1,400,000.00	1,403,262.00	1,403,856.62		3/11/2021	2.43%	\$ 52,558.33	\$ 43,563.60	\$ 20,056.05	39
FFCB	3133EKQA7	Gov. Agency Debenture	10/21/2019	1,000,000.00	1,019,780.00	1,063,683.87		9/10/2024	1.66%	\$ 18,431.11	\$ 11,615.55	\$ 9,870.92	1318
PNC Financial	693476BN2	Corporate Bond	8/15/2019	1,000,000.00	1,029,280.00	1,030,736.62		2/6/2022	2.12%	\$ 35,108.33	\$ 18,589.78	\$ 12,490.01	371
FHLB	313379Q69	Gov. Agency Debenture	7/22/2019	1,000,000.00	1,006,960.00	1,027,220.20		6/10/2022	1.87%	\$ 29,395.83	\$ 17,755.82	\$ 11,097.39	495
FNMA	3135G0V59	Gov. Agency Debenture	11/27/2019	1,540,000.00	1,562,924.44	1,580,859.80		4/12/2022	1.61%	\$ 30,318.75	\$ 14,793.93	\$ 14,725.44	436
JP Morgan Chase	46625HJT8	Corporate Bond	9/23/2019	1,400,000.00	1,485,414.00	1,538,465.28		2/1/2024	2.39%	\$ 46,413.89	\$ 26,688.85	\$ 20,420.30	1096
American Honda	02665WDH1	Corporate Bond	2/14/2020	600,000.00	603,756.00	621,466.78		5/10/2023	1.75%	\$ 10,595.00	\$ 3,955.80	\$ 6,208.00	829
FHLB	3130AABG2	US Treasury Note	4/15/2019	1,000,000.00	988,250.00	1,014,728.74		11/29/2021	2.34%	\$ 30,416.67	\$ 28,121.02	\$ 13,678.77	302
FNMA	3135G0Q89	Gov. Agency Debenture	2/10/2020	1,000,000.00	998,702.00	1,008,790.09		10/7/2021	1.38%	\$ 9,052.08	\$ 5,614.15	\$ 8,560.59	249
FNMA	3135G0J20	Gov. Agency Debenture	2/10/2020	1,000,000.00	998,882.00	1,000,892.47		2/26/2021	1.48%	\$ 7,486.11	\$ 5,724.31	\$ 8,728.56	26
Treasury	912828M80	US Treasury Note	7/22/2019	1,000,000.00	1,006,175.23	1,034,296.88		11/30/2022	1.81%	\$ 27,158.47	\$ 17,118.04	\$ 10,698.77	668
Treasury	912828U57	US Treasury Note	7/31/2019	1,000,000.00	1,011,875.00	1,055,390.62		11/30/2023	1.84%	\$ 28,333.33	\$ 16,990.40	\$ 10,904.28	1033
Treasury	912828X70	US Treasury Note	12/30/2019	1,000,000.00	1,010,589.29	1,057,617.19		4/30/2024	1.75%	\$ 18,703.30	\$ 9,805.98	\$ 11,520.69	1185
Treasury	912828XT2	US Treasury Note	10/31/2019	1,000,000.00	1,015,667.41	1,058,750.00		5/31/2024	1.64%	\$ 21,639.34	\$ 11,040.77	\$ 9,768.58	1216
Wells Fargo	94988J6A0	Corporate Bond	6/24/2020	1,350,000.00	1,370,749.50	1,364,386.87		9/9/2021	0.80%	\$ 5,357.48	\$ 163.99	\$ 5,876.23	221
FFCB	3133EJ3Q0	Gov. Agency Debenture	8/28/2019	1,500,000.00	1,587,503.75	1,614,392.84		12/21/2023	2.12%	\$ 56,661.46	\$ 19,226.80	\$ 13,465.02	1054
Freddie Mac	3133EKKT2	Gov. Agency Debenture	6/24/2019	1,550,000.00	1,573,188.00	1,615,116.40		2/8/2023	1.82%	\$ 47,856.25	\$ 29,033.70	\$ 16,780.23	738
Subtotal				\$ 44,640,000.00	\$ 45,324,880.68	\$ 46,202,211.92	\$ 193.33			\$ 1,004,673.43	\$ 567,032.64	\$ 437,608.46	
BNY MM		Money Market			61,737.50	61,737.50			0.00%				1
LAIF		State Investment Pool			11,866,415.40	11,866,415.40			0.46%			45,635.25	1
					\$57,253,033.58	\$58,130,364.82				\$ 1,004,673.43	\$ 567,032.64	\$ 483,243.71	

<u>Matured Assets</u>													
FNMA	3133EHYM9	Gov. Agency Debenture	9/21/2017	1,300,000.00	1,295,866.00			9/14/2020	1.61%	\$ 58,120.83	\$ 57,964.67	\$ 4,348.78	
FFCB	3133ELVV3	Gov. Agency Debenture	4/8/2020	1,600,000.00	1,600,000.00			10/8/2020	0.93%	\$ 7,600.00	\$ 3,456.44	\$ 4,164.38	
FNMA	3136G0AW1	Gov. Agency Debenture	12/13/2017	2,000,000.00	2,017,900.00			10/16/2020	2.02%	\$ 133,558.33	\$ 103,715.85	\$ 12,044.42	
BankAmerica Corp	06051GGS2	Corporate Bond	4/30/2020	1,300,000.00	1,302,314.00			10/1/2020	1.21%	\$ 12,694.08	\$ 4,141.23	\$ 6,313.69	

Total Investments "Matured" \$ 26,871.27

Total Interest FY 20_21 Matured and Current \$ 510,114.98

<u>Maturity Profile</u>		Amount
0-1 year		\$25,475,590.66
1-2 years		\$8,732,555.07
2-3 years		\$10,770,133.84
3-5 years		\$ 12,274,754.01
		<u>\$57,253,033.58</u>

Market to Cost Position Report

<u>Institution</u>	<u>Amortized Cost</u>
BNY Assets	\$45,324,880.68
BNY MM	61,737.50
LAIF	11,866,415.40
Totals:	<u>\$57,253,033.58</u>