

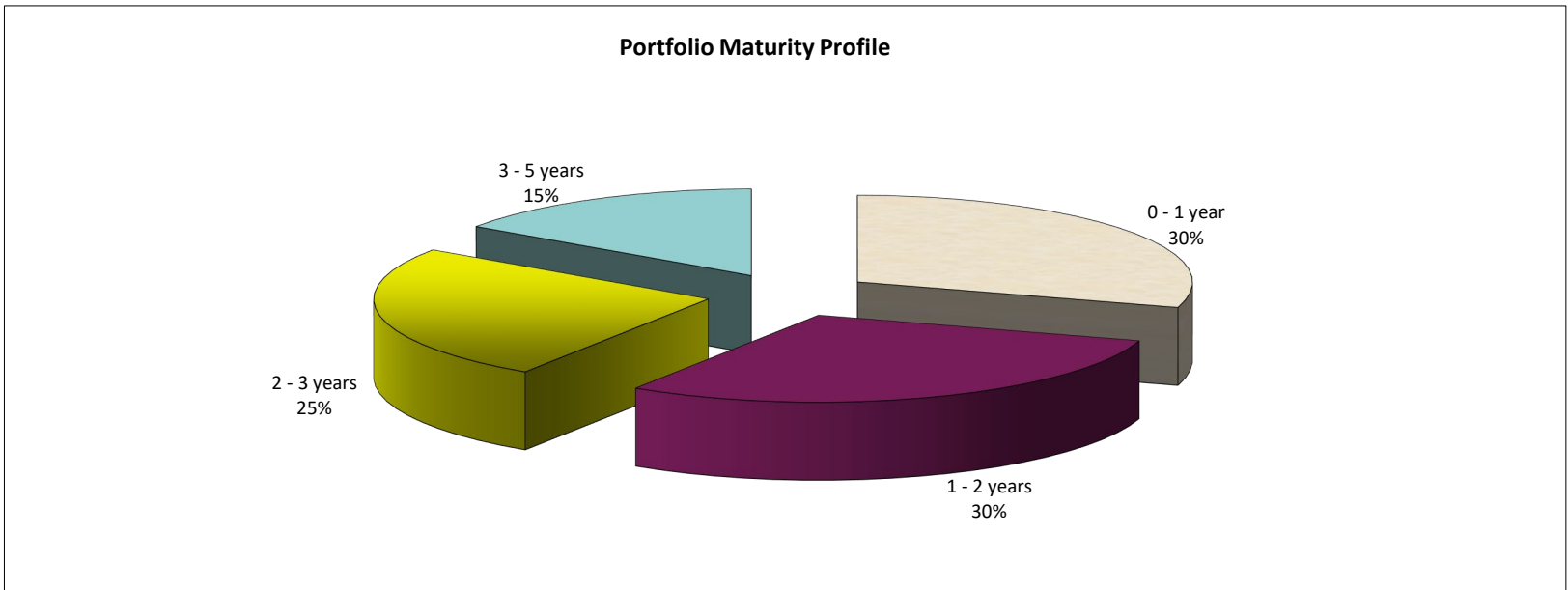
**Town of Los Gatos
Summary Investment Information
June 30, 2021**

Weighted Average YTM Portfolio Yield: **1.37%** **Weighted Average Maturity (days)** **526**

	<u>This Month</u>	<u>Last Month</u>	<u>One year ago</u>
Portfolio Balance	\$67,951,235	\$64,959,658	\$72,013,634

Benchmarks/ References:

Town's Average Yield	1.37%	1.40%	2.05%
LAIF Yield for month	0.26%	0.32%	2.43%
3 mo. Treasury	0.05%	0.02%	2.09%
6 mo. Treasury	0.06%	0.04%	2.10%
2 yr. Treasury	0.25%	0.15%	1.76%
5 yr. Treasury (most recent)	0.89%	0.80%	1.77%
10 Yr. Treasury	1.50%	1.60%	2.01%

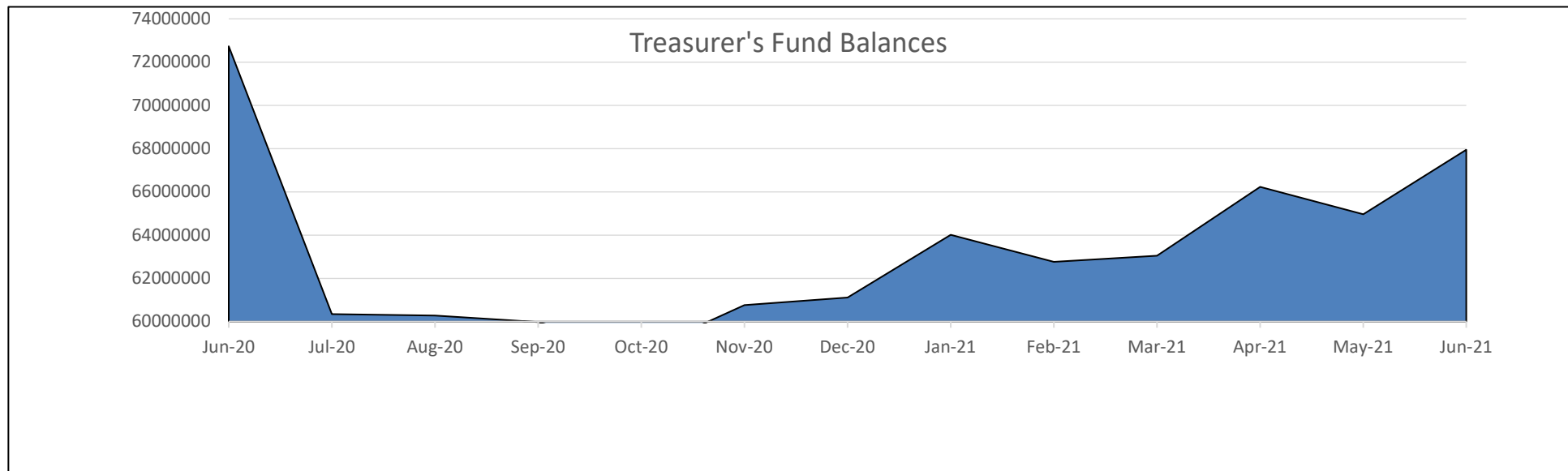
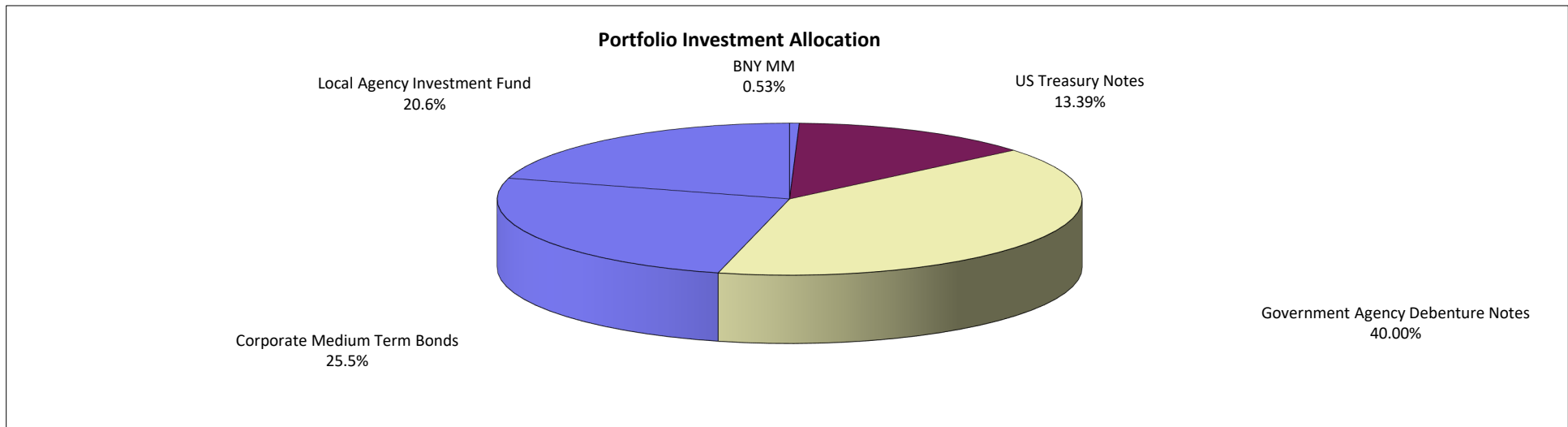


Compliance: The Town's investments are in compliance with the Town's investment policy dated November 3, 2020 and also in compliance with the requirements of Section 53601 of the California State Code. Based on the information available, the Town has sufficient funds to meet the cash demands for the next six months.

Town of Los Gatos
Portfolio Allocation & Treasurer's Fund Balances
June 30, 2021

	Month	YTD
Fund Balances - Beginning of Month/Period	\$64,959,658.21	\$72,729,892.43
Receipts	7,229,619.26	54,513,057.07
Disbursements	(4,238,042.38)	(59,291,714.41)
Fund Balances - End of Month/Period	<u>\$67,951,235.09</u>	<u>\$67,951,235.09</u>

<u>Portfolio Allocation:</u>		% of Portfolio	<u>Max. % Or \$ Allowed Per State Law or Policy</u>
BNY MM	\$305,796.61	0.53%	20% of Town Portfolio
US Treasury Notes	\$7,723,182.05	13.39%	No Max. on US Treasuries
Government Agency Debenture Notes	\$23,078,639.75	40.00%	No Max. on Non-Mortgage Backed
Corporate Medium Term Bonds	\$14,708,522.51	25.49%	30% of Town Portfolio
Local Agency Investment Fund	\$11,879,230.16	20.59%	\$75 M per State Law
Subtotal - Investments	57,695,371.08	100.00%	
Reconciled Demand Deposit Balances	<u>10,255,864.01</u>		
 Total Treasurer's Fund	 <u>\$67,951,235.09</u>		



Town of Los Gatos
Non-Treasury Restricted Fund Balances
June 30, 2021

	Beginning Balance	JUNE 21 Deposits Realized Gain/Adj.	JUNE 21 Interest/ Earnings	JUNE 21 Withdrawals	Ending Balance	
Non-Treasury Funds:						
Cert. of Participation 2002 Series A Reserve Fund	\$ 686,267.91		\$ 5.89		\$ 686,273.80	Note 1
Cert. Of Participation 2010 Ser A Lease Pymt Fund	0.39				\$ 0.39	Note 1
Cert. of Participation 2002 Lease Payment Fund	19.71				\$ 19.71	Note 1
Cert. of Participation 2010 Series Reserve Fund	1,298,186.25		7.12		1,298,193.37	Note 2
Total Restricted Funds:	<u>\$ 1,984,474.26</u>	<u>\$ -</u>	<u>\$ 13.01</u>	<u>\$ -</u>	<u>\$ 1,984,487.27</u>	
CEPPT IRS Section 115 Trust	0.00	0.00	0.00	0.00	0.00	
Grand Total COP's and CEPPT Trust	<u>\$ 1,984,474.26</u>	<u>\$ -</u>	<u>\$ 13.01</u>	<u>\$ -</u>	<u>\$ 1,984,487.27</u>	

These accounts are not part of the Treasurer's fund balances reported elsewhere in this report, as they are for separate and distinct entities.

Note 1: The three original funds for the Certificates of Participation 2002 Series A consist of construction funds which will be expended over the next few years, reserve funds which will guarantee the payment of lease payments, and a third fund for the disbursement of lease payments and initial delivery costs.

Note 2: The 2010 COP Funds are all for the Library construction, reserves to guarantee lease payments, and a lease payment fund for the life of the COP issue. The COI fund was closed in September 2010.

Note 3: The CEPPT Section IRS Section 115 Trust was established as an irrevocable trust dedicated to accumulate resources to fund the Town's unfunded liabilities related to pension and other po

Town of Los Gatos
Statement of Interest Earned
June 30, 2021

Interest by Month

July 2020	\$78,263.77
August 2020	78,263.76
September 2020	75,077.38
October 2020	71,634.00
November 2020	68,018.31
December 2020	70,285.58
January 2021	69,933.93
February 2021	60,470.54
March 2021	65,158.26
April 2021	60,531.06
May 2021	62,227.07
June 2021	<u>62,363.40</u>
	<u><u>\$822,227.06</u></u>

**Town of Los Gatos Investment Schedule March
2021**

<u>Institution</u>	<u>CUSIP #</u>	<u>Security</u>	<u>Deposit Date</u>	<u>Par Value</u>	<u>Original Cost</u>	<u>Market Value</u>	<u>Purchased Interest</u>	<u>Maturity Date or Call Date</u>	<u>Yield to Maturity or Call</u>	<u>Interest Received to Date</u>	<u>Interest Earned Prior Yrs.</u>	<u>Interest Earned Current FY</u>	<u>Days to Maturity</u>
Treasury	91282CAP6	US Treasury Note	6/30/2021	1,000,000.00	995,390.63	995,703.12	259.56	10/15/2023	0.33%	\$ (259.56)	\$ -	\$ -	837
Toyota Motor Credit	89236TDP7	Corporate Bond	05/20/19	1,100,000.00	1,102,596.00	1,113,676.36		1/11/2022	2.50%	\$ 46,951.67	\$ 30,798.33	\$ 27,620.12	195
Toyota Motor Credit	89236THA6	Corporate Bond	4/12/2021	500,000.00	510,580.00	509,905.44	881.25	8/25/2023	0.45%	\$ (881.25)	\$ -	\$ 494.69	786
American Express Credit Corp.	0258M0EG0	Corporate Bond	4/5/2021	1,000,000.00	1,020,330.00	1,014,576.07	2,400.00	1/31/2022	0.46%	\$ (2,400.00)	\$ -	\$ 553.07	215
FFCB	3133EKM1	Gov. Agency Debenture	8/2/2019	1,000,000.00	1,014,400.00	1,048,324.35		2/23/2024	1.90%	\$ 40,325.83	\$ 17,466.66	\$ 19,145.14	968
FFCB	3133EMBE1	Gov. Agency Debenture	10/8/2020	1,600,000.00	1,598,000.00	1,593,282.18		3/28/2024	0.34%	\$ 2,253.34	\$ -	\$ 3,903.24	1002
FFCB	3133EMCQ3	Gov. Agency Debenture	10/16/2020	2,000,000.00	1,998,000.00	1,996,418.76		10/13/2024	0.31%	\$ 2,753.33	\$ -	\$ 4,295.55	1201
BankAmerica Corp	06051GHC6	Corporate Bond	10/9/2020	1,300,000.00	1,366,287.00	1,347,252.56		12/20/2023	0.66%	\$ 27,227.92	\$ -	\$ 13,250.31	903
IBM	459200HG9	Corporate Bond	8/8/2019	1,000,000.00	995,010.00	1,016,961.11		8/1/2022	2.05%	\$ 27,760.42	\$ 18,296.32	\$ 20,422.50	397
IBM	459200JY8	Corporate Bond	3/25/2021	1,000,000.00	1,071,040.00	1,065,741.21		5/15/2024	0.71%	\$ 4,166.67	\$ -	\$ 1,964.86	1050
US Treasury	912828R28	US Treasury Note	7/2/2019	500,000.00	497,246.09	512,656.25		4/30/2023	1.77%	\$ 14,859.04	\$ 8,819.78	\$ 8,844.01	669
Freddie Mac	3137EAEN5	Gov. Agency Debenture	7/19/2019	2,000,000.00	2,072,358.00	2,098,372.50		6/19/2023	1.79%	\$ 105,416.67	\$ 34,741.74	\$ 36,543.91	719
FFCB	3133EKVF0	Gov. Agency Debenture	7/22/2019	1,000,000.00	999,630.00	1,026,456.28		1/17/2023	1.89%	\$ 27,864.58	\$ 17,771.06	\$ 18,855.92	566
Treasury	912828L57	US Treasury Note	7/22/2019	1,200,000.00	1,197,988.40	1,224,140.63		9/30/2022	2.09%	\$ 35,516.39	\$ 20,385.25	\$ 21,629.70	457
Freddie Mac	3137EADB2	Gov. Agency Debenture	1/17/2020	2,100,000.00	2,132,039.70	2,125,704.00		1/13/2022	2.12%	\$ 49,320.84	\$ 15,274.50	\$ 33,789.04	197
US Treasury	912828Y20	Gov. Agency Debenture	1/31/2020	1,000,000.00	1,016,601.56	1,000,997.56		7/15/2021	1.47%	\$ 25,096.16	\$ 6,138.62	\$ 14,838.38	15
American Honda	02665WCZ2	Corporate Bond	11/27/2019	1,000,000.00	1,012,410.01	1,049,922.16		6/27/2024	2.12%	\$ 36,733.34	\$ 12,601.45	\$ 21,294.11	1093
JP Morgan Chase	46625HJE1	Gov. Agency Debenture	2/11/2020	900,000.00	934,587.00	932,448.52		9/23/2022	1.74%	\$ 32,662.50	\$ 6,148.83	\$ 16,030.88	450
Honeywell Int'l.	438516BW5	Corporate Bond	11/20/2019	1,000,000.00	1,014,660.00	1,049,861.22		7/15/2024	1.64%	\$ 27,983.33	\$ 12,127.88	\$ 19,850.56	1111
Caterpillar Financial Serv	14913Q2V0	Corporate Bond	2/23/2021	1,000,000.00	1,077,370.00	1,062,791.67		5/17/2024	0.44%	\$ 6,650.00	\$ -	\$ 1,582.27	1052
FNMA	3135G0V75	Gov. Agency Debenture	10/17/2019	1,100,000.00	1,105,833.30	1,143,598.50		7/2/2024	1.63%	\$ 23,581.25	\$ 12,682.51	\$ 18,012.12	1098
US Bancorp	91159HHV5	Corporate Bond	12/24/2019	1,000,000.00	1,049,040.00	1,070,976.45		1/5/2024	2.12%	\$ 37,593.75	\$ 11,183.73	\$ 21,598.20	919
FHLB	3133834G3	Gov. Agency Debenture	3/11/2021	1,400,000.00	1,460,522.00	1,447,096.98		6/9/2023	0.19%	\$ 7,272.22	\$ -	\$ 854.65	709
FFCB	3133EKQA7	Gov. Agency Debenture	10/21/2019	1,000,000.00	1,019,780.00	1,049,633.59		9/10/2024	1.66%	\$ 28,831.11	\$ 11,615.55	\$ 16,757.61	1168
PNC Financial	693476BN2	Corporate Bond	8/15/2019	1,000,000.00	1,029,280.00	1,018,339.57		2/6/2022	2.12%	\$ 51,608.33	\$ 18,589.78	\$ 21,203.97	221
FHLB	313379Q69	Gov. Agency Debenture	7/22/2019	1,000,000.00	1,006,960.00	1,019,100.00		6/10/2022	1.87%	\$ 40,020.83	\$ 17,755.82	\$ 18,839.75	345
FNMA	3135G0V59	Gov. Agency Debenture	11/27/2019	1,540,000.00	1,562,924.44	1,565,565.71		4/12/2022	1.61%	\$ 47,643.75	\$ 14,793.93	\$ 24,999.00	286
JP Morgan Chase	46625HJT8	Corporate Bond	9/23/2019	1,400,000.00	1,485,414.00	1,516,382.74		2/1/2024	2.39%	\$ 73,538.89	\$ 26,688.85	\$ 34,667.02	946
American Honda	02665WDH1	Corporate Bond	2/14/2020	600,000.00	603,756.00	617,995.34		5/10/2023	1.75%	\$ 16,445.00	\$ 3,955.80	\$ 10,539.17	679
FHLB	3130AABG2	US Treasury Note	4/15/2019	1,000,000.00	988,250.00	1,007,491.09		11/29/2021	2.34%	\$ 39,791.67	\$ 28,121.02	\$ 23,222.11	152
FNMA	3135G0Q89	Gov. Agency Debenture	2/10/2020	1,000,000.00	998,702.00	1,003,505.48		10/7/2021	1.38%	\$ 15,927.08	\$ 5,614.15	\$ 14,533.09	99
FHLB	3130ALH98	Gov. Agency Debenture	2/26/2021	1,000,000.00	997,610.00	995,449.69		2/26/2024	0.33%	\$ -	\$ -	\$ 1,119.96	971
Treasury	912828M80	US Treasury Note	7/22/2019	1,000,000.00	1,006,175.23	1,025,859.38		11/30/2022	1.81%	\$ 37,158.47	\$ 17,118.04	\$ 18,163.03	518
Treasury	912828U57	US Treasury Note	7/31/2019	1,000,000.00	1,011,875.00	1,043,242.19		11/30/2023	1.84%	\$ 38,958.33	\$ 16,990.40	\$ 18,511.92	883
Treasury	912828X70	US Treasury Note	12/30/2019	1,000,000.00	1,010,589.29	1,044,375.00		4/30/2024	1.75%	\$ 29,703.30	\$ 9,805.98	\$ 19,558.38	1035
Treasury	912828XT2	US Treasury Note	10/31/2019	1,000,000.00	1,015,667.41	1,045,039.06		5/31/2024	1.64%	\$ 31,639.34	\$ 11,040.77	\$ 16,583.87	1066
Wells Fargo	94988J6A0	Corporate Bond	6/24/2020	1,350,000.00	1,370,749.50	1,354,501.35		9/9/2021	0.80%	\$ 18,912.83	\$ 163.99	\$ 9,975.93	71
FFCB	3133EJ3Q0	Gov. Agency Debenture	8/28/2019	1,500,000.00	1,587,503.75	1,592,589.47		12/21/2023	2.12%	\$ 78,223.96	\$ 19,226.80	\$ 22,859.22	904
Freddie Mac	3133EKK2	Gov. Agency Debenture	6/24/2019	1,550,000.00	1,573,188.00	1,601,460.93		2/8/2023	1.82%	\$ 65,293.75	\$ 29,033.70	\$ 28,487.36	588
Subtotal				\$ 44,640,000.00	\$ 45,510,344.31	\$ 45,947,394.47	\$ 3,540.81			\$ 1,192,145.08	\$ 454,951.22	\$ 625,394.65	
BNY MM		Money Market			305,796.61	305,796.61			0.00%				1
LAIF		State Investment Pool			11,879,230.16	11,879,230.16			0.26%			63,877.49	1
					\$57,695,371.08	\$58,132,421.24				\$ 1,192,145.08	\$ 454,951.22	\$ 689,272.14	

<u>Matured Assets</u>													
FNMA	3133EHY9	Gov. Agency Debenture	9/21/2017	1,300,000.00	1,295,866.00			9/14/2020	1.61%	\$ 58,120.83	\$ 57,964.67	\$ 4,348.78	
FFCB	3133ELVV3	Gov. Agency Debenture	4/8/2020	1,600,000.00	1,600,000.00			10/8/2020	0.93%	\$ 15,200.00	\$ 3,456.44	\$ 4,164.38	
FNMA	3136G0AW1	Gov. Agency Debenture	12/13/2017	2,000,000.00	2,017,900.00			10/16/2020	2.02%	\$ 133,558.33	\$ 103,715.85	\$ 12,044.42	
BankAmerica Corp	06051GGS2	Corporate Bond	4/30/2020	1,300,000.00	1,302,314.00			10/1/2020	1.21%	\$ 27,826.08	\$ 4,141.23	\$ 6,313.69	
Disney	254687CK0	Corporate Bond	3/4/2020	1,000,000.00	1,029,080.00			2/15/2021	1.39%	\$ 42,625.00	\$ 4,687.49	\$ 9,136.62	
FNMA	3135G0J20	Gov. Agency Debenture	2/10/2020	1,000,000.00	998,882.00			2/26/2021	1.48%	\$ 14,361.11	\$ 5,724.31	\$ 9,784.10	
FFCB	3133EKCS3	Gov. Agency Debenture	3/21/2019	1,400,000.00	1,403,262.00			3/11/2021	2.43%	\$ 70,408.33	\$ 43,563.60	\$ 23,694.12	
Oracle	68389XBL8	Corporate Bond	7/8/2019	1,000,000.00	1,008,880.00			3/25/2021	2.18%	\$ 40,466.67	\$ 21,374.17	\$ 21,792.10	
American Express	0258M0EB1	Corporate Bond	2/11/2020	1,000,000.00	1,007,210.00			4/4/2021	1.66%	\$ 27,750.00	\$ 6,215.30	\$ 12,341.82	
Toyota Motor Credit	89236TCZ6	Corporate Bond	3/13/2020	500,000.00	504,440.00			4/8/2021	1.06%	\$ 10,159.72	\$ 1,599.24	\$ 4,137.48	
Treasury	912828WR7	US Treasury Note	4/2/2019	1,000,000.00	995,625.00			6/30/2021	2.33%	\$ 47,724.45	\$ 28,917.32	\$ 23,197.41	

Total Investments "Matured"												\$ 130,954.92	
Total Interest FY 20_21 Matured and Current												\$ 820,227.06	

<u>Maturity Profile</u>	<u>Amount</u>
0-1 year	\$24,413,459.97
1-2 years	\$11,340,460.72
2-3 years	\$16,803,177.09
3-5 years	\$ 5,138,273.30
	<u>\$57,695,371.08</u>

Market to Cost Position Report

<u>Institution</u>	<u>Amortized Cost</u>
BNY Assets	\$45,510,344.31
BNY MM	305,796.61
LAIF	11,879,230.16
Totals:	<u>\$57,695,371.08</u>

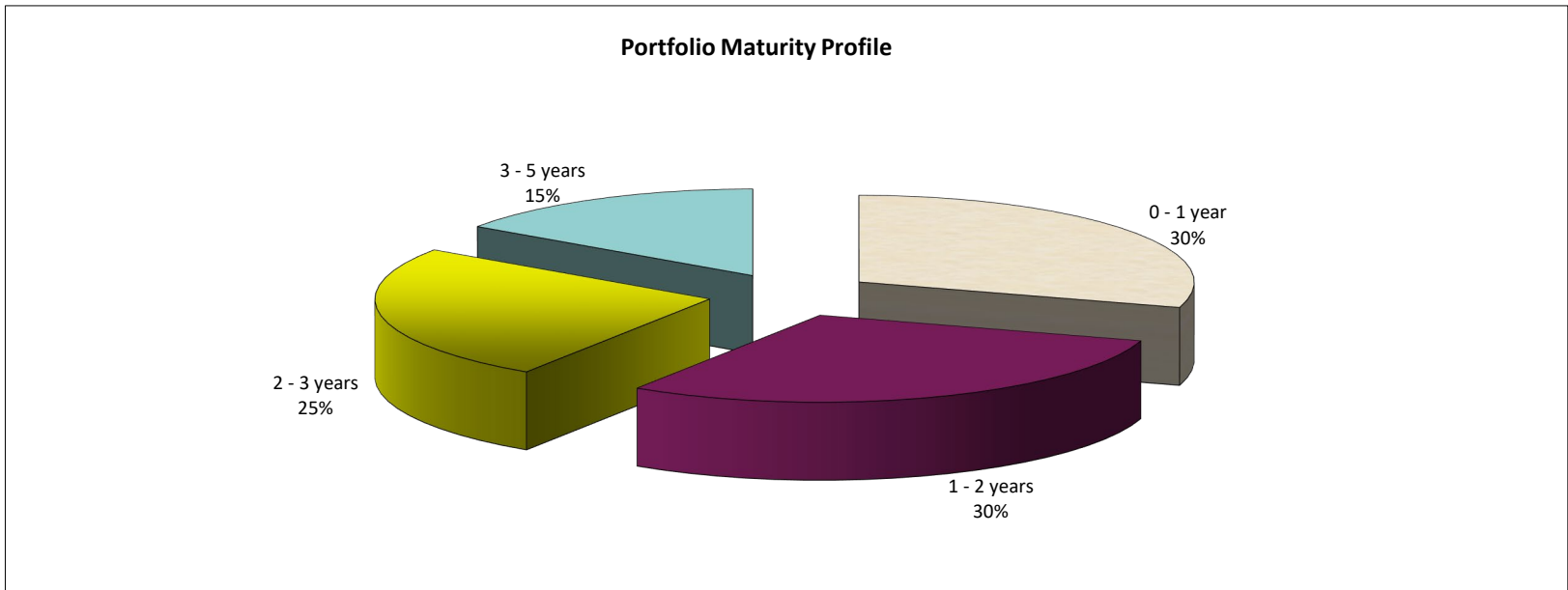
**Town of Los Gatos
Summary Investment Information
May 31, 2021**

Weighted Average YTM Portfolio Yield: **1.40%** **Weighted Average Maturity (days)** **536**

	<u>This Month</u>	<u>Last Month</u>	<u>One year ago</u>
Portfolio Balance	\$64,959,658	\$66,219,351	\$69,817,884

Benchmarks/ References:

Town's Average Yield	1.40%	1.41%	1.87%
LAIF Yield for month	0.32%	0.34%	1.36%
3 mo. Treasury	0.02%	0.02%	0.15%
6 mo. Treasury	0.04%	0.04%	0.19%
2 yr. Treasury	0.15%	0.16%	0.16%
5 yr. Treasury (most recent)	0.80%	0.85%	0.30%
10 Yr. Treasury	1.60%	1.63%	0.65%

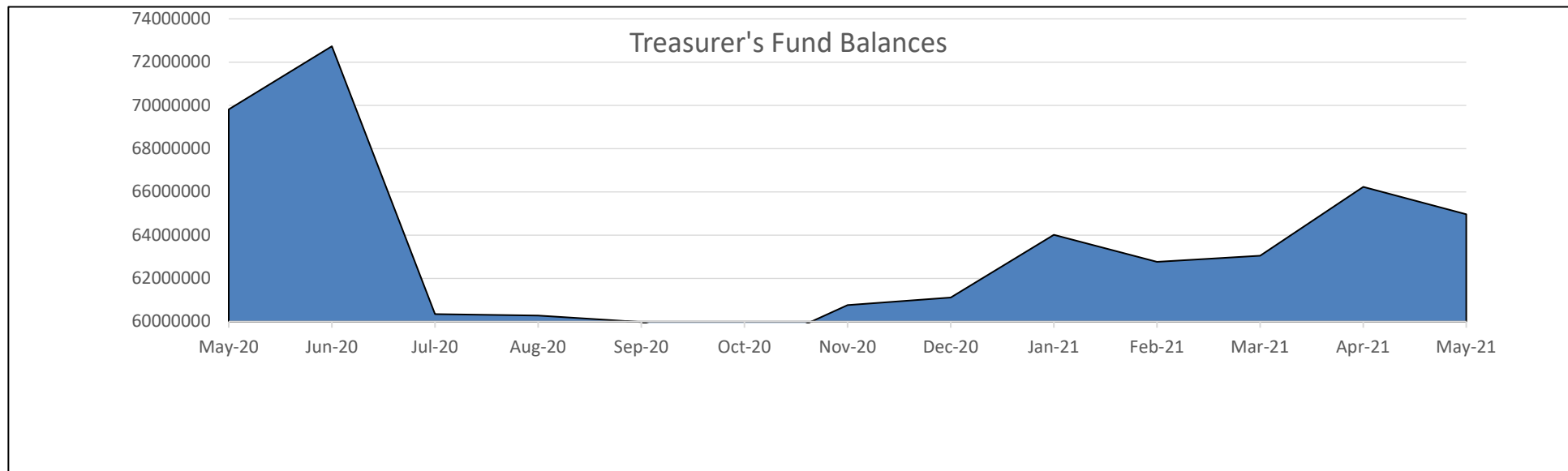
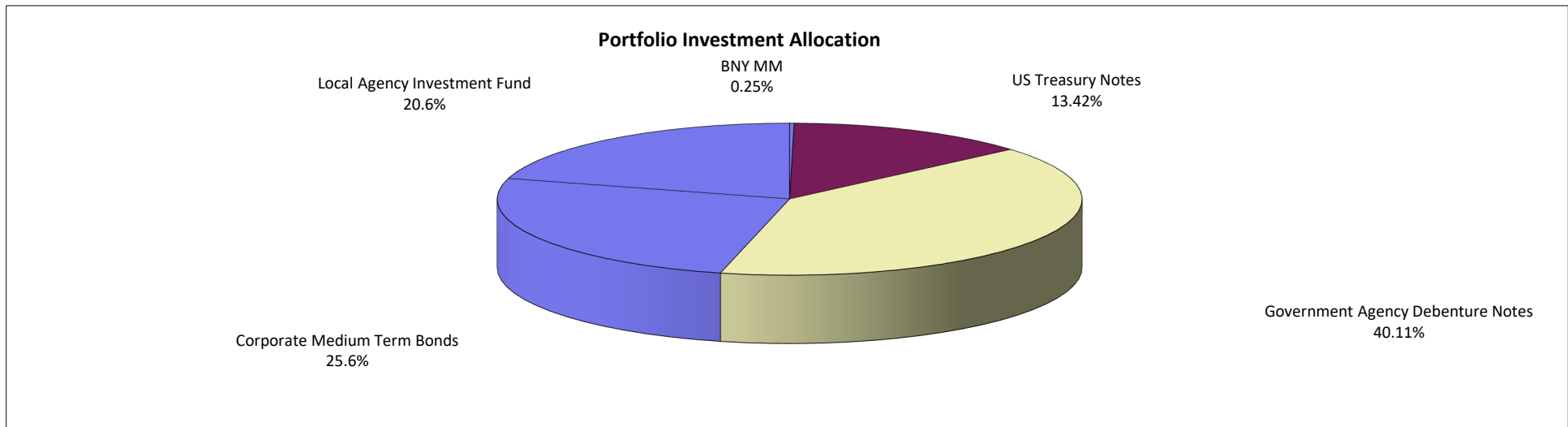


Compliance: The Town's investments are in compliance with the Town's investment policy dated November 3, 2020 and also in compliance with the requirements of Section 53601 of the California State Code. Based on the information available, the Town has sufficient funds to meet the cash demands for the next six months.

Town of Los Gatos
Portfolio Allocation & Treasurer's Fund Balances
May 31, 2021

	Month	YTD
Fund Balances - Beginning of Month/Period	\$66,219,351.32	\$72,729,892.43
Receipts	1,905,002.35	47,283,437.81
Disbursements	(3,164,695.46)	(55,053,672.03)
Fund Balances - End of Month/Period	<u>\$64,959,658.21</u>	<u>\$64,959,658.21</u>

<u>Portfolio Allocation:</u>	%	% of Portfolio	<u>Max. % Or \$ Allowed Per State Law or Policy</u>
BNY MM	\$144,732.52	0.25%	20% of Town Portfolio
US Treasury Notes	\$7,723,416.42	13.42%	No Max. on US Treasuries
Government Agency Debenture Notes	\$23,078,639.75	40.11%	No Max. on Non-Mortgage Backed
Corporate Medium Term Bonds	\$14,708,522.51	25.56%	30% of Town Portfolio
Local Agency Investment Fund	\$11,879,230.16	20.65%	\$75 M per State Law
Subtotal - Investments	57,534,541.36	100.00%	
Reconciled Demand Deposit Balances	<u>7,425,116.85</u>		
Total Treasurer's Fund	<u>\$64,959,658.21</u>		



Town of Los Gatos
Non-Treasury Restricted Fund Balances
May 31, 2021

	Beginning Balance	MAY 21 Deposits Realized Gain/Adj.	MAY 21 Interest/ Earnings	MAY 21 Withdrawals	Ending Balance	
Non-Treasury Funds:						
Cert. of Participation 2002 Series A Reserve Fund	\$ 686,262.21		\$ 5.70		\$ 686,267.91	Note 1
Cert. Of Participation 2010 Ser A Lease Pymt Fund	0.39				\$ 0.39	Note 1
Cert. of Participation 2002 Lease Payment Fund	19.71				\$ 19.71	Note 1
Cert. of Participation 2010 Series Reserve Fund	1,298,175.50		10.75		1,298,186.25	Note 2
Total Restricted Funds:	<u>\$ 1,984,457.81</u>	<u>\$ -</u>	<u>\$ 16.45</u>	<u>\$ -</u>	<u>\$ 1,984,474.26</u>	
CEPPT IRS Section 115 Trust	0.00	0.00	0.00	0.00	0.00	
Grand Total COP's and CEPPT Trust	<u>\$ 1,984,457.81</u>	<u>\$ -</u>	<u>\$ 16.45</u>	<u>\$ -</u>	<u>\$ 1,984,474.26</u>	

These accounts are not part of the Treasurer's fund balances reported elsewhere in this report, as they are for separate and distinct entities.

Note 1: The three original funds for the Certificates of Participation 2002 Series A consist of construction funds which will be expended over the next few years, reserve funds which will guarantee the payment of lease payments, and a third fund for the disbursement of lease payments and initial delivery costs.

Note 2: The 2010 COP Funds are all for the Library construction, reserves to guarantee lease payments, and a lease payment fund for the life of the COP issue. The COI fund was closed in September 2010.

Note 3: The CEPPT Section IRS Section 115 Trust was established as an irrevocable trust dedicated to accumulate resources to fund the Town's unfunded liabilities related to pension and other po

Town of Los Gatos
Statement of Interest Earned
May 31, 2021

Interest by Month

July 2020	\$78,263.77
August 2020	78,263.76
September 2020	75,077.38
October 2020	71,634.00
November 2020	68,018.31
December 2020	70,285.58
January 2021	69,933.93
February 2021	60,470.54
March 2021	65,158.26
April 2021	60,531.06
May 2021	62,227.07
June 2021	
	<hr/>
	<u>\$759,863.66</u>

**Town of Los Gatos Investment Schedule March
2021**

Institution	CUSIP #	Security	Deposit Date	Par Value	Original Cost	Market Value	Purchased Interest	Maturity Date or Call Date	Yield to Maturity or Call	Interest Received to Date	Interest Earned Prior Yrs.	Interest Earned Current FY	Days to Maturity
Treasury	912828WR7	US Treasury Note	4/2/2019	1,000,000.00	995,625.00	1,001,683.73		6/30/2021	2.33%	\$ 37,099.45	\$ 28,917.32	\$ 21,290.77	30
Toyota Motor Credit	892367DP7	Corporate Bond	05/20/19	1,100,000.00	1,102,596.00	1,116,088.51		1/11/2022	2.50%	\$ 46,951.67	\$ 30,798.33	\$ 25,349.98	225
Toyota Motor Credit	892367THA6	Corporate Bond	4/12/2021	500,000.00	510,580.00	510,785.10	881.25	8/25/2023	0.45%	\$ (881.25)	\$ -	\$ 306.83	816
American Express Credit Corp.	0258M0EG0	Corporate Bond	4/5/2021	1,000,000.00	1,020,330.00	1,016,912.02	2,400.00	1/31/2022	0.46%	\$ (2,400.00)	\$ -	\$ 360.14	245
FFCB	3133EKMX1	Gov. Agency Debenture	8/2/2019	1,000,000.00	1,014,400.00	1,051,816.32		2/23/2024	1.90%	\$ 40,325.83	\$ 17,466.66	\$ 17,571.57	998
FFCB	3133EMBE1	Gov. Agency Debenture	10/8/2020	1,600,000.00	1,598,000.00	1,600,000.75		3/28/2024	0.34%	\$ 2,253.34	\$ -	\$ 3,461.37	1032
FFCB	3133EMCQ3	Gov. Agency Debenture	10/16/2020	2,000,000.00	1,998,000.00	2,000,038.66		10/13/2024	0.31%	\$ 2,753.33	\$ -	\$ 3,794.13	1231
BankAmerica Corp	06051GHC6	Corporate Bond	10/9/2020	1,300,000.00	1,366,287.00	1,352,659.83		12/20/2023	0.66%	\$ 7,701.92	\$ -	\$ 11,744.60	933
IBM	459200HG9	Corporate Bond	8/8/2019	1,000,000.00	995,010.00	1,019,182.42		8/1/2022	2.05%	\$ 27,760.42	\$ 18,296.32	\$ 18,743.94	427
IBM	459200JY8	Corporate Bond	3/25/2021	1,000,000.00	1,071,040.00	1,072,155.33		5/15/2024	0.71%	\$ 4,166.67	\$ -	\$ 1,357.17	1080
US Treasury	912828R28	US Treasury Note	7/2/2019	500,000.00	497,246.09	514,101.56		4/30/2023	1.77%	\$ 14,859.04	\$ 8,819.78	\$ 8,117.11	699
Freddie Mac	3137EAEN5	Gov. Agency Debenture	7/19/2019	2,000,000.00	2,072,358.00	2,105,123.24		6/19/2023	1.79%	\$ 77,916.67	\$ 34,741.74	\$ 33,540.30	749
FFCB	3133EKVF0	Gov. Agency Debenture	7/22/2019	1,000,000.00	999,630.00	1,028,344.75		1/17/2023	1.89%	\$ 27,864.58	\$ 17,771.06	\$ 17,306.12	596
Treasury	912828L57	US Treasury Note	7/22/2019	1,200,000.00	1,197,988.40	1,226,250.00		9/30/2022	2.09%	\$ 35,516.39	\$ 20,385.25	\$ 19,851.92	487
Freddie Mac	3137EADB2	Gov. Agency Debenture	1/17/2020	2,100,000.00	2,132,039.70	2,130,234.83		1/13/2022	2.12%	\$ 49,320.84	\$ 15,274.50	\$ 31,011.86	227
US Treasury	912828Y20	Gov. Agency Debenture	1/31/2020	1,000,000.00	1,016,601.56	1,003,162.29		7/15/2021	1.47%	\$ 25,096.16	\$ 6,138.62	\$ 13,618.79	45
American Honda	02665WCZ2	Corporate Bond	11/27/2019	1,000,000.00	1,012,410.01	1,057,679.76		6/27/2024	2.12%	\$ 36,733.34	\$ 12,601.45	\$ 19,543.91	1123
JP Morgan Chase	46625HJE1	Gov. Agency Debenture	2/11/2020	900,000.00	934,587.00	935,246.37		9/23/2022	1.74%	\$ 32,662.50	\$ 6,148.83	\$ 14,713.28	480
Honeywell Int'l.	438516BW5	Corporate Bond	11/20/2019	1,000,000.00	1,014,660.00	1,056,815.15		7/15/2024	1.64%	\$ 27,983.33	\$ 12,127.88	\$ 18,219.01	1141
Caterpillar Financial Serv	14913Q2V0	Corporate Bond	2/23/2021	1,000,000.00	1,077,370.00	1,070,515.41		5/17/2024	0.44%	\$ 6,650.00	\$ -	\$ 1,208.50	1082
FNMA	3135G0V75	Gov. Agency Debenture	10/17/2019	1,100,000.00	1,105,833.30	1,147,118.90		7/2/2024	1.63%	\$ 23,581.25	\$ 12,682.51	\$ 16,531.67	1128
US Bancorp	91159HHV5	Corporate Bond	12/24/2019	1,000,000.00	1,049,040.00	1,076,150.94		1/5/2024	2.12%	\$ 37,593.75	\$ 11,183.73	\$ 19,823.01	949
FHLB	3133834G3	Gov. Agency Debenture	3/11/2021	1,400,000.00	1,460,522.00	1,454,752.35	7,602.78	6/9/2023	0.19%	\$ (7,602.78)	\$ -	\$ 623.66	739
FFCB	3133EKQA7	Gov. Agency Debenture	10/21/2019	1,000,000.00	1,019,780.00	1,055,627.56		9/10/2024	1.66%	\$ 28,831.11	\$ 11,615.55	\$ 15,380.28	1198
PNC Financial	693476BN2	Corporate Bond	8/15/2019	1,000,000.00	1,029,280.00	1,020,877.13		2/6/2022	2.12%	\$ 51,608.33	\$ 18,589.78	\$ 19,461.18	251
FHLB	313379Q69	Gov. Agency Debenture	7/22/2019	1,000,000.00	1,006,960.00	1,020,889.62		6/10/2022	1.87%	\$ 29,395.83	\$ 17,755.82	\$ 17,291.28	375
FNMA	3135G0V59	Gov. Agency Debenture	11/27/2019	1,540,000.00	1,562,924.44	1,569,244.60		4/12/2022	1.61%	\$ 47,643.75	\$ 14,793.93	\$ 22,944.28	316
JP Morgan Chase	46625HJT8	Corporate Bond	9/23/2019	1,400,000.00	1,485,414.00	1,525,876.35		2/1/2024	2.39%	\$ 73,538.89	\$ 26,688.85	\$ 31,817.67	976
American Honda	02665WDH1	Corporate Bond	2/14/2020	600,000.00	603,756.00	619,302.55		5/10/2023	1.75%	\$ 16,445.00	\$ 3,955.80	\$ 9,672.94	709
FHLB	3130AABG2	US Treasury Note	4/15/2019	1,000,000.00	988,250.00	1,009,081.69		11/29/2021	2.34%	\$ 39,791.67	\$ 28,121.02	\$ 21,313.44	182
FNMA	3135G0Q89	Gov. Agency Debenture	2/10/2020	1,000,000.00	998,702.00	1,004,700.00		10/7/2021	1.38%	\$ 15,927.08	\$ 5,614.15	\$ 13,338.59	129
FHLB	3130ALH98	Gov. Agency Debenture	2/26/2021	1,000,000.00	997,610.00	998,970.20		2/26/2024	0.33%	\$ -	\$ -	\$ 849.00	1001
Treasury	912828M80	US Treasury Note	7/22/2019	1,000,000.00	1,006,175.23	1,028,203.12		11/30/2022	1.81%	\$ 37,158.47	\$ 17,118.04	\$ 16,670.18	548
Treasury	912828U57	US Treasury Note	7/31/2019	1,000,000.00	1,011,875.00	1,047,578.12		11/30/2023	1.84%	\$ 38,958.33	\$ 16,990.40	\$ 16,990.40	913
Treasury	912828X70	US Treasury Note	12/30/2019	1,000,000.00	1,010,589.29	1,049,414.06		4/30/2024	1.75%	\$ 29,703.30	\$ 9,805.98	\$ 17,950.84	1065
Treasury	912828XT2	US Treasury Note	10/31/2019	1,000,000.00	1,015,667.41	1,050,156.25		5/31/2024	1.64%	\$ 31,639.34	\$ 11,040.77	\$ 15,220.81	1096
Wells Fargo	94988J6A0	Corporate Bond	6/24/2020	1,350,000.00	1,370,749.50	1,356,899.97		9/9/2021	0.80%	\$ 18,912.83	\$ 163.99	\$ 9,155.99	101
FFCB	3133EJ3Q0	Gov. Agency Debenture	8/28/2019	1,500,000.00	1,587,503.75	1,598,786.45		12/21/2023	2.12%	\$ 56,661.46	\$ 19,226.80	\$ 20,980.38	934
Freddie Mac	3133EKKT2	Gov. Agency Debenture	6/24/2019	1,550,000.00	1,573,188.00	1,605,029.74		2/8/2023	1.82%	\$ 65,293.75	\$ 29,033.70	\$ 26,145.94	618
Subtotal				\$ 44,640,000.00	\$ 45,510,578.68	\$ 46,107,455.63	\$ 10,884.03			\$ 1,135,415.59	\$ 483,868.54	\$ 593,272.82	
BNY MM		Money Market			144,732.52	144,732.52			0.00%				1
LAIF		State Investment Pool			11,879,230.16	11,879,230.16			0.32%			60,624.47	1
					\$57,534,541.36	\$58,131,418.31				\$ 1,135,415.59	\$ 483,868.54	\$ 653,897.28	

<u>Matured Assets</u>													
FNMA	3133EHY9	Gov. Agency Debenture	9/21/2017	1,300,000.00	1,295,866.00			9/14/2020	1.61%	\$ 58,120.83	\$ 57,964.67	\$ 4,348.78	
FFCB	3133ELVV3	Gov. Agency Debenture	4/8/2020	1,600,000.00	1,600,000.00			10/8/2020	0.93%	\$ 15,200.00	\$ 3,456.44	\$ 4,164.38	
FNMA	3136G0AW1	Gov. Agency Debenture	12/13/2017	2,000,000.00	2,017,900.00			10/16/2020	2.02%	\$ 133,558.33	\$ 103,715.85	\$ 12,044.42	
BankAmerica Corp	06051GGS2	Corporate Bond	4/30/2020	1,300,000.00	1,302,314.00			10/1/2020	1.21%	\$ 27,826.08	\$ 4,141.23	\$ 6,313.69	
Disney	254687CK0	Corporate Bond	3/4/2020	1,000,000.00	1,029,080.00			2/15/2021	1.39%	\$ 42,625.00	\$ 4,687.49	\$ 9,136.62	
FNMA	3135G0J20	Gov. Agency Debenture	2/10/2020	1,000,000.00	998,882.00			2/26/2021	1.48%	\$ 14,361.11	\$ 5,724.31	\$ 9,784.10	
FFCB	3133EKCS3	Gov. Agency Debenture	3/21/2019	1,400,000.00	1,403,262.00			3/11/2021	2.43%	\$ 70,408.33	\$ 43,563.60	\$ 23,694.12	
Oracle	68389XBL8	Corporate Bond	7/8/2019	1,000,000.00	1,008,880.00			3/25/2021	2.18%	\$ 40,466.67	\$ 21,374.17	\$ 20,000.97	
American Express	0258M0EB1	Corporate Bond	2/11/2020	1,000,000.00	1,007,210.00			4/4/2021	1.66%	\$ 27,750.00	\$ 6,215.30	\$ 12,341.82	
Toyota Motor Credit	89236TCZ6	Corporate Bond	3/13/2020	500,000.00	504,440.00			4/8/2021	1.06%	\$ 10,159.72	\$ 1,599.24	\$ 4,137.48	

Total Investments "Matured"												\$ 105,966.38	
Total Interest FY 20_21 Matured and Current												\$ 759,863.66	

Maturity Profile		Amount
0-1 year		\$24,241,060.88
1-2 years		\$8,814,540.72
2-3 years		\$17,312,589.04
3-5 years		\$ 7,166,350.72
		<u>\$57,534,541.36</u>

Market to Cost Position Report

Institution	Amortized Cost
BNY Assets	\$45,510,578.68
BNY MM	144,732.52
LAIF	11,879,230.16
Totals:	<u>\$57,534,541.36</u>

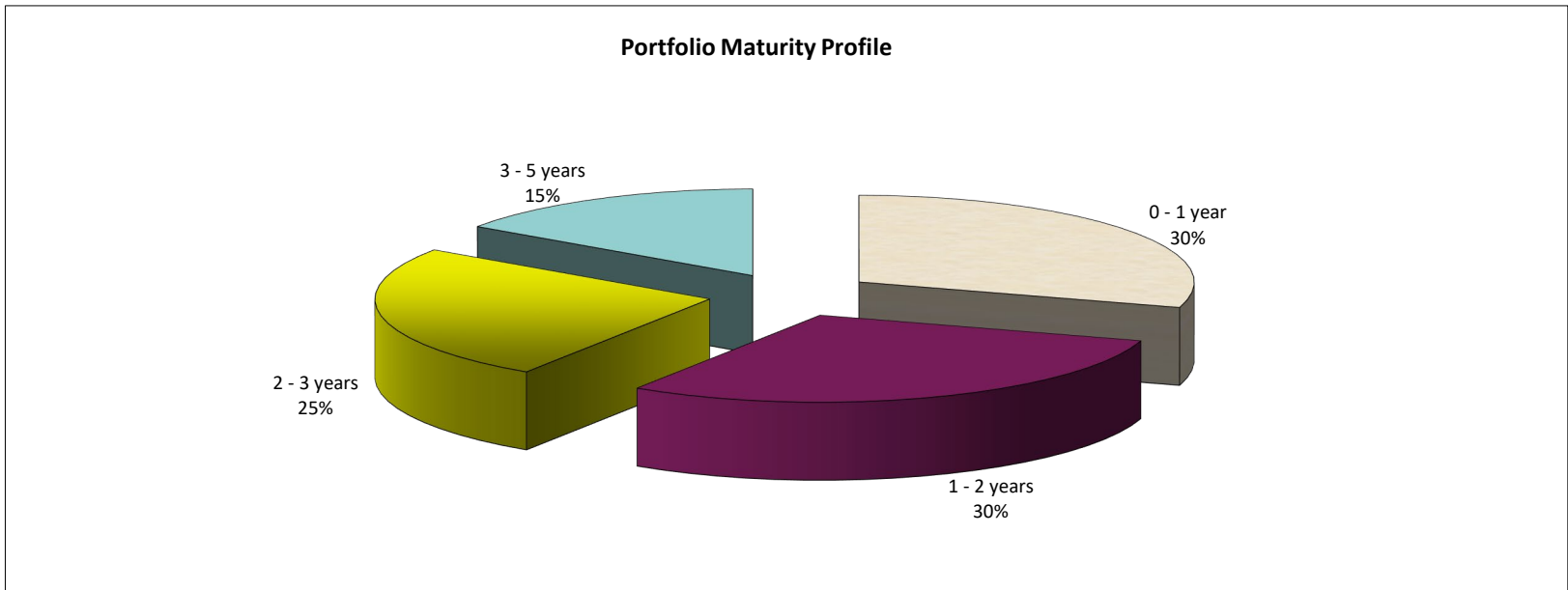
**Town of Los Gatos
Summary Investment Information
April 30, 2021**

Weighted Average YTM Portfolio Yield: **1.41%** **Weighted Average Maturity (days)** **561**

	<u>This Month</u>	<u>Last Month</u>	<u>One year ago</u>
Portfolio Balance	\$66,219,351	\$63,051,470	\$72,729,892

Benchmarks/ References:

Town's Average Yield	1.41%	1.43%	1.86%
LAIF Yield for month	0.34%	0.36%	1.22%
3 mo. Treasury	0.02%	0.02%	0.15%
6 mo. Treasury	0.04%	0.04%	0.19%
2 yr. Treasury	0.16%	0.16%	0.15%
5 yr. Treasury (most recent)	0.85%	0.94%	0.29%
10 Yr. Treasury	1.63%	1.74%	0.66%

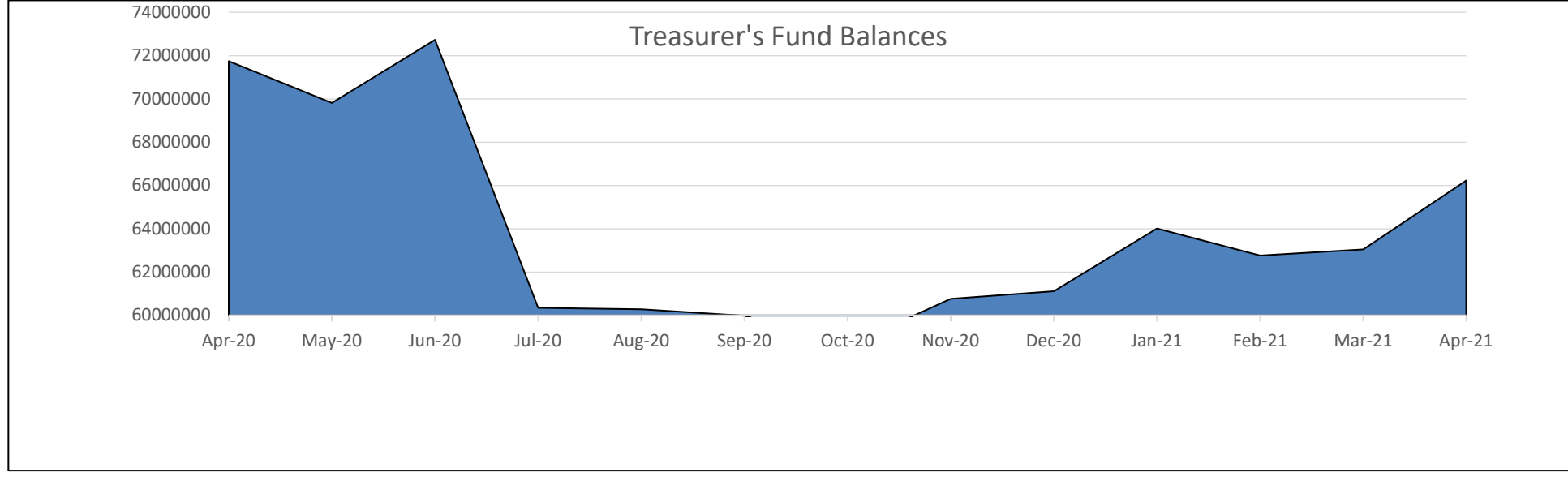
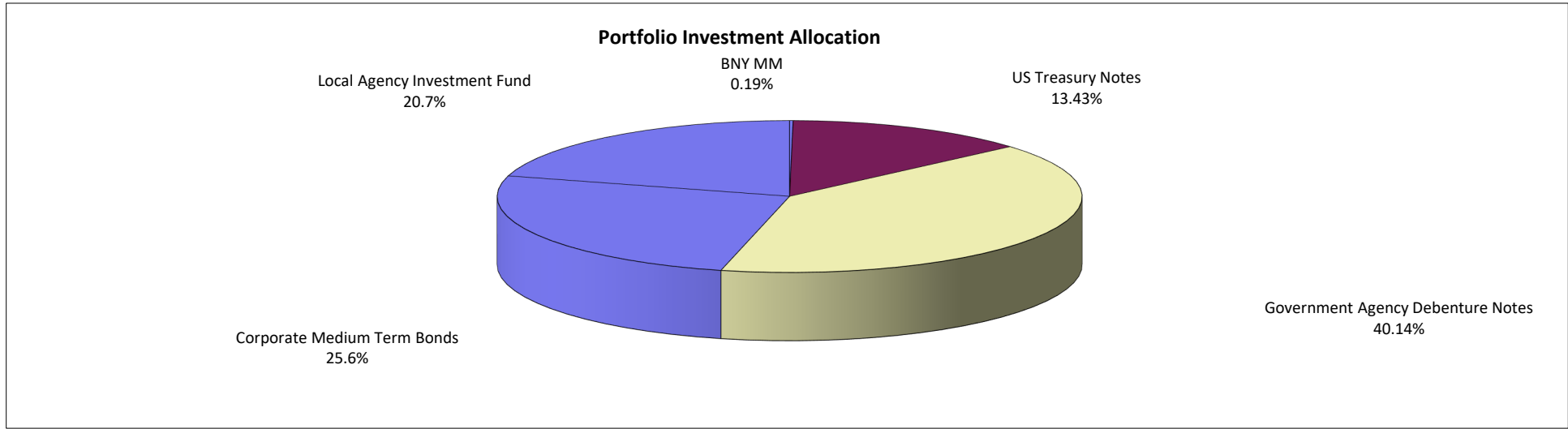


Compliance: The Town's investments are in compliance with the Town's investment policy dated November 3, 2020 and also in compliance with the requirements of Section 53601 of the California State Code. Based on the information available, the Town has sufficient funds to meet the cash demands for the next six months.

Town of Los Gatos
Portfolio Allocation & Treasurer's Fund Balances
April 30, 2021

	Month	YTD
Fund Balances - Beginning of Month/Period	\$63,051,470.37	\$72,729,892.43
Receipts	8,336,252.15	45,378,435.46
Disbursements	(5,168,371.20)	(51,888,976.57)
Fund Balances - End of Month/Period	<u>\$66,219,351.32</u>	<u>\$66,219,351.32</u>

<u>Portfolio Allocation:</u>	%	% of Portfolio	<u>Max. % Or \$ Allowed Per State Law or Policy</u>
BNY MM	\$109,631.17	0.19%	20% of Town Portfolio
US Treasury Notes	\$7,723,416.42	13.43%	No Max. on US Treasuries
Government Agency Debenture Notes	\$23,078,639.75	40.14%	No Max. on Non-Mortgage Backed
Corporate Medium Term Bonds	\$14,708,522.51	25.58%	30% of Town Portfolio
Local Agency Investment Fund	\$11,879,230.16	20.66%	\$75 M per State Law
Subtotal - Investments	57,499,440.01	100.00%	
Reconciled Demand Deposit Balances	<u>8,719,911.31</u>		
Total Treasurer's Fund	<u>\$66,219,351.32</u>		



Town of Los Gatos
Non-Treasury Restricted Fund Balances
April 30, 2021

	Beginning Balance	APR 21 Deposits Realized Gain/Adj.	APR 21 Interest/ Earnings	APR 21 Withdrawals	Ending Balance	
Non-Treasury Funds:						
Cert. of Participation 2002 Series A Reserve Fund	\$ 686,256.32		\$ 5.89		\$ 686,262.21	Note 1
Cert. Of Participation 2010 Ser A Lease Pymt Fund	0.39				\$ 0.39	Note 1
Cert. of Participation 2002 Lease Payment Fund	19.71				\$ 19.71	Note 1
Cert. of Participation 2010 Series Reserve Fund	1,298,163.66		11.84		1,298,175.50	Note 2
Total Restricted Funds:	<u>\$ 1,984,440.08</u>	<u>\$ -</u>	<u>\$ 17.73</u>	<u>\$ -</u>	<u>\$ 1,984,457.81</u>	
CEPPT IRS Section 115 Trust	699,679.04	0.00	7,308.96	706,988.00	0.00	
Grand Total COP's and CEPPT Trust	<u>\$ 2,684,119.12</u>	<u>\$ -</u>	<u>\$ 7,326.69</u>	<u>\$ 706,988.00</u>	<u>\$ 1,984,457.81</u>	

These accounts are not part of the Treasurer's fund balances reported elsewhere in this report, as they are for separate and distinct entities.

Note 1: The three original funds for the Certificates of Participation 2002 Series A consist of construction funds which will be expended over the next few years, reserve funds which will guarantee the payment of lease payments, and a third fund for the disbursement of lease payments and initial delivery costs.

Note 2: The 2010 COP Funds are all for the Library construction, reserves to guarantee lease payments, and a lease payment fund for the life of the COP issue. The COI fund was closed in September 2010.

Note 3: The CEPPT Section IRS Section 115 Trust was established as an irrevocable trust dedicated to accumulate resources to fund the Town's unfunded liabilities related to pension and other po

Town of Los Gatos
Statement of Interest Earned
April 30, 2021

Interest by Month

July 2020	\$78,263.77
August 2020	78,263.76
September 2020	75,077.38
October 2020	71,634.00
November 2020	68,018.31
December 2020	70,285.58
January 2021	69,933.93
February 2021	60,470.54
March 2021	65,158.26
April 2021	60,531.06
May 2021	
June 2021	
	<hr/>
	<u>\$697,636.59</u>

**Town of Los Gatos Investment Schedule March
2021**

<u>Institution</u>	<u>CUSIP #</u>	<u>Security</u>	<u>Deposit Date</u>	<u>Par Value</u>	<u>Original Cost</u>	<u>Market Value</u>	<u>Purchased Interest</u>	<u>Maturity Date or Call Date</u>	<u>Yield to Maturity or Call</u>	<u>Interest Received to Date</u>	<u>Interest Earned Prior Yrs.</u>	<u>Interest Earned Current FY</u>	<u>Days to Maturity</u>
Treasury	912828WR7	US Treasury Note	4/2/2019	1,000,000.00	995,625.00	1,003,323.74		6/30/2021	2.33%	\$ 37,099.45	\$ 28,917.32	\$ 19,320.58	61
Toyota Motor Credit	892367DP7	Corporate Bond	05/20/19	1,100,000.00	1,102,596.00	1,117,589.24		1/11/2022	2.50%	\$ 46,951.67	\$ 30,798.33	\$ 23,004.16	256
Toyota Motor Credit	892367THA6	Corporate Bond	4/12/2021	500,000.00	510,580.00	510,965.18	881.25	8/25/2023	0.45%	\$ (881.25)	\$ -	\$ 112.71	847
American Express Credit Corp.	0258M0EG0	Corporate Bond	4/5/2021	1,000,000.00	1,020,330.00	1,018,588.07	2,400.00	1/31/2022	0.46%	\$ (2,400.00)	\$ -	\$ 160.78	276
FFCB	3133EKMX1	Gov. Agency Debenture	8/2/2019	1,000,000.00	1,014,400.00	1,051,582.36		2/23/2024	1.90%	\$ 40,325.83	\$ 17,466.66	\$ 15,945.54	1029
FFCB	3133EMBE1	Gov. Agency Debenture	10/8/2020	1,600,000.00	1,598,000.00	1,598,347.50		3/28/2024	0.34%	\$ 2,253.34	\$ -	\$ 3,004.76	1063
FFCB	3133EMCQ3	Gov. Agency Debenture	10/16/2020	2,000,000.00	1,998,000.00	1,997,184.48		10/13/2024	0.31%	\$ 2,753.33	\$ -	\$ 3,275.98	1262
BankAmerica Corp	06051GHC6	Corporate Bond	10/9/2020	1,300,000.00	1,366,287.00	1,351,415.00		12/20/2023	0.66%	\$ 7,701.92	\$ -	\$ 10,188.69	964
IBM	459200HG9	Corporate Bond	8/8/2019	1,000,000.00	995,010.00	1,022,020.23		8/1/2022	2.05%	\$ 27,760.42	\$ 18,296.32	\$ 17,009.42	458
IBM	459200JY8	Corporate Bond	3/25/2021	1,000,000.00	1,071,040.00	1,074,720.59	10,833.33	5/15/2024	0.71%	\$ (10,833.33)	\$ -	\$ 729.23	1111
US Treasury	912828R28	US Treasury Note	7/2/2019	500,000.00	497,246.09	514,453.13		4/30/2023	1.77%	\$ 14,859.04	\$ 8,819.78	\$ 7,365.97	730
Freddie Mac	3137EAEN5	Gov. Agency Debenture	7/19/2019	2,000,000.00	2,072,358.00	2,108,332.42		6/19/2023	1.79%	\$ 77,916.67	\$ 34,741.74	\$ 30,436.57	780
FFCB	3133EKVF0	Gov. Agency Debenture	7/22/2019	1,000,000.00	999,630.00	1,029,526.58		1/17/2023	1.89%	\$ 27,864.58	\$ 17,771.06	\$ 15,704.66	627
Treasury	912828L57	US Treasury Note	7/22/2019	1,200,000.00	1,197,988.40	1,227,843.74		9/30/2022	2.09%	\$ 35,516.39	\$ 20,385.25	\$ 18,014.88	518
Freddie Mac	3137EADB2	Gov. Agency Debenture	1/17/2020	2,100,000.00	2,132,039.70	2,134,024.03		1/13/2022	2.12%	\$ 49,320.84	\$ 15,274.50	\$ 28,142.11	258
US Treasury	912828Y20	Gov. Agency Debenture	1/31/2020	1,000,000.00	1,016,601.56	1,005,191.37		7/15/2021	1.47%	\$ 25,096.16	\$ 6,138.62	\$ 12,358.54	76
American Honda	02665WCZ2	Corporate Bond	11/27/2019	1,000,000.00	1,012,410.01	1,053,864.56		6/27/2024	2.12%	\$ 36,733.34	\$ 12,601.45	\$ 17,735.37	1154
JP Morgan Chase	46625HJE1	Gov. Agency Debenture	2/11/2020	900,000.00	934,587.00	937,042.47		9/23/2022	1.74%	\$ 32,662.50	\$ 6,148.83	\$ 13,351.75	511
Honeywell Int'l.	438516BW5	Corporate Bond	11/20/2019	1,000,000.00	1,014,660.00	1,056,218.16		7/15/2024	1.64%	\$ 27,983.33	\$ 12,127.88	\$ 16,533.07	1172
Caterpillar Financial Serv	14913Q2V0	Corporate Bond	2/23/2021	1,000,000.00	1,077,370.00	1,069,735.67	7,600.00	5/17/2024	0.44%	\$ (7,600.00)	\$ -	\$ 822.28	1113
FNMA	3135G0V75	Gov. Agency Debenture	10/17/2019	1,100,000.00	1,105,833.30	1,148,545.76		7/2/2024	1.63%	\$ 23,581.25	\$ 12,682.51	\$ 15,001.87	1159
US Bancorp	91159HHV5	Corporate Bond	12/24/2019	1,000,000.00	1,049,040.00	1,078,602.58		1/5/2024	2.12%	\$ 37,593.75	\$ 11,183.73	\$ 17,988.64	980
FHLB	3133834G3	Gov. Agency Debenture	3/11/2021	1,400,000.00	1,460,522.00	1,456,405.94	7,602.78	6/9/2023	0.19%	\$ (7,602.78)	\$ -	\$ 384.98	770
FFCB	3133EKQA7	Gov. Agency Debenture	10/21/2019	1,000,000.00	1,019,780.00	1,055,216.60		9/10/2024	1.66%	\$ 28,831.11	\$ 11,615.55	\$ 13,957.03	1229
PNC Financial	693476BN2	Corporate Bond	8/15/2019	1,000,000.00	1,029,280.00	1,023,051.21		2/6/2022	2.12%	\$ 51,608.33	\$ 18,589.78	\$ 17,660.30	282
FHLB	313379Q69	Gov. Agency Debenture	7/22/2019	1,000,000.00	1,006,960.00	1,020,186.08		6/10/2022	1.87%	\$ 29,395.83	\$ 17,755.82	\$ 15,691.19	406
FNMA	3135G0V59	Gov. Agency Debenture	11/27/2019	1,540,000.00	1,562,924.44	1,571,672.83		4/12/2022	1.61%	\$ 47,643.75	\$ 14,793.93	\$ 20,821.08	347
JP Morgan Chase	46625HJT8	Corporate Bond	9/23/2019	1,400,000.00	1,485,414.00	1,527,364.79		2/1/2024	2.39%	\$ 73,538.89	\$ 26,688.85	\$ 28,873.35	1007
American Honda	02665WDH1	Corporate Bond	2/14/2020	600,000.00	603,756.00	618,389.64		5/10/2023	1.75%	\$ 10,595.00	\$ 3,955.80	\$ 8,777.83	740
FHLB	3130AABG2	US Treasury Note	4/15/2019	1,000,000.00	988,250.00	1,010,458.05		11/29/2021	2.34%	\$ 30,416.67	\$ 28,121.02	\$ 19,341.15	213
FNMA	3135G0Q89	Gov. Agency Debenture	2/10/2020	1,000,000.00	998,702.00	1,005,724.80		10/7/2021	1.38%	\$ 15,927.08	\$ 5,614.15	\$ 12,104.27	160
FHLB	3130ALH98	Gov. Agency Debenture	2/26/2021	1,000,000.00	997,610.00	997,467.01		2/26/2024	0.33%	\$ -	\$ -	\$ 569.01	1032
Treasury	912828M80	US Treasury Note	7/22/2019	1,000,000.00	1,006,175.23	1,029,531.25		11/30/2022	1.81%	\$ 27,158.47	\$ 17,118.04	\$ 15,127.57	579
Treasury	912828U57	US Treasury Note	7/31/2019	1,000,000.00	1,011,875.00	1,048,046.88		11/30/2023	1.84%	\$ 28,333.33	\$ 16,990.40	\$ 15,418.15	944
Treasury	912828X70	US Treasury Note	12/30/2019	1,000,000.00	1,010,589.29	1,049,492.19		4/30/2024	1.75%	\$ 29,703.30	\$ 9,805.98	\$ 16,289.72	1096
Treasury	912828XT2	US Treasury Note	10/31/2019	1,000,000.00	1,015,667.41	1,050,273.44		5/31/2024	1.64%	\$ 21,639.34	\$ 11,040.77	\$ 13,812.32	1127
Wells Fargo	94988J6A0	Corporate Bond	6/24/2020	1,350,000.00	1,370,749.50	1,358,434.50		9/9/2021	0.80%	\$ 18,912.83	\$ 163.99	\$ 8,308.72	132
FFCB	3133EJ3Q0	Gov. Agency Debenture	8/28/2019	1,500,000.00	1,587,503.75	1,601,287.53		12/21/2023	2.12%	\$ 56,661.46	\$ 19,226.80	\$ 19,038.91	965
Freddie Mac	3133EKKT2	Gov. Agency Debenture	6/24/2019	1,550,000.00	1,573,188.00	1,607,673.22		2/8/2023	1.82%	\$ 65,293.75	\$ 29,033.70	\$ 23,726.46	649
Subtotal				\$ 44,640,000.00	\$ 45,510,578.68	\$ 46,139,792.82	\$ 29,317.36			\$ 1,060,315.59	\$ 483,868.54	\$ 536,109.60	
BNY MM		Money Market			109,631.17	109,631.17			0.00%				1
LAIF		State Investment Pool			11,879,230.16	11,879,230.16			0.34%			57,411.44	1
					\$57,499,440.01	\$58,128,654.15				\$ 1,060,315.59	\$ 483,868.54	\$ 593,521.04	

<u>Matured Assets</u>													
FNMA	3133EHY9	Gov. Agency Debenture	9/21/2017	1,300,000.00	1,295,866.00			9/14/2020	1.61%	\$ 58,120.83	\$ 57,964.67	\$ 4,348.78	
FFCB	3133ELVV3	Gov. Agency Debenture	4/8/2020	1,600,000.00	1,600,000.00			10/8/2020	0.93%	\$ 15,200.00	\$ 3,456.44	\$ 4,164.38	
FNMA	3136G0AW1	Gov. Agency Debenture	12/13/2017	2,000,000.00	2,017,900.00			10/16/2020	2.02%	\$ 133,558.33	\$ 103,715.85	\$ 12,044.42	
BankAmerica Corp	06051GGS2	Corporate Bond	4/30/2020	1,300,000.00	1,302,314.00			10/1/2020	1.21%	\$ 27,826.08	\$ 4,141.23	\$ 6,313.69	
Disney	254687CK0	Corporate Bond	3/4/2020	1,000,000.00	1,029,080.00			2/15/2021	1.39%	\$ 42,625.00	\$ 4,687.49	\$ 9,136.62	
FNMA	3135G0J20	Gov. Agency Debenture	2/10/2020	1,000,000.00	998,882.00			2/26/2021	1.48%	\$ 14,361.11	\$ 5,724.31	\$ 9,784.10	
FFCB	3133EKCS3	Gov. Agency Debenture	3/21/2019	1,400,000.00	1,403,262.00			3/11/2021	2.43%	\$ 70,408.33	\$ 43,563.60	\$ 23,694.12	
Oracle	68389XBL8	Corporate Bond	7/8/2019	1,000,000.00	1,008,880.00			3/25/2021	2.18%	\$ 40,466.67	\$ 21,374.17	\$ 18,150.13	
American Express	0258M0EB1	Corporate Bond	2/11/2020	1,000,000.00	1,007,210.00			4/4/2021	1.66%	\$ 16,500.00	\$ 6,215.30	\$ 12,341.82	
Toyota Motor Credit	89236TCZ6	Corporate Bond	3/13/2020	500,000.00	504,440.00			4/8/2021	1.06%	\$ 10,159.72	\$ 1,599.24	\$ 4,137.48	

Total Investments "Matured" \$ 104,115.55

Total Interest FY 20_21 Matured and Current \$ 697,636.59

<u>Maturity Profile</u>	<u>Amount</u>
0-1 year	\$24,205,959.53
1-2 years	\$7,713,538.63
2-3 years	\$15,254,591.84
3-5 years	\$ 10,325,350.01
	<u>\$57,499,440.01</u>

Market to Cost Position Report

<u>Institution</u>	<u>Amortized Cost</u>
BNY Assets	\$45,510,578.68
BNY MM	109,631.17
LAIF	11,879,230.16
Totals:	<u>\$57,499,440.01</u>