
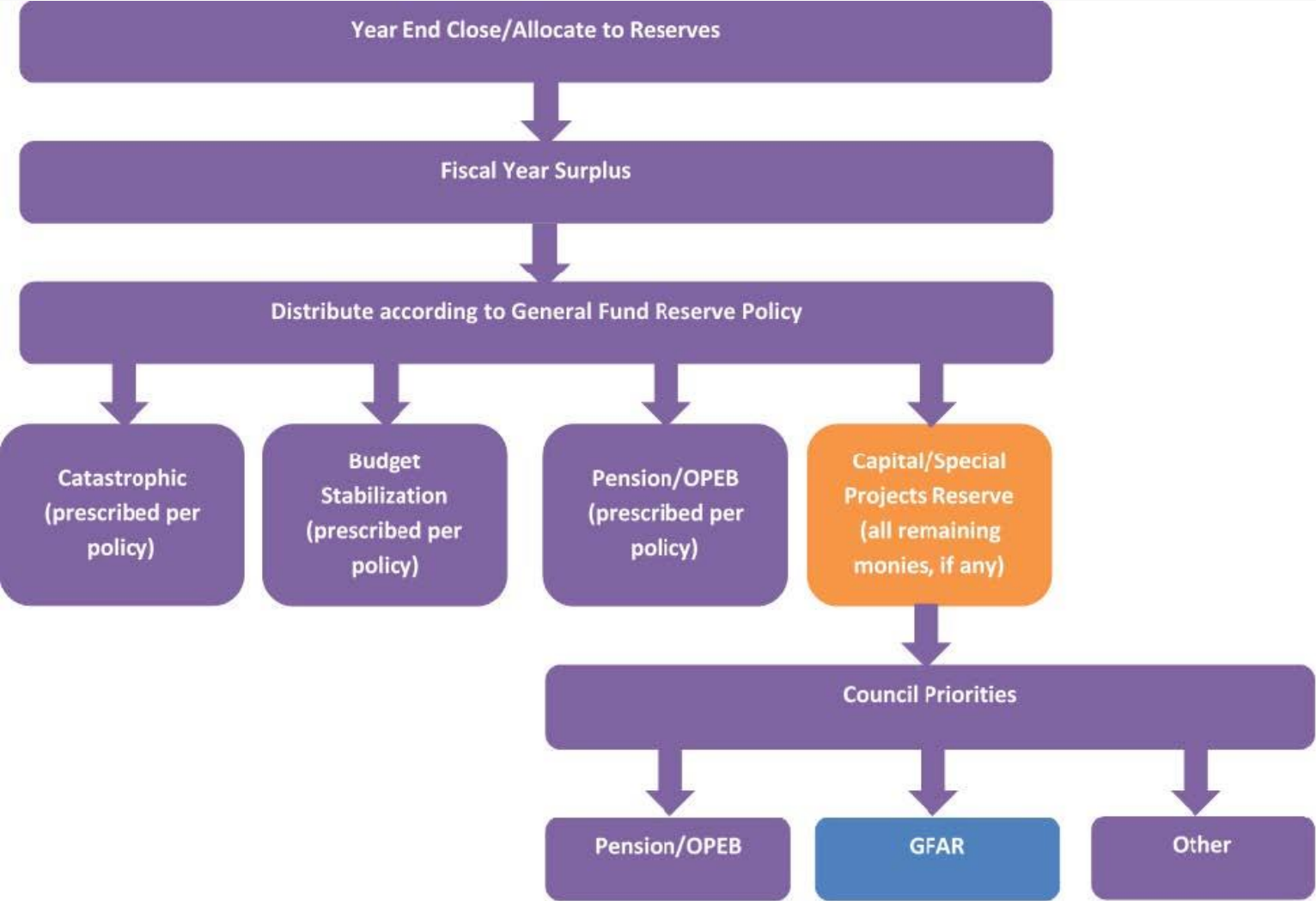


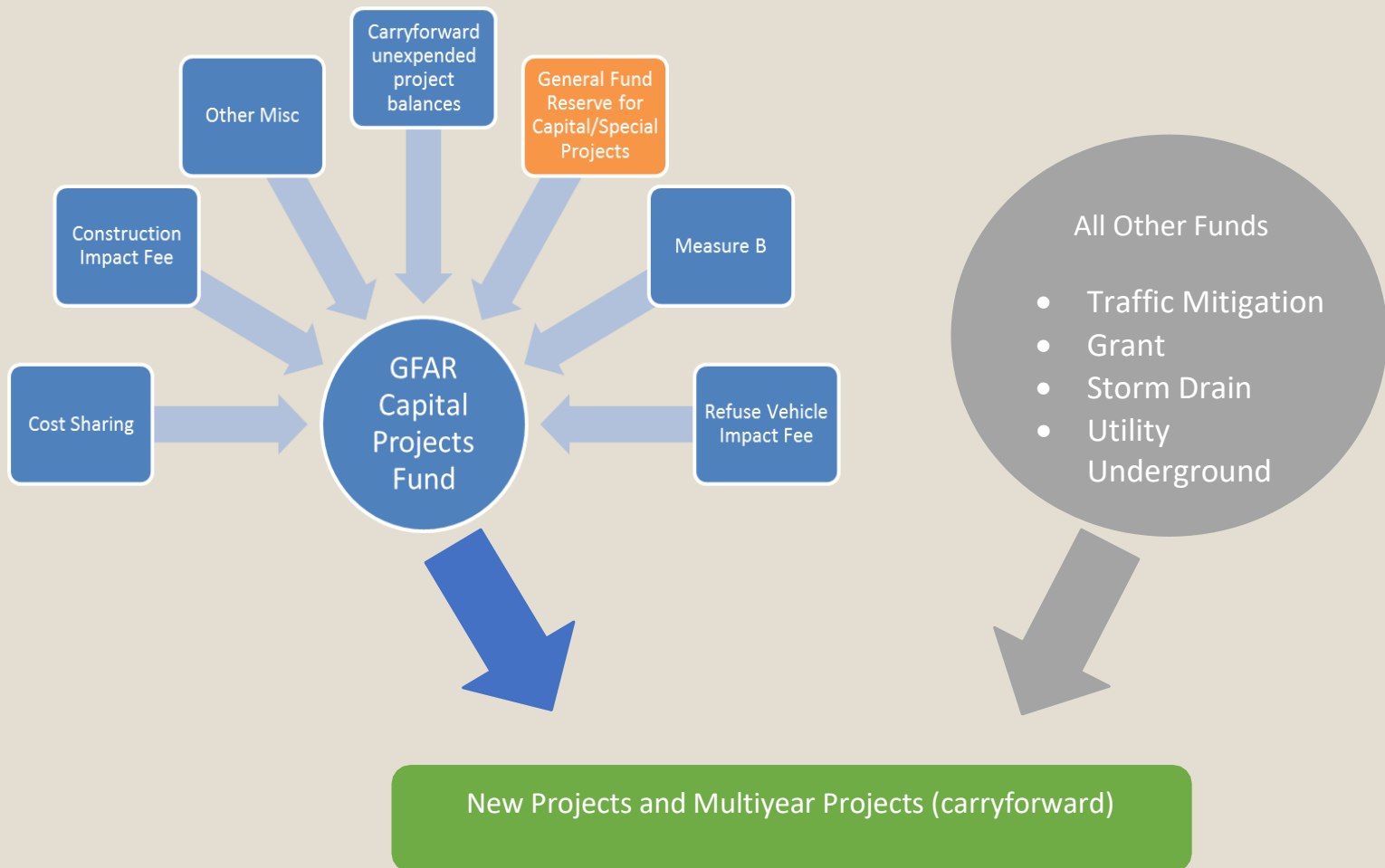
Proposed Capital Improvement Program Budget April 26, 2021




FLOW OF FUNDS



CIP FUNDING SOURCES



COUNCIL PRIORITIES - CIP RELATED



- **Vegetation Management**
- **Develop Measure B Transportation Projects**
- **Install Bicycle and Pedestrian Improvements**
- **Community Shuttle**
- **Summer/ Rush Hour/ School Traffic**
- **Explore New Revenue Opportunities**

CIP Program Categories




<u>Budget by Program Category</u>	<u>Carryforward & FY 2021/22</u>	<u>Category %</u>
<i>Streets Program</i>		
Street Reconstruction	\$ 6,170,196	24%
Maintenance, Repair & Safety Projects	3,515,331	14%
Street Improvements	7,787,564	30%
Bridges	3,750,744	15%
<i>Streets Program</i>	\$ 21,223,835	82%
<i>Parks and Trails Program</i>		
Park Improvements	\$ 579,386	2%
Trail Improvements	1,398,429	5%
<i>Parks Program</i>	\$ 1,977,815	8%
<i>Public Facilities Program</i>		
Infrastructure	\$ 2,263,088	9%
Equipment	298,952	1%
<i>Public Facilities</i>	\$ 2,562,040	10%
TOTAL PROJECT FUNDING	\$ 25,763,689	100%

CIP PROGRAM CATEGORIES



OBSERVATIONS ON THIS CIP



- **Limited Opportunity for new projects**
 - **Prioritization**

- **Reliance on grants – requires a match for each grant**

- **Reductions to Capital Maintenance planned for later years**

- **Unfunded Capital Needs – Pavement, Storm, Facility, ADA, Sidewalk**
 - **Including Big \$ Projects – Shannon Road Repair, Roadside Vegetation Management, Blossom Hill Road Traffic Calming**