

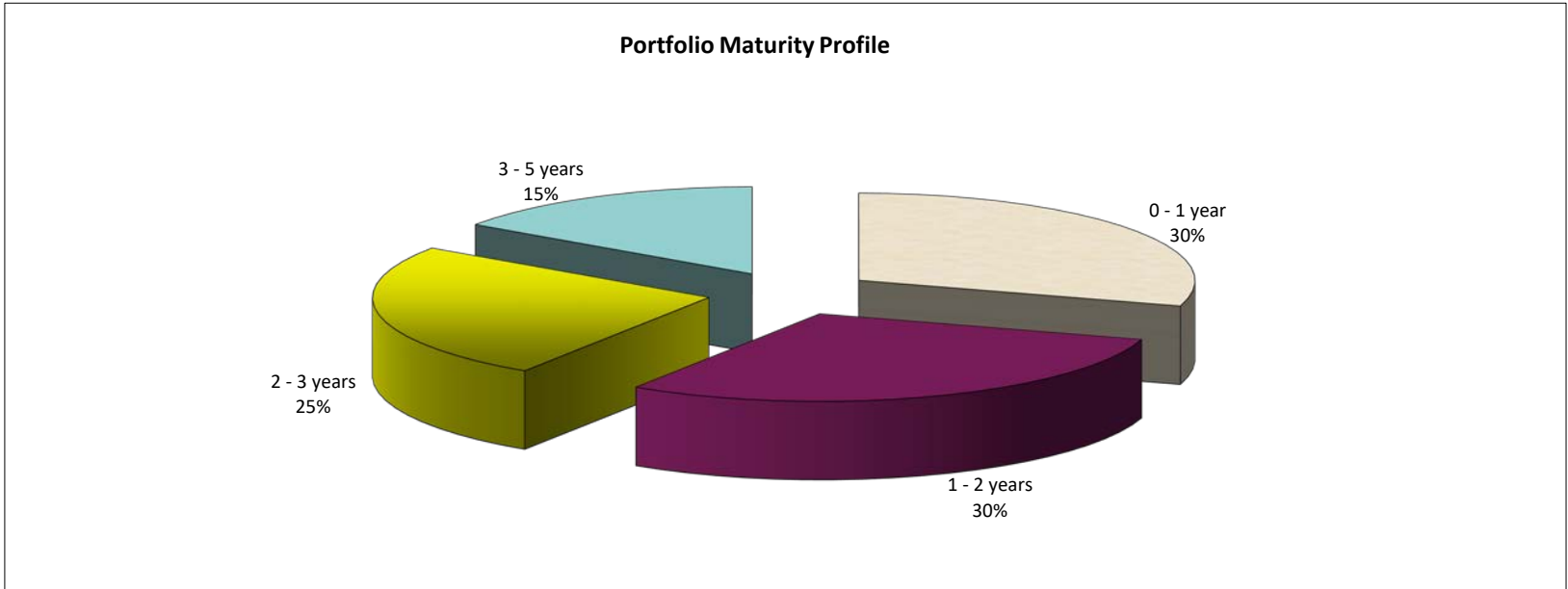
**Town of Los Gatos  
Summary Investment Information  
October 31, 2019**

**Weighted Average YTM Portfolio Yield:** **1.96%** **Weighted Average Maturity (days)** **565**

	<u>This Month</u>	<u>Last Month</u>	<u>One year ago</u>
<b>Portfolio Balance</b>	\$61,880,644	\$61,720,311	\$63,177,701

**Benchmarks/ References:**

Town's Average Yield	1.96%	2.02%	1.91%
LAIF Yield for month	2.19%	2.28%	2.14%
3 mo. Treasury	1.55%	1.82%	2.33%
6 mo. Treasury	1.56%	1.82%	2.49%
2 yr. Treasury	1.53%	1.62%	2.87%
5 yr. Treasury (most recent)	1.55%	1.55%	2.98%
10 Yr. Treasury	1.52%	1.67%	3.14%

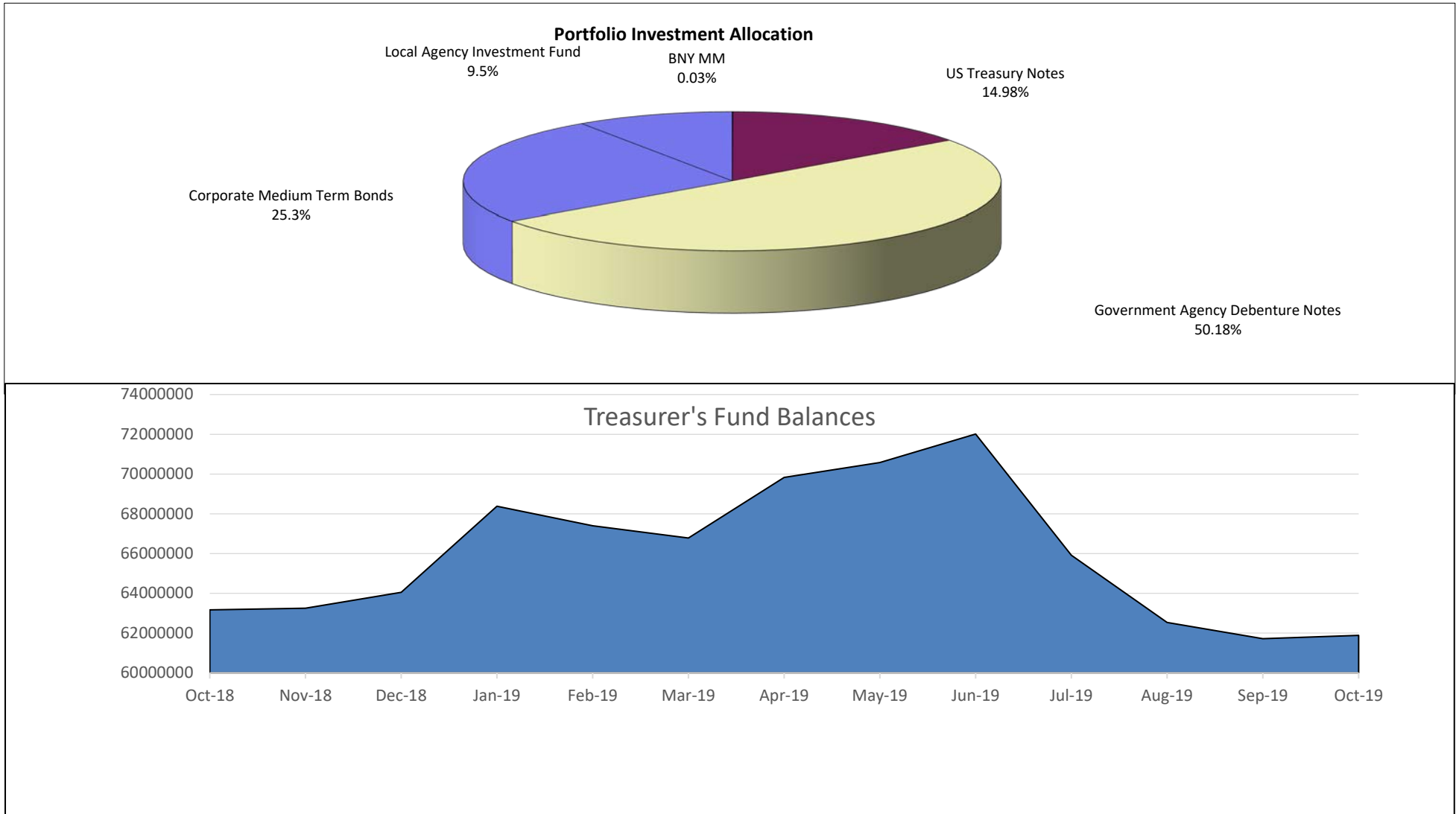


**Compliance:** The Town's investments are in compliance with the Town's investment policy dated September 3, 2019 and also in compliance with the requirements of Section 53601 of the California State Code. Based on the information available, the Town has sufficient funds to meet the cash demands for the next six months.

**Town of Los Gatos**  
**Portfolio Allocation & Treasurer's Fund Balances**  
**October 31, 2019**

	<u>Month</u>	<u>YTD</u>
Fund Balances - Beginning of Month/Period	\$61,720,310.78	\$72,013,633.77
Receipts	3,396,915.31	10,729,899.58
Disbursements	(3,236,582.17)	(20,862,889.43)
Fund Balances - End of Month/Period	<u>\$61,880,643.92</u>	<u>\$61,880,643.92</u>

<u>Portfolio Allocation:</u>	<u>% of Portfolio</u>	<u>Max. % Or \$ Allowed Per State Law or Policy</u>
BNY MM	\$18,747.70	0.03%
US Treasury Notes	\$8,704,663.07	14.98%
Government Agency Debenture Notes	\$29,167,086.42	50.18%
Corporate Medium Term Bonds	\$14,723,289.50	25.33%
Local Agency Investment Fund	<u>5,506,169.91</u>	9.47%
Subtotal - Investments	58,119,956.60	100.00%
Reconciled Demand Deposit Balances	<u>3,760,687.32</u>	
 Total Treasurer's Fund	 <u>\$61,880,643.92</u>	



**Town of Los Gatos**  
**Non-Treasury Restricted Fund Balances**  
**October 31, 2019**

	Beginning Balance	OCT 19 Deposits Realized Gain/Adj.	OCT 19 Interest/ Earnings	OCT 19 Withdrawals	Ending Balance	
Non-Treasury Funds:						
Cert. of Participation 2002 Series A Reserve Fund	\$ 691,403.19		\$ 886.55	\$ -	\$ 692,289.74	Note 1
Cert. Of Participation 2010 Ser A Lease Pymt Fund	591.13		0.90		592.03	Note 1
Cert. of Participation 2002 Lease Payment Fund	243.08		0.31		243.39	Note 1
Cert. of Participation 2010 Series Reserve Fund	1,286,340.75		1,979.25	0.00	1,288,320.00	Note 2
Total Restricted Funds:	<u>\$ 1,978,578.15</u>	<u>\$0.00</u>	<u>\$2,867.01</u>	<u>\$0.00</u>	<u>\$1,981,445.16</u>	
PARS IRS Section 115 Trust	<u>\$ 5,057,150.96</u>	<u>\$ -</u>	<u>\$ (7,367.76)</u>	<u>\$ 4,755,018.57</u>	<u>\$ 294,764.63</u>	Note 3
Grand Total COP's and PARS Trust	<u>\$ 7,035,729.11</u>	<u>\$ -</u>	<u>\$ (4,500.75)</u>	<u>\$ 4,755,018.57</u>	<u>\$ 2,276,209.79</u>	

These accounts are not part of the Treasurer's fund balances reported elsewhere in this report, as they are for separate and distinct entities.

**Note 1:** The three original funds for the Certificates of Participation 2002 Series A consist of construction funds which will be expended over the next few years, reserve funds which will guarantee the payment of lease payments, and a third fund for the disbursement of lease payments and initial delivery costs.

**Note 2:** The 2010 COP Funds are all for the Library construction, reserves to guarantee lease payments, and a lease payment fund for the life of the COP issue. The COI fund was closed in September 2010.

**Note 3:** The PARS Section IRS Section 115 Trust was established as an irrevocable trust dedicated to accumulate resources to fund the Town's unfunded liabilities related to pension and other p

**Town of Los Gatos  
Statement of Interest Earned  
October 31, 2019**

Interest by Month

July 2019	\$103,310.93
August 2019	101,993.86
September 2019	99,668.91
October 2019	100,474.14
November 2019	
December 2019	
January 2020	
February 2020	
March 2020	
April 2020	
May 2020	
June 2020	
	<hr/>
	<u>\$405,447.84</u>

**Town of Los Gatos Investment Schedule October 2019**

Institution	CUSIP #	Security	Deposit Date	Par Value	Original Cost	Market Value	Purchased Interest	Maturity Date or Call Date	Yield to Maturity or Call	Interest Received to Date	Interest Earned Prior Yrs.	Interest Earned Current FY	Days to Maturity
Treasury	912828WR7	US Treasury Note	4/2/2019	1,000,000.00	995,625.00	1,008,945.31		6/30/2021	2.33%	\$ 5,224.45	\$ 5,656.35	\$ 7,817.21	608
Toyota Motor Credit	89236TDP7	Corporate Bond	05/20/19	1,100,000.00	1,102,596.00	1,118,854.73		1/11/2022	2.50%	\$ 4,051.67	\$ 3,102.53	\$ 9,307.60	803
FHLB	3133834H1	Gov. Agency Debenture	9/20/2017	1,785,000.00	1,776,432.00	1,782,430.42		6/12/2020	1.56%	\$ 42,406.15	\$ 49,147.92	\$ 9,329.00	225
FFCB	3133EJB81	Gov. Agency Debenture	10/9/2018	1,700,000.00	1,697,331.00	1,708,191.77		3/25/2020	2.84%	\$ 44,605.17	\$ 34,889.76	\$ 16,255.46	146
FFCB	3133EKM1X1	Gov. Agency Debenture	8/2/2019	1,000,000.00	1,014,400.00	1,028,519.83		2/23/2024	1.90%	\$ 6,875.83	\$ -	\$ 4,720.72	1576
FFCB	3133EHEZ2	Gov. Agency Debenture	9/20/2017	1,600,000.00	1,602,304.00	1,599,771.66		4/6/2020	1.54%	\$ 52,337.78	\$ 43,841.67	\$ 8,321.80	158
FNMA	3133EHY1M9	Gov. Agency Debenture	9/21/2017	1,300,000.00	1,295,866.00	1,299,028.39		9/14/2020	1.61%	\$ 38,620.83	\$ 37,021.86	\$ 7,038.16	319
US Treasury	912828VF4	US Treasury Note	9/21/2017	1,000,000.00	997,109.38	998,554.69		5/31/2020	1.48%	\$ 23,254.78	\$ 26,275.86	\$ 4,995.26	213
FNMA	3136G0AW1	Gov. Agency Debenture	12/13/2017	2,000,000.00	2,017,900.00	2,013,736.44		10/16/2020	2.02%	\$ 86,558.33	\$ 62,898.65	\$ 13,717.26	351
IBM	459200HG9	Corporate Bond	8/8/2019	1,000,000.00	995,010.00	998,842.62	364.58	8/1/2022	2.05%	\$ (364.58)	\$ -	\$ 4,699.97	1005
Oracle	68389XBL8	Corporate Bond	7/8/2019	1,000,000.00	1,008,880.00	1,013,712.15		7/15/2023	2.18%	\$ 4,466.67	\$ -	\$ 6,866.00	1353
US Treasury	912828R28	US Treasury Note	7/2/2019	500,000.00	497,246.09	501,718.75		4/30/2023	1.77%	\$ 2,671.54	\$ -	\$ 2,931.85	1277
American Express	0258M0EE5	Corporate Bond	9/15/2017	1,000,000.00	1,007,980.00	1,000,553.57		1/2/2020	1.87%	\$ 43,266.67	\$ 33,148.01	\$ 6,243.81	63
Freddie Mac	3137EAEN5	Gov. Agency Debenture	7/19/2019	2,000,000.00	2,072,358.00	2,084,356.40	4,583.33	6/19/2023	1.79%	\$ (4,583.33)	\$ -	\$ 10,412.51	1327
FFCB	3133EKVF0	Gov. Agency Debenture	7/22/2019	1,000,000.00	999,630.00	1,012,042.46	260.42	1/17/2023	1.89%	\$ (260.42)	\$ -	\$ 5,217.67	1174
Treasury	912828L57	US Treasury Note	7/22/2019	1,200,000.00	1,197,988.40	1,208,015.63		9/30/2022	2.09%	\$ 4,016.39	\$ -	\$ 5,985.21	1065
FreddieMac	3137EAEE5	Gov. Agency Debenture	12/20/2017	1,000,000.00	991,200.00	999,682.46		1/17/2020	1.93%	\$ 23,625.00	\$ 29,356.90	\$ 6,482.76	78
FreddieMac	3137EAEE5(A)	Gov. Agency Debenture	12/18/2018	1,000,000.00	987,160.00	999,682.46		1/17/2020	2.71%	\$ 8,708.33	\$ 14,278.83	\$ 9,053.07	78
FNMA	3136G3TW5	Gov. Agency Debenture	7/25/2018	1,000,000.00	980,540.00	999,288.40		12/30/2019	2.54%	\$ 10,701.39	\$ 23,363.19	\$ 8,451.98	60
FHLB	3130ACRP1	Gov. Agency Debenture	7/25/2018	1,500,000.00	1,479,404.42	1,499,814.02		2/7/2020	2.59%	\$ 26,040.00	\$ 35,933.93	\$ 12,999.63	99
American Honda	02665WBZ3	Corporate Bond	4/11/2018	1,000,000.00	990,620.00	999,995.83		11/13/2019	2.61%	\$ 21,944.44	\$ 31,567.90	\$ 8,725.51	13
Disney	25468PDP8	Corporate Bond	12/1/2017	1,000,000.00	998,190.00	1,000,247.99		3/4/2020	2.03%	\$ 34,284.50	\$ 32,037.85	\$ 6,841.41	125
FNMA	3135G0V75	Gov. Agency Debenture	10/17/2019	1,100,000.00	1,105,833.30	1,108,361.11	5,293.75	7/2/2024	1.63%	\$ (5,293.75)	\$ -	\$ 690.88	1706
FHLB	3130AECJ7	Gov. Agency Debenture	9/14/2018	1,000,000.00	998,101.00	1,005,718.35		5/28/2020	2.46%	\$ 18,010.42	\$ 21,666.58	\$ 9,221.42	210
US Bancorp	90331HNB5	Corporate Bond	10/19/2018	1,000,000.00	986,540.00	1,000,170.00		12/24/2019	3.09%	\$ 15,277.78	\$ 21,850.15	\$ 10,580.98	54
Chevron	166764AG5	Corporate Bond	11/9/2017	1,350,000.00	1,366,834.50	1,354,227.74		5/24/2020	1.94%	\$ 53,242.31	\$ 42,820.12	\$ 8,807.48	206
FFCB	3133EKCS3	Gov. Agency Debenture	3/21/2019	1,400,000.00	1,403,262.00	1,416,674.62		3/11/2021	2.43%	\$ 16,858.33	\$ 9,421.68	\$ 11,473.93	497
FFCB	3133EKQA7	Gov. Agency Debenture	10/21/2019	1,000,000.00	1,019,780.00	1,023,687.89	2,368.89	9/10/2024	1.66%	\$ (2,368.89)	\$ -	\$ 459.11	1776
PNC Financial	693476BN2	Corporate Bond	8/15/2019	1,000,000.00	1,029,280.00	1,030,086.14		2/6/2022	2.12%	\$ 2,108.33	\$ -	\$ 4,473.17	829
FHLB	313379Q69	Gov. Agency Debenture	7/22/2019	1,000,000.00	1,006,960.00	1,013,830.18	2,479.17	6/10/2022	1.87%	\$ (2,479.17)	\$ -	\$ 5,213.19	953
FNMA	3135G0ZY2	Gov. Agency Debenture	12/20/2017	1,550,000.00	1,545,642.95	1,550,143.36		11/26/2019	1.90%	\$ 38,879.17	\$ 44,831.00	\$ 9,899.84	26
Freddie Mac	3134GBN40	Gov. Agency Debenture	9/29/2017	1,000,000.00	998,900.00	1,000,231.36		6/29/2020	1.67%	\$ 28,437.50	\$ 29,148.73	\$ 5,610.79	242
JP Morgan Chase	46625HJT8	Corporate Bond	9/23/2019	1,400,000.00	1,485,414.00	1,494,833.37	7,836.11	2/1/2024	2.39%	\$ (7,836.11)	\$ -	\$ 3,609.17	1554
FHLB	3130AABG2	US Treasury Note	4/15/2019	1,000,000.00	988,250.00	1,006,683.80		11/29/2021	2.34%	\$ 2,291.67	\$ 4,835.29	\$ 7,825.53	760
FNMA	3136FTB73	Gov. Agency Debenture	4/25/2017	1,000,000.00	1,013,390.00	1,000,868.65		2/7/2020	1.50%	\$ 45,666.67	\$ 33,146.46	\$ 5,121.88	99
JP Morgan Chase	48125LRK0	Corporate Bond	3/4/2019	1,000,000.00	996,520.00	1,001,343.84		2/1/2020	2.71%	\$ 10,633.00	\$ 9,647.87	\$ 10,056.68	93
Treasury	912828M80	US Treasury Note	7/22/2019	1,000,000.00	1,006,175.23	1,014,179.69	2,841.53	11/30/2022	1.81%	\$ (2,841.53)	\$ -	\$ 5,025.94	1126
Treasury	912828U57	US Treasury Note	7/31/2019	1,000,000.00	1,011,875.00	1,023,437.50	3,541.67	11/30/2023	1.84%	\$ (3,541.67)	\$ -	\$ 4,666.02	1491
Pepsico	713448CS5	Corporate Bond	5/15/2017	1,250,000.00	1,249,600.00	1,250,358.31		3/30/2020	1.31%	\$ 56,848.96	\$ 49,460.00	\$ 7,839.67	151
Pfizer	717081EB5	Corporate Bond	6/30/2017	1,000,000.00	1,002,280.00	999,932.72		12/15/2019	1.60%	\$ 33,291.67	\$ 32,146.55	\$ 5,416.47	45
Treasury	912828XT2	US Treasury Note	10/31/2019	1,000,000.00	1,015,667.41	1,021,250.00	8,360.66	5/31/2024	1.64%	\$ (8,360.66)	\$ -	\$ -	1674
Treasury	912828H52	US Treasury Note	6/30/2017	1,000,000.00	994,726.56	999,140.62		1/31/2020	1.46%	\$ 26,070.44	\$ 29,073.66	\$ 4,898.71	92
Toyota Motor Credit	89236TCF0	Corporate Bond	10/6/2017	500,000.00	503,545.00	500,496.68		3/12/2020	1.85%	\$ 20,783.33	\$ 16,090.68	\$ 3,131.57	133
FFCB	3133EJ3Q0	Gov. Agency Debenture	8/28/2019	1,500,000.00	1,587,503.75	1,580,324.66	8,026.04	12/21/2023	2.12%	\$ (8,026.04)	\$ -	\$ 4,008.19	1512
Freddie Mac	3133EKKT2	Gov. Agency Debenture	6/24/2019	1,550,000.00	1,573,188.00	1,587,365.17		2/8/2023	1.82%	\$ 12,981.25	\$ 468.29	\$ 9,599.85	1196
Subtotal				\$ 52,285,000.00	\$ 52,595,038.99	\$ 52,859,331.74	\$ 45,956.15			\$ 819,084.60	\$ 807,128.28	\$ 314,044.31	
BNY MM					18,747.70	18,747.70			0.00%				1
LAIF		N/A			5,506,169.91	5,506,169.91			2.19%			50,393.59	1
					<b>\$58,119,956.60</b>	<b>\$58,384,249.35</b>				\$ 819,084.60	\$ 807,128.28	\$ 364,437.90	

<b>Matured Assets</b>													
Treasury	912828WS5	US Treasury Note	5/2/2017	500,000.00	503,339.84			7/1/2019	1.31%	\$ 17,574.24	\$ 14,227.74	\$ 18.03	
Oracle	68389XAG0	Corporate Bond	5/3/2018	1,000,000.00	1,028,370.00			7/8/2019	2.54%	\$ 59,027.78	\$ 30,101.79	\$ 569.30	
FHLB	3130AEU73	Gov. Agency Debenture	8/27/2018	1,000,000.00	999,180.00			7/22/2019	2.46%	\$ 23,750.00	\$ 20,741.19	\$ 1,486.34	
Treasury	912828F39	US Treasury Note	4/17/2018	1,200,000.00	1,190,343.75			7/22/2019	2.32%	\$ 30,524.59	\$ 34,452.97	\$ 1,726.57	
FHLB	313383VN8	Gov. Agency Debenture	5/25/2018	2,000,000.00	1,989,800.00			7/22/2019	2.40%	\$ 52,000.00	\$ 53,614.71	\$ 2,941.46	
FHLMC	3137EAEB1	Gov. Agency Debenture	3/14/2017	2,000,000.00	1,970,180.00			7/19/2019	1.52%	\$ 41,076.39	\$ 69,336.96	\$ 1,572.08	
Treasury	912828K5	US Treasury Note	7/2/2018	1,000,000.00	989,218.75			7/31/2019	2.39%	\$ 14,851.52	\$ 23,607.64	\$ 2,016.08	
FNMA	3135G0N33	Gov. Agency Debenture	04/17/13	1,000,000.00	981,984.01			8/2/2019	2.17%	\$ 12,322.92	\$ 28,416.36	\$ 1,945.52	
Microsoft	594918BN3	Corporate Bond	8/8/2016	1,000,000.00	999,470.00			8/8/2019	1.12%	\$ 33,000.00	\$ 32,335.78	\$ 1,194.22	
Berkshire Hathaway	084664CK5	Corporate Bond	1/22/2018	1,100,000.00	1,086,305.00			8/15/2019	2.11%	\$ 22,363.61	\$ 33,119.10	\$ 2,907.40	
FNMA	3135G0P49	Gov. Agency Debenture	11/15/2016	1,500,000.00	1,487,505.00			8/28/2019	1.31%	\$ 41,791.66	\$ 51,098.17	\$ 3,150.25	
JP Morgan Chase	48125LRG9	Corporate Bond	3/28/2017	1,400,000.00	1,393,196.00			9/23/2019	1.86%	\$ 57,429.17	\$ 58,316.80	\$ 6,015.69	
FFCB	3133EGYP4	Gov. Agency Debenture	10/28/2016	1,000,000.00	997,507.00			10/17/2019	1.14%	\$ 31,179.17	\$ 30,290.27	\$ 3,386.30	
FFCB	3133EJPU7	Gov. Agency Debenture	6/1/2018	1,000,000.00	1,001,454.00			10/21/2019	2.38%	\$ 36,511.11	\$ 25,640.48	\$ 7,353.74	
Treasury	912828F62	US Treasury Note	6/30/2017	1,000,000.00	1,002,148.44			10/31/2019	1.41%	\$ 35,013.59	\$ 28,161.36	\$ 4,745.00	

Total Investments "Matured" 17,620,001.79 \$ 1,327,500.35 \$ 1,340,589.61 \$ 405,465.87

<b>Maturity Profile</b>		Amount
	0-1 year	\$34,003,034.42
	1-2 years	\$2,398,887.00
	2-3 years	\$6,320,084.40
	3-5 years	\$ 15,397,950.78
		<u>\$58,119,956.60</u>

Town of Los Gatos Investment Schedule October 2019

Market to Cost Position Report

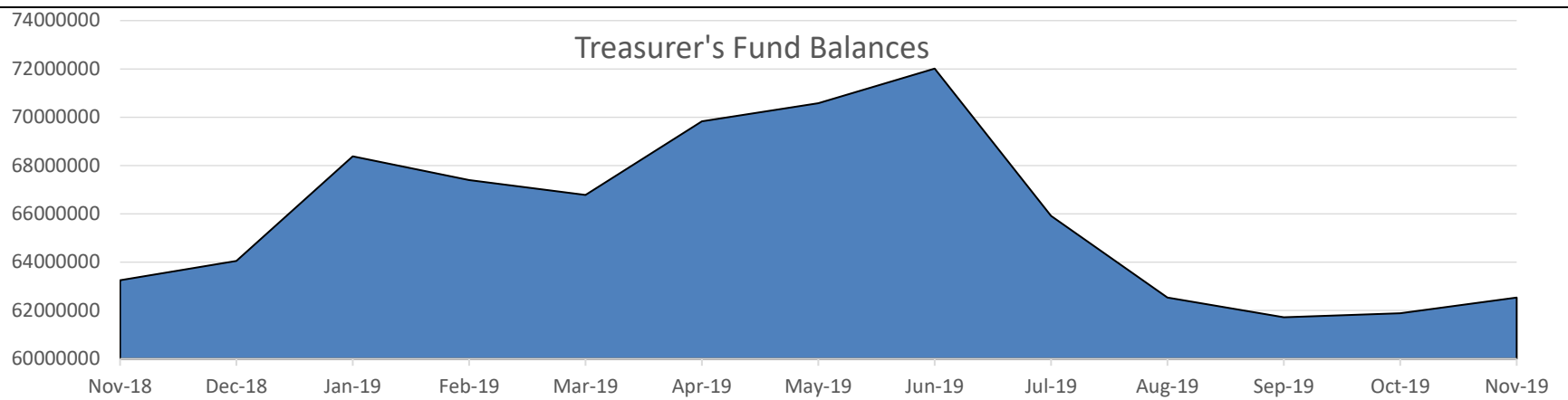
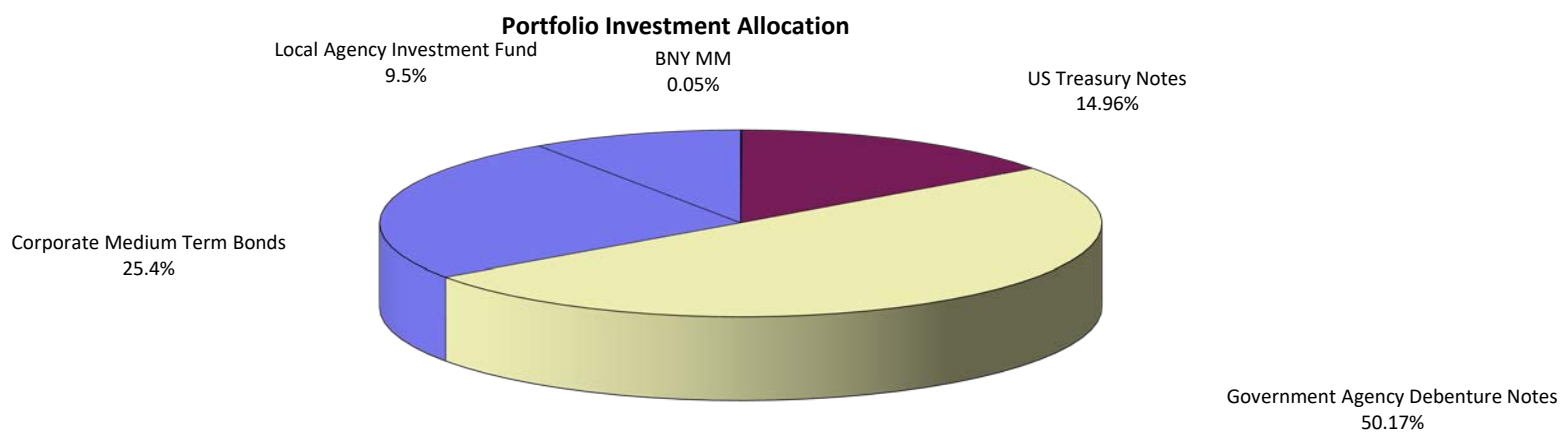
<u>Institution</u>	<u>Amortized Cost</u>
BNY Assets	\$52,595,038.99
BNY MM	18,747.70
LAIF	5,506,169.91
<hr/> Totals:	<hr/> \$58,119,956.60



**Town of Los Gatos**  
**Portfolio Allocation & Treasurer's Fund Balances**  
**November 30, 2019**

	<u>Month</u>	<u>YTD</u>
Fund Balances - Beginning of Month/Period	\$61,880,643.92	\$72,013,633.77
Receipts	4,393,800.44	15,123,700.02
Disbursements	(3,735,554.58)	(24,598,444.01)
Fund Balances - End of Month/Period	<u>\$62,538,889.78</u>	<u>\$62,538,889.78</u>

<u>Portfolio Allocation:</u>	<u>% of Portfolio</u>	<u>Max. % Or \$ Allowed Per State Law or Policy</u>
BNY MM	\$26,475.07	0.05%
US Treasury Notes	\$8,704,663.07	14.96%
Government Agency Debenture Notes	\$29,184,367.91	50.17%
Corporate Medium Term Bonds	\$14,747,329.50	25.35%
Local Agency Investment Fund	<u>5,506,169.91</u>	9.47%
Subtotal - Investments	58,169,005.46	100.00%
Reconciled Demand Deposit Balances	<u>4,369,884.32</u>	
 Total Treasurer's Fund	 <u>\$62,538,889.78</u>	





**Town of Los Gatos**  
**Non-Treasury Restricted Fund Balances**  
**November 30, 2019**

	Beginning Balance	NOV 19 Deposits Realized Gain/Adj.	NOV 19 Interest/ Earnings	NOV 19 Withdrawals	Ending Balance	
Non-Treasury Funds:						
Cert. of Participation 2002 Series A Reserve Fund	\$ 692,289.74		\$ 757.57	\$ -	\$ 693,047.31	Note 1
Cert. Of Participation 2010 Ser A Lease Pymt Fund	592.03		0.90		592.93	Note 1
Cert. of Participation 2002 Lease Payment Fund	243.39		0.30		243.69	Note 1
Cert. of Participation 2010 Series Reserve Fund	1,288,320.00		1,859.61	0.00	1,290,179.61	Note 2
Total Restricted Funds:	<u>\$ 1,981,445.16</u>	<u>\$0.00</u>	<u>\$2,618.38</u>	<u>\$0.00</u>	<u>\$1,984,063.54</u>	
PARS IRS Section 115 Trust	<u>\$ 294,764.63</u>	<u>\$ -</u>	<u>\$ 6,236.06</u>	<u>\$ 1,471.84</u>	<u>\$ 299,528.85</u>	Note 3
Grand Total COP's and PARS Trust	<u>\$ 2,276,209.79</u>	<u>\$ -</u>	<u>\$ 8,854.44</u>	<u>\$ 1,471.84</u>	<u>\$ 2,283,592.39</u>	

These accounts are not part of the Treasurer's fund balances reported elsewhere in this report, as they are for separate and distinct entities.

**Note 1:** The three original funds for the Certificates of Participation 2002 Series A consist of construction funds which will be expended over the next few years, reserve funds which will guarantee the payment of lease payments, and a third fund for the disbursement of lease payments and initial delivery costs.

**Note 2:** The 2010 COP Funds are all for the Library construction, reserves to guarantee lease payments, and a lease payment fund for the life of the COP issue. The COI fund was closed in September 2010.

**Note 3:** The PARS Section IRS Section 115 Trust was established as an irrevocable trust dedicated to accumulate resources to fund the Town's unfunded liabilities related to pension and other p



**Town of Los Gatos Investment Schedule November 2019**

Institution	CUSIP #	Security	Deposit Date	Par Value	Original Cost	Market Value	Purchased Interest	Maturity Date or Call Date	Yield to Maturity or Call	Interest Received to Date	Interest Earned Prior Yrs.	Interest Earned Current FY	Days to Maturity
Treasury	912828WR7	US Treasury Note	4/2/2019	1,000,000.00	995,625.00	1,007,109.38		6/30/2021	2.33%	\$ 5,224.45	\$ 5,656.35	\$ 9,723.85	578
Toyota Motor Credit	89236TDP7	Corporate Bond	05/20/19	1,100,000.00	1,102,596.00	1,115,810.19		1/11/2022	2.50%	\$ 4,051.67	\$ 3,102.53	\$ 11,577.75	773
FHLB	3133834H1	Gov. Agency Debenture	9/20/2017	1,785,000.00	1,776,432.00	1,782,260.83		6/12/2020	1.56%	\$ 42,406.15	\$ 49,147.92	\$ 11,604.37	195
FFCB	3133EJB81	Gov. Agency Debenture	10/9/2018	1,700,000.00	1,697,331.00	1,706,116.82		3/25/2020	2.84%	\$ 44,605.17	\$ 34,889.76	\$ 20,220.20	116
FFCB	3133EKM1	Gov. Agency Debenture	8/2/2019	1,000,000.00	1,014,400.00	1,024,530.98		2/23/2024	1.90%	\$ 6,875.83	\$ -	\$ 6,294.29	1546
FFCB	3133EHEZ2	Gov. Agency Debenture	9/20/2017	1,600,000.00	1,602,304.00	1,599,679.14		4/6/2020	1.54%	\$ 52,337.78	\$ 43,841.67	\$ 10,351.51	128
FNMA	3133EHY19	Gov. Agency Debenture	9/21/2017	1,300,000.00	1,295,866.00	1,298,534.87		9/14/2020	1.61%	\$ 38,620.83	\$ 37,021.86	\$ 8,754.78	289
US Treasury	912828VF4	US Treasury Note	9/21/2017	1,000,000.00	997,109.38	998,515.62		5/31/2020	1.48%	\$ 30,129.78	\$ 26,275.86	\$ 6,213.61	183
FNMA	3136G0AW1	Gov. Agency Debenture	12/13/2017	2,000,000.00	2,017,900.00	2,012,123.42		10/16/2020	2.02%	\$ 86,558.33	\$ 62,898.65	\$ 17,062.93	321
IBM	459200HG9	Corporate Bond	8/8/2019	1,000,000.00	995,010.00	997,777.93	364.58	8/1/2022	2.05%	\$ (364.58)	\$ -	\$ 6,378.53	975
Oracle	68389XBL8	Corporate Bond	7/8/2019	1,000,000.00	1,008,880.00	1,012,858.69		7/15/2023	2.18%	\$ 4,466.67	\$ -	\$ 8,657.13	1323
US Treasury	912828R28	US Treasury Note	7/2/2019	500,000.00	497,246.09	500,214.85		4/30/2023	1.77%	\$ 2,671.54	\$ -	\$ 3,658.76	1247
American Express	0258M0EE5	Corporate Bond	9/15/2017	1,000,000.00	1,007,980.00	1,000,351.28		1/2/2020	1.87%	\$ 43,266.67	\$ 33,148.01	\$ 7,766.69	33
Freddie Mac	3137EAEN5	Gov. Agency Debenture	7/19/2019	2,000,000.00	2,072,358.00	2,076,754.76	4,583.33	6/19/2023	1.79%	\$ (4,583.33)	\$ -	\$ 13,416.12	1297
FFCB	3133EKVF0	Gov. Agency Debenture	7/22/2019	1,000,000.00	999,630.00	1,005,968.55	260.42	1/17/2023	1.89%	\$ (260.42)	\$ -	\$ 6,767.47	1144
Treasury	912828L57	US Treasury Note	7/22/2019	1,200,000.00	1,197,988.40	1,204,828.13		9/30/2022	2.09%	\$ 4,016.39	\$ -	\$ 7,762.99	1035
FreddieMac	3137EAEE5	Gov. Agency Debenture	12/20/2017	1,000,000.00	991,200.00	999,802.92		1/17/2020	1.93%	\$ 23,625.00	\$ 29,356.90	\$ 8,063.92	48
FreddieMac	3137EAEE5(A)	Gov. Agency Debenture	12/18/2018	1,000,000.00	987,160.00	999,802.92		1/17/2020	2.71%	\$ 8,708.33	\$ 14,278.83	\$ 11,261.14	48
FNMA	3136G3TW5	Gov. Agency Debenture	7/25/2018	1,000,000.00	980,540.00	999,644.36		12/30/2019	2.54%	\$ 10,701.39	\$ 23,363.19	\$ 10,513.44	30
FHLB	3130ACRP1	Gov. Agency Debenture	7/25/2018	1,500,000.00	1,479,404.42	1,499,709.77		2/7/2020	2.59%	\$ 26,040.00	\$ 35,933.93	\$ 16,170.27	69
Honeywell Int'l.	438516BW5	Corporate Bond	11/20/2019	1,000,000.00	1,014,660.00	1,012,036.37	6,516.67	7/15/2024	1.64%	\$ (6,516.67)	\$ -	\$ 543.85	1689
Disney	25468PDP8	Corporate Bond	12/1/2017	1,000,000.00	998,190.00	1,000,020.94		3/4/2020	2.03%	\$ 34,284.50	\$ 32,037.85	\$ 8,510.05	95
FNMA	3135G0V75	Gov. Agency Debenture	10/17/2019	1,100,000.00	1,105,833.30	1,103,389.28	5,293.75	7/2/2024	1.63%	\$ (5,293.75)	\$ -	\$ 2,171.32	1676
FHLB	3130AECJ7	Gov. Agency Debenture	9/14/2018	1,000,000.00	998,101.00	1,004,635.58		5/28/2020	2.46%	\$ 31,135.42	\$ 21,666.58	\$ 11,470.54	180
US Bancorp	90331HNB5	Corporate Bond	10/19/2018	1,000,000.00	986,540.00	1,000,104.82		12/24/2019	3.09%	\$ 15,277.78	\$ 21,850.15	\$ 13,161.71	24
Chevron	166764AG5	Corporate Bond	11/9/2017	1,350,000.00	1,366,834.50	1,353,759.52		5/24/2020	1.94%	\$ 53,242.31	\$ 42,820.12	\$ 10,955.65	176
FFCB	3133EKCS3	Gov. Agency Debenture	3/21/2019	1,400,000.00	1,403,262.00	1,416,529.23		3/11/2021	2.43%	\$ 16,858.33	\$ 9,421.68	\$ 14,272.44	467
FFCB	3133EKQA7	Gov. Agency Debenture	10/21/2019	1,000,000.00	1,019,780.00	1,020,288.46	2,368.89	9/10/2024	1.66%	\$ (2,368.89)	\$ -	\$ 1,836.45	1746
PNC Financial	693476BN2	Corporate Bond	8/15/2019	1,000,000.00	1,029,280.00	1,027,058.87		2/6/2022	2.12%	\$ 2,108.33	\$ -	\$ 6,215.96	799
FHLB	313379Q69	Gov. Agency Debenture	7/22/2019	1,000,000.00	1,006,960.00	1,011,265.35	2,479.17	6/10/2022	1.87%	\$ (2,479.17)	\$ -	\$ 6,761.66	923
FNMA	3135G0V59	Gov. Agency Debenture	11/27/2019	1,540,000.00	1,562,924.44	1,561,254.74	4,331.25	4/12/2022	1.61%	\$ (4,331.25)	\$ -	\$ 205.47	864
Freddie Mac	3134GBN40	Gov. Agency Debenture	9/29/2017	1,000,000.00	998,900.00	1,000,263.19		6/29/2020	1.67%	\$ 28,437.50	\$ 29,148.73	\$ 6,979.27	212
JP Morgan Chase	46625HJT8	Corporate Bond	9/23/2019	1,400,000.00	1,485,414.00	1,490,468.53	7,836.11	2/1/2024	2.39%	\$ (7,836.11)	\$ -	\$ 6,458.51	1524
FHLB	3130AABG2	US Treasury Note	4/15/2019	1,000,000.00	988,250.00	1,004,997.16		11/29/2021	2.34%	\$ 11,666.67	\$ 4,835.29	\$ 9,734.20	730
FNMA	3136FTB73	Gov. Agency Debenture	4/25/2017	1,000,000.00	1,013,390.00	1,000,616.87		2/7/2020	1.50%	\$ 45,666.67	\$ 33,146.46	\$ 6,371.12	69
JP Morgan Chase	48125LRK0	Corporate Bond	3/4/2019	1,000,000.00	996,520.00	1,000,840.60		2/1/2020	2.71%	\$ 10,633.00	\$ 9,647.87	\$ 12,509.53	63
Treasury	912828M80	US Treasury Note	7/22/2019	1,000,000.00	1,006,175.23	1,011,406.25		11/30/2022	1.81%	\$ 7,158.47	\$ -	\$ 6,518.79	1096
Treasury	912828U57	US Treasury Note	7/31/2019	1,000,000.00	1,011,875.00	1,019,453.12		11/30/2023	1.84%	\$ 7,083.33	\$ -	\$ 6,187.55	1461
Pepsico	713448CS5	Corporate Bond	5/15/2017	1,250,000.00	1,249,600.00	1,250,174.09		3/30/2020	1.31%	\$ 56,848.96	\$ 49,460.00	\$ 9,751.78	121
Pfizer	717081EB5	Corporate Bond	6/30/2017	1,000,000.00	1,002,280.00	999,949.40		12/15/2019	1.60%	\$ 33,291.67	\$ 32,146.55	\$ 6,737.56	15
Treasury	912828XT2	US Treasury Note	10/31/2019	1,000,000.00	1,015,667.41	1,016,250.00		5/31/2024	1.64%	\$ 1,639.34	\$ -	\$ 1,363.06	1644
Treasury	912828H52	US Treasury Note	6/30/2017	1,000,000.00	994,726.56	999,305.64		1/31/2020	1.46%	\$ 26,070.44	\$ 29,073.66	\$ 6,093.52	62
Toyota Motor Credit	89236TCF0	Corporate Bond	10/6/2017	500,000.00	503,545.00	500,364.19		3/12/2020	1.85%	\$ 20,783.33	\$ 16,090.68	\$ 3,895.37	103
FFCB	3133EJ3Q0	Gov. Agency Debenture	8/28/2019	1,500,000.00	1,587,503.75	1,573,334.15	8,026.04	12/21/2023	2.12%	\$ (8,026.04)	\$ -	\$ 5,887.03	1482
Freddie Mac	3133EKKT2	Gov. Agency Debenture	6/24/2019	1,550,000.00	1,573,188.00	1,579,130.27		2/8/2023	1.82%	\$ 12,981.25	\$ 468.29	\$ 11,941.28	1166
Subtotal				\$ 52,275,000.00	\$ 52,636,360.48	\$ 52,799,292.03	\$ 42,060.21			\$ 807,413.07	\$ 730,729.38	\$ 378,753.43	
BNY MM					26,475.07	26,475.07			0.00%				1
LAIF		N/A			5,506,169.91	5,506,169.91			2.19%			60,956.45	1
					<b>\$58,169,005.46</b>	<b>\$58,331,937.01</b>				<b>\$ 807,413.07</b>	<b>\$ 730,729.38</b>	<b>\$ 439,709.87</b>	

<u>Matured Assets</u>													
Treasury	912828WS5	US Treasury Note	5/2/2017	500,000.00	503,339.84			7/1/2019	1.31%	\$ 17,574.24	\$ 14,227.74	\$ 18.03	
Oracle	68389XAG0	Corporate Bond	5/3/2018	1,000,000.00	1,028,370.00			7/8/2019	2.54%	\$ 59,027.78	\$ 30,101.79	\$ 569.30	
FHLB	3130AEU73	Gov. Agency Debenture	8/27/2018	1,000,000.00	999,180.00			7/22/2019	2.46%	\$ 23,750.00	\$ 20,741.19	\$ 1,486.34	
Treasury	912828F39	US Treasury Note	4/17/2018	1,200,000.00	1,190,343.75			7/22/2019	2.32%	\$ 30,524.59	\$ 34,452.97	\$ 1,726.57	
FHLB	313383VN8	Gov. Agency Debenture	5/25/2018	2,000,000.00	1,989,800.00			7/22/2019	2.40%	\$ 52,000.00	\$ 53,614.71	\$ 2,941.46	
FHLB	3137EAEB1	Gov. Agency Debenture	3/14/2017	2,000,000.00	1,970,180.00			7/19/2019	1.52%	\$ 41,076.39	\$ 69,336.96	\$ 1,572.08	
Treasury	912828K5	US Treasury Note	7/2/2018	1,000,000.00	989,218.75			7/31/2019	2.39%	\$ 14,851.52	\$ 23,607.64	\$ 2,016.08	
FNMA	3135G0N33	Gov. Agency Debenture	04/17/13	1,000,000.00	981,984.01			8/2/2019	2.17%	\$ 12,322.92	\$ 28,416.36	\$ 1,945.52	
Microsoft	594918BN3	Corporate Bond	8/8/2016	1,000,000.00	999,470.00			8/8/2019	1.12%	\$ 33,000.00	\$ 32,335.78	\$ 1,194.22	
Berkshire Hathaway	084664CK5	Corporate Bond	1/22/2018	1,100,000.00	1,086,305.00			8/15/2019	2.11%	\$ 22,363.61	\$ 33,119.10	\$ 2,907.40	
FNMA	3135G0P49	Gov. Agency Debenture	11/15/2016	1,500,000.00	1,487,505.00			8/28/2019	1.31%	\$ 41,791.66	\$ 51,098.17	\$ 3,150.25	
JP Morgan Chase	48125LRG9	Corporate Bond	3/28/2017	1,400,000.00	1,393,196.00			9/23/2019	1.86%	\$ 57,429.17	\$ 58,316.80	\$ 6,015.69	
FFCB	3133EGYP4	Gov. Agency Debenture	10/28/2016	1,000,000.00	997,507.00			10/17/2019	1.14%	\$ 31,179.17	\$ 30,290.27	\$ 3,386.30	
FFCB	3133EJPU7	Gov. Agency Debenture	6/1/2018	1,000,000.00	1,001,454.00			10/21/2019	2.38%	\$ 36,511.11	\$ 25,640.48	\$ 7,353.74	
Treasury	912828F62	US Treasury Note	6/30/2017	1,000,000.00	1,002,148.44			10/31/2019	1.41%	\$ 35,013.59	\$ 28,161.36	\$ 4,745.00	
American Honda	02665WBZ3	Corporate Bond	4/11/2018	1,000,000.00	990,620.00			11/13/2019	2.61%	\$ 31,944.44	\$ 31,567.90	\$ 9,647.72	
FNMA	3135G0ZY2	Gov. Agency Debenture	12/20/2017	1,550,000.00	1,545,642.95	#N/A		11/26/2019	1.90%	\$ 52,441.67	\$ 44,831.00	\$ 11,992.49	0
Total Investments "Matured"					<u>20,156,264.74</u>					<u>592,801.86</u>	<u>609,860.23</u>	<u>502,378.06</u>	

Maturity Profile	Amount
0-1 year	\$31,474,498.84
1-2 years	\$2,398,887.00
2-3 years	\$7,883,008.84
3-5 years	<u>\$ 16,412,610.78</u>

Town of Los Gatos Investment Schedule November 2019

\$58,169,005.46

Market to Cost Position Report

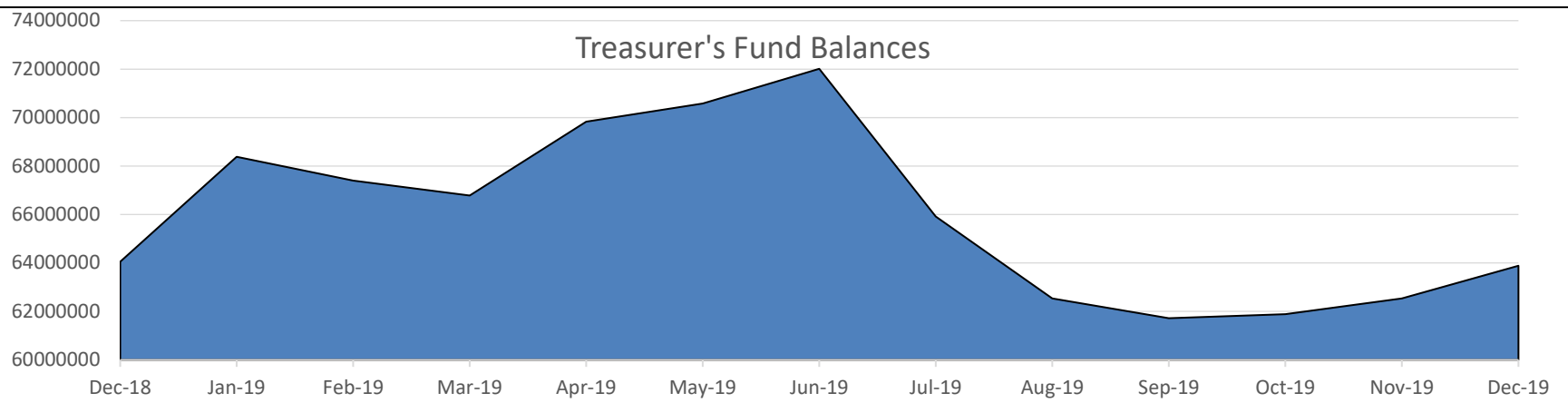
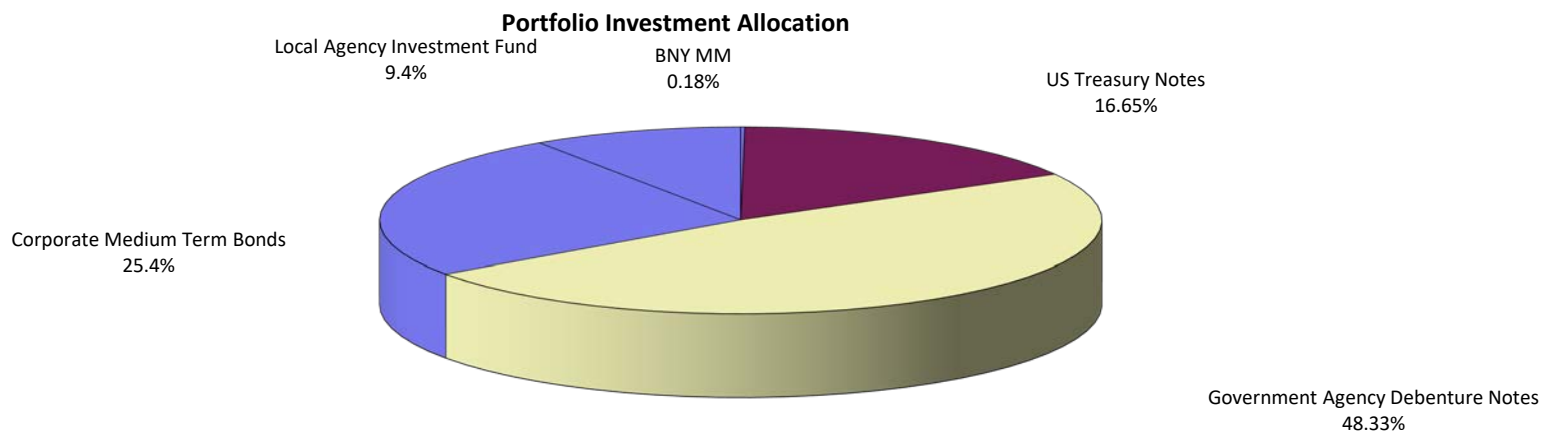
<u>Institution</u>	<u>Amortized Cost</u>
BNY Assets	\$52,636,360.48
BNY MM	26,475.07
LAIF	5,506,169.91
Totals:	<u>\$58,169,005.46</u>



**Town of Los Gatos**  
**Portfolio Allocation & Treasurer's Fund Balances**  
**December 31, 2019**

	<u>Month</u>	<u>YTD</u>
Fund Balances - Beginning of Month/Period	\$62,538,889.78	\$72,013,633.77
Receipts	4,544,740.57	19,668,440.59
Disbursements	(3,193,200.93)	(27,791,644.94)
Fund Balances - End of Month/Period	<u>\$63,890,429.42</u>	<u>\$63,890,429.42</u>

<u>Portfolio Allocation:</u>		<u>% of Portfolio</u>	<u>Max. % Or \$ Allowed Per State Law or Policy</u>
BNY MM	\$106,351.46	0.18%	20% of Town Portfolio
US Treasury Notes	\$9,715,252.36	16.65%	No Max. on US Treasuries
Government Agency Debenture Notes	\$28,203,827.91	48.33%	No Max. on Non-Mortgage Backed
Corporate Medium Term Bonds	\$14,819,959.51	25.40%	30% of Town Portfolio
Local Agency Investment Fund	<u>5,506,169.91</u>	9.44%	<u>\$65M per State Law</u>
Subtotal - Investments	58,351,561.15	100.00%	
Reconciled Demand Deposit Balances	<u>5,538,868.27</u>		
 Total Treasurer's Fund	 <u>\$63,890,429.42</u>		



**Town of Los Gatos**  
**Non-Treasury Restricted Fund Balances**  
**December 31, 2019**

	Beginning Balance	DEC 19 Deposits Realized Gain/Adj.	DEC 19 Interest/ Earnings	DEC 19 Withdrawals	Ending Balance	
Non-Treasury Funds:						
Cert. of Participation 2002 Series A Reserve Fund	\$ 693,047.31		\$ 620.12	\$ 6,796.31	\$ 686,871.12	Note 1
Cert. Of Participation 2010 Ser A Lease Pymt Fund	592.93		0.80		593.73	Note 1
Cert. of Participation 2002 Lease Payment Fund	243.69	6,796.31	0.24		7,040.24	Note 1
Cert. of Participation 2010 Series Reserve Fund	1,290,179.61		1,658.06	0.00	1,291,837.67	Note 2
Total Restricted Funds:	<u>\$ 1,984,063.54</u>	<u>\$6,796.31</u>	<u>\$2,279.22</u>	<u>\$6,796.31</u>	<u>\$1,986,342.76</u>	
PARS IRS Section 115 Trust	<u>\$ 299,528.85</u>	<u>\$ -</u>	<u>\$ 6,768.92</u>	<u>\$ 2,895.51</u>	<u>\$ 303,402.26</u>	Note 3
Grand Total COP's and PARS Trust	<u>\$ 2,283,592.39</u>	<u>\$ 6,796.31</u>	<u>\$ 9,048.14</u>	<u>\$ 9,691.82</u>	<u>\$ 2,289,745.02</u>	

These accounts are not part of the Treasurer's fund balances reported elsewhere in this report, as they are for separate and distinct entities.

**Note 1:** The three original funds for the Certificates of Participation 2002 Series A consist of construction funds which will be expended over the next few years, reserve funds which will guarantee the payment of lease payments, and a third fund for the disbursement of lease payments and initial delivery costs.

**Note 2:** The 2010 COP Funds are all for the Library construction, reserves to guarantee lease payments, and a lease payment fund for the life of the COP issue. The COI fund was closed in September 2010.

**Note 3:** The PARS Section IRS Section 115 Trust was established as an irrevocable trust dedicated to accumulate resources to fund the Town's unfunded liabilities related to pension and other p

**Town of Los Gatos  
Statement of Interest Earned  
December 31, 2019**

Interest by Month

July 2019	\$103,310.93
August 2019	101,993.86
September 2019	99,668.91
October 2019	100,474.14
November 2019	96,912.19
December 2019	100,785.87
January 2020	
February 2020	
March 2020	
April 2020	
May 2020	
June 2020	
	<hr/>
	<u>\$603,145.90</u>



**Town of Los Gatos Investment Schedule December 2019**

Institution	CUSIP #	Security	Deposit Date	Par Value	Original Cost	Market Value	Purchased Interest	Maturity Date or Call Date	Yield to Maturity or Call	Interest Received to Date	Interest Earned Prior Yrs.	Interest Earned Current FY	Days to Maturity
Treasury	912828WR7	US Treasury Note	4/2/2019	1,000,000.00	995,625.00	1,007,890.62		6/30/2021	2.33%	\$ 15,849.45	\$ 5,656.35	\$ 11,694.04	547
Toyota Motor Credit	89236TDP7	Corporate Bond	05/20/19	1,100,000.00	1,102,596.00	1,116,637.21		1/11/2022	2.50%	\$ 4,051.67	\$ 3,102.53	\$ 13,923.57	742
FHLB	3133834H1	Gov. Agency Debenture	9/20/2017	1,785,000.00	1,776,432.00	1,782,734.05		6/12/2020	1.56%	\$ 54,678.03	\$ 49,147.92	\$ 13,955.58	164
FFCB	3133EJB81	Gov. Agency Debenture	10/9/2018	1,700,000.00	1,697,331.00	1,705,236.77		3/25/2020	2.84%	\$ 44,605.17	\$ 34,889.76	\$ 24,317.11	85
FFCB	3133EKM1	Gov. Agency Debenture	8/2/2019	1,000,000.00	1,014,400.00	1,020,131.67		2/23/2024	1.90%	\$ 6,875.83	\$ -	\$ 7,920.32	1515
FFCB	3133EHEZ2	Gov. Agency Debenture	9/20/2017	1,600,000.00	1,602,304.00	1,599,891.98		4/6/2020	1.54%	\$ 52,337.78	\$ 43,841.67	\$ 12,448.87	97
FNMA	3133EHY19	Gov. Agency Debenture	9/21/2017	1,300,000.00	1,295,866.00	1,299,657.62		9/14/2020	1.61%	\$ 38,620.83	\$ 37,021.86	\$ 10,528.63	258
US Treasury	912828VF4	US Treasury Note	9/21/2017	1,000,000.00	997,109.38	998,828.12		5/31/2020	1.48%	\$ 30,129.78	\$ 26,275.86	\$ 7,472.58	152
FNMA	3136G0AW1	Gov. Agency Debenture	12/13/2017	2,000,000.00	2,017,900.00	2,011,225.50		10/16/2020	2.02%	\$ 86,558.33	\$ 62,898.65	\$ 20,520.13	290
IBM	459200HG9	Corporate Bond	8/8/2019	1,000,000.00	995,010.00	999,900.93	364.58	8/1/2022	2.05%	\$ (364.58)	\$ -	\$ 8,113.05	944
Oracle	68389XBL8	Corporate Bond	7/8/2019	1,000,000.00	1,008,880.00	1,016,699.90		7/15/2023	2.18%	\$ 4,466.67	\$ -	\$ 10,507.97	1292
US Treasury	912828R28	US Treasury Note	7/2/2019	500,000.00	497,246.09	499,960.94		4/30/2023	1.77%	\$ 2,671.54	\$ -	\$ 4,409.89	1216
American Express	0258M0EE5	Corporate Bond	9/15/2017	1,000,000.00	1,007,980.00	999,987.20		1/2/2020	1.87%	\$ 43,266.67	\$ 33,148.01	\$ 9,340.33	2
Freddie Mac	3137EAEN5	Gov. Agency Debenture	7/19/2019	2,000,000.00	2,072,358.00	2,077,196.80		6/19/2023	1.79%	\$ 22,916.67	\$ -	\$ 16,519.85	1266
FFCB	3133EKVF0	Gov. Agency Debenture	7/22/2019	1,000,000.00	999,630.00	1,007,295.66	260.42	1/17/2023	1.89%	\$ (260.42)	\$ -	\$ 8,368.93	1113
Treasury	912828L57	US Treasury Note	7/22/2019	1,200,000.00	1,197,988.40	1,204,828.13		9/30/2022	2.09%	\$ 4,016.39	\$ -	\$ 9,600.03	1004
FreddieMac	3137EAEE5	Gov. Agency Debenture	12/20/2017	1,000,000.00	991,200.00	999,901.62		1/17/2020	1.93%	\$ 23,625.00	\$ 29,356.90	\$ 9,697.79	17
FreddieMac	3137EAEE5(A)	Gov. Agency Debenture	12/18/2018	1,000,000.00	987,160.00	999,901.62		1/17/2020	2.71%	\$ 8,708.33	\$ 14,278.83	\$ 13,542.81	17
American Honda	02665WCZ2	Corporate Bond	11/27/2019	1,000,000.00	1,012,410.01	1,011,191.70		6/27/2024	2.12%	\$ 5,608.34	\$ -	\$ 1,983.56	1640
FHLB	3130ACRP1	Gov. Agency Debenture	7/25/2018	1,500,000.00	1,479,404.42	1,479,404.42		2/7/2020	2.59%	\$ 26,040.00	\$ 35,933.93	\$ 19,446.60	38
Honeywell Int'l.	438516BW5	Corporate Bond	11/20/2019	1,000,000.00	1,014,660.00	1,012,290.84	6,516.67	7/15/2024	1.64%	\$ (6,516.67)	\$ -	\$ 2,229.79	1658
Disney	25468PDP8	Corporate Bond	12/1/2017	1,000,000.00	998,190.00	999,968.71		3/4/2020	2.03%	\$ 34,284.50	\$ 32,037.85	\$ 10,234.31	64
FNMA	3135G0V75	Gov. Agency Debenture	10/17/2019	1,100,000.00	1,105,833.30	1,101,254.06	5,293.75	7/2/2024	1.63%	\$ (5,293.75)	\$ -	\$ 3,701.12	1645
FHLB	3130AECJ7	Gov. Agency Debenture	9/14/2018	1,000,000.00	998,101.00	1,003,908.44		5/28/2020	2.46%	\$ 31,135.42	\$ 21,666.58	\$ 13,794.64	149
US Bancorp	91159HHV5	Corporate Bond	12/24/2019	1,000,000.00	1,049,040.00	1,050,123.14	13,031.25	1/5/2024	2.12%	\$ (13,031.25)	\$ -	\$ 414.21	1466
Chevron	166764AG5	Corporate Bond	11/9/2017	1,350,000.00	1,366,834.50	1,352,915.47		5/24/2020	1.94%	\$ 69,624.56	\$ 42,820.12	\$ 13,175.42	145
FFCB	3133EKCS3	Gov. Agency Debenture	3/21/2019	1,400,000.00	1,403,262.00	1,416,248.86		3/11/2021	2.43%	\$ 16,858.33	\$ 9,421.68	\$ 17,164.25	436
FFCB	3133EKQA7	Gov. Agency Debenture	10/21/2019	1,000,000.00	1,019,780.00	1,015,744.43	2,368.89	9/10/2024	1.66%	\$ (2,368.89)	\$ -	\$ 3,259.70	1715
PNC Financial	693476BN2	Corporate Bond	8/15/2019	1,000,000.00	1,029,280.00	1,027,414.42		2/6/2022	2.12%	\$ 2,108.33	\$ -	\$ 8,016.84	768
FHLB	313379Q69	Gov. Agency Debenture	7/22/2019	1,000,000.00	1,006,960.00	1,011,519.00		6/10/2022	1.87%	\$ 8,145.83	\$ -	\$ 8,361.75	892
FNMA	3135G0V59	Gov. Agency Debenture	11/27/2019	1,540,000.00	1,562,924.44	1,563,036.78	4,331.25	4/12/2022	1.61%	\$ (4,331.25)	\$ -	\$ 2,328.67	833
Freddie Mac	3134GBN40	Gov. Agency Debenture	9/29/2017	1,000,000.00	998,900.00	999,984.55		6/29/2020	1.67%	\$ 36,562.50	\$ 29,148.73	\$ 8,393.37	181
JP Morgan Chase	46625HJT8	Corporate Bond	9/23/2019	1,400,000.00	1,485,414.00	1,494,337.07	7,836.11	2/1/2024	2.39%	\$ (7,836.11)	\$ -	\$ 9,402.83	1493
FHLB	3130AABG2	US Treasury Note	4/15/2019	1,000,000.00	988,250.00	1,005,364.95		11/29/2021	2.34%	\$ 11,666.67	\$ 4,835.29	\$ 11,706.49	699
FNMA	3136FTB73	Gov. Agency Debenture	4/25/2017	1,000,000.00	1,013,390.00	1,000,371.60		2/7/2020	1.50%	\$ 45,666.67	\$ 33,146.46	\$ 7,662.00	38
JP Morgan Chase	48125LRK0	Corporate Bond	3/4/2019	1,000,000.00	996,520.00	1,000,528.06		2/1/2020	2.71%	\$ 10,633.00	\$ 9,647.87	\$ 15,044.14	32
Treasury	912828M80	US Treasury Note	7/22/2019	1,000,000.00	1,006,175.23	1,011,289.06		11/30/2022	1.81%	\$ 7,158.47	\$ -	\$ 8,061.40	1065
Treasury	912828U57	US Treasury Note	7/31/2019	1,000,000.00	1,011,875.00	1,017,812.50		11/30/2023	1.84%	\$ 7,083.33	\$ -	\$ 7,759.79	1430
Pepsico	713448CS5	Corporate Bond	5/15/2017	1,250,000.00	1,249,600.00	1,249,867.10		3/30/2020	1.31%	\$ 56,848.96	\$ 49,460.00	\$ 11,727.63	90
Treasury	912828X70	US Treasury Note	12/30/2019	1,000,000.00	1,010,589.29	1,013,710.94	3,296.70	4/30/2024	1.75%	\$ (3,296.70)	\$ -	\$ 53.58	1582
Treasury	912828XT2	US Treasury Note	10/31/2019	1,000,000.00	1,015,667.41	1,013,867.19		5/31/2024	1.64%	\$ 1,639.34	\$ -	\$ 2,771.55	1613
Treasury	912828H52	US Treasury Note	6/30/2017	1,000,000.00	994,726.56	999,678.35		1/31/2020	1.46%	\$ 26,070.44	\$ 29,073.66	\$ 7,328.16	31
Toyota Motor Credit	89236TCF0	Corporate Bond	10/6/2017	500,000.00	503,545.00	500,130.55		3/12/2020	1.85%	\$ 20,783.33	\$ 16,090.68	\$ 4,684.63	72
FFCB	3133EJ3Q0	Gov. Agency Debenture	8/28/2019	1,500,000.00	1,587,503.75	1,570,897.68		12/21/2023	2.12%	\$ 13,536.46	\$ -	\$ 7,828.50	1451
Freddie Mac	3133EKKT2	Gov. Agency Debenture	6/24/2019	1,550,000.00	1,573,188.00	1,578,978.23		2/8/2023	1.82%	\$ 12,981.25	\$ 468.29	\$ 14,360.75	1135
Subtotal				\$ 52,275,000.00	\$ 52,739,039.78	\$ 52,870,382.23	\$ 43,299.62			\$ 844,514.25	\$ 653,369.49	\$ 433,777.16	
BNY MM					106,351.46	106,351.46			0.00%				1
LAIF		N/A			5,506,169.91	5,506,169.91			2.19%			71,519.30	1
					<b>\$58,351,561.15</b>	<b>\$58,482,903.60</b>				<b>\$ 844,514.25</b>	<b>\$ 653,369.49</b>	<b>\$ 505,296.46</b>	
<b>Matured Assets</b>													
Treasury	912828WS5	US Treasury Note	5/2/2017	500,000.00	503,339.84			7/1/2019	1.31%	\$ 17,574.24	\$ 14,227.74	\$ 18.03	
Oracle	68389XAG0	Corporate Bond	5/3/2018	1,000,000.00	1,028,370.00			7/8/2019	2.54%	\$ 59,027.78	\$ 30,101.79	\$ 569.30	
FHLB	3130AEU73	Gov. Agency Debenture	8/27/2018	1,000,000.00	999,180.00			7/22/2019	2.46%	\$ 23,750.00	\$ 20,741.19	\$ 1,486.34	
Treasury	912828F39	US Treasury Note	4/17/2018	1,200,000.00	1,190,343.75			7/22/2019	2.32%	\$ 30,524.59	\$ 34,452.97	\$ 1,726.57	
FHLB	313383VN8	Gov. Agency Debenture	5/25/2018	2,000,000.00	1,989,800.00			7/22/2019	2.40%	\$ 52,000.00	\$ 53,614.71	\$ 2,941.46	
FHLMC	3137EAEB1	Gov. Agency Debenture	3/14/2017	2,000,000.00	1,970,180.00			7/19/2019	1.52%	\$ 41,076.39	\$ 69,336.96	\$ 1,572.08	
Treasury	912828K5	US Treasury Note	7/2/2018	1,000,000.00	989,218.75			7/31/2019	2.39%	\$ 14,851.52	\$ 23,607.64	\$ 2,016.08	
FNMA	3135G0N33	Gov. Agency Debenture	04/17/13	1,000,000.00	981,984.01			8/2/2019	2.17%	\$ 12,322.92	\$ 28,416.36	\$ 1,945.52	
Microsoft	594918BN3	Corporate Bond	8/8/2016	1,000,000.00	999,470.00			8/8/2019	1.12%	\$ 33,000.00	\$ 32,335.78	\$ 1,194.22	
Berkshire Hathaway	084664CK5	Corporate Bond	1/22/2018	1,100,000.00	1,086,305.00			8/15/2019	2.11%	\$ 22,363.61	\$ 33,119.10	\$ 2,907.40	
FNMA	3135G0P49	Gov. Agency Debenture	11/15/2016	1,500,000.00	1,487,505.00			8/28/2019	1.31%	\$ 41,791.66	\$ 51,098.17	\$ 3,150.25	
JP Morgan Chase	48125LRG9	Corporate Bond	3/28/2017	1,400,000.00	1,393,196.00			9/23/2019	1.86%	\$ 57,429.17	\$ 58,316.80	\$ 6,015.69	
FFCB	3133EGYP4	Gov. Agency Debenture	10/28/2016	1,000,000.00	997,507.00			10/17/2019	1.14%	\$ 31,179.17	\$ 30,290.27	\$ 3,386.30	
FFCB	3133EJPU7	Gov. Agency Debenture	6/1/2018	1,000,000.00	1,001,454.00			10/21/2019	2.38%	\$ 36,511.11	\$ 25,640.48	\$ 7,353.74	
Treasury	912828F62	US Treasury Note	6/30/2017	1,000,000.00	1,002,148.44			10/31/2019	1.41%	\$ 35,013.59	\$ 28,161.36	\$ 4,745.00	
American Honda	02665WBZ3	Corporate Bond	4/11/2018	1,000,000.00	990,620.00			11/13/2019	2.61%	\$ 31,944.44	\$ 31,567.90	\$ 9,647.72	
FNMA	3135G0ZY2	Gov. Agency Debenture	12/20/2017	1,550,000.00	1,545,642.95			11/26/2019	1.90%	\$ 52,441.67	\$ 44,831.00	\$ 11,992.49	
Pfizer	717081EB5	Corporate Bond	6/30/2017	1,000,000.00	1,002,280.00			12/15/2019	1.60%	\$ 41,791.67	\$ 32,146.55	\$ 7,398.11	
US Bancorp	90331HNB5	Corporate Bond	10/19/2018	1,000,000.00	986,540.00			12/24/2019	3.09%	\$ 15,277.78	\$ 21,850.15	\$ 15,226.29	
FNMA	3136G3TW5	Gov. Agency Debenture	7/25/2018	1,000,000.00	980,540.00			12/30/2019	2.54%	\$ 16,451.39	\$ 23,363.19	\$ 12,574.89	
Total Investments "Matured"					23,125,624.74					666,322.70	687,220.11	603,163.93	
<b>Maturity Profile</b>					Amount								
		0-1 year			\$28,585,015.23								

Town of Los Gatos Investment Schedule December 2019

1-2 years	\$3,387,137.00
2-3 years	\$7,900,934.07
3-5 years	\$ 18,478,474.85
	<u>\$58,351,561.15</u>

Market to Cost Position Report

<u>Institution</u>	<u>Amortized Cost</u>
BNY Assets	\$52,739,039.78
BNY MM	106,351.46
LAIF	5,506,169.91
<u>Totals:</u>	<u>\$58,351,561.15</u>