

ATTACHMENT E




WINDOW

COLOR: Bronze



STONE

Nadia-Neo Plan- Honed
finish



PLASTER

COLOR: LaHabra- Oat Grain
TEXTURE: Smooth finish




ROOF SHINGLES

Timberline HDZ RS
COLOR: Charcoal



FASCIA


Wood-painted
COLOR: Slate



SOFFIT

Western Red Cedar- 1x6 T & G

TOPOS



ARCHITECTS