



SHIRLEY CONROY RURAL AREA CAPITAL ASSISTANCE GRANT APPLICATION APPLICATION FORM

- 1. DATE SUBMITTED: _____
2. LEGAL NAME OF APPLICANT: Levy Board of County Commissioners/Levy County Transit
3. FEDERAL IDENTIFICATION NUMBER: 59-6000717
4. REGISTERED ADDRESS: P.O. Box 310
CITY AND STATE: Bronson, FL ZIP CODE: 32621
5. CONTACT PERSON FOR THIS GRANT: Connie Conley
6. PHONE NUMBER: 352-486-3485
7. E-MAIL ADDRESS: conley-connie@levycounty.org
8. PROJECT LOCATION [County(ies)]: Levy
9. PROPOSED START DATE: July 1, 2020 ENDING DATE: June 30, 2021
10. AMOUNT OF FUNDING REQUESTED (90%): \$82,746.00 (REDI)

11. I hereby certify that this document has been duly authorized by the governing body of the applicant, and the applicant intends to complete the project, and to comply with any attached assurances if the assistance is awarded.

Matt Brooks/ Board Chairman

TYPED NAME OF AUTHORIZED REPRESENTATIVE AND TITLE

SIGNATURE OF AUTHORIZED REPRESENTATIVE

DATE

APPROVED AS TO FORM AND LEGAL SUFFICIENCY [Signature] Anne Bast Brown, County Attorney

12. Local Coordinating Board Approval

I hereby certify that this grant has been reviewed in its entirety by the

Levy County Coordinating Board.

COORDINATING BOARD CHAIRPERSON'S SIGNATURE

DATE



SHIRLEY CONROY RURAL AREA CAPITAL ASSISTANCE GRANT APPLICATION PROPOSED PROJECT FUNDING

Project Description and Estimated Cost:

- Capital equipment - **Prioritize based on need.**
- If vehicle, specify type of vehicle.
- Include a copy of the TRIPS vehicle order form used to determine price or quote received for other capital equipment to document cost.

1.	Ford E450 Cutaway-23' Gas: 14 seats w/2 wheelchair positions	\$82,746.00
2.		\$
3.		\$
4.		\$
5.		\$
6.		\$

Total Project Cost \$82,746.00

Funding Participation

Total Project Cost	(100%)	82,746.00
Less Local Match	(10%) *	REDI
Transportation Disadvantaged Trust Funds	(90%)	<u>82,746.00</u>

* If REDI, include 100% of the total project cost on the Transportation Disadvantaged Trust Funds line and "REDI" on the Local Match line.



SHIRLEY CONROY RURAL AREA CAPITAL ASSISTANCE GRANT APPLICATION PROPOSED PROJECT SCOPE

Describe the Capital Equipment Requested:

One - 23' Gas - Ford Cutaway Vehicle. 14 ambulatory seating capacity or 12 ambulatory seating capacity and one wheelchair or 10 ambulatory seating capacity and two wheelchairs. This vehicle will include 4 cameras, as all current vehicles have. Other options include, driver partition, exterior remote controlled mirrors and reverse camera and monitor backing system. This vehicle will replace a vehicle in the current inventory, LCT 5. that has exceeded age and mileage, (2014-267,789).

Explain Why the Equipment is Needed.

The need to replace an aged vehicle will help in reducing the cost of maintenance on aged vehicles. This agencies vehicles have a large service area to cover, which includes 1118 square miles, in Levy County alone. Each daily route consists of 250-300 miles of travel. On average, 7 routes are run daily. All vehicles are serviced within the 5,000 mile threshold, which keeps the vehicles in excellent running condition. Daily driver inspection sheets are reviewed each morning and daily repairs are performed if needed.

The majority of the riders that depend on the services of Levy County Tranist, are qualified under the Transportation Disadvantaged program. With replacing aged vehicles, this reduces the possibiltiy of breakdowns while enroute to pickup or drop off riders to critical appointments. Continued efforts are made for growth of ridership through attendance of public events and public outreach resources.

Pride is placed with daily cleaning of vehicles inside and out, so that riders are assured of a clean and comfortable ride.

See attached TDSP documents.

Identify Source of Local Match Required:

Levy County is a REDI County, therefore requesting a waiver of match.

Describe the Procurement Process and Timeline:

The requestd vehicle will be purchased through the FDOT TRIPS.

Upon approval of agreement, vehicle will be ordered within two weeks, prior to July 17, 2020.

Upon receipt of vehicle and invoice from vendor, payment will be processed immediately with the County finance office.

Final Invoice will be submitted within the week to the TD Commission and prior to June 30, 2021, when a copy of the check can be printed, that has cleared the bank.



SHIRLEY CONROY RURAL AREA CAPITAL ASSISTANCE GRANT APPLICATION STANDARD ASSURANCES

The recipient hereby assures and certifies that:

1. The recipient has the requisite fiscal, managerial, and legal capacity to carry out the Transportation Disadvantaged Program and to receive and disburse State funds.
2. The recipient intends to accomplish all tasks as identified in this grant application.
3. The recipient is aware that the Shirley Conroy Rural Area Capital Assistance Program Grant is a reimbursement grant. Reimbursement of funds will be approved for payment upon receipt of a properly completed invoice with supporting documentation. Examples of supporting documentation could be: vendor's invoice reflecting a zero-balance due or marked "Paid" and a copy of the cancelled check, or a copy of the bank statement reflecting the payment having cleared the bank account. If this project consists of a vehicle purchase, the application for title reflecting the Commission as the first lienholder is also required.
4. The recipient is aware that the approved project must be complete by June 30, 2021, which means the equipment must be received by the recipient by that date or reimbursement will not be approved.
5. Transportation Disadvantaged Trust Funds will not be used to supplant or replace existing federal, state, or local government funds.
6. Capital equipment purchased through this grant shall comply with the recipient's competitive procurement requirements or Chapter 287 and Chapter 427, Florida Statutes.

This certification is valid for the agreement period for which the grant application is filed.

Signature: _____ Date: _____

Name: Matt Brooks

Title: Board Chairman

Agency: Levy County Board of County Commissioners

Service Area: Levy

APPROVED AS TO FORM AND LEGAL

SUFFICIENCY Anne Bast Brown

Anne Bast Brown, County Attorney

Levy County Transit Vehicle Inventory

Year	Make	Model	Vehicle Type	VIN Number	FDOT Control # (if applicable)	Agency Vehicle #	Ramp or Lift (specify)	# of Seats and W/C Positions	Other Equipment	Use	Average Miles/Yr	Current Mileage	Funding Source	Name of Title Holder	Acquisition Date	Cost	% Federal funding	Location	Condition	Expected Date of Retirement	Date of Disposition (if applicable)	Sale Price (if applicable)	Status
2013	Chev	4500	D	1GB6G5BGXD1170903	N/A	LCT1	Lift	12 & 2	Cameras	Daily	50000	248220	RCAP	TD Comm	6/19/2013	68,290	0	Levy Co.	Excellent	2017			Active
*2014	Ford	E450	D	1FDXE4FS4EDB00758	91236	LCT 5	Lift	14 & 2	Cameras	Daily	50000	267789	5310	FDOT	3/12/2015	81,085	10%	Levy Co.	Excellent	2020			Active
2015	Ford	E450	D	1FDWE3FL6FDA28090	N/A	LCT 6	Lift	10 & 2	Cameras	Daily	50000	132619	RCAP	TD Comm	7/23/2015	79,380	0	Levy Co.	Excellent	2020			Active
2015	Ford	E450	D	1FDFE4FS0FDA35291	N/A	LCT 7	Lift	14 & 2	Cameras	Daily	50000	176302	RCAP	TD Comm	7/29/2016	74,089	0	Levy Co.	Excellent	2021			Active
2016	Ford	E450	D	1FDFE4FSXGDC55331	91266	LCT8	Lift	12 & 2	Cameras	Daily	50000	167430	5339	FDOT	7/29/2016	84,631	0	Levy Co.	Excellent	2021			Active
2016	Ford	E450	D	1FDFE4FS3GDC57115	N/A	LCT9	Lift	14 & 2	N/A	Daily	50000	134775	RCAP	TD Comm	6/27/2017	81,675	0	Levy Co.	Excellent	2022			Active
2016	Ford	E450	D	1FDFE4FS1HDC53064	91299	LCT10	Lift	14 & 2	Cameras	Daily	50000	139358	5339	FDOT	10/5/2017	78,604	0	Levy Co.	Excellent	2022			Active
2017	Ford	E450	D	1FDFE4FSXHDC53063	91298	LCT 11	Lift	14 & 2	Cameras	Daily	50000	116154	5339	FDOT	10/3/2017	78,604	0	Levy Co.	Excellent	2022			Active
2017	Ford	U4X	E	1FDVU4XG6JKA36684	70223	LCT 12	Lift	8 & 1	Cameras	Daily	50000	21373	5339	FDOT	3/29/2018	70,654	0%	Levy Co.	Excellent	2023			Active
2018	Ford	U4X	E	1FDVU4XM3JKA33117	N/A	LCT13	Lift	8&1	Cameras	Daily	50000	29423	RCAP	TD Comm	6/28/2018	68,364	0%	Levy Co.	Excellent	2023			Active
2018	Ford	U4X	E	1FDVU4XM5JKA91326	20023	LCT14	Lift	8&1	Cameras	Daily	50000	10991	5339	FDOT	1/17/2019	69,415	0%	Levy Co.	Excellent	2024			Active
2018	Ford	U4X	E	1FDVU4XM7JKA91327	20027	LCT15	Lift	8&1	Cameras	Daily	50000	14304	5339	FDOT	3/14/2019	69,415	0%	Levy Co.	Excellent	2025			Active
2019	Ford	E450	D	1FDFE4FS4KDC53292	20046	LCT16	Lift	14&2	Cameras	Daily	50000	20803	5339	FDOT	9/30/2019	77,701	0%	Levy Co.	Excellent	2025			Active
2019	Ford	E450	D	1FDFE4FS6KDC53293	20042	LCT17	Lift	14&2	Cameras	Daily	50000	23121	5339	FDOT	10/21/2019	78,597	0%	Levy Co.	Excellent	2025			Active
2006	Chev	C5500	C	1GBE5V1216F417495	N/A	LCT 103	Lift	20 & 3	Cameras	Idle	45000	265893	FTA	Levy Co	3/28/2006	78,949	10%	Levy Co.	Good	2011			Idle
2010	Chev	C4500	C	1GBE4V1G89F413057	80238	LCT107	N/A	24	Cameras	Daily	25000	180091	ARRA	FDOT	2/19/2010	71,339	0	Levy Co.	Good	2020			Idle
2016	Ford	F550	C	1FDAF5GY8GEA53369	91262	LCT 110	Lift	20 & 2	Cameras	Passion	12000	20284	5339	FDOT	6/29/2016	107,263	0	Levy Co.	Excellent	2022			Active

B. Service Area Profile and Demographics

1. Levy County Service Area Description

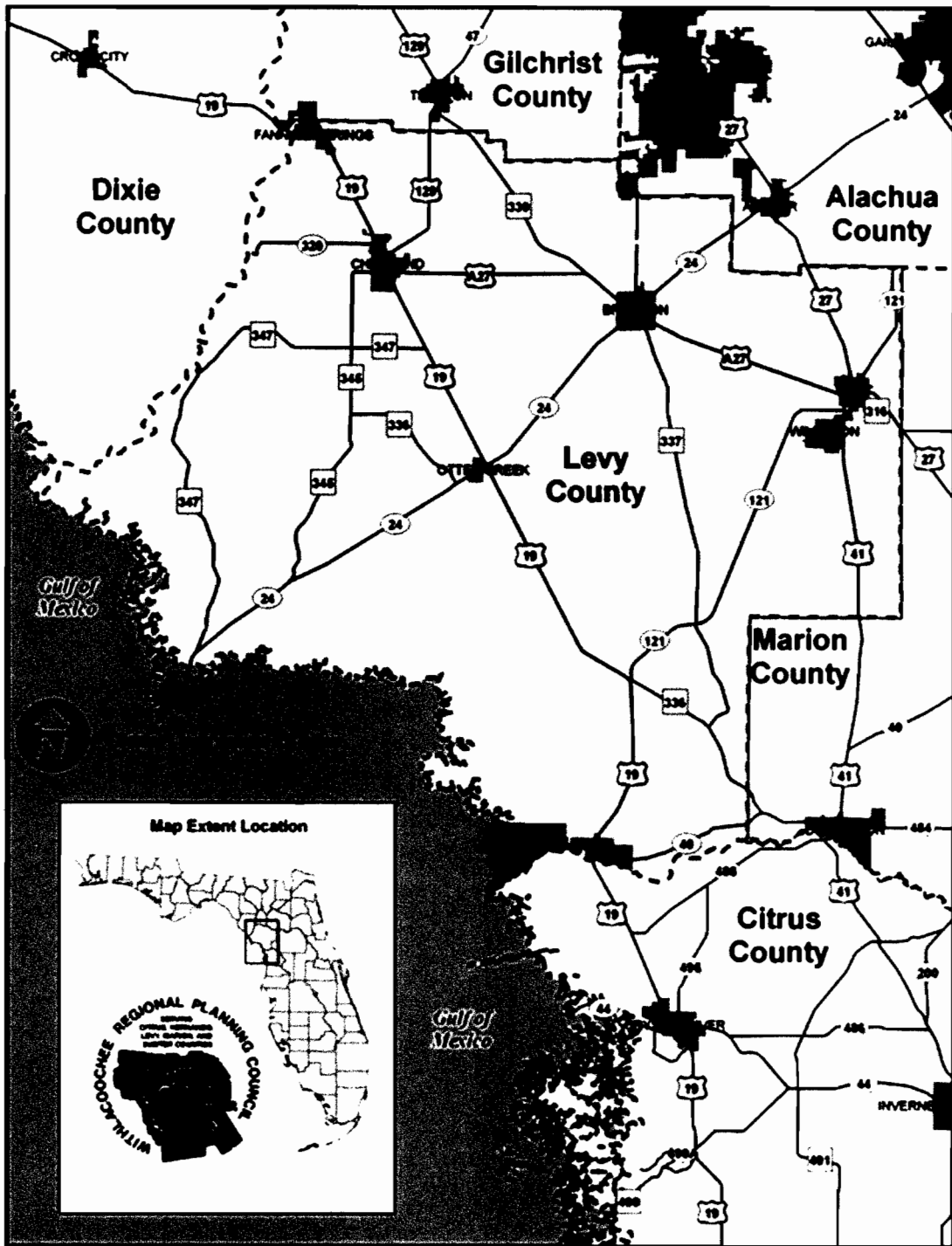
Levy County has a land area of 1,118 square miles and is surrounded by Dixie County, Gilchrist County and Alachua County to the north, Marion County to the east, Citrus County to the south and the Gulf of Mexico to the west. The county has eight incorporated areas including Bronson, Cedar Key, Chiefland, Inglis, Otter Creek, Williston, Yankeetown and a part of Fanning Springs. It also has numerous unincorporated named communities including Fowler's Bluff, Camp Azalea, Rosewood, Gulf Hammock, Morriston, Montbrook and Raleigh. Map 1 shows Levy County's location in relation to the other counties in the state. Map 2 shows the locations of the county's cities, towns and Census Divisions (Cedar Key-Yankeetown, Chiefland and Williston-Bronson).

2. Demographics

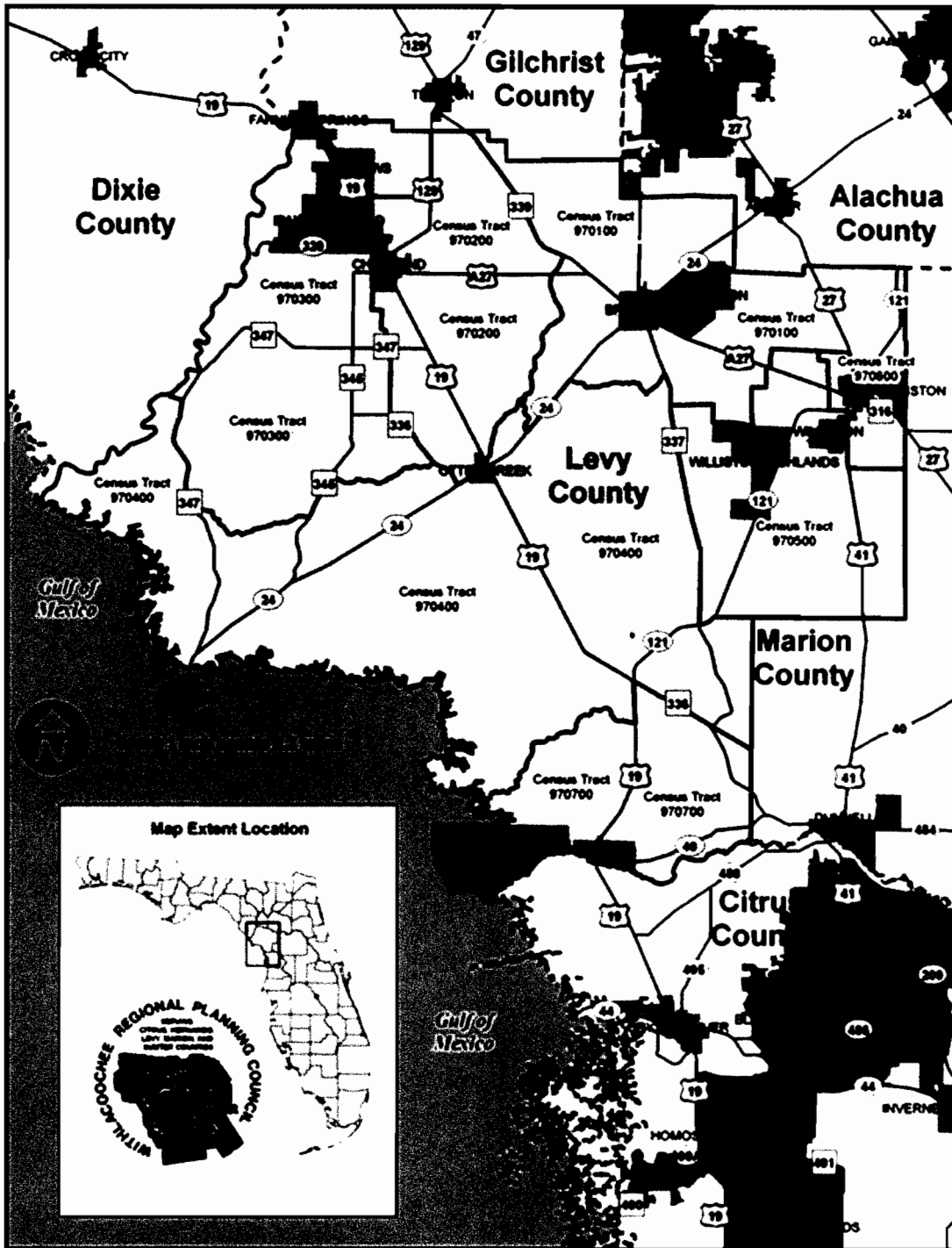
a. Land Use

The purpose of this section is to provide information concerning Levy County's existing land use. This information was obtained from Levy County's Comprehensive Plan. As indicated in the Future Land Use Map (see map 3), the major existing land uses in the County are agriculture, forestry and conservation. Less than 5 percent of the County's land area is in residential use. There are population concentrations in numerous incorporated areas and unincorporated named communities dispersed across the county. The dominant trend in recent years, however, has been sparse development on inexpensive lots out in the county. That trend is expected to continue unless certain population magnets, such as heavy industry, appear. Very little industry has been established anywhere in the county to date.

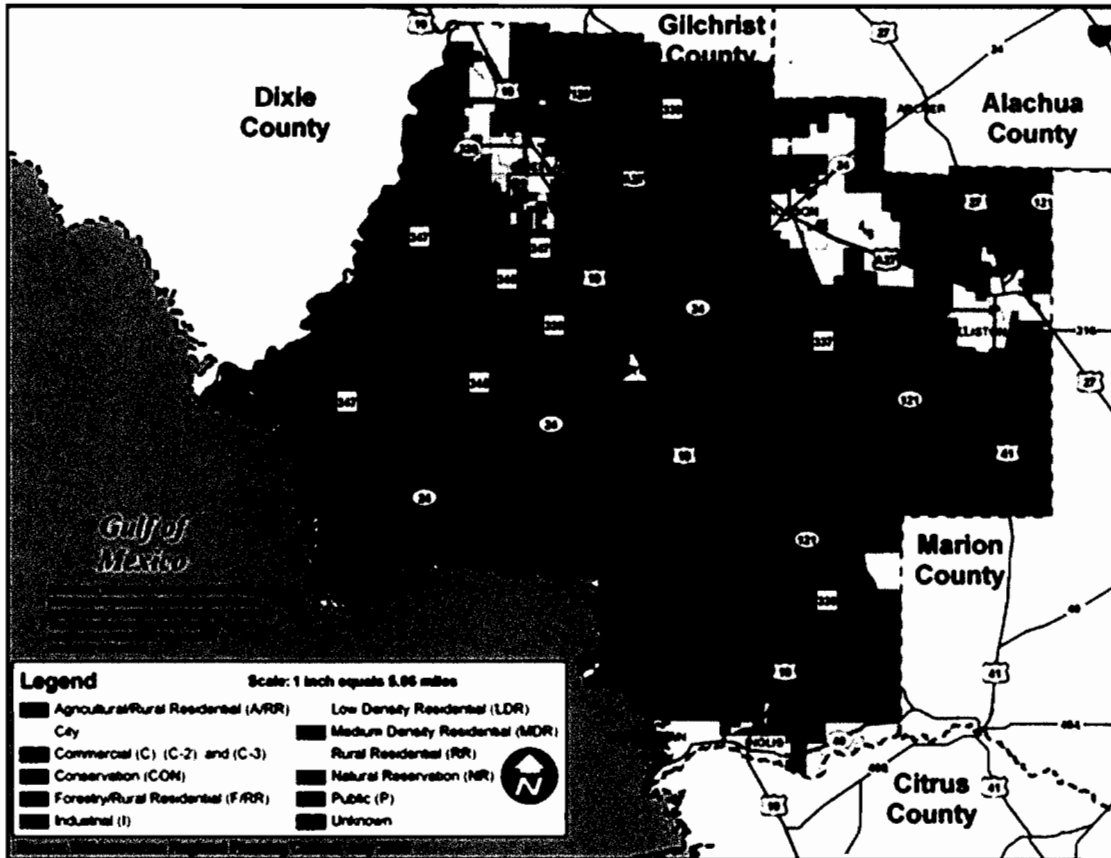
LEVY COUNTY WITHIN THE STATE OF FLORIDA



LEVY COUNTY CENSUS DIVISIONS, CITIES AND CENSUS DESIGNATED PLACE



LEVY COUNTY FUTURE LAND USE



b. Population/Composition

According to the 2010 US Census Bureau, Levy County's 2010 population was 40,801. The Bureau of Economic and Business Research estimates Levy County's 2018 total population as 40,054. Table 1 shows, the population of Levy County.

TABLE 1
Population Counts and Estimates
Levy County

AREA	POPULATION COUNT 2010 Census	POPULATION ESTIMATES 2019
Levy County	40,801	41,330
Bronson	1,113	1,166
Cedar Key	702	714
Chiefland	2,245	2,229
Fanning Springs	278	508
Inglis	1,325	1,311
Otter Creek	134	120
Williston	2,768	2,893
Yankee Town	502	508
Unincorporated Area	31,526	31,881

Sources: 2010 Bureau of the Census/Bureau of Economic and Business Research, University of Florida

c. Population Densities

Table 2 shows with approximately 1,118 square miles of land area, the County population density in 2010 was approximately 36.5 persons per square mile.

TABLE 2
Population Density
Levy County

2010 U.S. CENSUS POPULATION	SQUARE MILES	PERSONS PER SQUARE MILE
40,801	1,118	36.5

Source: U.S. Census Bureau: 2010 State and County Quick Facts

d. Population Projections

According to the Bureau of Economic and Business Research, it is estimated that Levy County will have a total population of 42,700 by the year 2025, and by 2030, the total County population will be 43,600. Illustration I shows population projections for 2025, 2030 and 2035.

**ILLUSTRATION I
Population Projections
Levy County**



Source: Bureau of Economic and Business Research, University of Florida

e. Population Age Distribution

Population age distribution is useful in determining mobility needs which transit might meet. The elderly typically are less likely to have access to a vehicle and thus are more dependent on the transit system for their travel needs. Table 3 shows estimates of the County's population by age group. The 25-44 year-old age group is the largest age group within the County. The 65 and over population is the smallest age group within the County, comprising 13 percent of the population.

**TABLE 3
Population Estimates By Age Group
Levy County**

Age Group	Estimated 2018 Population
0-4	2,207
5-17	5,841
18-24	2,964
25-54	13,862
55-64	6,714
65-79	7,498
80+	1,968

Source: Bureau of Economic and Business Research, University of Florida

f. Disability and Self Care Limitations

According to the 2010 Bureau of the Census 2013-2017 American Community Survey, 7,895 civilian non-institutionalized Levy County residents have disabilities.

g. Employment

The 2010 Bureau of the Census 2013-2017 American Community Survey estimates that Levy County's labor force (individuals who are able to work but may not be employed) in 2017 was 32,461. The estimated unemployment rate for Levy County was 8.5 percent.

h. Income

According to the 2010 Bureau of the Census, the per capita income for Levy County in 2018 was \$22,025. The percent of persons below poverty level in 2018 was 16 %. Table 4 shows per capita income and the percentage of persons below poverty level. Table 5 shows income levels that are currently used to define the federal poverty level. Low-income households often have no mobility choice other than public transportation and thus generally have high potential for transit use.

TABLE 4
Income and Poverty Status
Levy County

Per Capita Income In 2018	Percentage Of Persons Below Poverty Level 2018
\$22,025	16%

Source: Bureau of the Census 2010, State and County Quick Facts

TABLE 5
2020 Poverty Guidelines For The 48 Contiguous States
And The District of Columbia

Persons In Family/Household	2020 Poverty Guideline
1	\$12,760
2	\$17,240
3	\$21,720
4	\$26,200
5	\$30,680
6	\$35,160
7	\$39,640
8	\$44,120

* For families/households with more than 8 persons, add \$4,480 for each additional person.

Source: U.S. Department of Health and Human Services, Office of the Assistant Secretary for Planning and Evaluation

According to the Florida Agency for Health Care Administration, Florida Department of Health, Division of Public Health Statistics & Performance Management, the median monthly Medicaid enrollment for Levy County in 2019 was 9,620.

TABLE 6
Supplemental Security Income
Levy County
2017

Type Of Assistance	Recipients
Aged	90
Blind and Disabled	1,354

Source: Social Security Administration, Master Beneficiary Record and Supplemental Security Record

i. Housing

The 2010 Bureau of the Census estimates that in 2018, the total number of households in Levy County was 16,433 and that the average household size was 2.41. Table 7 presents data on housing units below poverty level.

TABLE 7
Housing Units
Levy County
2018

Housing Units	Percent of Persons Below the Poverty Level	Owner Occupied Housing Unit Rate	Median Value of Owner Occupied Housing Units
20,661	16%	77.2%	\$99,400

Source: 2010 Bureau of the Census Quick Facts

j. Health

There is one assisted living facility located in Levy County, the Good Samaritan Retirement Home. According to Florida Health 2017 Physician Workforce Annual Report, in 2018/19, there were 13 physicians of medicine and 470 registered, practical and advanced nurses.

k. Transportation

According to the 2010 Census 2014-2018 American Community Survey, an estimated 846 households in Levy County had no vehicle available in 2018.

I. Major Trip Generators/Attractors

Trip generators are land uses from which trips originate (e.g., residential developments) while trip attractors are land uses which are destinations (e.g., shopping districts, employment centers, medical offices, educational facilities and recreation sites). Examples of trip attractors located in Levy County include the Wal-Mart Supercenter in Chiefland, the industrial parks in Williston and Chiefland, Regional Hospital in Williston, the satellite campus of Central Florida Community College in Chiefland, Manatee Springs State Park, and the County Courthouse in Bronson. Levy County's ten largest private sector employers include: Wal-Mart Supercenter, Winn-Dixie, Central Florida Electric Co-op, Regional General Hospital Williston, J.E. Whitehurst & Sons, Drummond Community Bank and Capital City Bank.

Although access to retail stores and services in the County is increasing, travel to out-of-county destinations continues to be necessary for many Levy County residents, particularly for employment and medical purposes. Major trip generators/attractors include: Lancaster Correctional in Gilchrist County, Cross City Correctional in Dixie County, Shands Hospital in Alachua County, VA Medical Center in Alachua County and the University of Florida in Alachua County.

Travel to Gainesville continues to be necessary for many County residents, particularly for employment and medical purposes. Approximately 15 percent of Levy County's employed residents work in Alachua County.

C. Service Analysis

1. General and Critical Need Transportation Disadvantaged Populations

The National Center for Transit Research Center for Urban Transportation Research developed a methodology for estimating the general and critical need Transportation Disadvantaged population based on the most current U.S. Census Bureau demographic and socio-economic data available. The general Transportation Disadvantaged population includes the estimates of all disabled, elderly, low income persons and children who are "high-risk" or "at-risk." The critical need Transportation Disadvantaged population includes individuals who, due to severe physical limitations or low incomes, are unable to transport themselves or purchase transportation and are dependent upon others to obtain access to health care, employment, education, shopping, social activities, or other life sustaining activities.

The following tables show general and critical need Transportation Disadvantaged population estimates for Levy County.

CALCULATION OF GENERAL TRANSPORTATION DISADVANTAGED POPULATION

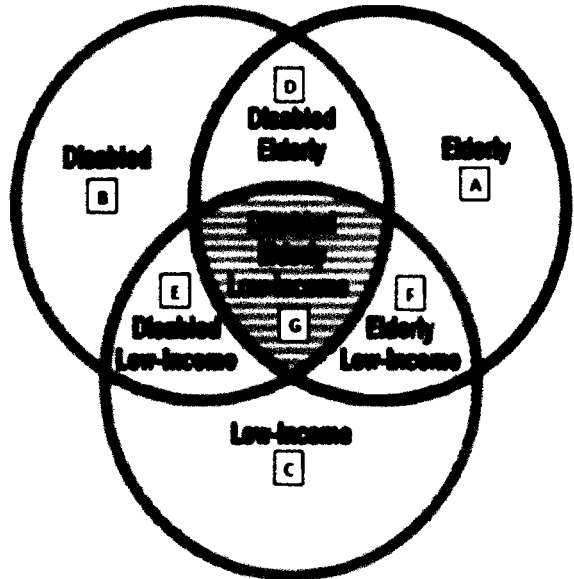
Levy County

Census Data from 2018

County Pop. By Age	Total Pop by Age	% of Total Pop	Population Below Poverty Level by Age	% of Total Pop Below Poverty Level by Age	Total Population with a Disability by Age	% of Total Pop with a Disability by Age	Total Pop with Disability and Below Poverty Level by Age	% Total Pop with a Disability and Below Poverty Level by Age
< 5 Years of Age	2,069	5.5%	792	2.1%	61	0.7%	0	0.00%
5-17	6,629	17.7%	1,656	4.4%	390	1.0%	72	0.19%
18-34	6,417	17.1%	1,911	5.1%	361	1.0%	183	0.49%
35-64	12,294	32.8%	2,097	5.6%	3,765	10.0%	1,013	2.70%
Total Non Elderly	27,409	73.1%	6,456	17.2%	4,577	12.2%	1,268	3.38%
65-74	5,972	15.9%	299	0.8%	1,920	5.1%	350	0.93%
75+	4,131	11.0%	140	0.4%	1,962	5.2%	147	0.39%
Total Elderly	10,103	26.9%	439	1.2%	3,882	10.3%	497	1.32%
Total	37,512	100%	6,895	18.4%	8,459	22.6%	1,765	4.71%

Double Count Calculations		
E - Estimate non-elderly/disabled/ low income	From Base Data (I11)	1,268
B - Estimate non-elderly/ disabled/not low income	Subtract I11 from G11	3,309
G - Estimate elderly/disabled/low income	From Base Data (I14)	497
D- Estimate elderly/ disabled/not low income	Subtract I14 from G14	3,385
F - Estimate elderly/non-disabled/low income	Subtract I14 from E14	(58)
A - Estimate elderly/non-disabled/not low income	Subtract sum of J17, J18 and J19 from C14	6,279
C - Estimate low income/not elderly/not disabled	Subtract I11 from E11	5,188
		19,868

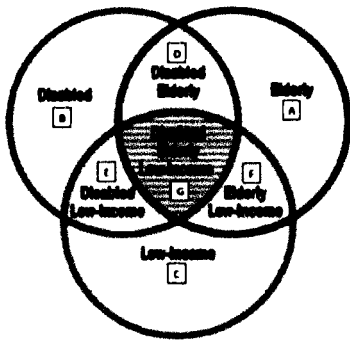
	19,868	53.0%
--	---------------	--------------



FORECAST OF GENERAL AND CRITICAL NEED TRANSPORTATION DISADVANTAGED POPULATIONS

Levy County

	2018	2019	2020	2021	2022	2023	2024	2025	2026	2027	2028
<i>Overlapping Circle Component</i>											
E - Estimate non-elderly/disabled/low income	1,268	1,275	1,281	1,288	1,294	1,301	1,308	1,315	1,321	1,328	1,335
B - Estimate non-elderly/ disabled/not low income	3,309	3,326	3,343	3,361	3,378	3,395	3,413	3,430	3,448	3,466	3,484
G - Estimate elderly/disabled/low income	497	500	502	505	507	510	513	515	518	521	523
D - Estimate elderly/ disabled/not low income	3,385	3,402	3,420	3,438	3,455	3,473	3,491	3,509	3,527	3,546	3,564
F - Estimate elderly/non-disabled/low income	-58	-58	-59	-59	-59	-60	-60	-60	-60	-61	-61
A - Estimate elderly/non-disabled/not low income	6,279	6,311	6,344	6,377	6,410	6,443	6,476	6,510	6,543	6,577	6,611
C - Estimate low income/not elderly/not disabled	5,188	5,215	5,242	5,269	5,296	5,323	5,351	5,378	5,406	5,434	5,462
TOTAL CRITICAL NEED	20,510	20,575	20,640	20,705	20,770	20,835	20,900	20,965	21,030	21,095	21,160
TOTAL GENERAL NEED	117,700	117,700	117,700	117,700	117,700	117,700	117,700	117,700	117,700	117,700	117,700



Levy County

Critical Need TD Population Forecast	2018	2019	2020	2021	2022	2023	2024	2025	2026	2027	2028
Total Critical TD Population											
<i>Disabled</i>	1,997	2,007	2,017	2,028	2,038	2,049	2,059	2,070	2,081	2,092	2,102
<i>Low Income Not Disabled No Auto/Transit</i>	1,395	1,403	1,410	1,417	1,424	1,432	1,439	1,447	1,454	1,462	1,469
Total Critical Need TD Population	3,392	3,410	3,427	3,445	3,463	3,481	3,499	3,517	3,535	3,553	3,571
Daily Trips - Critical Need TD Population											
<i>Severely Disabled</i>	98	98	99	99	100	100	101	101	102	102	103
<i>Low Income - Not Disabled - No Access</i>	2,650	2,663	2,677	2,691	2,705	2,719	2,733	2,747	2,761	2,776	2,790
Total Daily Trips Critical Need TD Population	2,748	2,794	2,841	2,889	2,938	2,990	3,043	3,097	3,152	3,208	3,258
Annual Trips	714,384	728,457	738,734	751,219	763,914	777,438	791,196	805,200	819,453	833,957	847,050

2. Paratransit Service Demand Estimation

The National Center for Transit Research Center for Urban Transportation Research developed a paratransit service demand estimation tool based on the most current U.S. Census Bureau demographic and socio-economic data available. The following table shows trip demand for the critical Transportation Disadvantaged population.

CALCULATION OF CRITICAL NEED TRANSPORTATION DISADVANTAGED POPULATION

Levy County

Census Data from: **2018**

County Pop. By Age	Total Population with a Disability by Age	% with a Severe Disability by Age	Total Population with a Severe Disability by Age	% of Total Pop with Severe Disability by Age
< 5 Years of Age	61	4.20%	3	0
5-17	390	4.20%	16	0.25%
18-34	361	6.30%	23	0.35%
35-64	3,765	13.84%	521	4.24%
Total Non Elderly	4,577		563	2.05%
65-74	1,920	27.12%	521	8.72%
75+	1,962	46.55%	913	22.11%
Total Elderly	3,882		1,434	14.19%
Total	8,459		1,997	5.32%

% of Severe Disability Below Poverty Level	Total Severe Disability Below Poverty Level
28.60%	161
11.70%	168
	329

Critical Need - Severely Disabled TD Population			
	Not Low Income	Low Income	Totals
<i>Non-Elderly</i>	402	161	563
<i>Elderly</i>	1,266	168	1,434
TOTAL	1,668	329	1,997

TRIP RATES USED	
Low Income Non Disabled Trip Rate	
Total	2.400
<u>Less</u>	
Transit	0.389
School Bus	0.063
Special Transit	0.049
	1.899
Severely Disabled Trip Rate	
Special Transit	0.049

Low Income & Not Disabled = C + F		CALCULATION OF DAILY TRIPS FOR THE CRITICAL NEED TD POPULATION	
Assumes	5,130		
27.2% xx % without auto access	1,395		
100.0% xx % without transit access	1,395		
		Calculation of Daily Trips	
		Daily Trip Rates	Total
		Per Person	Daily Trips
Total Actual Critical TD Population			
<i>Severely Disabled</i>	1,997	0.049	98
<i>Low Income ND</i>	###	1.899	2,650
Totals			2,748

**ORDER FORM – PAGE ONE
CONTRACT#TRIPS-17-CA-CBS**

CHAMPION CUTAWAY TRANSIT VEHICLES-CREATIVE BUS SALES, INC.

AGENCY NAME: Levy County Board of County Commissioners DATE: _____

PURCHASE ORDER NUMBER: _____

CONTACT PERSON: Connie Conley 352-486-3485 conley-connie@levycounty.org
(Name, Telephone Number and Email Address)

Jan 7, 2020

Item	Unit Cost	Quantity	Total Cost
Base Vehicle Type			
Ford E350 6.8L Gas Crusader 11,500 22'	\$68,650		
Chevy G3500 6.0L Gas American Crusader 12,300 22'	\$69,248		
Chevy G3500 6.0L Gas Crusader 12,300 22'	\$65,526		
Ford E350 6.8L Gas Crusader 12,500 23'	\$69,592		
Chevy G4500 6.0L Gas Challenger 14,200 23'	\$67,954		
	25'		\$69,626
Ford E450 6.8L Gas Challenger 14,500 23'	\$70,143	1	70143
	26'		\$71,583
Ford F550 6.8L Gas Defender 19,500 28'	\$89,429		
	29'		\$95,381
Freightliner S2C 6.7L D Defender 26,000 27'	\$129,069		
	31'		\$129,821
	33'		\$132,090
	35'		\$131,935
	38'		\$132,732
Vinyl Stripe Choices			
Scheme #1; 11,500 = (\$300); 12,300-14,500 = (\$350); 19,500-26,000 = (\$400)	See Item		
Scheme #2; 11,500 = (\$500); 12,300-14,500 = (\$750); 19,500-26,000 = (\$1,000)	See Item		
Scheme #3 11,500 = (\$430); 12,300-14,500 = (\$600); 19,500-26,000 = (\$800)	See Item		
Base Seating			
Standard Seat (per person)	\$285	10	2850
Foldaway Seat (per person)	\$440	4	1760
Children's Seat (per person)	\$525		
Securement Systems			
Q'Straint slide and click securement (per position)	\$535	2	1070
Sure-Lok Titan securement (per position)	\$550		
WC-18 Compliant Occupant Restraint-Q-Straint QRT360 (per position)	\$750		
PAGE ONE SUB-TOTAL	---	---	75,823

ORDER FORM – PAGE TWO
CONTRACT #TRIPS-17-CA-CBS

April 10, 2019

Item	Unit Cost	Quantity	Total Cost
Seat belt extensions	\$35		
Freedman TDSS tie-down system	\$110		
Side Wheelchair Lift Choices (ILO Standard Lift Add~)			
Braun Model NCL919IB-2 (or latest)	Standard		
Braun Millennium Lift	N/A		
Braun Model NCL954IB3454-2 1000 lb Lift	Add \$121	1	121
Ricon Model S5510 (or latest)	Add \$124		
Ricon Model S or K Titanium 1000 lb Lift	Add \$430		
Rear Wheelchair Lift Choices (ILO Standard Lift Deduct~)			
Ricon Klear-View lift (prior approval from FDOT required)	Deduct (\$12)		
Braun model NVL917IB lift (prior approval from FDOT required)	Deduct (\$117)		
Optional Engines			
Diesel engine meeting current EPA requirements			
Ford diesel option 6.7 Power Stroke	\$10,250		
Ford 6.2 Gas (E350)	Deduct (\$200)		
Alternative Fuel Systems			
Compressed Natural Gas (CNG) or Liquid Petroleum Gas (LPG) Engine meeting current EPA requirements: pricing for Alternate Fuel Vehicles include upcharge for delivery and Methane detection system (CNG only).			
Compressed Natural Gas (CNG) Size: 30 GGE Make: Agility / Installer: GAS	\$23,919		
Compressed Natural Gas (CNG) Size: 40 GGE Make: Agility / Installer: GAS	\$27,359		
Compressed Natural Gas (CNG) Size: 52 GGE Make: Agility / Installer: GAS	\$36,000		
Liquid Petroleum Gas (LPG) – Size: 64 GGE Make: Roush / Installer: GAS E450	\$19,995		
Liquid Petroleum Gas (LPG) – Size: 67 GGE Make: Roush / Installer: GAS F550	\$19,995		
Engine Prep: Gaseous fuel deliver	\$312		
Aluminum wheels: Freightliner only	\$1,290		
Stainless steel wheel liners / inserts, front and rear wheels: Freightliner and Ford 19,500 = (\$450); All Others = (\$275)	See Item	1	275
Seating			
Dimensions vinyl line of coated transit bus seating fabric with antimicrobial Nanocide (per seat)	Standard	1	0
Upgrade interior side wall panels with Nanocide	\$1,174		
USSC Evolution G2E with pedestal	\$1,400		
Freedman Sport Driver's seat with Relaxor, Sport Shield	\$675	1	675
Recaro Ergo LXS Driver's seat	\$1,118		
Fire Suppression			
Fog Maker Fire Detection and Suppression System	Standard	1	0
Kidde Automatic Fire Detection and Suppression System	Add \$506		
DAFO Suppression System	Add \$600		
PAGE TWO SUB-TOTAL	---	---	1071

ORDER FORM – PAGE THREE
CONTRACT #TRIPS-17-CA-CBS

April 10, 2019

Item	Unit Cost	Quantity	Total Cost
Route/Head Signs			
Transign manually operated roller curtain type sign	\$1,684		
TwinVision "Elyse" (software needed) electronic destination system (FR/SD/RE)	\$6,100		
TwinVision "Mobi-Lite" electronic destination sign (FR/SD)	\$4,150		
TwinVision "Mobi-Lite" electronic destination sign (FR/SD/RE)	\$4,350		
Transign "Destinator" electronic destination sign (FR/SD)	\$4,050		
Transign LLC 2-digit Block / Run Number box unit	\$425		
Transign LLC 3-digit Block / Run Number box unit	\$450		
Transign LLC passenger "STOP REQUESTED" sign	\$1,200		
Camera Systems			
SEON 2 camera system = (\$2,041); 4 camera system = (\$3,350); 6 camera system = (\$4,350); 8 camera system = (\$4,750)	See Item		
REI 2 camera system = (\$1,821); 4 camera system = (\$2,680); 6 camera system = (\$3,380); 8 camera system = (\$3,700)	See Item		
Gatekeeper 2 camera system = (\$2,041); 4 camera system = (\$3,350); 6 camera system = (\$4,350); 8 camera system = (\$4,750)	See Item	1	3350
AngelTrax 2 camera system = (\$1,924); 4 camera system = (\$2,750); 6 camera system = (\$3,690); 8 camera system = (\$4,050)	See Item		
Angel Trax 2 TB SS HD	\$1,850		
Angel Trax 2 TB HD	\$350		
Apollo 2 camera system = (\$3,441); 4 camera system = (\$4,750); 6 camera system = (\$5,750); 8 camera system = (\$6,150)	See Item		
24/7 2 camera system = (\$1,548); 4 camera system = (\$2,457); 6 camera system = (\$3,157); 8 camera system = (\$3,807)	See Item		
Price for single replacement camera	\$390		
Storage compartment-front cab, lockable	\$150		
Other Options Available			
Altro Transflor slip resistant vinyl flooring: Vehicles 21' to 29' = (\$269); All others = (\$703)	See Item		
Gerflor Tarabus slip resistant vinyl flooring: Vehicles 21' to 29' = (\$107); All others = (\$520)	See Item	1	0
Driver Safety Partition	\$125	1	125
Raised/Flat Floor: required on floor plans with more than 2 W/C positions. Freightliner = (N/A)	\$450	1	450
Kelderman 2-stage rear air suspension:	\$2,795		
Bentec Powder-Coated handrails and stanchions (provide standard colors)	\$280		
Exterior remote controlled mirrors: Rosco	\$550	1	550
Romeo Rim HELP bumper (rear only)	\$645		
HawKEye Reverse Assistance System (with rear HELP bumper)	\$1,102	1	1102
Reverse camera and monitor backing system: Manufacturer: Radio Engineering Industries	\$450	1	450
PAGE THREE SUB-TOTAL	----	----	
Air purification system	\$2,200		
PAGE THREE SUB-TOTAL	----	----	5577

**ORDER FORM – PAGE FOUR
CONTRACT #TRIPS-17-CA-CBS**

April 10, 2019

Item	Unit Cost	Quantity	Total Cost
"Mentor Ranger" in-vehicle computer	\$5,359		
REI Public Address System ~ stand alone system	\$450		
AM/FM Radio : REI Radio add a microphone	\$125		
Advertising racks (interior)	\$150		
Mesh seat pockets (per seat)	\$18		
TV/DVD system 1 22" monitor	\$2,500		
GFI Farebox prep	\$150		
MDT prep	\$150		
Driver's running board	\$275	1	275
Aisle side folding arm rest (each)	\$35		
12V outlet in driver's area	\$50		
Front mud flaps (rear standard)	\$55		
Keyless entry (A & M)	\$400		
Dual rear doors	\$650		
Extra spare tire: 19,500 and above = (\$550); All others = (\$450)	See Item		
Extra set of ignition keys	\$120		
Vertical stanchion for MDT mount	\$120		
Velvac Manual mirrors	\$150		
Velvac Remote mirrors	\$650		
TwinVision "Elyse" software	\$300		
TwinVision "Elyse" PC/MIA card	\$650		
Add Hawkeye to standard bumper	\$650		
Power Pedestal for Dr. Seat-includes Adnik 6-way power slides w/RH switch, Seat Belt Bracket, Driver's Base Pedestal, and Vinyl Skirt	\$450		
Avail MDT – Includes Para Transit Kit #FC-2012 – Driver Interface, Communications, Interface Expansion Box (IEB), Emergency Alarm, and Navigational Assistance Unit	\$15,297		
2-Position Sportworks bike rack (black)	\$1,500		
2-Position Sportworks bike rack (stainless)	\$1,950		
Bike Rack prep (stand alone; included if buying a bike rack above)	\$950		
Fleet numbers on bus (per location)	\$15		
Diamond Model D farebox	\$1,371		
LYTX Drive Cam	\$1,425		
Rosco Dual Vision	\$1,425		
Air Conditioning			
ILO Base System-Add the following amounts ()			
ACC Roof Mount Condenser: 19,500 = (\$1,827); 26,000 = (\$650); 12,500 = (\$1,160); All Others = (\$1,065)	See Item		
ACC Roof Mount Complete: 12,500, 14,200, 14,500 = (\$2,702); 19,500 = (\$5,160); 26,000 = (\$4,200); N/A All Others	See Item		
TK Skirt: N/A on 19,500 and 26,000; All Others = (\$1,752)	See Item		
TK Roof Top Condenser: N/A on 19,500 and 26,000; All Others = (\$2,352)			
TK Roof Complete: 12,500, 14,200, 14,500 = (\$3,202); 19,500 = (\$7,035); 26,000 = (\$5,200); N/A All Others	See Item		
TA Skirt: N/A on 19,500 and 26,000; All Others = (\$1,752)	See Item		
ACT Skirt Mount Condenser: 11,500-14,500 = (\$1,000); 19,500-26,000 = (\$1,500)	See Item		
ACT Roof Mount Condenser: All Models = (\$1,500)	See Item		
ACT Roof Mount Complete: 11,500-14,500 = (\$2,800); 19,500-26,000 = (\$5,500)	See Item		
PAGE FOUR SUB-TOTAL	----	----	275

ORDER FORM – PAGE FIVE
CONTRACT #TRIPS-17-CA-CBS

Other Options			
Storage Rack	\$516		
Walkersecurement	\$177		

ORDER SUMMARY

PAGE FIVE SUB-TOTAL <i>(sub-total of fifth page)</i>			0
PAGE FOUR SUB-TOTAL <i>(sub-total of fourth page)</i>	----	----	275
PAGE THREE SUB-TOTAL <i>(sub-total of third page)</i>	----	----	5577
PAGE TWO SUB-TOTAL <i>(sub-total of second page)</i>	----	----	1071
PAGE ONE SUB-TOTAL <i>(sub-total of first page)</i>	----	----	75,823
GRAND TOTAL <i>(sum of pages 1, 2, 3, and 4 sub-totals)</i>	----	----	82,746

ANTICIPATED USAGE

Service Type: (check all that apply)

_____ **Fixed Route:** Services provided on a repetitive, fixed schedule basis along a specific route with vehicles stopping to pick up and deliver passengers to specific locations; each fixed route trip serves the same origins and destinations

Paratransit: Shared use transit service operating in response to calls from passengers or their agents to the transit operator, who schedules a vehicle to pick up the passengers to transport them to their destinations

_____ **Shuttle/Deviated Fixed Route:** Transit service that operates along a fixed alignment or path at generally fixed times, but may deviate from the route alignment to collect or drop off passengers who have requested the deviation

Estimated days in service per week 5

Operating Environment (check all that apply)

City Streets

Highway

Parking Lot/Airport Shuttle _____

Retirement Campus _____

Combination City/Highway

College Campus _____

Other

Operational Equipment (check all that apply)

Using Now

Will put on these buses

Will add in the future

Destination Signs-----	<input type="checkbox"/>	<input type="checkbox"/>	<input type="checkbox"/>
Fare Box-----	<input type="checkbox"/>	<input type="checkbox"/>	<input type="checkbox"/>
Routing equipment-----	<input type="checkbox"/>	<input type="checkbox"/>	<input type="checkbox"/>
Camera System-----	<input checked="" type="checkbox"/>	<input checked="" type="checkbox"/>	<input type="checkbox"/>
Passenger counter-----	<input type="checkbox"/>	<input type="checkbox"/>	<input type="checkbox"/>
Other _____	<input type="checkbox"/>	<input type="checkbox"/>	<input type="checkbox"/>
Other _____	<input type="checkbox"/>	<input type="checkbox"/>	<input type="checkbox"/>

CHOICES FORM

CONTRACT #TRIPS-17-CA-CBS

CHAMPION CUTAWAY TRANSIT VEHICLES

SEATING AND FLOORING CHOICES

Seating Colors: (circle one) Blue Charcoal

Flooring Colors: (circle one) Blue Gray Beige Black

Paint Scheme: (circle one) #1 #2 #3 Other

Paint Schemes Note: If an agency requires a paint and lettering scheme that is NOT GENERALLY covered by one of those listed above, they may make separate arrangements either with the manufacturer or a local vendor to provide these services. Agencies will select colors (2) for background and stripes when orders are placed. All paint scheme pricing shall reflect white base coat.

Upholstery Information-Vinyl Colors Available:

BLUE CMI VINYL #119 Dimensions Nanocide Late Evening

CHARCOAL CMI VINYL #120 Dimensions Nanocide Charcoal

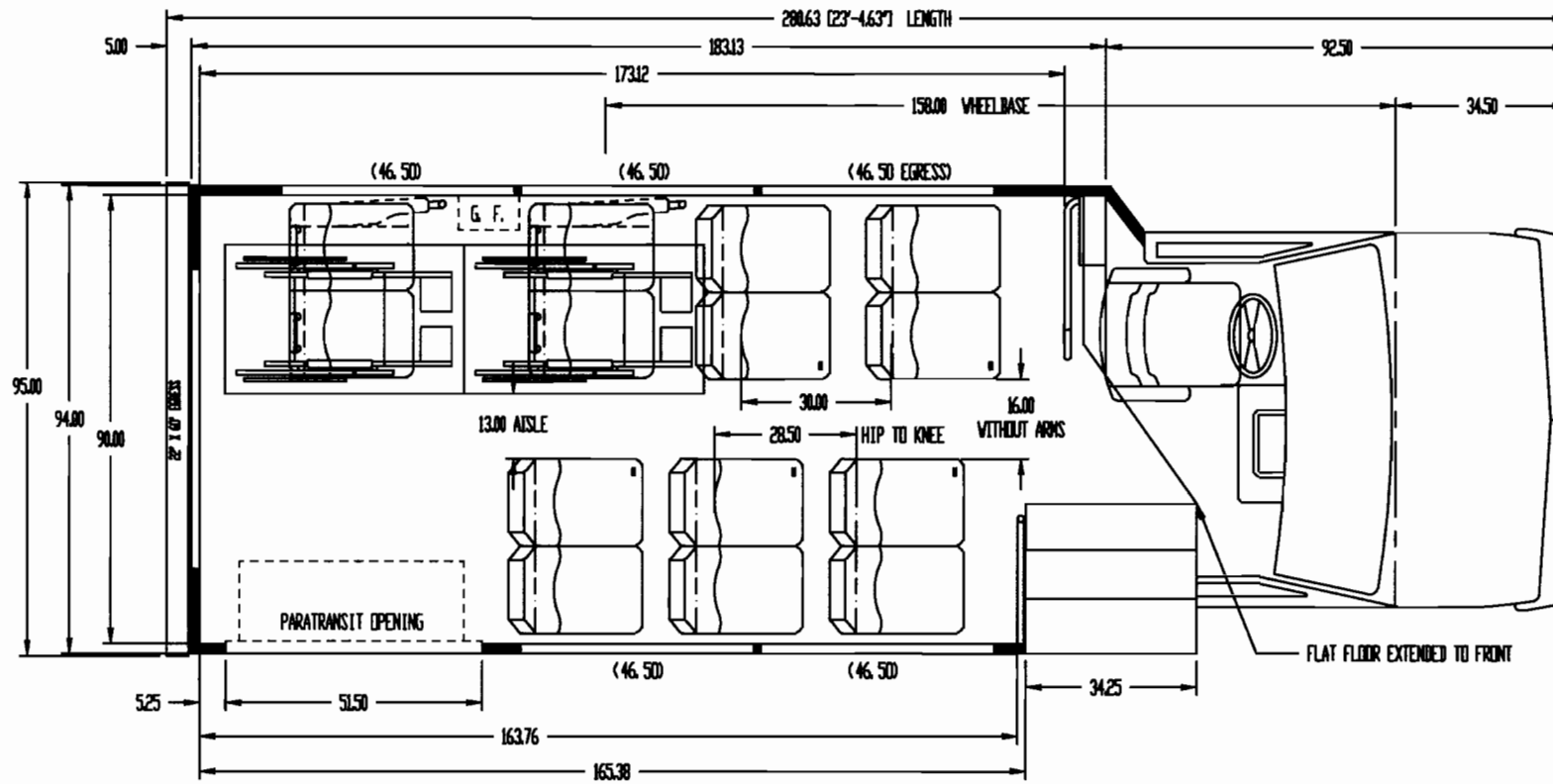
WHEELCHAIR LIFT CHOICE

Wheelchair Lift: (circle one) Braun Ricon

SECUREMENT RETRACTOR CHOICE

W/C Securement: (circle one) Sure-Lok Titan Q'Strait QRTMAX

* FLAT FLOOR *



SEATING: FREEDMAN SEATS - MID HIGH FEATHERWEIGHT

PASSENGER COUNT: (14) PASSENGERS (2) W/C

MODEL: CHALLENGER



TOLERANCES
UNLESS NOTED
.XX +/- .06
.XXX +/- .005
ANG +/- 1°

DRAWN BY:
ROB HILTS

ALL DIMENSIONS IN
INCHES UNLESS
NOTED

DATE: **4/24/19**

SHEET SIZE: _____

WEIGHT: _____

THIS DRAWING AND ALL INFORMATION THEREON IS THE PROPERTY OF REV GROUP, INC.

FORM P-7.3 (1) REVISION A (INVENTOR)

SHEET NO: **01**

DRAWING NO:

ECN:

TITLE: **FLOORPLAN CH-231 REAR LIFT 158" W/B FLAT FLOOR**

CB023905

REV	ECN	DESCRIPTION	DATE	BY

REVISION NO: