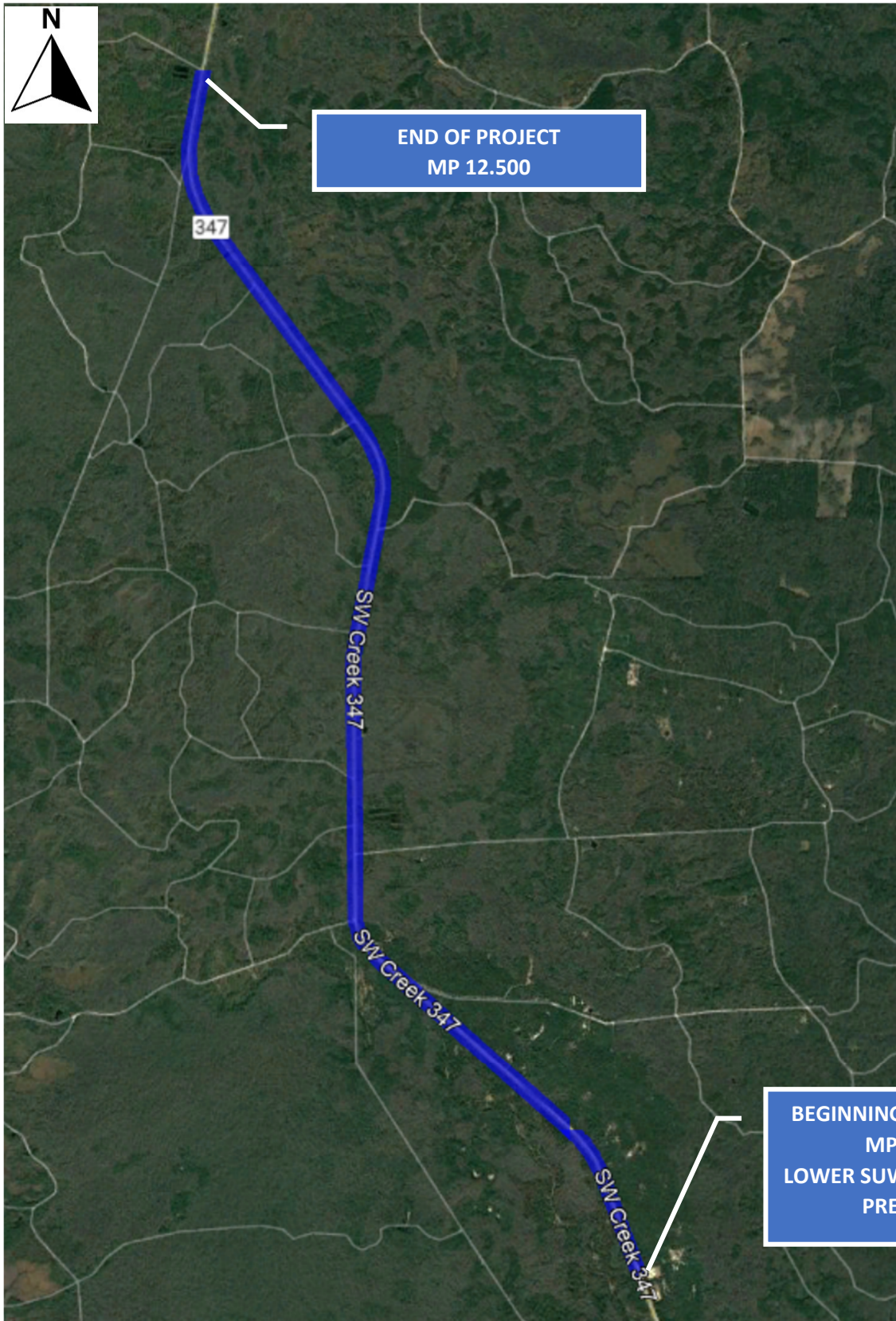


PROJECT LOCATION MAP



END OF PROJECT
MP 12.500

BEGINNING OF PROJECT
MP 6.034
LOWER SUWANNEE RIVER
PRESERVE

CR 347 RESURFACING AND WIDENING

Lower Suwannee River Preserve to MP 12.500 Segment 2 (6.034-12.500)

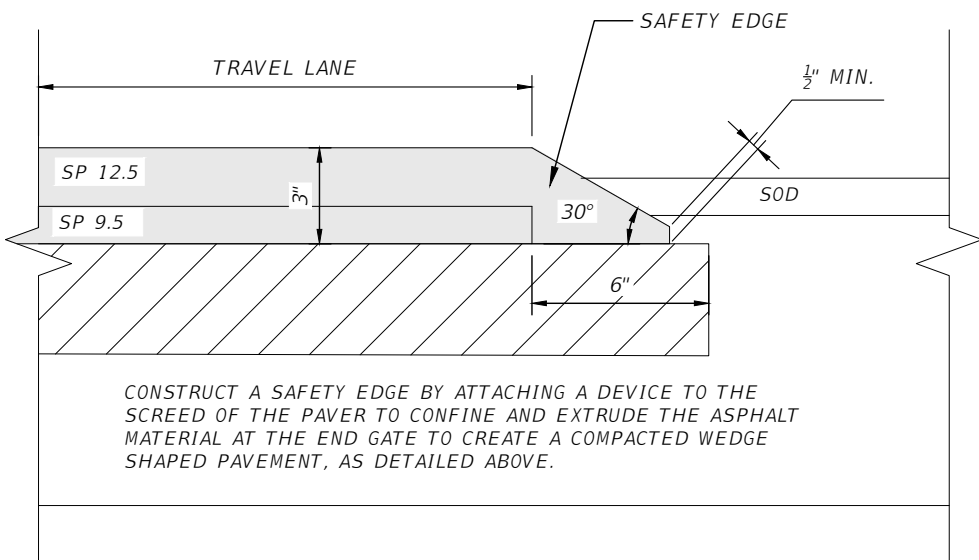
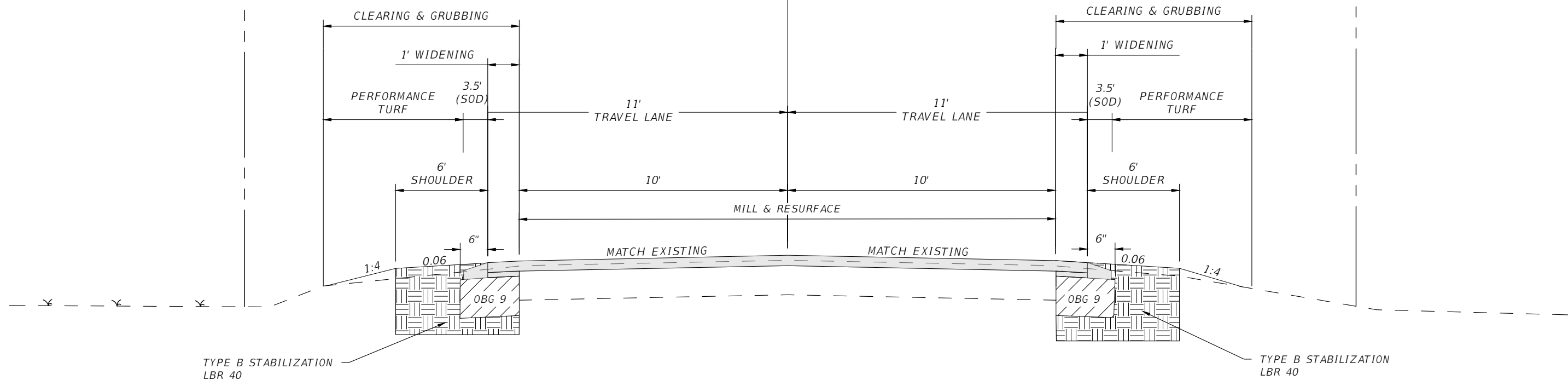
Length :	6.466 miles	Pavement Width (Feet):	22		
Project Scope:	MILL AND RESURFACE THE EXISTING LANES (2.5"), WIDEN 1', CONST SAFETY EDGE, AND SHOULDER TO WIDTH OF 6'.				
Pay Item No.	Pay Item Description	Quantity	Units	Unit Price	Total Cost
101-1	Mobilization	1	LS	\$432,563.25	\$432,563.25
101-2	Maintenance of Traffic	1	LS	\$302,794.28	\$302,794.28
104-10-3	Sediment Barrier	3000	LF	\$4.00	\$12,000.00
110-1-1	Clearing & Grubbing	24	AC	\$4,500.00	\$108,000.00
110-7-1	Mailboxes, F&I	10	EA	\$290.00	\$2,900.00
120-2-2	Excavation	6000	CY	\$14.00	\$84,000.00
120-71	Embankment	8500	CY	\$14.00	\$119,000.00
160-1	Type B stabilization	46000	SY	\$4.00	\$184,000.00
285-701	Optional Base Group 01	1000	SY	\$20.00	\$20,000.00
285-709	Optional Base Group 09	11500	SY	\$25.00	\$287,500.00
286-1	Turnout construction	1200	SY	\$22.00	\$26,400.00
327-70	Milling, 1.5"	76000	SY	\$3.25	\$247,000.00
334-1-12	Superpave Asphalt Concrete, Traffic B	11600	TN	\$165.00	\$1,914,000.00
430-174-118	Pipe Culvert, opt round, 18" SD	180	LF	\$110.00	\$19,800.00
430-175-124	Pipe Culvert, Opt. Rd. 24" CD	144	LF	\$120.00	\$17,280.00
430-984-125	Mitered End Section, 18" SD	6	EA	\$2,000.00	\$12,000.00
430-982-124	Mitered End Section 24" CD	18	EA	\$2,500.00	\$45,000.00
536-1-1	Guardrail	4400	LF	\$40.00	\$176,000.00
536-85-24	Guardrail end treatment	20	AS	\$30,000.00	\$600,000.00
570-1-1	Performance Turf	76000	SY	\$1.00	\$76,000.00
570-1-2	Performance Turf, Sod	27000	SY	\$3.50	\$94,500.00
700-1-11	Single Post Sign, F&I, less than 12 SF	20	EA	\$650.00	\$13,000.00
700-1-60	Single Post Sign Remove	10	EA	\$80.00	\$800.00
705-10-1	Object Marker, Type 1	10	EA	\$120.00	\$1,200.00
706-3	Retro Reflective Pavement Markers	850	EA	\$4.25	\$3,612.50
710-90	Painted Pavement Markings Final Surface	1	LS	\$50,000.00	\$50,000.00
710-11-111	Painted Pavt Markings, std, white, solid, 6"	12.4	MI	\$1,350.00	\$16,740.00
710-11-211	Painted Pavt Markings, std, yellow, solid, 6"	24.8	MI	\$1,375.00	\$34,100.00
710-11-125	Painted Pavt Markings, white, solid, 24"	200	LF	\$4.00	\$800.00
711-11	Thermoplastic pavement markings	1	LS	\$60,000.00	\$60,000.00
999-1	Initial Contingency/Inflation	1	LS	\$100,000.00	\$100,000.00
ESTIMATED CONSTRUCTION COST					\$5,060,990.03
DESIGN FEE					\$475,000
CONSTRUCTION INSPECTION FEE					\$390,000
TOTAL PROJECT COST					\$5,925,990.03



Experience.
Quality.
Commitment.

R/W (VARIES)

CR 347



CONSTRUCT A SAFETY EDGE BY ATTACHING A DEVICE TO THE SCREED OF THE PAVER TO CONFINE AND EXTRUDE THE ASPHALT MATERIAL AT THE END GATE TO CREATE A COMPACTED WEDGE SHAPED PAVEMENT, AS DETAILED ABOVE.

SAFETY EDGE DETAIL

TYPICAL SECTION

CR 347
MILE POST: 6.034 - 12.500

MILLING

MILL 1.5" DEPTH AT EXISTING CROSS SLOPE

RESURFACING

TYPE SP 12.5 STRUCTURAL COURSE (TL-C) (2")

WIDENING

OPTIONAL BASE GROUP 9 WITH
TYPE SP 9.5 STRUCTURAL COURSE (TL-C) (1")
AND TYPE SP 12.5 STRUCTURAL COURSE (TL-C) (2")

ADT = 650
DESIGN SPEED = 55 MPH

DATE	DESCRIPTION	DATE	DESCRIPTION	P.E. LICENSE NUMBER NFPS P.O. BOX 3823 LAKE CITY, FLORIDA 32056 CERTIFICATE OF AUTHORIZATION 29011			ROAD NO.	COUNTY	FINANCIAL PROJECT ID	TYPICAL SECTION	SHEET NO.