



**SHIRLEY CONROY RURAL AREA
CAPITAL ASSISTANCE GRANT
REQUEST FOR FUNDING**

DATE SUBMITTED	
LEGAL NAME OF REQUESTING CTC	Levy County Board of County Commissioners/Levy County Transit
FEDERAL IDENTIFICATION NUMBER	59-6000717
REGISTERED ADDRESS	P.O. Box 310
CITY, STATE, ZIP CODE	Bronson, FL 32621
CONTACT PERSON FOR THIS GRANT	Connie Conley
PHONE NUMBER	352-486-3485
E-MAIL ADDRESS	conley-connie@levycounty.org
PROJECT LOCATION [County(ies)]	Levy
PROPOSED START DATE	July 1, 2021
AMOUNT OF FUNDING REQUESTED (90%)	\$91,515.00

<p><u>CTC REPRESENTATIVE AUTHORIZATION AND ACKNOWLEDGEMENT</u></p> <p>I hereby certify that this request has been duly authorized by the governing body of the CTC. The CTC also certifies that it has reviewed and understands the Grant Program Manual and intends to complete the project in compliance with all grant program requirements if the assistance is awarded.</p> <p>X</p>		<p><u>LOCAL COORDINATING BOARD APPROVAL</u></p> <p>I hereby certify that this request for funding has been reviewed in its entirety by the Local Coordinating Board.</p>	
Signature Of Authorized Representative	Date	Coordinating Board Chairperson's Signature	Date
John Meeks, Board Chairman		John Meeks	
Name Of Authorized Representative And Title		Name Of LCB Chairperson	

APPROVED AS TO FORM AND LEGAL SUFFICIENCY *Anne Bast Brown*
Anne Bast Brown, County Attorney

JUSTIFICATION FOR EQUIPMENT REQUESTED:

In the agencies' current inventory is a 2015 vehicle, purchased through the Shirley Conroy Rural Area Capital grant. This vehicle currently has 194,237 miles. The cost of repairs for this vehicle has risen over the past year due to a mechanical issue that causes the bus to shut off and not restart. This vehicle needs to be replaced to reduce repair costs and reduce down time. This vehicle has always been serviced within the 5,000 mile service threshold, as all vehicles within the fleet.

The majority of Levy County residents that utilize services, qualify for transportation, under the Transportation Disadvantaged program. The agency prides itself with the keeping all vehicles in excellent condition, inside and out. Those county residents that use the service deserve to ride in vehicles that are clean, well maintained and reliable for all their needed trips.

This vehicle request, would replace the forementioned 2015 vehicle.

Attached are pages out of the agencies' Transportation Disadvantaged Service Plan (TDSP), related to population, service area description and maps of the county.

DESCRIPTION OF CAPITAL EQUIPMENT REQUESTED:

Vehicles

1, 2, 3, etc. +	(R) or (E)*	Fuel Type **	Description/Vehicle Type/Procurement Source	Quantity	Estimated Cost (from Order Form)
1	R	G	23' Ford Cutaway vehicle. 14 seating capacity or 12 seating and 2 wheelchairs. Including inside cameras	1	\$91,515.00

+ Prioritization of Need

*Replacement (R) or Expansion (E)

** Fuel Type – D=Diesel G=Gas A=Alternative

Equipment NOT Requested as part of a Vehicle Purchase

1, 2, 3, etc. +	Description	Quantity	Estimated Cost

+ Prioritization of Need

PROJECT COST:

Total Project Cost	(100%)	\$91,515.00
Less Local Match	(10%) *	REDI
Transportation Disadvantaged Trust Funds*	(90%)	\$91,515.00

* If REDI, include 100% of the total project cost on the Transportation Disadvantaged Trust Funds line and "REDI" on the Local Match line.

SOURCE OF REQUIRED LOCAL MATCH:

Levy County is a REDI County, therefore requesting a waiver of match.

B. Service Area Profile and Demographics

1. Levy County Service Area Description

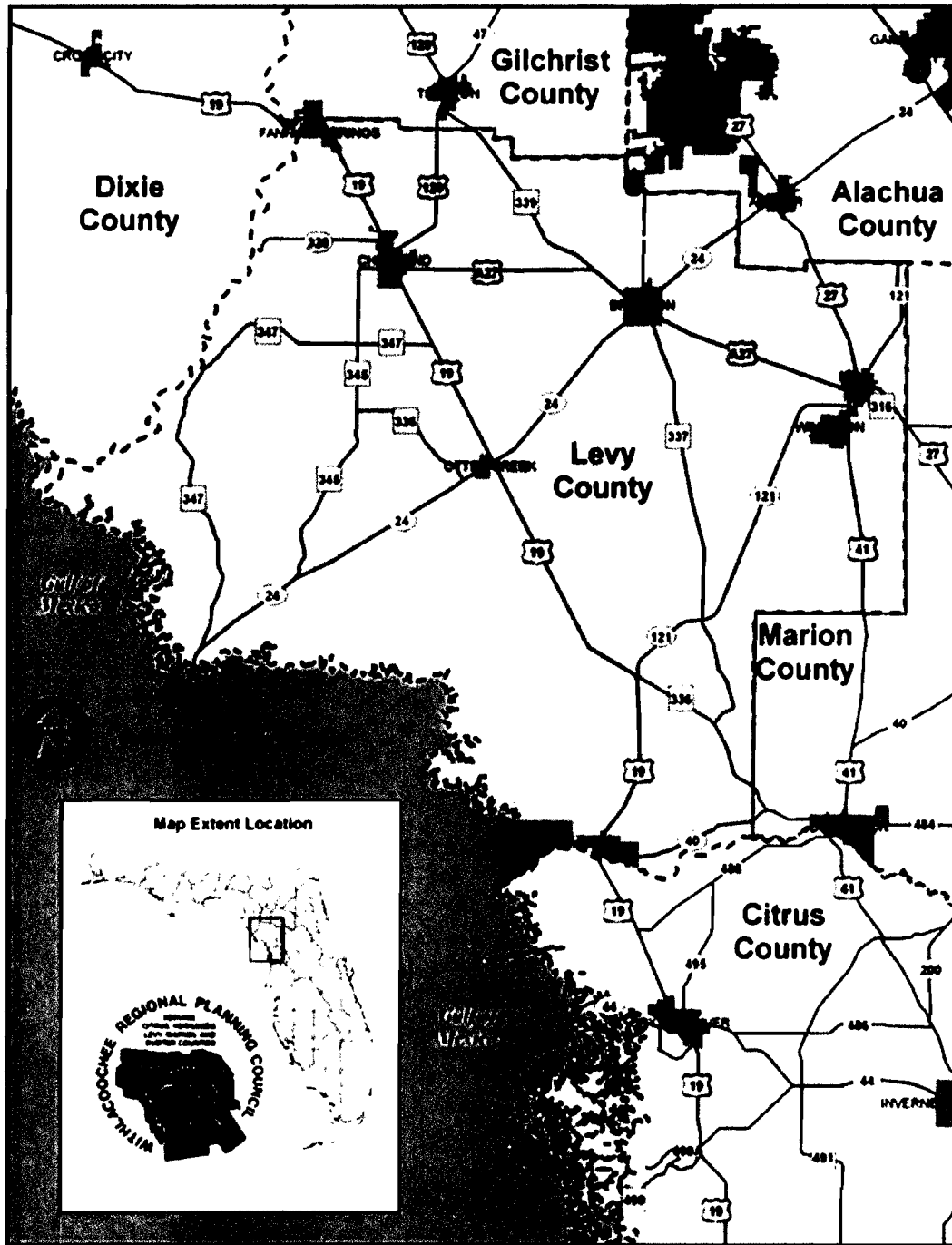
Levy County has a land area of 1,118 square miles and is surrounded by Dixie County, Gilchrist County and Alachua County to the north, Marion County to the east, Citrus County to the south and the Gulf of Mexico to the west. The county has eight incorporated areas including Bronson, Cedar Key, Chiefland, Inglis, Otter Creek, Williston, Yankeetown and a part of Fanning Springs. It also has numerous unincorporated named communities including Fowler's Bluff, Camp Azalea, Rosewood, Gulf Hammock, Morriston, Montbrook and Raleigh. Map 1 shows Levy County's location in relation to the other counties in the state. Map 2 shows the locations of the county's cities, towns and Census Divisions (Cedar Key-Yankeetown, Chiefland and Williston-Bronson).

2. Demographics

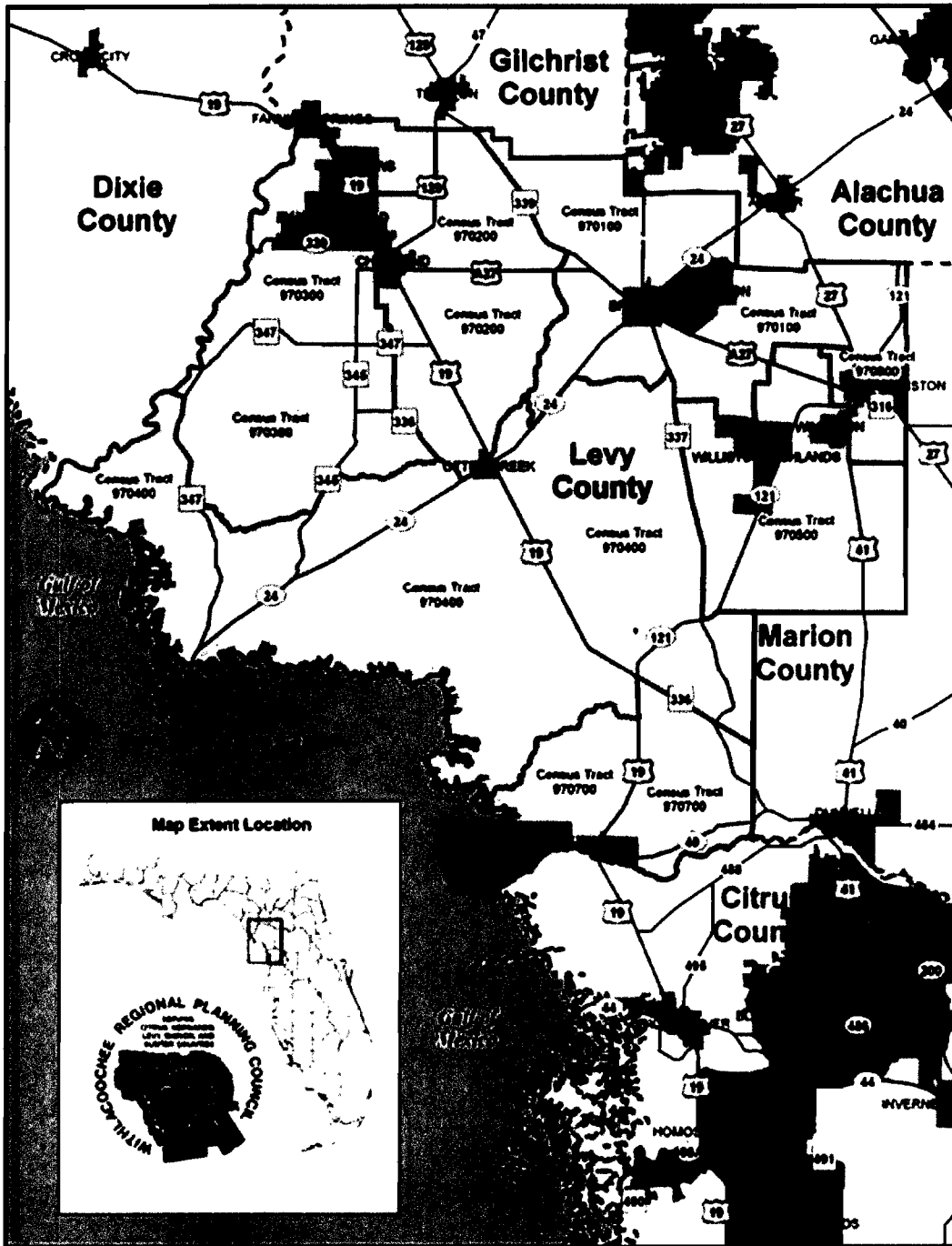
a. Land Use

The purpose of this section is to provide information concerning Levy County's existing land use. This information was obtained from Levy County's Comprehensive Plan. As indicated in the Future Land Use Map (see map 3), the major existing land uses in the County are agriculture, forestry and conservation. Less than 5 percent of the County's land area is in residential use. There are population concentrations in numerous incorporated areas and unincorporated named communities dispersed across the county. The dominant trend in recent years, however, has been sparse development on inexpensive lots out in the county. That trend is expected to continue unless certain population magnets, such as heavy industry, appear. Very little industry has been established anywhere in the county to date.

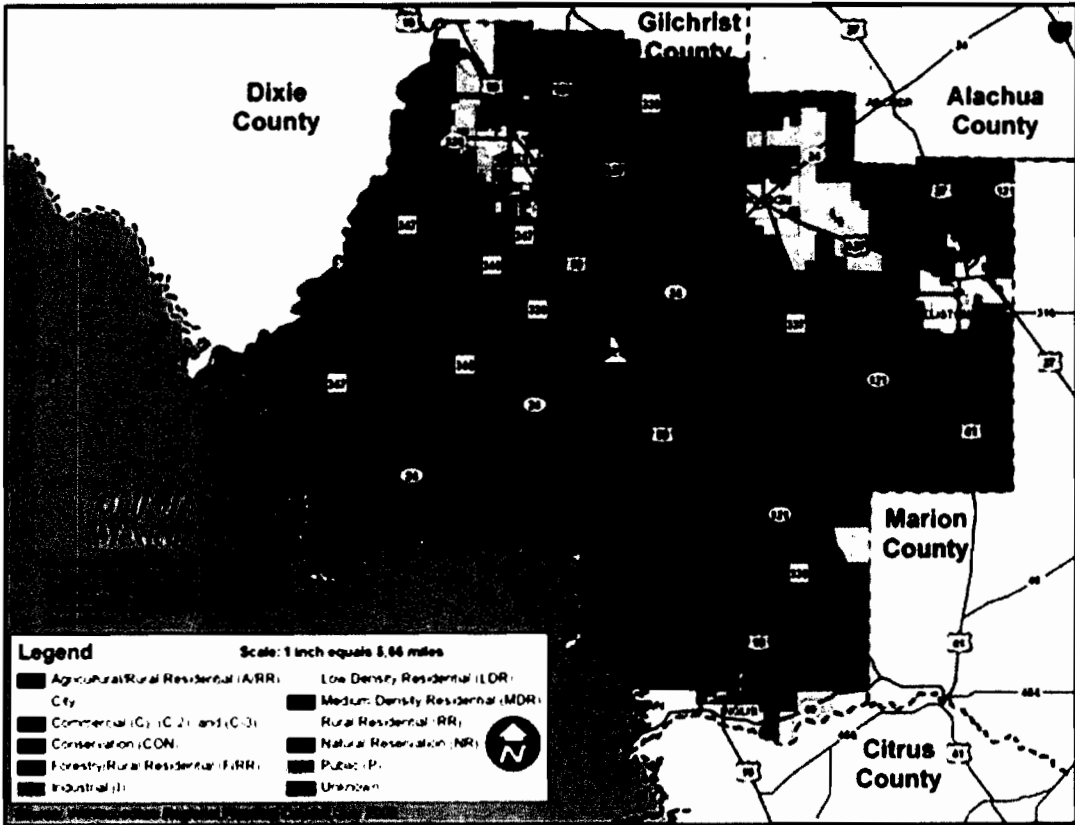
LEVY COUNTY WITHIN THE STATE OF FLORIDA



LEVY COUNTY CENSUS DIVISIONS, CITIES AND CENSUS DESIGNATED PLACE



LEVY COUNTY FUTURE LAND USE



b. Population/Composition

According to the 2010 US Census Bureau, Levy County's 2010 population was 40,801. The Bureau of Economic and Business Research estimates Levy County's 2018 total population as 40,054. Table 1 shows, the population of Levy County.

TABLE 1
Population Counts and Estimates
Levy County

AREA	POPULATION COUNT 2010 Census	POPULATION ESTIMATES 2019
Levy County	40,801	41,330
Bronson	1,113	1,166
Cedar Key	702	714
Chiefland	2,245	2,229
Fanning Springs	278	508
Inglis	1,325	1,311
Otter Creek	134	120
Williston	2,768	2,893
Yankee Town	502	508
Unincorporated Area	31,526	31,881

Sources: 2010 Bureau of the Census/Bureau of Economic and Business Research, University of Florida

c. Population Densities

Table 2 shows with approximately 1,118 square miles of land area, the County population density in 2010 was approximately 36.5 persons per square mile.

TABLE 2
Population Density
Levy County


2010 U.S. CENSUS POPULATION	SQUARE MILES	PERSONS PER SQUARE MILE
40,801	1,118	36.5

Source: U.S. Census Bureau: 2010 State and County Quick Facts

d. Population Projections

According to the Bureau of Economic and Business Research, it is estimated that Levy County will have a total population of 42,700 by the year 2025, and by 2030, the total County population will be 43,600. Illustration I shows population projections for 2025, 2030 and 2035.

ILLUSTRATION I
Population Projections
Levy County



Source: Bureau of Economic and Business Research, University of Florida

e. Population Age Distribution

Population age distribution is useful in determining mobility needs which transit might meet. The elderly typically are less likely to have access to a vehicle and thus are more dependent on the transit system for their travel needs. Table 3 shows estimates of the County's population by age group. The 25-44 year-old age group is the largest age group within the County. The 65 and over population is the smallest age group within the County, comprising 13 percent of the population.

TABLE 3
Population Estimates By Age Group
Levy County

Age Group	Estimated 2018 Population
0-4	2,207
5-17	5,841
18-24	2,964
25-54	13,862
55-64	6,714
65-79	7,498
80+	1,968

Source: Bureau of Economic and Business Research, University of Florida

f. Disability and Self Care Limitations

According to the 2010 Bureau of the Census 2013-2017 American Community Survey, 7,895 civilian non-institutionalized Levy County residents have disabilities.

g. Employment

The 2010 Bureau of the Census 2013-2017 American Community Survey estimates that Levy County's labor force (individuals who are able to work but may not be employed) in 2017 was 32,461. The estimated unemployment rate for Levy County was 8.5 percent.



**SHIRLEY CONROY RURAL AREA
CAPITAL ASSISTANCE GRANT
CURRENT VEHICLE INVENTORY**

NAME OF CTC: Levy County Board of County Commissioners/Levy County Transit

Model Year	Chassis Make and Model	Vehicle Identification Number (17 Digits)	Maximum Ambulatory/ Wheelchair Passenger Seating	Average Vehicle Miles Per Year	Current Mileage as of (Date)	Anticipated Retirement Year	Source of Funding
See Attached Inventory Sheet							

NOTE: Identify the Vehicle(s) that would be replaced with this or other grants by placing * next to the model year.

Levy County Board of County Commissioners/Levy County Transit Vehicle Inventory

Year	Make	Model	Vehicle Type	VIN Number	FDOT Control # (if applicable)	Agency Vehicle #	Ramp or Lift (specify)	# of Seats and W/C Positions	Other Equipment	Use	Average Miles/Yr	Current Mileage	Funding Source	Name of Title Holder	Acquisition Date	Cost	% Federal funding	Location	Condition	Expected Date of Retirement	Date of Disposition (if applicable)	Sale Price (if applicable)	Status
2013	Chev	4500	D	1GB6G5BGXD1170903	N/A	LCT1	Lift	12 & 2	Cameras	Daily	50000	249343	RCAP	TD Comm	6/19/2013	68,290	0	Levy Co.	Excellent	2017			Backup
2020	Ford	E450	D	1FDPE4FS9KDC66538	20058	LCT2	Lift	14 & 2	Cameras	Daily	50000	6684	5339	FDOT	9/21/2020	81,454	100%	Levy Co.	Excellent	2020			Active
2015	Ford	E450	D	1FDWE3FL6FDA28090	N/A	LCT 6	Lift	10 & 2	Cameras	Daily	50000	145801	RCAP	TD Comm	7/23/2015	79,380	0	Levy Co.	Excellent	2020			Active
*2015	Ford	E450	D	1FDPE4FS0FDA35291	N/A	LCT 7	Lift	14 & 2	Cameras	Daily	50000	189550	RCAP	TD Comm	7/29/2016	74,089	0	Levy Co.	Excellent	2021			Active
2016	Ford	E450	D	1FDPE4FSXGDC55331	91266	LCT8	Lift	12 & 2	Cameras	Daily	50000	196420	5339	FDOT	7/29/2016	84,631	0	Levy Co.	Excellent	2021			Active
2016	Ford	E450	D	1FDPE4FS3GDC57115	N/A	LCT9	Lift	14 & 2	Cameras	Daily	50000	162217	RCAP	TD Comm	6/27/2017	81,675	0	Levy Co.	Excellent	2022			Active
2016	Ford	E450	D	1FDPE4FS1HDC53064	91299	LCT10	Lift	14 & 2	Cameras	Daily	50000	165365	5339	FDOT	10/5/2017	78,604	0	Levy Co.	Excellent	2022			Active
2017	Ford	E450	D	1FDPE4FSXHDC53063	91298	LCT 11	Lift	14 & 2	Cameras	Daily	50000	147087	5339	FDOT	10/3/2017	78,604	0	Levy Co.	Excellent	2022			Active
2017	Ford	U4X	E	1FDVU4XG6JKA36684	70223	LCT 12	Lift	8 & 1	Cameras	Daily	50000	23764	5339	FDOT	3/29/2018	70,654	0%	Levy Co.	Excellent	2023			Active
2018	Ford	U4X	E	1FDVU4XM3JKA33117	N/A	LCT13	Lift	8 & 1	Cameras	Daily	50000	35682	RCAP	TD Comm	6/28/2018	68,364	0%	Levy Co.	Excellent	2023			Active
2018	Ford	U4X	E	1FDVU4XM5JKA91326	20023	LCT14	Lift	8 & 1	Cameras	Daily	50000	16205	5339	FDOT	1/17/2019	69,415	0%	Levy Co.	Excellent	2024			Active
2018	Ford	U4X	E	1FDVU4XM7JKA91327	20027	LCT15	Lift	8 & 1	Cameras	Daily	50000	24154	5339	FDOT	3/14/2019	69,415	0%	Levy Co.	Excellent	2025			Active
2019	Ford	E450	D	1FDPE4FS4KDC53292	20046	LCT16	Lift	14 & 2	Cameras	Daily	50000	49436	5339	FDOT	9/30/2019	77,701	0%	Levy Co.	Excellent	2025			Active
2019	Ford	E450	D	1FDPE4FS6KDC53293	20042	LCT17	Lift	14 & 2	Cameras	Daily	50000	55048	5339	FDOT	10/21/2019	78,597	0%	Levy Co.	Excellent	2025			Active
2006	Chev	C5500	C	1GBE5V1216F417495	N/A	LCT 103	Lift	20 & 3	Cameras	Idle	45000	265893	FTA	Levy Co	3/28/2006	78,949	10%	Levy Co.	Good	2011			Idle
2010	Chev	C4500	C	1GBE4V1G89F413057	80238	LCT107	N/A	24	Cameras	Daily	25000	181770	ARRA	FDOT	2/19/2010	71,339	0	Levy Co.	Good	2020			Idle
2016	Ford	F550	C	1FDAF5GY8GEA53369	91262	LCT 110	Lift	20 & 2	Cameras	Passion	12000	21398	5339	FDOT	6/29/2016	107,263	0	Levy Co.	Excellent	2022			Active

ORDER FORM – PAGE ONE
CONTRACT#TRIPS-17-CA-CBS

CHAMPION CUTAWAY TRANSIT VEHICLES-CREATIVE BUS SALES, INC.

AGENCY NAME: Levy County Board of County Commissioners

PURCHASE ORDER NUMBER: _____

CONTACT PERSON: Connie Conley (352)-486-3485 conley-connie@levycounty.org
(Name, Telephone Number and Email Address)

April 23, 2020

Item	Unit Cost	Quantity	Total Cost
Base Vehicle Type			
Ford E350 7.3L Gas Crusader 11,500 22'	\$68,650		
Chevy G3500 6.0L Gas American Crusader 12,300 22'	\$69,248		
Chevy G3500 6.0L Gas Crusader 12,300 22'	\$65,526		
Ford E350 7.3L Gas Crusader 12,500 23'	\$69,592		
Chevy G4500 6.0L Gas Challenger 14,200 23'	\$67,954		
	\$69,626		
Ford E450 7.3L Gas Challenger 14,500 23'	\$70,143	1	70,143
	\$71,583		
Ford F550 7.3L Gas Defender 19,500 28'	\$89,429		
	\$95,381		
Freightliner S2C 6.7L D Defender 26,000 27'	\$129,069		
	\$129,821		
	\$132,090		
	\$131,935		
	\$132,732		
Vinyl Stripe Choices			
Scheme #1: 11,500 = (\$300); 12,300-14,500 = (\$350); 19,500-26,000 = (\$400)	See Item		
Scheme #2: 11,500 = (\$500); 12,300-14,500 = (\$750); 19,500-26,000 = (\$1,000)	See Item		
Scheme #3: 11,500 = (\$430); 12,300-14,500 = (\$600); 19,500-26,000 = (\$800)	See Item		
Base Seating			
Standard Seat (per person)	\$285	10	2850
Foldaway Seat (per person)	\$440	4	1760
Children's Seat (per person)	\$525		
Securement Systems			
Q'Straint slide and click securement (per position)	\$535	2	1070
Sure-Lok Titan securement (per position)	\$550		
WC-18 Compliant Occupant Restraint-Q-Straint QRT360 (per position)	\$750		
Seat belt extensions	\$35		
Freedman TDSS tie-down system	\$110		
PAGE ONE SUB-TOTAL	----	----	75,823

ORDER FORM – PAGE TWO
CONTRACT #TRIPS-17-CA-CBS

April 23, 2020

Item	Unit Cost	Quantity	Total Cost
Side Wheelchair Lift Choices (ILO Standard Lift Add~)			
Braun Model NCL9191B-2 (or latest)	Standard		
Braun Millennium Lift	N/A		
Braun Model NCL9541B3454-2 1000 lb Lift	Add \$121	1	121
Ricon Model S5510 (or latest)	Add \$124		
Ricon Model S or K Titanium 1000 lb Lift	Add \$430		
Rear Wheelchair Lift Choices (ILO Standard Lift Deduct~)			
Ricon Klear-View lift (prior approval from FDOT required)	Deduct (\$12)		
Braun model NVL9171B lift (prior approval from FDOT required)	Deduct (\$117)		
Optional Engines			
Diesel engine meeting current EPA requirements			
Ford diesel option 6.7 Power Stroke	\$10,250		
Ford 6.2 Gas (E350)	Deduct (\$200)		
Alternative Fuel Systems			
Compressed Natural Gas (CNG) or Liquid Petroleum Gas (LPG) Engine meeting current EPA requirements: pricing for Alternate Fuel Vehicles include upcharge for delivery and Methane detection system (CNG only).			
Compressed Natural Gas (CNG) Size: 30 GGE Make: Agility / Installer: GAS	\$23,919		
Compressed Natural Gas (CNG) Size: 40 GGE Make: Agility / Installer: GAS	\$27,359		
Compressed Natural Gas (CNG) Size: 52 GGE Make: Agility / Installer: GAS	\$36,000		
Liquid Petroleum Gas (LPG) – Size: 64 GGE Make: Roush / Installer: GAS E450	\$19,995		
Liquid Petroleum Gas (LPG) – Size: 67 GGE Make: Roush / Installer: GAS F550	\$19,995		
Engine Prep: Gaseous fuel deliver	\$312		
Aluminum wheels: Freightliner only	\$1,290		
Stainless steel wheel liners / inserts, front and rear wheels: Freightliner and Ford 19,500 = (\$450); All Others = (\$275)	See Item	1	275
Seating			
Dimensions vinyl line of coated transit bus seating fabric with antimicrobial Nanocide (per seat)	Standard	1	0
Upgrade interior side wall panels with Nanocide	\$1,174		
USSC Evolution G2E with pedestal	\$1,400		
Freedman Sport Driver's seat with Relaxor, Sport Shield	\$675	1	675
Recaro Ergo LXS Driver's seat	\$1,118		
Fire Suppression			
Fog Maker Fire Detection and Suppression System	Standard	1	0
Kidde Automatic Fire Detection and Suppression System	Add \$506		
DAFO Suppression System	Add \$600		
PAGE TWO SUB-TOTAL			1071

ORDER FORM – PAGE THREE
CONTRACT #TRIPS-17-CA-CBS

April 23, 2020

Item	Unit Cost	Quantity	Total Cost
Route/Head Signs			
Transign manually operated roller curtain type sign	\$1,684		
TwinVision "Elyse" (software needed) electronic destination system (FR/SD/RE)	\$6,100		
TwinVision "Mobi-Lite" electronic destination sign (FR/SD)	\$4,150		
TwinVision "Mobi-Lite" electronic destination sign (FR/SD/RE)	\$4,350		
Transign "Destinator" electronic destination sign (FR/SD)	\$4,050		
Transign LLC 2-digit Block / Run Number box unit	\$425		
Transign LLC 3-digit Block / Run Number box unit	\$450		
Transign LLC passenger "STOP REQUESTED" sign	\$1,200		
Camera Systems			
SEON 2 camera system = (\$2,041); 4 camera system = (\$3,350); 6 camera system = (\$4,350); 8 camera system = (\$4,750)	See Item		
REI 2 camera system = (\$1,821); 4 camera system = (\$2,680); 6 camera system = (\$3,380); 8 camera system = (\$3,700)	See Item		
Gatekeeper 2 camera system = (\$2,041); 4 camera system = (\$3,350); 6 camera system = (\$4,350); 8 camera system = (\$4,750)	See Item	1	3350
AngelTrax 2 camera system = (\$1,924); 4 camera system = (\$2,750); 6 camera system = (\$3,690); 8 camera system = (\$4,050)	See Item		
Angel Trax 2 TB SS HD	\$1,850		
Angel Trax 2 TB HD	\$350		
Apollo 2 camera system = (\$3,441); 4 camera system = (\$4,750); 6 camera system = (\$5,750); 8 camera system = (\$6,150)	See Item		
24/7 2 camera system = (\$1,548); 4 camera system = (\$2,457); 6 camera system = (\$3,157); 8 camera system = (\$3,807)	See Item		
Price for single replacement camera	\$390		
Storage compartment-front cab, lockable	\$150		
Other Options Available			
Altro Transflor slip resistant vinyl flooring: Vehicles 21' to 29' = (\$269); All others = (\$703)	See Item		
Gerflor Tarabus slip resistant vinyl flooring: Vehicles 21' to 29' = (\$107); All others = (\$520)	See Item	1	107
Driver Safety Partition	\$125	1	125
Raised/Flat Floor: required on floor plans with more than 2 W/C positions. Freightliner = (N/A)	\$450	1	450
Kelderman 2-stage rear air suspension:	\$2,795		
Bentec Powder-Coated handrails and stanchions (provide standard colors)	\$280		
PAGE THREE SUB-TOTAL	----	----	3925

**ORDER FORM – PAGE FOUR
CONTRACT #TRIPS-17-CA-CBS**

April 23, 2020

Item	Unit Cost	Quantity	Total Cost
Other Options Available Continued			
Exterior remote controlled mirrors: <i>Rosco</i>	\$550	1	550
Romeo Rim HELP bumper (rear only)	\$645		
HawKEye Reverse Assistance System (with rear HELP bumper)	\$1,102	1	1102
Reverse camera and monitor backing system: <i>Manufacturer: Radio Engineering Industries</i>	\$450	1	450
Air purification system	\$2,200		
"Mentor Ranger" in-vehicle computer	\$5,359		
REI Public Address System ~ stand alone system	\$450		
AM/FM Radio : REI Radio add a microphone	\$125		
Advertising racks (interior)	\$150		
Mesh seat pockets (per seat)	\$18		
TV/DVD system 1 22" monitor	\$2,500		
GFI Farebox prep	\$150		
MDT prep	\$150		
Driver's running board	\$275	1	275
Aisle side folding arm rest (each)	\$35		
12V outlet in driver's area	\$50		
Front mud flaps (rear standard)	\$55		
Keyless entry (A & M)	\$400		
Dual rear doors	\$650		
Extra spare tire: 19,500 and above = (\$550); All others = (\$450)	See Item		
Extra set of ignition keys	\$120		
Vertical stanchion for MDT mount	\$120		
Velvac Manual mirrors	\$150		
Velvac Remote mirrors	\$650		
TwinVision "Elyse" software	\$300		
TwinVision "Elyse" PC/MIA card	\$650		
Add Hawkeye to standard bumper	\$650		
Power Pedestal for Dr. Seat-includes Adnik 6-way power slides w/RH switch, Seat Belt Bracket, Driver's Base Pedestal, and Vinyl	\$450		
Avail MDT – Includes Para Transit Kit #FC-2012 – Driver Interface, Communications, Interface Expansion Box (IEB), Emergency Alarm, and Navigational Assistance Unit	\$15,297		
2-Position Sportworks bike rack (black)	\$1,500		
2-Position Sportworks bike rack (stainless)	\$1,950		
Bike Rack prep (stand alone; included if buying a bike rack above)	\$950		
Fleet numbers on bus (per location)	\$15		
Diamond Model D farebox	\$1,371		
LYTX Drive Cam	\$1,425		
Rosco Dual Vision	\$1,425		
Storage Rack	\$516		
Walker securement	\$177		
PAGE FOUR SUB-TOTAL	---	---	2377

**ORDER FORM – PAGE FIVE
 CONTRACT #TRIPS-17-CA-CBS**

April 23, 2020

Item	Unit Cost	Quantity	Total Cost
Air Conditioning			
ILO Base System-Add the following amounts ()			
ACC Roof Mount Condenser: 19,500 = (\$1,827); 26,000 = (\$650); 12,500 = (\$1,160); All Others = (\$1,065)	See Item		
ACC Roof Mount Complete: 12,500, 14,200, 14,500 = (\$2,702); 19,500 = (\$5,160); 26,000 = (\$4,200); N/A All Others	See Item		
TK Skirt: N/A on 19,500 and 26,000; All Others = (\$1,752)	See Item		
TK Roof Top Condenser: N/A on 19,500 and 26,000; All Others = (\$2,352)			
TK Roof Complete: 12,500, 14,200, 14,500 = (\$3,202); 19,500 = (\$7,035); 26,000 = (\$5,200); N/A All Others	See Item		
TA Skirt: N/A on 19,500 and 26,000; All Others = (\$1,752)	See Item		
ACT Skirt Mount Condenser: 11,500-14,500 = (\$1,000); 19,500-26,000 = (\$1,500)	See Item		
ACT Roof Mount Condenser: All Models = (\$1,500)	See Item		
ACT Roof Mount Complete: 11,500-14,500 = (\$2,800); 19,500-26,000 = (\$5,500)	See Item		
PAGE FIVE SUB-TOTAL	----	---	-0-

ORDER SUMMARY

PAGE FIVE SUB-TOTAL (sub-total of fifth page)			-0-
PAGE FOUR SUB-TOTAL (sub-total of fourth page)	---	---	2377
PAGE THREE SUB-TOTAL (sub-total of third page)	---	---	3925
PAGE TWO SUB-TOTAL (sub-total of second page)	---	---	1071
PAGE ONE SUB-TOTAL (sub-total of first page)	---	---	75823
GRAND TOTAL (sum of pages 1, 2, 3, and 4 sub-totals)	---	---	83196

Add 10% 8319
91,515

New contract for bus will be approved in fall. This order form is for current contract. New RFP being presented in May for new contract. Pricing of chassis and additional items will increase under new contract. This information was given to me on 3/8/21 by vendor representative. CC

**Florida Department of Transportation
Office of Freight, Logistics and Passenger Operations**

Order Packet

ANTICIPATED USAGE

Service Type: (check all that apply)

_____ **Fixed Route:** Services provided on a repetitive, fixed schedule basis along a specific route with vehicles stopping to pick up and deliver passengers to specific locations; each fixed route trip serves the same origins and destinations

X **Paratransit:** Shared use transit service operating in response to calls from passengers or their agents to the transit operator, who schedules a vehicle to pick up the passengers to transport them to their destinations

_____ **Shuttle/Deviated Fixed Route:** Transit service that operates along a fixed alignment or path at generally fixed times, but may deviate from the route alignment to collect or drop off passengers who have requested the deviation

Estimated days in service per week 5

Operating Environment (check all that apply)

City Streets X

Highway X

Parking Lot/Airport Shuttle _____

Retirement Campus _____

Combination City/Highway X

College Campus _____

Other X

Operational Equipment (check all that apply)

Using Now

Will put on these buses

Will add in the future

Destination Signs-----	<input type="checkbox"/>	<input type="checkbox"/>	<input type="checkbox"/>
Fare Box-----	<input type="checkbox"/>	<input type="checkbox"/>	<input type="checkbox"/>
Routing equipment-----	<input checked="" type="checkbox"/>	<input checked="" type="checkbox"/>	<input type="checkbox"/>
Camera System-----	<input checked="" type="checkbox"/>	<input checked="" type="checkbox"/>	<input type="checkbox"/>
Passenger counter-----	<input type="checkbox"/>	<input type="checkbox"/>	<input type="checkbox"/>
Other _____	<input type="checkbox"/>	<input type="checkbox"/>	<input type="checkbox"/>
Other _____	<input type="checkbox"/>	<input type="checkbox"/>	<input type="checkbox"/>

CHOICES FORM

CONTRACT #TRIPS-17-CA-CBS

CHAMPION CUTAWAY TRANSIT VEHICLES

SEATING AND FLOORING CHOICES

Seating Colors: (circle one) Blue Charcoal

Flooring Colors: (circle one) Blue Gray Beige Black

Paint Scheme: (circle one) #1 #2 #3 Other

Paint Schemes Note: If an agency requires a paint and lettering scheme that is NOT GENERALLY covered by one of those listed above, they may make separate arrangements either with the manufacturer or a local vendor to provide these services. Agencies will select colors (2) for background and stripes when orders are placed. All paint scheme pricing shall reflect white base coat.

Upholstery Information-Vinyl Colors Available:

BLUE CMI VINYL #119 Dimensions Nanocide Late Evening

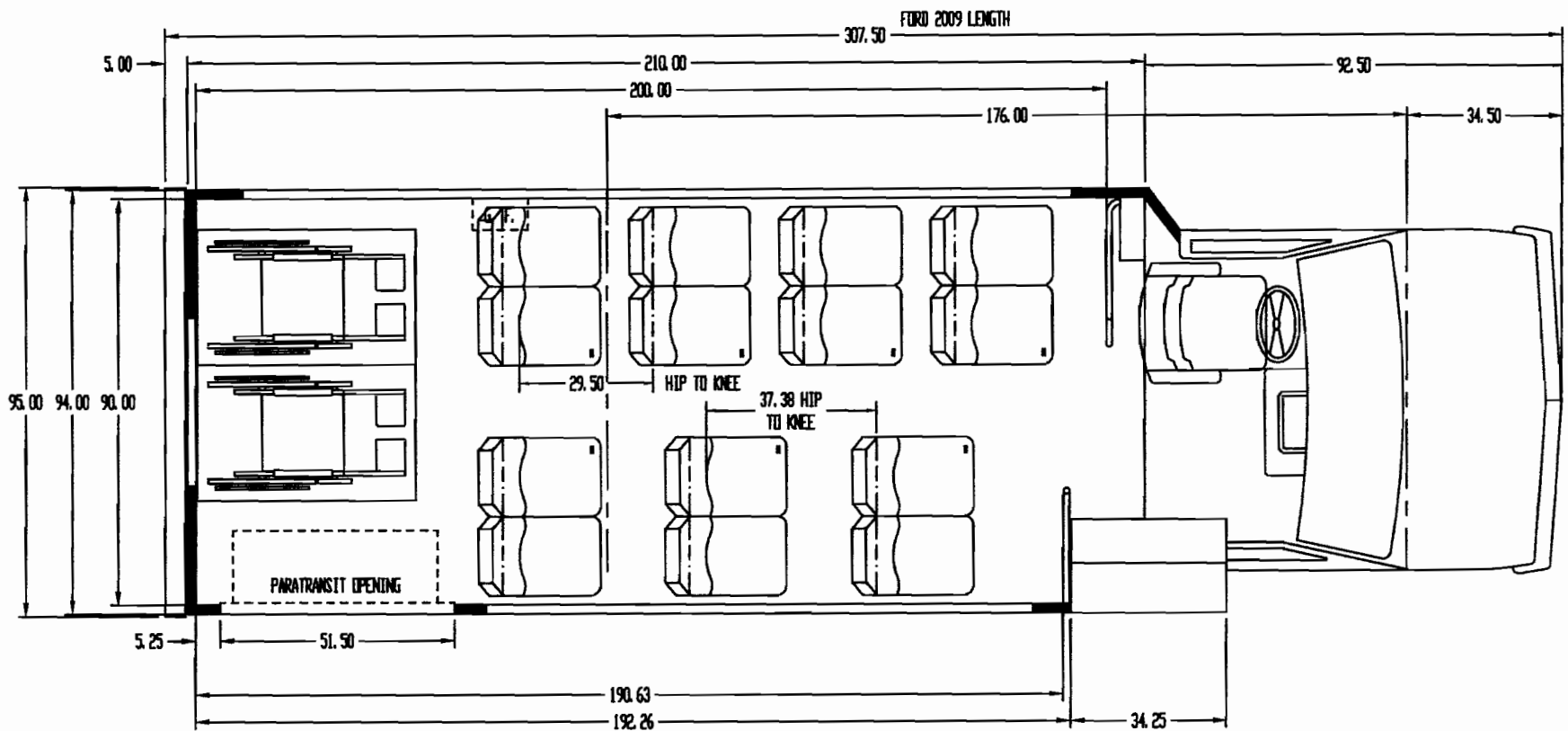
CHARCOAL CMI VINYL #120 Dimensions Nanocide Charcoal

WHEELCHAIR LIFT CHOICE

Wheelchair Lift: (circle one) Braun Ricon

SECUREMENT RETRACTOR CHOICE

W/C Securement: (circle one) Sure-Lok Titan Q'Straint QRTMAX



MODEL YEAR 2000

				PART NO. CB022889		MATERIAL: FREEDMAN SEATS - MID HIGH FEATHERWEIGHT		PURCH./MPG.: MFG.					
				CHAMPION BUS INC. — a THOR company —		TOLERANCES UNLESS OTHERWISE NOTED		DRAWN BY		DATE:			
						.XX = .03 .XXX = .020 X = 1"		F JARGA		3/30/15		TITLE:	
CHANGE: NOV 2009 STANDARDS				ECN #		SCALE:		CHK.		DATE:		FLOORPLAN CH-251 REAR LIFT 176' W/B (14) PASSENGERS & (2) W/C'S	
A	4 13 12			NH	N/A	DO NOT SCALE		APP'D	DATE:	MODEL CHALLENGER			
REV	DATE	ECN	DESC. OF CHANGES		BY	APP'D							