

# Proposed Budget Workshop Fiscal Year 2024

Crystal Caldera, PhD  
City Manager

City Council Meeting  
June 20, 2023

# General Fund

# Overview

- For FY 2024, we are projecting a fund balance in the General Fund of approximately
  - \$1,374,932 in the Capital Reserve Fund
  - \$1,000,000 in the Emergency Fund
  - Estimated total of \$2,374,932

# Overview

- The Emergency Fund alone represents approximately less than 1 month of operating income
- The combined fund balance (Emergency and Reserve) represents approximately 2 months of operating income

# Overview

- As presented, the Fiscal Year 2024 General Fund budget is balanced

# Revenue Highlights

- Operating Revenues - \$13,100,264
  - An increase over FY 23 of \$766,239
- To fund the FY 2024 General Fund Budget, we are proposing a tax rate of \$0.447819 cents per \$100 of valuation
  - This is an estimated tax rate that is \$.036920 below last year and may be adjusted up or down after we receive the official rate calculation from Bexar County

# Revenue Highlights

Continued

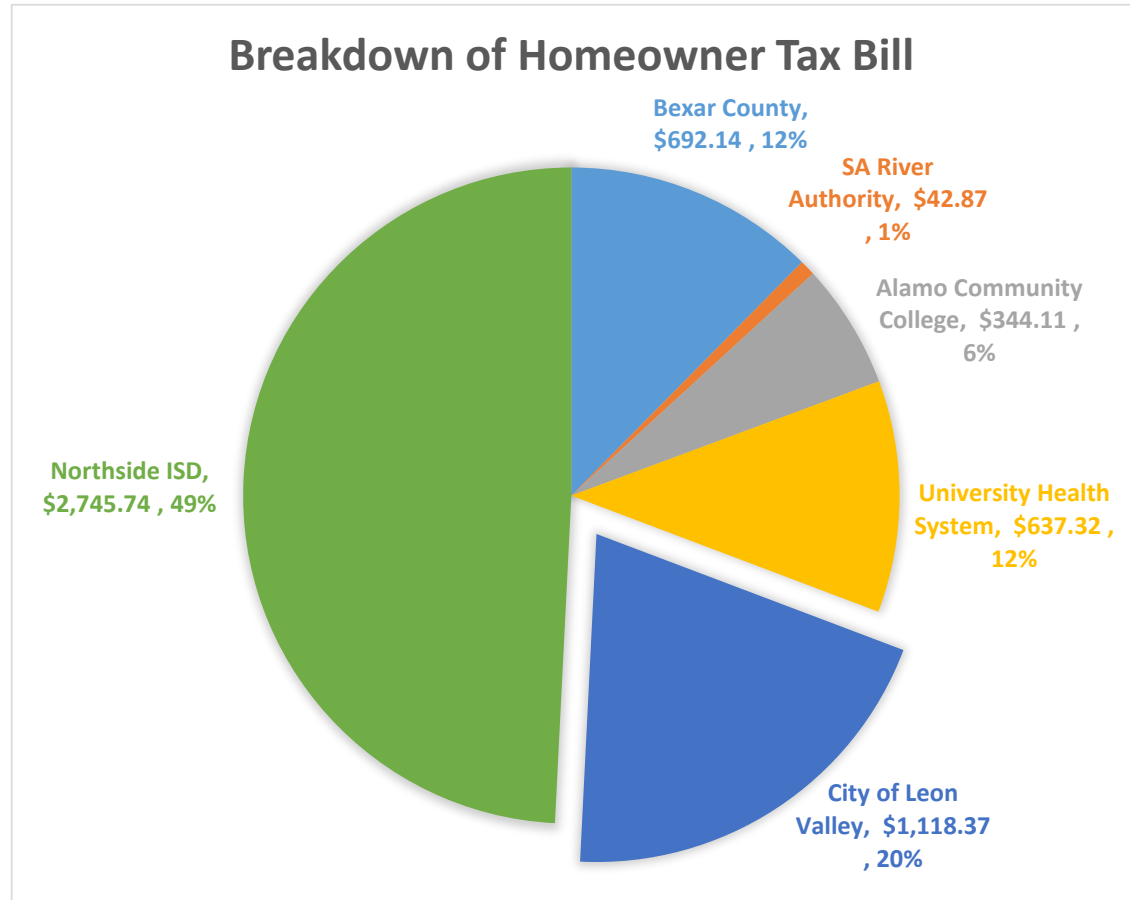
- Once again Bexar County projects an increase in tax value
  - Market Value for tax year 2023 increased by \$155,741,915 over tax year 2022
- It is yet to be determined the amount we will lose to appeals
  - We lost \$42,116,033 to appeals in tax year 2022
- Ad Valorem Tax revenue for fiscal year 2024 are being projected with a decrease of \$80,250 over FY 2023

# Ad Valorem Impact to Homeowner



Average Taxable Value (Tax Year 2023): \$254,101

Average City of Leon Valley Levy: \$1,137.91  
(About 20% of your total bill)

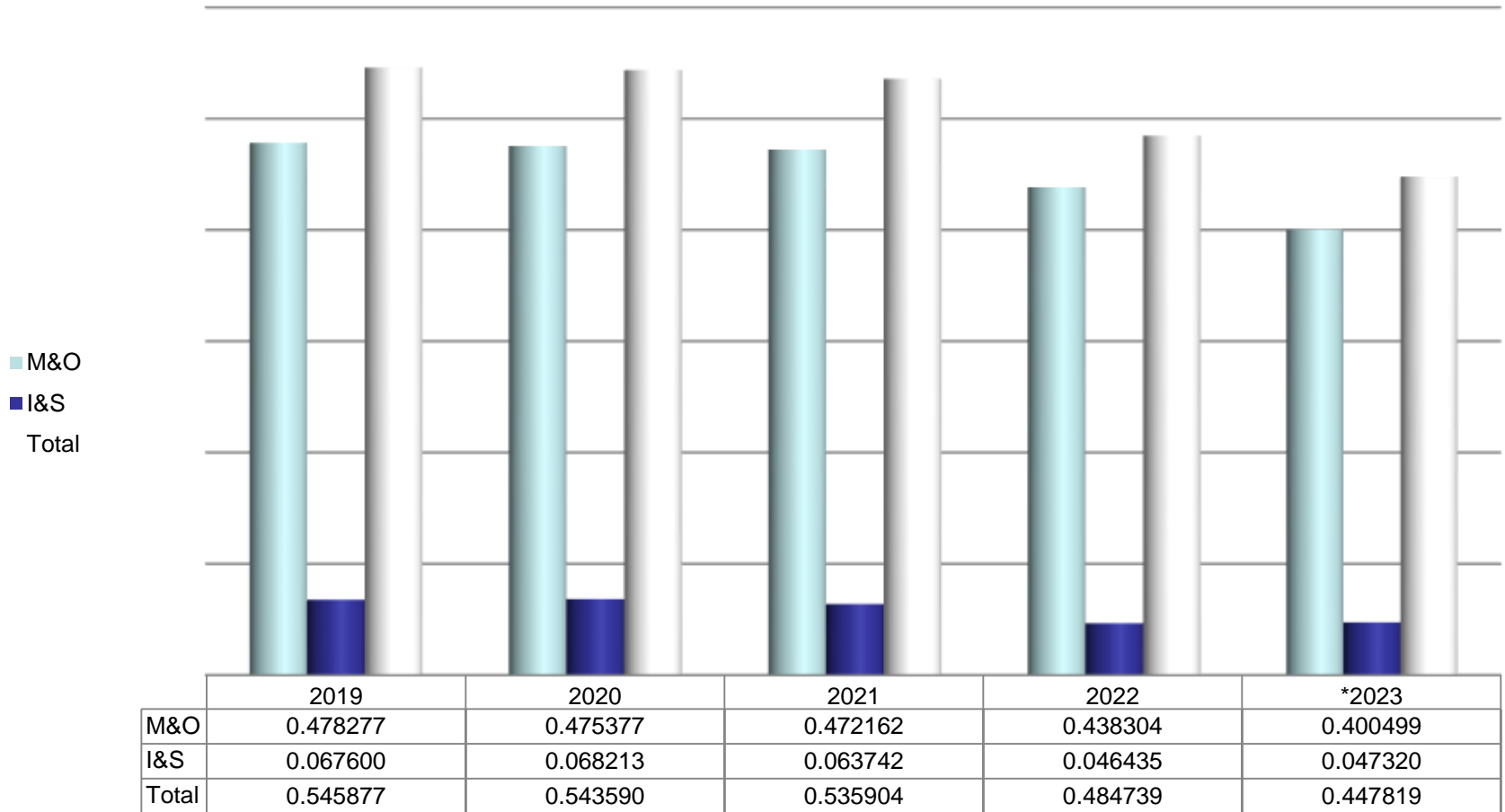




# Average Taxable Home Value Increase in Leon Valley (as determined by Bexar County)

<b><i>Average Home Value Increase</i></b>		
TY 2022	TY 2023	Increase
\$230,715	\$254,101	\$23,386
<b>Average Tax Increase Due to Appraised Value Increase and Tax Rate Decrease</b>		
TY 2022	TY 2023	Increase
\$1,118.37	\$1,137.91	\$19.55

# Tax Rate History



\*Projected

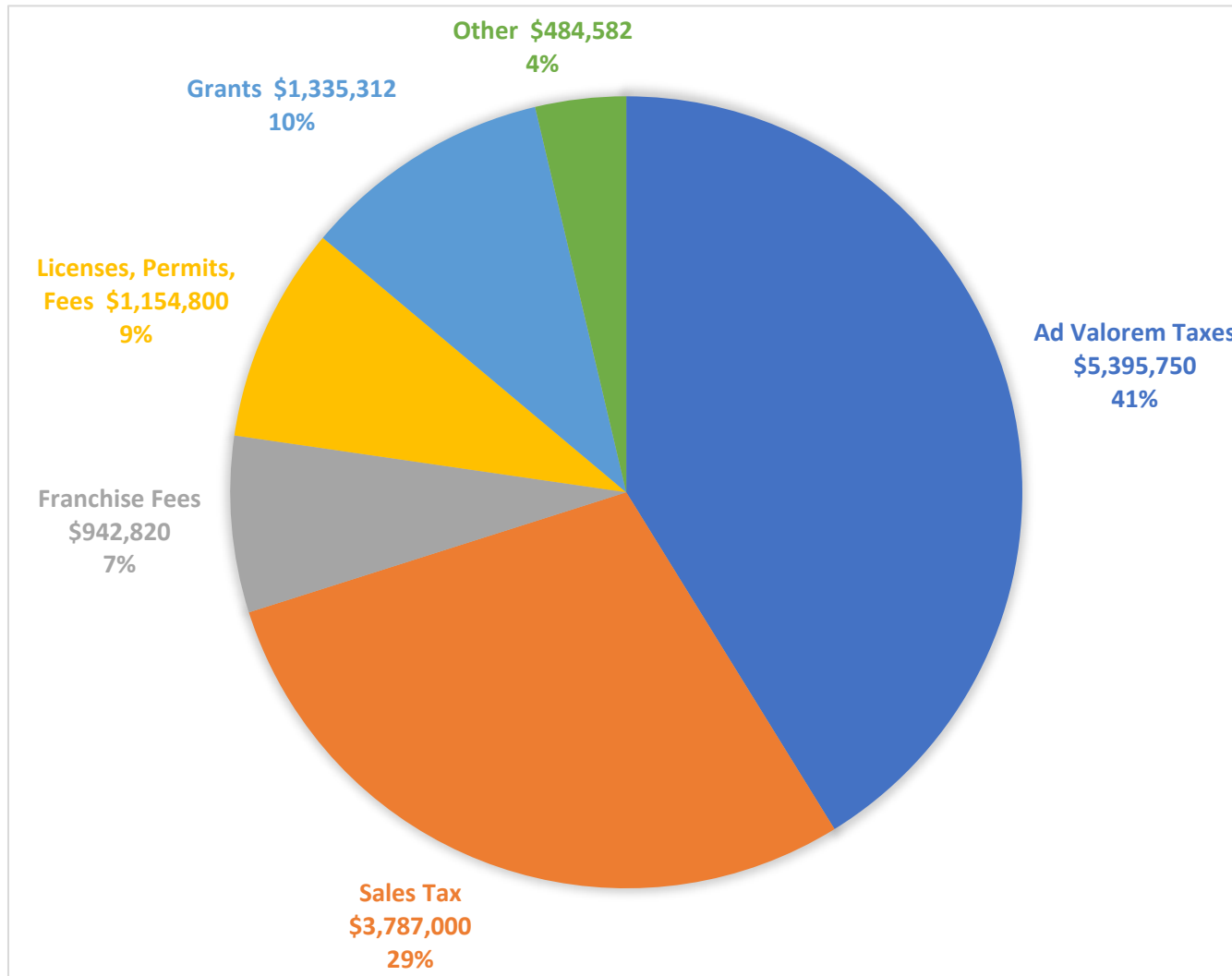
# Projected Revenue

- Notable increases in the FY 24 budget for revenue are:
  - Sales Tax
    - \$58,369
  - Grants
    - \$1,185,312
      - Which is mostly attributable to the Hike and Bike Grant

# Projected Revenue

- Notable decreases in the FY 24 budget for revenue are:
  - Ad Valorem Taxes
    - \$80,250
  - Franchise Fees
    - \$31,600
  - Building Permits
    - \$197,000
  - Court Fines
    - \$116,000
  - EMS Revenue
    - \$100,600

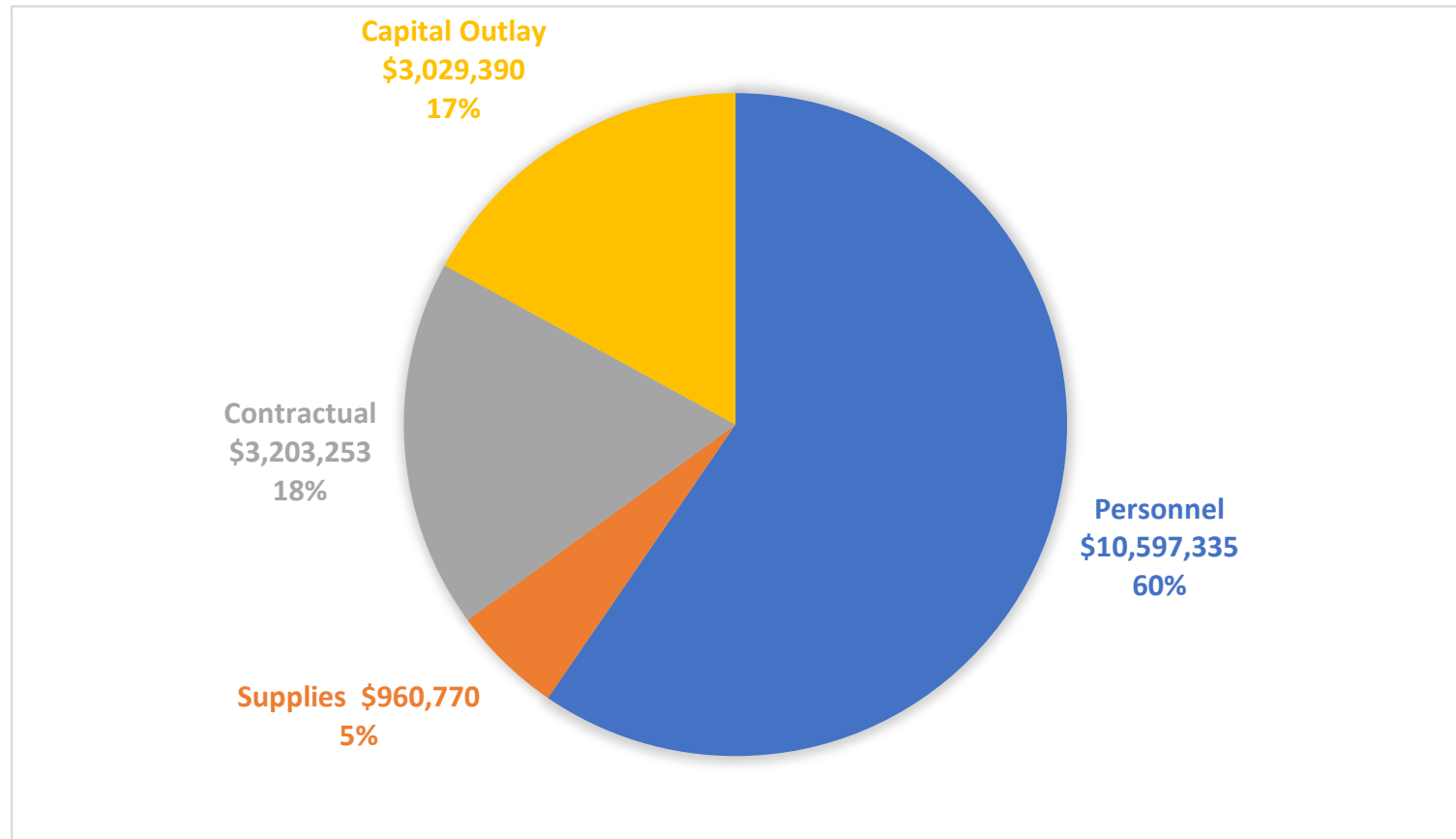
# General Fund Revenue By Category



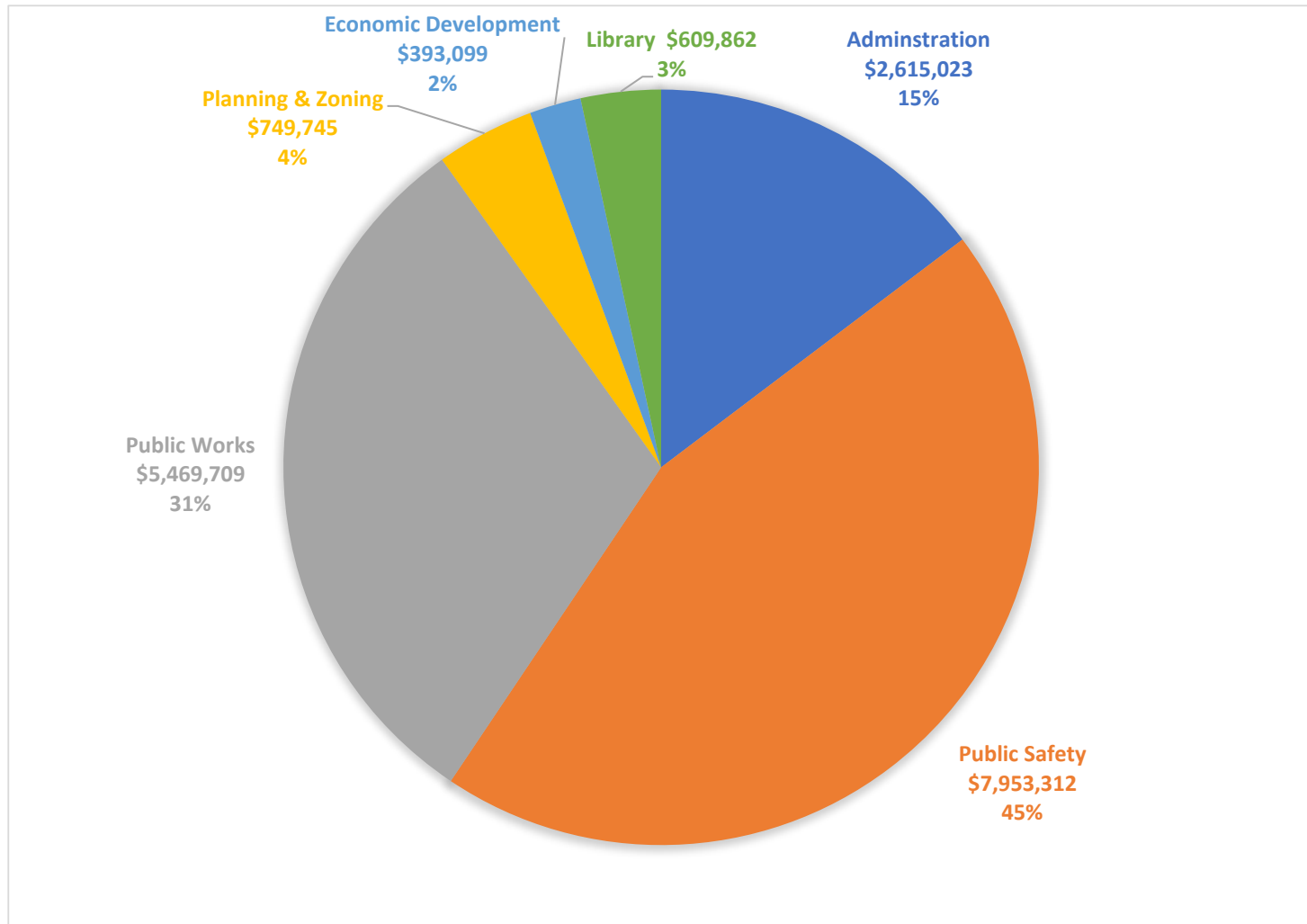
# Expenditure Highlights

- Operating Expenditures - \$14,761,358
  - An increase of \$1,474,512
    - Personnel
    - Supplies
    - Contractual
    - Hike and Bike Trail
- Capital Expenditures - \$3,029,390
  - An increase of 1,741,896
    - Hike and bike Trail \$1,970,370

# General Fund Expenditures by Category



# General Fund Expenditures by Department





# General Fund Budget Summary

	ACTUAL	BUDGET	ESTIMATED	BUDGET
	2021-2022	2022-2023	2022-2023	2023-2024
<b>BEGINNING FUND BALANCE</b>	<b>\$ 3,398,783</b>	<b>\$ 4,568,316</b>	<b>\$ 4,568,316</b>	<b>\$ 3,862,209</b>
<b>Revenues</b>				
Ad Valorem Taxes	5,271,893	5,476,000	5,476,000	5,395,750
Sales Taxes	3,688,365	3,719,631	3,719,631	3,787,000
Franchise Fees	941,466	911,798	911,798	942,820
Licenses, Permits, Fees, Fines	1,304,875	1,576,080	1,276,080	1,154,800
Grants	37,112	150,000	938,976	1,335,312
Other	412,943	500,516	580,116	484,582
<b>Total Revenues</b>	<b>11,656,654</b>	<b>12,334,025</b>	<b>12,902,601</b>	<b>13,100,264</b>
<b>Other Funding Sources</b>				
Transfer in-ARP Funds	-	190,350	-	330,000
Transfer-Personnel Shared Services	-	1,762,209	1,762,209	1,873,207
Contractual Shared Services	-	127,000	127,000	-
Fund Balance	-	1,035	-	-
<b>Total Other Funding Sources</b>	<b>-</b>	<b>2,080,594</b>	<b>1,889,209</b>	<b>2,203,207</b>
<b>TOTAL RESOURCES</b>	<b>\$ 11,656,654</b>	<b>\$ 14,414,619</b>	<b>\$ 14,791,810</b>	<b>\$ 15,303,471</b>
<b>Expenditures</b>				
Personnel Services	7,305,729	9,967,490	9,967,490	10,597,335
Supplies	817,812	875,810.00	875,810.00	960,770
Contractual Services	2,142,676	2,443,546	3,010,221	3,203,253
Capital Outlay	263,288	86,925	86,925	3,029,390
<b>Total Expenditures</b>	<b>10,529,505</b>	<b>13,373,771</b>	<b>13,940,446</b>	<b>17,790,748</b>
<b>Other Financing Uses</b>				
Transfer to Capital	-	1,200,569	1,200,569	-
Transfer Out EDCD to GF	-	62,884	-	-
Transfer to ARP (Unused from FY 22)	-	356,902	356,902	-
<b>Total Other Financing Uses</b>	<b>-</b>	<b>1,620,355</b>	<b>1,557,471</b>	<b>-</b>
<b>TOTAL EXPENDITURES</b>	<b>\$ 10,529,505</b>	<b>\$ 14,994,126</b>	<b>\$ 15,497,917</b>	<b>\$ 17,790,748</b>
<b>ENDING FUND BALANCE</b>	<b>\$ 4,525,932</b>	<b>\$ 3,988,809</b>	<b>\$ 3,862,209</b>	<b>\$ 1,374,932</b>



# General Fund

## Revenue Summary

	ACTUAL	BUDGET	ESTIMATED	BUDGET
	2021-2022	2022-2023	2022-2023	2023-2024
<b>Ad Valorem Taxes</b>				
Current	5,270,672	5,426,000	5,426,000	5,345,750
Delinquent	-	25,000	25,000	25,000
Penalty and Interest	1,221	25,000	25,000	25,000
<b>Total Ad Valorem Taxes</b>	<b>5,271,893</b>	<b>5,476,000</b>	<b>5,476,000</b>	<b>5,395,750</b>
<b>Sales Taxes</b>				
City Sales Tax	3,232,731	3,271,631	3,271,631	3,330,000
Alcoholic Beverage Sales Tax	29,758	34,000	34,000	30,000
Economic Development Sales Tax	408,025	399,000	399,000	409,000
Vehicle Inventory Tax	17,851	15,000	15,000	18,000
<b>Total Sales Taxes</b>	<b>3,688,365</b>	<b>3,719,631</b>	<b>3,704,631</b>	<b>3,787,000</b>
<b>Franchise Fees</b>				
City Public Service	742,177	700,000	700,000	742,000
Telecommunication Fees	8,083	11,000	11,000	8,000
Node Pole Rental	750	1,000	1,000	750
ROW Fees	11,870	6,000	6,000	11,870
San Antonio Water System	-	1,298	1,298	1,300
Sanitation	64,644	55,000	55,000	65,000
PEG Fees	18,769	10,000	10,000	18,700
Franchise Fees	93,366	125,000	125,000	93,400
Grey Forest Utilities	1,807	2,500	2,500	1,800
<b>Total Franchise Fees</b>	<b>941,466</b>	<b>911,798</b>	<b>911,798</b>	<b>942,820</b>

# General Fund Revenue Summary

	ACTUAL	BUDGET	ESTIMATED	BUDGET
	2021-2022	2022-2023	2022-2023	2023-2024
<b>Franchise Fees</b>				
City Public Service	742,177	700,000	700,000	742,000
Telecommunication Fees	8,083	11,000	11,000	8,000
Node Pole Rental	750	1,000	1,000	750
ROW Fees	11,870	6,000	6,000	11,870
San Antonio Water System	-	1,298	1,298	1,300
Sanitation	64,644	55,000	55,000	65,000
PEG Fees	18,769	10,000	10,000	18,700
Franchise Fees	93,366	125,000	125,000	93,400
Grey Forest Utilities	1,807	2,500	2,500	1,800
<b>Total Franchise Fees</b>	941,466	911,798	911,798	942,820

# General Fund Revenue Summary

	ACTUAL	BUDGET	ESTIMATED	BUDGET
	2021-2022	2022-2023	2022-2023	2023-2024
<b>Licenses, Fees and Fines</b>				
Building Department	410,915	450,000	150,000	253,000
Animal Control Fees	510	500	500	500
Property Room Fee	1,900	1,500	1,500	1,900
Property Room Auctions	2,979	3,000	3,000	3,000
Special and Solicitors	2,400	1,000	1,000	2,400
Zoning and Board of Adjustment	3,965	3,000	3,000	-
Warrant Fees	48,224	55,000	55,000	48,500
Municipal Court Fines	309,367	450,000	450,000	334,000
Impound Lot Fees	70,075	60,000	60,000	70,100
Impound Lot Auctions	64,764	71,080	71,080	65,000
Recreation Fee	26,548	31,000	31,000	26,600
EMS Fees	362,828	450,000	450,000	349,400
Book Fines	400	-	-	400
<b>Total Licenses, Fees and Fines</b>	<b>1,304,875</b>	<b>1,576,080</b>	<b>1,276,080</b>	<b>1,154,800</b>

# General Fund Revenue Summary

	ACTUAL	BUDGET	ESTIMATED	BUDGET
	2021-2022	2022-2023	2022-2023	2023-2024
<b>Grants</b>				
PD Grants	-	25,000	25,000	25,000
Fire Grants	18,215	50,000	50,000	50,000
Library Grants	18,897	75,000	75,000	-
Hike and Bike	-	-	788,976	1,260,312
<b>Total Grants</b>	37,112	150,000	938,976	1,335,312

# General Fund

## Revenue Summary

	ACTUAL	BUDGET	ESTIMATED	BUDGET
	2021-2022	2022-2023	2022-2023	2023-2024
<b>Other</b>				
Interest Income	56,409	50,400	130,000	100,000
EDCD Interest	-	5,500	5,500	11,000
Sprint Tower Lease	17,303	15,972	15,972	15,972
Pool Revenue	61,558	50,000	50,000	50,000
Credit Card Processing Fees	29,302	51,000	51,000	39,400
Parks Bucks Program	710	744	744	710
Miscellaneous	61,076	100,000	100,000	60,000
Library Non Resident Users	3,000	2,500	2,500	3,000
Library Memorial Donations	290	100	100	300
EDCD Miscellaneous Revenue	-	-	-	-
Sale of Surplus Property	25,750	10,000	10,000	10,000
Towing Contract	-	500	500	-
Special Events	52,530	50,000	50,000	80,000
Blue Santa	5,366	4,200	4,200	4,200
CARES Act Reimbursement	-	-	-	-
Café Lease	9,105	9,600	9,600	-
ASSPP	-	100,000	100,000	30,000
DEA Reimbursement	17,596	50,000	50,000	50,000
TXDOT Reimbursement	-	-	-	-
Insurance Proceeds	72,948	-	-	30,000
<b>Total Other</b>	<b>412,943</b>	<b>500,516</b>	<b>580,116</b>	<b>484,582</b>
<b>TOTAL REVENUES</b>	<b>\$ 11,656,654</b>	<b>\$ 12,334,025</b>	<b>\$ 12,887,601</b>	<b>\$ 13,100,264</b>

# Municipal Court

	ACTUAL 2021-2022	BUDGET 2022-2023	ESTIMATED 2022-2023	BUDGET 2023-2024
<b>PERSONNEL SERVICES</b>				
Salaries	23,500	194,610	194,610	201,753
Retirement Plan	4,419	36,937	36,937	40,310
Group Insurance	9,801	33,187	33,187	36,547
Worker Compensation	1,523	345	345	357
Liability Insurance	3,217	-	-	-
Social Security	1,651	14,888	14,888	15,434
Longevity Pay	544	2,108	2,108	2,493
<b>Total Personnel Services</b>	<b>44,655</b>	<b>282,075</b>	<b>282,075</b>	<b>296,895</b>
<b>SUPPLIES</b>				
Office Supplies	1,854	1,500	1,500	1,500
Operating Supplies	12,399	10,200	10,200	7,430
Repairs & Maintenance - Internal	-	250	250	250
Misc. Supplies	837	1,750	1,750	2,160
<b>Total Supplies</b>	<b>15,090</b>	<b>13,700</b>	<b>13,700</b>	<b>11,340</b>
<b>CONTRACTUAL SERVICES</b>				
Professional Services	57,845	68,200	68,200	57,965
Contractual Services	14,272	-	-	-
Utilities - Gas, Water, Electric	12,202	-	-	15,000
Printing	2,193	2,000	2,000	700
Advertising	143	600	600	600
Travel	1,121	2,000	2,000	3,000
Membership, Dues & Licenses	-	275	275	350
Subscriptions to Publications	-	200	200	200
Credit Card Processing Fee	30,803	50,000	50,000	50,000
<b>Total Contractual Services</b>	<b>118,579</b>	<b>123,275</b>	<b>123,275</b>	<b>127,815</b>
<b>TOTAL EXPENDITURES</b>	<b>\$ 178,324</b>	<b>\$ 419,050</b>	<b>\$ 419,050</b>	<b>\$ 436,050</b>

# Municipal Court Supplies

Municipal Court	FY 22-23	FY 23-24	Difference
<b><u>Office Supplies</u></b>			
Toner, drum, ribbon, labels,, other supplies pens, highlighters ext.	1,500	1,500	-
	<b>\$ 1,500</b>	<b>\$ 1,500</b>	<b>\$ -</b>
<b><u>Operation Supplies</u></b>			
Postage	8,900	6,000	(2,900)
Sam's court supplies	200	480	280
Jury Trial expenses	200	300	100
Holiday décor/candy	-	50	50
New printer - headset equipment	300	600	300
TV/screen for lobby area	200	-	(200)
Sound divider cashier area	400	-	(400)
	<b>\$ 10,200</b>	<b>\$ 7,430</b>	<b>\$ (2,770)</b>
<b><u>Repair/Maintenance</u></b>			
Normal	250	250	-
	<b>\$ 250</b>	<b>\$ 250</b>	<b>\$ -</b>
<b><u>Miscellaneous Supplies</u></b>			
Work uniforms & dry cleaning judge robes	750	1,160	410
replacement of court equipment	1,000	1,000	-
	<b>\$ 1,750</b>	<b>\$ 2,160</b>	<b>\$ 410</b>
<b>TOTAL</b>	<b>\$ 13,700</b>	<b>\$ 11,340</b>	<b>\$ (2,360)</b>



# Municipal Court Contractual

Municipal Court	FY 22-23	FY 23-24	Difference
<b><u>Professional Services</u></b>			
EAP and Cafeteria Plan	800	965	165
Jury Trials	1,000	1,200	200
Judges Fees	56,400	43,200	(13,200)
Extra Judge Meetings	1,000	700	(300)
Bench Trials	7,000	7,200	200
Interpreter	500	500	-
Warrant Fees	1,500	1,800	300
Extra dates	-	2,400	2,400
	<b>\$ 68,200</b>	<b>\$ 57,965</b>	<b>\$ (10,235)</b>
<b>Utilities - Water &amp; Electric</b>	-	15,000	15,000
<b>Printing</b>	2,000	700	(1,300)
<b>Memberships, Dues &amp; Licenses</b>	275	350	75
<b>Subscriptions to Publications</b>	200	200	-
<b>Advertising</b>	600	600	-
<b>Credit Card Processing Fees</b>	50,000	50,000	-
<b>Travel - Training</b>	2,000	3,000	1,000
<b>TOTAL</b>	<b>\$123,275</b>	<b>\$127,815</b>	<b>\$ 4,540</b>

# Finance

	ACTUAL 2021-2022	BUDGET 2022-2023	ESTIMATED 2022-2023	BUDGET 2023-2024
<b>PERSONNEL SERVICES</b>				
Salaries	54,715	237,760	237,760	360,221
Retirement Plan	7,880	45,127	45,127	61,961
Group Insurance	3,380	24,890	24,890	36,547
Worker Compensation	-	421	421	549
Liability Insurance	-	-	-	-
Social Security	4,081	18,189	18,189	23,724
Longevity Pay	-	3,056	3,056	3,198
<b>Total Personnel Services</b>	<b>70,056</b>	<b>329,443</b>	<b>329,443</b>	<b>486,200</b>
<b>SUPPLIES</b>				
Office Supplies	3,262	1,500	1,500	3,000
Operating Supplies	1,431	1,000	1,000	2,800
Misc. Supplies	-	-	-	1,000
<b>Total Supplies</b>	<b>4,693</b>	<b>2,500</b>	<b>2,500</b>	<b>6,800</b>
<b>CONTRACTUAL SERVICES</b>				
Professional Services	67,114	47,000	47,000	49,265
Utilities - Telephone	854	-	-	-
Utilities - Gas, Water, Electric	11,173	-	-	13,000
Printing	-	250	250	350
Advertising	1,800	500	500	2,000
Travel	5,845	5,000	5,000	3,000
Membership, Dues & Licenses	3,449	3,000	3,000	450
Liability Insurance	3,000	20,152	20,152	5,000
<b>Total Contractual Services</b>	<b>93,235</b>	<b>75,902</b>	<b>75,902</b>	<b>73,065</b>
<b>TOTAL EXPENDITURES</b>	<b>\$ 167,984</b>	<b>\$ 407,845</b>	<b>\$ 407,845</b>	<b>\$ 566,065</b>

# Finance Supplies

Finance	FY 2023	FY 2024	Difference
<b><u>Office Supplies</u></b>			
Binders, file folders, pens, paper, labels	1,500	3,000	1,500
	<b>\$ 1,500</b>	<b>\$ 3,000</b>	<b>\$ 1,500</b>
<b><u>Operating Supplies</u></b>			
Normal Operating Supplies	1,000	2,800	1,800
	<b>\$ 1,000</b>	<b>\$ 2,800</b>	<b>\$ 1,800</b>
<b><u>Miscellaneous Supplies</u></b>			
Unknown needs	1,000	1,000	-
<b>TOTAL</b>	<b>\$ 3,500</b>	<b>\$ 6,800</b>	<b>\$ 3,300</b>

# Finance Contractual

Finance	FY 2023	FY 2024	Difference
<b><u>Professional Services</u></b>			
External Audit Fees (General Fund)	7,986	8,500	514
Bexar Appraisal District Dues	28,500	30,000	1,500
Ad Valorem Tax Collection Fee (Bexar County)	8,000	8,100	100
SEC Rule Reporting	2,000	2,000	-
Employee Public Bond	400	550	150
EAP and Cafeteria Plan	114	115	1
	<b>\$ 47,000</b>	<b>\$ 49,265</b>	<b>\$ 2,265</b>
<b>Utilities - Water &amp; Electric</b>	-	13,000	13,000
<b>Printing</b>	250	350	100
<b>Advertising</b>	500	2,000	1,500
<b>Travel - Training</b>	5,000	3,000	(2,000)
<b>Membership, Dues &amp; License</b>	-	450	450
<b>Subscriptions to Publications</b>	3,000	-	(3,000)
<b>Liability Insurance</b>	20,152	5,000	(15,152)
<b>TOTAL</b>	<b>\$ 75,902</b>	<b>\$ 73,065</b>	<b>\$ (2,837)</b>

# Manager & Council

	ACTUAL 2021-2022	BUDGET 2022-2023	ESTIMATED 2022-2023	BUDGET 2023-2024
<b>PERSONNEL SERVICES</b>				
Salaries	195,660	393,910	393,910	427,632
Retirement Plan	54,214	80,463	80,463	91,440
Group Insurance	22,862	33,187	33,187	36,547
Worker Compensation	-	751	751	811
Liability Insurance	-	-	-	-
Unemployment Compensation	-	-	-	-
Social Security	22,763	32,431	32,431	35,011
Car Allowance	1,558	6,000	6,000	6,000
ARP Premium Pay	99,000	-	-	-
Other Benefits	6,346	24,026	24,026	24,026
Special Pay	405	-	-	-
Longevity Pay	2,271	5,084	5,084	5,457
<b>Total Personnel Services</b>	<b>405,079</b>	<b>575,852</b>	<b>575,852</b>	<b>626,923</b>
<b>SUPPLIES</b>				
Operating Supplies	458	30,640	30,640	23,150
Repairs & Maintenance - Internal	35,361	4,500	4,500	2,000
Misc. Supplies	5,058	-	-	-
Employee Award Program	4,635	3,300	3,300	4,800
Coronavirus Expenses	1,960	-	-	-
<b>Total Supplies</b>	<b>47,472</b>	<b>38,440</b>	<b>38,440</b>	<b>29,950</b>
<b>CONTRACTUAL SERVICES</b>				
Professional Services	52,561	29,142	29,142	39,394
Contractual Services	206,918	214,920	214,920	154,412
Utilities - Telephone	23,219	80,000	80,000	25,000
Utilities - Gas, Water, Electric	12,018	280,000	280,000	17,800
Printing	31,891	45,000	45,000	51,750
Advertising	1,985	9,150	9,150	10,475
Repairs and Maintenance - External	1,034	-	-	-
Travel	11,104	35,000	35,000	38,900
Membership, Dues & Licenses	6,592	10,709	10,709	10,709
Subscriptions to Publications	767	1,795	1,795	1,870
Liability Insurance	21,848	9,811	9,811	30,000
American Rescue Plan	5,134	-	-	-
<b>Total Contractual Services</b>	<b>375,071</b>	<b>715,527</b>	<b>715,527</b>	<b>380,310</b>
<b>CAPITAL OUTLAY</b>				
Other Machinery & Equipment	20,283	-	-	15,000
<b>Total Capital Outlay</b>	<b>20,283</b>	<b>-</b>	<b>-</b>	<b>15,000</b>
<b>TOTAL EXPENDITURES</b>	<b>\$ 847,905</b>	<b>\$ 1,329,819</b>	<b>\$ 1,329,819</b>	<b>\$ 1,052,184</b>

# Manager & Council Supplies

City Manager and Council	FY 2023	FY 2024	Difference
<b><u>Operating Supplies</u></b>			
<b>This budget funds twelve (12) to include: Mayor and five (5) City Council Members, City Manager, ACM/HR Director, City Secretary, Open Record Request Coordinator, Executive Assistant to the City Manager and the Receptionist General Office Supplies:</b>			
Estimated at \$250 per month for a total of \$3,840 for the year. Includes: Binders, staples, dividers, file folders, flip charts, sheet protectors, & miscellaneous other office supplies.	3,840	3,000	(840)
Printer color toners for 6 desktop printers	2,000	4,000	2,000
2 New computers	3,000	-	(3,000)
Council Meeting supplies including: Council nametags, business cards \$50	800	900	100
Flags - For all City Buildings, to include American, Texas, City, Library, LVFD	2,000	-	(2,000)
Letterhead/envelopes, and employee birthday cards	250	500	250
Admin share of coffee, copy paper, green bar paper, some toner for the copier	1,000	1,000	-
Constant Contact \$600 per year for up to 500 email contacts with unlimited messaging at \$50 per month, includes archive library, and extended memory library [required to use graphics] Note: If prepay using credit card, can realize significant savings of 40% on services.	600	600	-
Logo shirts for Mayor, City Council and Admin staff – 2 each annually at \$50 each for a total of \$1,100. (Receptionist's shirts to come from Court Budget per Court Supervisor)	1,100	1,100	-
ACA Reporting Forms	1,500	1,500	-
<b><u>Special City Council Activities:</u></b>			
Meals or snacks for City Council Meetings, 24 regular meetings at \$100 each	2,880	3,600	720
Town Hall Meetings (\$200 per Town Hall Meeting for food, beverages, snacks plus \$150 for miscellaneous supplies per Town Hall Meeting plus \$1300 for Town Hall Meeting Postcards x 2 Town Hall Meetings) for a total of \$1,650 for one Town Hall Meeting	1,650	1,650	-
Volunteer Appreciation Dinner for all volunteers including catered dinner, decorations, music, gifts, door prizes & other miscellaneous items including Police Reserve Officers \$5,000 for 125 persons;	4,000	-	(4,000)

# Manager & Council Supplies

Volunteer Appreciation Dinner for all volunteers including catered dinner, decorations, music, gifts, door prizes & other miscellaneous items including Police Reserve Officers \$5,000 for 125 persons;	4,000	-	(4,000)
Thanksgiving and Christmas Luncheon	2,520	3,000	480
Coffee w/the Mayor & Council (Quarterly) @ \$150 each	600	600	-
Holiday Decorations for City Hall	1,000		(1,000)
<b>Employee training:</b>			-
FY2017 Program from Human Resources	500	-	(500)
Programs for Human Resources	-	500	500
Health Fair	1,000	-	(1,000)
Welcoming Promotions Packet	-	1,000	1,000
PIA, TOMA, and Records Training from City Secretary	400	200	(200)
	<b>\$ 30,640</b>	<b>\$ 23,150</b>	<b>\$ (7,490)</b>
<b><u>Repairs and Maintenance - Internal</u></b>			
City Council Chambers computer equipment/projector/lamp repairs	2,000	2,000	-
Fire Safety Repairs to City Hall/Police Department	2,500	-	(2,500)
	<b>\$ 4,500</b>	<b>\$ 2,000</b>	<b>\$ (2,500)</b>
<b><u>Employee Award Program</u></b>			-
Tenure Award Pins	1,300	-	(1,300)
Employee Appreciation	2,000	-	(2,000)
Employee Awards - \$4800 (tenure awards pins, plaques, retirements, etc.)	-	4,800	4,800
	<b>\$ 3,300</b>	<b>\$ 4,800</b>	<b>\$ 1,500</b>
<b>TOTAL</b>	<b>\$ 38,440</b>	<b>\$ 29,950</b>	<b>\$ (8,490)</b>

# Manager & Council Contractual

City Manager and Council	FY 2023	FY 2024	Difference
<b>Professional Services</b>			
City Attorney Non-Retainer Requests & Projects	10,000	10,000	-
TML (Non-Retainer Requests & Projects)	10,000	20,000	10,000
Spanish Translator for Election Documents	1,250	1,250	-
EAP and Cafeteria Plan	648	648	-
DPS Agency	96	96	-
Records Destruction	1,000	1,400	400
Safesite Records Storage	4,748	4,800	52
COBRA	1,000	1,200	200
DotGov Program (Domain)	400	-	(400)
	<b>\$ 29,142</b>	<b>\$ 39,394</b>	<b>\$ 10,252</b>
<b>Contractual Services</b>			
Bexar County Elections	28,000	16,000	(12,000)
City Attorney Contract (General Fund Allocation)	60,000	60,000	-
Municipal Prosecutor Contract	45,000	45,000	-
Techlead	35,000	-	(35,000)
Town Hall Facilitator	850	850	-
Social Security Contract	35	35	-
Bonds - CM, CS, Mayor & Council	2,500	2,500	-
ACA (Affordable Care Act) Reporting	-	-	-
Municode - Code of Ordinances	1,196	1,196	-
Municode - Code of Ordinances Supplements	-	4,500	4,500
Municode - Website hosting & support	3,000	7,000	4,000
Municode - Agendas & Minutes	5,000	5,000	-
MuniDocs	350	350	-
JustFOIA	5,693	5,700	7
Archive Social	2,600	-	(2,600)
Rave Mobile Safety	7,700	-	(7,700)
Ninja RMM	423	-	(423)
Shi Government Solutions	1,500	-	(1,500)
Annual Incode Fees	1,200	1,300	100
Canon Solutions America	785	785	-
Pitney Bowes - Maintenance for Mailing Base	1,966	1,966	-
Sharp MX-5070 Maintenance Agreement	800	800	-
Turning Technologies Clickers	500	500	-
Culligan Drinking Water Service	600	660	60
Fire Inspection of City Hall Extinguishers	455	-	(455)
Fire Alarm Control Systems	330	-	(330)
Sprinkler System Inspection	355	270	(85)
Orkin Pest Control	1,230	-	(1,230)
Gleam Team Interior/Exterior Window Cleaning	7,852	-	(7,852)
	<b>\$ 214,920</b>	<b>\$ 154,412</b>	<b>\$ (60,508)</b>



# Manager & Council Contractual

Utilities - Telephone	80,000	25,000	(55,000)
Utilities - Water & Electric	280,000	17,800	(262,200)
Printing	45,000	51,750	6,750
Advertising	9,150	10,475	1,325
Travel - Training	35,000	38,900	3,900
Repairs & Maintenance	-	-	-
Membership, Dues & Licenses	10,709	10,709	-
Subscription to Publications	1,795	1,870	75
Liability Insurance	9,811	30,000	20,189
<b>TOTAL</b>	<b>\$715,527</b>	<b>\$380,310</b>	<b>\$ (335,217)</b>

# Manager & Council Capital

- Server
  - \$15,000

# Information Technology

	ACTUAL 2021-2022	BUDGET 2022-2023	ESTIMATED 2022-2023	BUDGET 2023-2024
<b>PERSONNEL SERVICES</b>				
Salaries	-	94,333	94,333	86,426
Retirement Plan	-	17,904	17,904	17,268
Group Insurance	-	8,297	8,297	9,137
Worker Compensation	-	167	167	153
Social Security	-	7,217	7,217	6,612
Longevity Pay	-	40	40	-
<b>Total Personnel Services</b>	-	127,958	127,958	119,596
<b>SUPPLIES</b>				
Office Supplies	-	1,000	1,000	1,000
Operating Supplies	-	-	-	6,500
Repairs & Maintenance - Internal	-	5,000	5,000	5,500
<b>Total Supplies</b>	-	6,000	6,000	13,000
<b>CONTRACTUAL</b>				
Professional Services				
Contractual Services	-	181,225	181,225	236,047
Repairs and Maintenance-External	-	-	-	16,300
Travel	-	-	-	3,000
Memberships, Dues & Licenses	-	-	-	175
<b>Tota Contractual Services</b>	-	181,225	181,225	255,522
<b>TOTAL EXPENDITURES</b>	<b>\$ -</b>	<b>\$ 315,183</b>	<b>\$ 315,183</b>	<b>\$ 388,118</b>

# Information Technology Supplies

Information Technology	FY 2023	FY 2024	Difference
<b><u>Office Supplies</u></b>			
Lables, paper, toner, ink	\$ 1,000	\$ 1,000	-
	<b>\$ 1,000</b>	<b>\$ 1,000</b>	<b>\$ -</b>
<b><u>Operating Supplies</u></b>			
Misc. wires, mice, keyboards, batteries,	-	3,000	3,000
Laptop replacement - Technology Dept	-	3,500	3,500
	<b>\$ -</b>	<b>\$ 6,500</b>	<b>\$ 6,500</b>
<b><u>Repairs and Maintenance - Internal</u></b>			
Replacement Cisco Phones (5)	\$ 500	\$ 500	-
Replacement Laptop Other (1)	\$ 2,000	\$ 2,500	500
Replacement Desktop Other (2)	\$ 2,500	\$ 2,500	-
	<b>\$ 5,000</b>	<b>\$ 5,500</b>	<b>\$ 500</b>
<b>TOTAL</b>	<b>\$ 6,000</b>	<b>\$ 13,000</b>	<b>\$ 7,000</b>

# Information Technology Contractual

Technology	FY 2023	FY 2024	Difference
<b><u>Contractual</u></b>			
TechLead	65,878	48,000	(17,878)
incode	65,000	65,000	-
Archive Social	2,700	2,700	-
Rave911	7,700	7,700	-
Ninja	500	500	-
dotGOV	400	400	-
SHI -Verkada Surveillance	1,725	1,725	-
KnowBe4	2,016	2,016	-
Cisco/Meraki	20,000	20,000	-
GoGov	10,750	10,750	-
NitroPro	4,556	4,556	(1)
Microsoft Office 365 G5 License	-	72,000	72,000
Zoho CRM	-	700	700
	<b>\$181,225</b>	<b>\$ 236,047</b>	<b>54,822</b>
<b><u>Repairs &amp; Maintenance-External</u></b>			
Library Computers	-	5,500	5,500
FD Computers	-	3,300	3,300
Public Works Computers	-	3,300	3,300
P&Z Computer	-	2,000	2,000
Council Manager Computers	-	2,200	2,200
	<b>\$ -</b>	<b>\$ 16,300</b>	<b>\$ 16,300</b>
<b>Travel -Training</b>	-	3,000	3,000
<b>Memberships, Dues &amp; Licenses</b>	-	175	175
<b>Subscription to Publications</b>	-	-	-
<b>Liability Insurance</b>	-	-	-
<b>TOTAL</b>	<b>\$181,225</b>	<b>\$ 255,522</b>	<b>\$ 74,297</b>

# Police

	ACTUAL	BUDGET	ESTIMATED	BUDGET
	2021-2022	2022-2023	2022-2023	2023-2024
<b>PERSONNEL SERVICES</b>				
Salaries	1,371,470.00	1,928,934	1,928,934	2,018,077
Retirement Plan	296,322.00	400,336	400,336	443,745
Group Insurance	179,534.00	257,201	257,201	283,241
Worker Compensation	22,299.00	48,061	48,061	50,722
Physical Examinations	1,125.00	-	-	-
Unemployment Compensation	1,031.00	-	-	-
Overtime	185,682.00	95,000	95,000	95,000
Social Security	124,401.00	161,358	161,358	170,201
Clothing Allowance	25,988.00	21,000	21,000	30,000
Standby	7,680.00	-	-	6,240
Special Pay	70,906.00	4,030	4,030	7,930
Certification Pay	94.00	60,288	60,288	67,600
Longevity Pay	18,721.00	18,740	18,740	20,305
<b>Total Personnel Services</b>	<b>2,305,253</b>	<b>2,994,948</b>	<b>2,994,948</b>	<b>3,193,061</b>
<b>SUPPLIES</b>				
Office Supplies	2,177	5,000	5,000	5,000
Operating Supplies	92,662	72,000	72,000	75,000
Misc. Supplies	60,305	33,500	33,500	35,000
Blue Santa	613	4,200	4,200	4,200
<b>Total Supplies</b>	<b>155,757</b>	<b>114,700</b>	<b>114,700</b>	<b>119,200</b>
<b>CONTRACTUAL SERVICES</b>				
Professional Services	34,919	15,000	15,000	15,000
Contractual Services	39,954	54,000	54,000	58,678
Utilities - Telephone	13,409	-	-	14,000
Utilities - Gas, Water, Electric	13,286	-	-	14,000
Printing	-	2,500	2,500	2,500
Repairs and Maintenance - External	41,092	32,000	32,000	38,000
Travel	1,979	2,500	2,500	3,000
Membership, Dues & Licenses	290	1,500	1,500	1,500
Subscriptions to Publications	-	500	500	500
Grant Expense	-	25,000	25,000	25,000
Liability Insurance	29,780	68,415	68,415	70,000
<b>Total Contractual Services</b>	<b>174,709</b>	<b>201,415</b>	<b>201,415</b>	<b>242,178</b>
<b>CAPITAL OUTLAY</b>				
Vehicles	-	-	-	130,000
Other Machinery and Equipment	-	-	-	-
<b>Total Capital Outlay</b>	<b>-</b>	<b>-</b>	<b>-</b>	<b>130,000</b>
<b>TOTAL EXPENDITURES</b>	<b>\$ 2,635,719</b>	<b>\$ 3,311,063</b>	<b>\$ 3,311,063</b>	<b>\$ 3,684,439</b>

# Police Supplies

Police	FY 2023	FY 2024	Difference
<b><u>Office Supplies</u></b>			
Toner/ Printer Ribbon/ Drums, Paper	1,900	1,900	-
Folders	700	700	-
Storage Boxes/ Folders/ Envelopes	1,000	1,000	-
Tape/ Pens/ Steno/ Tags/ Keys	700	700	-
High Speed Cables/ Computer Accessories	400	400	-
Batteries	300	300	-
	<b>\$ 5,000</b>	<b>\$ 5,000</b>	<b>\$ -</b>
<b><u>Operating Supplies</u></b>			
Camera SD cards, flash drives	600	600	-
Ammunition	5,200	5,200	-
Nitro	250	250	-
RMA Toll	100	100	-
Fingerprint Kits	500	500	-
Fuel	57,000	60,000	3,000
Vehicle Computer Equipment/Docking Stations	3,200	3,200	-
Radio Equipment	2,500	2,500	-
Replacement Equipment	2,650	2,650	-
	<b>\$ 72,000</b>	<b>\$ 75,000</b>	<b>\$ 3,000</b>
<b><u>Miscellaneous Supplies</u></b>			
Clipboards/Folders/ Paper/ Keybox	750	750	-
Trophy/ Plaques	200	200	-
Toner	250	250	-
Flares	5,100	5,300	200
Handcuffs/ Holders	1,000	1,200	200
VGA Adapters/SD cards/ Flash drives/HDMI	700	700	-
Printers/ Camera Equipment	2,400	2,400	-
Door Access Cards	300	300	-
Evidence Kits	4,000	4,000	-
Patrol Vehicles Lights/Accessories/ Traffic Cones	12,000	13,000	1,000
Evidence Envelopes	1,000	1,000	-
Evidence/ Lab Processing	5,800	5,900	100
Blue Santa Program	4,200	4,200	-
	<b>\$ 37,700</b>	<b>\$ 39,200</b>	<b>\$ 1,500</b>
<b>TOTAL</b>	<b>\$114,700</b>	<b>\$ 119,200</b>	<b>\$ 4,500</b>

# Police Contractual

Police Department	FY 2023	FY 2024	Difference
<b><u>Professional Services</u></b>			
EAP and Cafeteria Plan	2,513	2,513	-
Forensic Testing	9,128	9,128	-
New Hire Expenses	3,359	3,359	-
	<b>\$ 15,000</b>	<b>\$ 15,000</b>	<b>\$ -</b>
<b><u>Contractual Services</u></b>			
Copier	2,500	2,500	-
Culligan Water	1,800	1,800	-
Fire Inspection	150	150	-
Cable/WIFI Service	3,528	3,528	-
Cardinal CAD/RMS Service Contract	8,400	8,400	-
Leads Online	2,300	2,300	-
CLEAR Proflex	5,000	5,000	-
Animal Boarding	4,000	20,000	16,000
Axon (Vehicle & Body Cameras)	14,000	15,000	1,000
City of San Antonio - Radio air time	12,322	-	(12,322)
	<b>\$ 54,000</b>	<b>\$ 58,678</b>	<b>\$ 4,678</b>
<b>Utilities - Telephone</b>	-	14,000	14,000
<b>Utilities - Water, Electric</b>	-	14,000	14,000
<b>Printing</b>	2,500	2,500	-
<b>Repairs and Maintenance - External</b>	32,000	38,000	6,000
<b>Travel - Training</b>	2,500	3,000	500
<b>Membership, Dues, Licenses</b>	1,500	1,500	-
<b>Subscription to Publications</b>	500	500	-
<b>Grant Expense</b>	25,000	25,000	-
<b>Liability Insurance</b>	68,415	70,000	1,585
<b>TOTAL</b>	<b>\$201,415</b>	<b>\$ 242,178</b>	<b>\$ 40,763</b>



# Police Capital

- Patrol Vehicle
  - \$65,000
- Detective Vehicle
  - \$65,000

# Impound Lot

	ACTUAL	BUDGET	ESTIMATED	BUDGET
	2021-2022	2022-2023	2022-2023	2023-2024
<b>PERSONNEL SERVICES</b>				
Salaries	76,779	61,891	61,891	75,943
Retirement Plan	14,766	13,089	13,089	16,646
Group Insurance	-	8,297	8,297	9,137
Worker Compensation	-	1,588	1,588	1,918
Social Security	6,299	5,276	5,276	6,373
Clothing Allowance	-	700	700	1,000
Standby	10,970	-	-	-
Special Pay	6,615	3,120	3,120	3,120
Certification Pay	-	3,250	3,250	3,250
Longevity Pay	5,036	4,983	4,983	5,115
<b>Total Personnel Services</b>	<b>120,465</b>	<b>102,194</b>	<b>102,194</b>	<b>122,502</b>
<b>SUPPLIES</b>				
Office Supplies	710	1,900	1,900	400
Operating Supplies	-	-	-	1,500
Misc. Supplies	1,500	-	-	-
<b>Total Supplies</b>	<b>2,210</b>	<b>1,900</b>	<b>1,900</b>	<b>1,900</b>
<b>CONTRACTUAL SERVICES</b>				
Professional Services	742	1,500	1,500	2,000
Contractual Services	4,716	5,000	5,000	5,000
Advertising	700	3,000	3,000	3,000
<b>Total Contractual Services</b>	<b>6,158</b>	<b>9,500</b>	<b>9,500</b>	<b>10,000</b>
<b>CAPITAL OUTLAY</b>				
Office Equipment	-	-	-	-
Vehicles	-	-	-	-
Other Machinery & Equipment	-	-	-	-
Land	-	-	-	-
Improvements	-	-	-	-
<b>Total Capital Outlay</b>	<b>-</b>	<b>-</b>	<b>-</b>	<b>-</b>
<b>TOTAL EXPENDITURES</b>	<b>\$ 128,833</b>	<b>\$ 113,594</b>	<b>\$ 113,594</b>	<b>\$ 134,402</b>

# Impound Lot Supplies

Impound Lot	FY 2023	FY 2024	Difference
<b><u>Office Supplies</u></b>			
Grease Pencils	200	200	-
Key Tags	200	100	(100)
Basic Office Supplies-Pens/Folders/Boxes	100	100	-
	<b>\$ 500</b>	<b>\$ 400</b>	<b>\$ (100)</b>
<b><u>Miscellaneous Supplies</u></b>			
Window Film	450	450	-
Duplicate Keys	350	350	-
Tires	350	350	-
Batteries	250	350	100
	<b>\$ 1,400</b>	<b>\$ 1,500</b>	<b>\$ 100</b>
<b>TOTAL</b>	<b>\$ 1,900</b>	<b>\$ 1,900</b>	<b>\$ -</b>

# Impound Lot Contractual

Impound Lot	FY 2023	FY 2024	Difference
<b><u>Professional Services</u></b>			
Towing Expenses	1,500	2,000	500
	<b>\$ 1,500</b>	<b>\$ 2,000</b>	<b>\$ 500</b>
<b><u>Contractual Services</u></b>			
Legal Notifications	5,000	5,000	-
	<b>\$ 5,000</b>	<b>\$ 5,000</b>	<b>\$ -</b>
<b>Advertising</b>	3,000	3,000	-
<b>TOTAL</b>	<b>\$ 9,500</b>	<b>\$ 10,000</b>	<b>\$ 500</b>

# Fire

	ACTUAL	BUDGET	ESTIMATED	BUDGET
	2021-2022	2022-2023	2022-2023	2023-2024
<b>PERSONNEL SERVICES</b>				
Salaries	1,550,360	1,862,590	1,862,590	1,872,431
Retirement Plan	351,292	406,280	406,280	429,814
Group Insurance	240,728	224,014	224,014	246,694
Worker Compensation	30,981	55,669	55,669	55,946
Physical Examinations	16,412	16,000	16,000	16,000
Overtime	265,923	140,000	140,000	140,000
Social Security	143,129	163,754	163,754	164,568
Clothing Allowance	20,379	18,900	18,900	19,710
Other Benefits	1,350	-	-	-
Special Pay	114,780	-	-	-
Certification Pay	160	119,080	119,080	119,080
Longevity Pay	20,060	19,877	19,877	18,940
<b>Total Personnel Services</b>	<b>2,755,554</b>	<b>3,026,164</b>	<b>3,026,164</b>	<b>3,083,182</b>
<b>SUPPLIES</b>				
Office Supplies	14,079	13,000	13,000	7,500
Operating Supplies	112,420	110,000	110,000	132,000
Repairs & Maintenance - Internal	4,485	10,000	10,000	12,000
Misc. Supplies	5,921	-	-	-
EMS Supplies	98,678	84,000	84,000	84,900
<b>Total Supplies</b>	<b>235,583</b>	<b>217,000</b>	<b>217,000</b>	<b>236,400</b>
<b>CONTRACTUAL SERVICES</b>				
Professional Services	4,951	4,900	4,900	3,024
Contractual Services	55,669	57,225	57,225	102,900
Utilities - Telephone	8,654	-	-	10,320
Utilities - Gas, Water, Electric	30,076	-	-	32,000
Printing	-	300	300	500
Advertising	2,372	3,200	3,200	3,500
Repairs and Maintenance - External	173,051	120,000	120,000	120,000
Travel	24,105	22,100	22,100	25,000
Membership, Dues & Licenses	9,113	10,500	10,500	17,344
Subscriptions to Publications	717	4,800	4,800	1,300
Grant Expense	-	50,000	50,000	50,000
Liability Insurance	37,328	20,155	20,155	40,000
<b>Total Contractual Services</b>	<b>346,036</b>	<b>293,180</b>	<b>293,180</b>	<b>405,888</b>
<b>CAPITAL OUTLAY</b>				
Vehicles	-	-	-	330,000
Lease Purchase	-	86,925	86,925	-
Other Machinery & Equipment	73,935	-	-	79,000
Improvements	-	-	-	-
American Rescue Plan	142,782	-	-	-
<b>Total Capital Outlay</b>	<b>216,717</b>	<b>86,925</b>	<b>86,925</b>	<b>409,000</b>
<b>TOTAL EXPENDITURES</b>	<b>\$ 3,553,890</b>	<b>\$ 3,623,269</b>	<b>\$ 3,623,269</b>	<b>\$ 4,134,471</b>

# Fire Supplies

Fire	FY 2023	FY 2024	Difference
<b><u>Office Supplies</u></b>			
General office supplies for FD and EMS	6,000	6,000	-
General office supplies for MIH	1,500	1,500	-
6 Replacement computer	5,500	-	(5,500)
	<b>\$ 13,000</b>	<b>\$ 7,500</b>	<b>\$ (5,500)</b>
<b><u>Operating Supplies</u></b>			
Janitor supplies	6,000	6,000	-
Vehicle fuels	33,000	40,000	7,000
Small equipment replacement	4,500	10,000	5,500
Building supplies	2,000	2,000	-
Fire fighting foams	3,000	4,000	1,000
Fire sprinkler/Fire alarm repairs	1,500	1,500	-
Equipment oils and fuels	2,000	2,000	-
Bunker gear replacement	30,000	34,000	4,000
Station equipment repair/replacement	5,000	8,000	3,000
Body Armor for Fire Fighters	12,000	12,500	500
Fire fighting tools and equipment	11,000	12,000	1,000
	<b>\$ 110,000</b>	<b>\$ 132,000</b>	<b>\$ 22,000</b>
<b><u>Repairs and Maintenance - Internal</u></b>			
Vehicle and equipment repairs done by LVFD	10,000	12,000	2,000
	<b>\$ 10,000</b>	<b>\$ 12,000</b>	<b>\$ 2,000</b>
<b><u>EMS Supplies</u></b>			
Disposable supplies and medications	76,000	76,500	500
Oxygen	2,000	2,400	400
PPE and decontamination supplies	6,000	6,000	-
	<b>\$ 84,000</b>	<b>\$ 84,900</b>	<b>\$ 900</b>
<b>TOTAL</b>	<b>\$ 217,000</b>	<b>\$ 236,400</b>	<b>\$ 19,400</b>

# Fire Contractual

Fire Department	FY 2023	FY 2024	Difference
<b><u>Professional Services</u></b>			
EAP and Cafeteria Plan	3,024	3,024	-
Professional Tech Services	1,876	-	(1,876)
	<b>\$ 4,900</b>	<b>\$ 3,024</b>	<b>\$ (1,876)</b>
<b><u>Contractual Services</u></b>			
Professional Tech Services	4,325	4,325	-
Cardiac Monitor Maintenance	8,000	8,000	-
Stretcher and Load Maintenance	10,000	9,500	(500)
Sharp Copier	1,200	1,200	-
EMS Billing/Collections	500	1,500	1,000
Spectrum Internet	3,300	3,600	300
Fire Records Management Software	9,000	9,000	-
Medical Waste Disposal	1,500	1,500	-
Medical Control	18,000	18,000	-
Lexipol Policies & Procedures	-	10,375	10,375
Lexipol Initial Setup/one boarding	-	22,000	22,000
SA ITSD Radio Fees	-	-	-
Fire and EMS RMS	-	12,500	12,500
Fire Alarm Monitoring	500	500	-
Pest Control	900	900	-
	<b>\$ 57,225</b>	<b>\$ 102,900</b>	<b>\$ 45,675</b>
<b>Utilities - Telephone (mobile/vehicles)</b>	-	10,320	10,320
<b>Utilities - Water, Electric</b>	-	32,000	32,000
<b>Printing</b>	300	500	200
<b>Advertising</b>	3,200	3,500	300
<b>Repairs and Maintenance - External</b>	120,000	120,000	-
<b>Travel - Training</b>	22,100	25,000	2,900
<b>Membership, Dues, Licenses</b>	10,500	17,344	6,844
<b>Subscription to Publications</b>	4,800	1,300	(3,500)
<b>Grant Expense</b>	50,000	50,000	-
<b>Liability Insurance</b>	20,155	40,000	19,845
<b>TOTAL</b>	<b>\$ 293,180</b>	<b>\$ 405,888</b>	<b>\$ 112,708</b>

# Fire Capital

- Kitchen Hood System
  - \$32,000
- Utility Terrain Vehicle
  - \$32,000
- Covered Parking
  - \$15,000
- Ambulance
  - \$330,000



# Public Works

	ACTUAL	BUDGET	ESTIMATED	BUDGET
	2021-2022	2022-2023	2022-2023	2023-2024
<b>PERSONNEL SERVICES</b>				
Salaries	519,598	1,078,492	1,078,492	1,100,200
Retirement Plan	97,769	218,042	218,042	235,139
Group Insurance	111,316	165,936	165,936	182,736
Worker Compensation	37,651	23,903	23,903	24,125
Liability Insurance	-	-	-	-
Overtime	5,061	60,000	60,000	60,000
Social Security	40,281	87,883	87,883	90,031
Special Pay	7,005	-	-	-
Certification Pay	201	9,360	9,360	15,070
Longevity Pay	12,331	14,242	14,242	22,782
<b>Total Personnel Services</b>	<b>831,213</b>	<b>1,657,858</b>	<b>1,657,858</b>	<b>1,730,082</b>
<b>SUPPLIES</b>				
Office Supplies	3,865	15,000	15,000	3,000
Operating Supplies	67,134	90,000	90,000	110,320
Repairs & Maintenance - Internal	52,079	58,315	58,315	44,815
Misc. Supplies	49,580	35,000	35,000	45,000
<b>Total Supplies</b>	<b>172,658</b>	<b>198,315</b>	<b>198,315</b>	<b>203,135</b>
<b>CONTRACTUAL SERVICES</b>				
Professional Services	64,652	146,440	146,440	106,440
Contractual Services	58,697	71,917	71,917	130,062
Utilities - Telephone	5,510	-	-	4,000
Utilities - Gas, Water, Electric	61,464	-	-	70,000
Printing	-	6,000	6,000	6,000
Advertising	-	5,000	5,000	5,000
Repairs and Maintenance - External	189,347	50,000	50,000	100,000
Single Audit	-	4,500	4,500	4,500
Equipment Rental	-	13,000	13,000	13,000
Travel	1,494	15,000	15,000	15,000
Membership, Dues & Licenses	2,042	3,230	3,230	5,000
Liability Insurance	22,802	61,433	61,433	71,000
<b>Total Contractual Services</b>	<b>406,007</b>	<b>376,520</b>	<b>376,520</b>	<b>530,002</b>
<b>CAPITAL OUTLAY</b>				
Vehicles	-	-	-	80,000
Other Machinery & Equipment	-	-	-	110,000
Improvements	-	-	-	25,000
<b>Total Capital Outlay</b>	<b>-</b>	<b>-</b>	<b>-</b>	<b>215,000</b>
<b>TOTAL EXPENDITURES</b>	<b>\$ 1,409,878</b>	<b>\$ 2,232,693</b>	<b>\$ 2,232,693</b>	<b>\$ 2,678,219</b>

# Public Works Supplies

Public Works	FY 2023	FY 2024	Difference
<b><u>Office Supplies</u></b>			
Normal supplies	3,000	3,000	-
3 computers	12,000	-	(12,000)
	<b>\$ 15,000</b>	<b>\$ 3,000</b>	<b>\$ (12,000)</b>
<b><u>Operating Supplies</u></b>			
Diesel/gas 30% allocation	6,000	6,700	700
Road base, sand, chat, gravel	15,000	15,000	-
Concrete	10,000	10,000	-
Personal Protection Equipment, 21 persons	5,130	11,250	6,120
Hand tools, nuts, bolts, screws, fasteners, wood	13,000	13,500	500
Propane, welding oxygen, welding supplies	870	870	-
Pesticide, herbicide	1,000	1,500	500
Landscaping supplies, garden soil	3,000	3,000	-
Cleaning, sanitation supplies	10,000	15,000	5,000
Supplies for lawnmowers/trimmers	5,000	5,000	-
Traffic signs	14,000	15,000	1,000
Chain saws, weed eaters, small equipment	4,000	5,000	1,000
Flags for each facility	-	3,500	3,500
De-icing supplies	3,000	5,000	2,000
	<b>\$ 90,000</b>	<b>\$ 110,320</b>	<b>\$ 20,320</b>
<b><u>Repairs and Maintenance - Internal</u></b>			
Vehicle Inspections	315	315	-
Oil, brake fluid, wiper fluid, filters, lubricants, def	3,500	3,500	-
A/C, electrical, plumbing, water heater repairs	20,000	20,000	-
Demolition of records storage	15,000	-	(15,000)
A/C filters, light bulbs, caulk, paint	1,500	3,000	1,500
Replace light fixtures - El Verde by 2025	18,000	18,000	-
	<b>\$ 58,315</b>	<b>\$ 44,815</b>	<b>\$ 58,314</b>
<b><u>Miscellaneous Supplies</u></b>			
Traffic control barricades, signage, cones, barre	5,000	5,000	-
Speed hump assemblies	-	7,500	7,500
Miscellaneous supplies not defined	30,000	32,500	2,500
	<b>\$ 35,000</b>	<b>\$ 45,000</b>	<b>\$ 10,000</b>
<b>TOTAL</b>	<b>\$ 198,315</b>	<b>\$ 203,135</b>	<b>\$ 76,634</b>

# Public Works Contractual

Public Works	FY 2023	FY 2024	Difference
<b><u>Professional Services</u></b>			
EAP and Cafeteria Plan	2,940	2,940	-
Engineering Services	80,000	100,000	20,000
Impact Fee Study	60,000	-	(60,000)
Computer Services	3,500	3,500	-
	<b>\$ 146,440</b>	<b>\$ 106,440</b>	<b>\$ (40,000)</b>
<b><u>Contractual</u></b>			
Debris Removal	5,000	15,000	10,000
Copier Service Agreement	2,500	2,500	-
Uniforms	5,000	5,500	500
Computer Repairs	2,500	-	(2,500)
School Zone Light Maintenance	120	120	-
ACS Shop Software	1,870	1,870	-
Tire Disposal	1,000	1,000	-
PubWorks Software	6,378	6,378	-
Map Updates	2,000	-	(2,000)
Fire Extinguisher Servicing	1,400	1,400	-
Tree Removal	10,000	15,000	5,000
Oil Igloo Disposal	2,500	2,500	-
Other Contractual	6,355	25,000	18,645
Cleaning services - City Hall and library	24,000	-	(24,000)
Building maintenance - City Hall, PD	-	50,000	50,000
Pest Control	1,000	3,500	2,500
PageFreezer Software	294	294	-
	<b>\$ 71,917</b>	<b>\$ 130,062</b>	<b>\$ 58,145</b>
<b>Utilities - Telephone</b>	4,000	4,000	-
<b>Utilities - Water &amp; Electric</b>	70,000	70,000	-
<b>Printing</b>	6,000	6,000	-
<b>Advertising</b>	5,000	5,000	-
<b>Repairs &amp; Maintenance - External</b>	50,000	100,000	50,000
<b>Equipment Rental</b>	13,000	13,000	-
<b>Travel - Training</b>	15,000	15,000	-
<b>Memberships, Dues &amp; Licenses</b>	3,230	5,000	1,770
<b>Liability Insurance</b>	61,433	71,000	9,567
<b>Single Audit</b>	4,500	4,500	-
<b>TOTAL</b>	<b>\$ 450,520</b>	<b>\$ 530,002</b>	<b>\$ 79,482</b>

# Public Works Capital

- Truck with Boom
  - \$80,000
- Crack Sealer Trailer
  - \$40,000
- Sidewalks
  - \$25,000
- Broce Broom
  - \$50,000
- Two-Seater ATV
  - \$20,000

# Planning and Zoning

	ACTUAL 2021-2022	BUDGET 2022-2023	ESTIMATED 2022-2023	BUDGET 2023-2024
<b>PERSONNEL SERVICES</b>				
Salaries	120,177	198,674	198,674	201,632
Retirement Plan	23,471	37,708	37,708	40,286
Group Insurance	20,346	24,890	24,890	27,410
Worker Compensation	-	352	352	357
Overtime	164	-	-	-
Social Security	9,414	15,199	15,199	15,425
Other Benefits	59	-	-	-
Longevity Pay	1,102	80	80	200
<b>Total Personnel Services</b>	<b>174,732</b>	<b>276,904</b>	<b>276,904</b>	<b>285,311</b>
<b>SUPPLIES</b>				
Office Supplies	1,148	1,030	1,030	2,000
Operating Supplies	4,593	2,750	2,750	4,000
Repairs & Maintenance - Internal	-	500	500	500
Misc. Supplies	727	1,000	1,000	500
<b>Total Supplies</b>	<b>6,468</b>	<b>5,280</b>	<b>5,280</b>	<b>7,000</b>
<b>CONTRACTUAL SERVICES</b>				
Professional Services	162,556	171,150	171,150	375,150
Contractual Services	4,663	50,400	50,400	50,400
Utilities - Telephone	1,940	-	-	1,940
Utilities - Gas, Water, Electric	17,145	-	-	17,144
Printing	28	1,500	1,500	1,500
Advertising	4,555	2,300	2,300	2,300
Travel	-	7,000	7,000	7,000
Membership, Dues & Licenses	219	1,000	1,000	1,500
Subscriptions to Publications	-	-	-	500
Liability Insurance	7,881	-	-	-
<b>Total Contractual Services</b>	<b>198,987</b>	<b>233,350</b>	<b>233,350</b>	<b>457,434</b>
<b>CAPITAL OUTLAY</b>				
Office Equipment	-	-	-	-
Vehicles	-	-	-	-
Other Machinery & Equipment	-	-	-	-
Land	-	-	-	-
Improvements	-	-	-	-
American Rescue Plan	-	-	-	-
<b>Total Capital Outlay</b>	<b>-</b>	<b>-</b>	<b>-</b>	<b>-</b>
<b>TOTAL EXPENDITURES</b>	<b>\$ 380,187</b>	<b>\$ 515,534</b>	<b>\$ 515,534</b>	<b>\$ 749,745</b>

# Planning and Zoning Supplies

Planning and Zoning	FY 2023	FY 2024	Difference
<b><u>Office Supplies</u></b>			
General	1,030	2,000	970
	<b>\$ 1,030</b>	<b>\$ 2,000</b>	<b>\$ 970</b>
<b><u>Operating Supplies</u></b>			
Printer Ink Cartridges	1,200	1,200	-
Computer Hardware	1,050	-	(1,050)
Miscellaneous	500	1,000	500
Software	-	300	300
ESRI ArcMAP GIS	-	1,500	1,500
	<b>\$ 2,750</b>	<b>\$ 4,000</b>	<b>\$ 1,250</b>
<b><u>Repairs and Maintenance - Internal</u></b>			
Repairs to Office Equipment	500	500	-
	<b>\$ 500</b>	<b>\$ 500</b>	<b>\$ -</b>
<b><u>Miscellaneous Supplies</u></b>			
Department Uniforms	500	250	(250)
Board & Commission Supplies (Nametags, Plaques, Trophy's, etc.)	500	250	(250)
	<b>\$ 1,000</b>	<b>\$ 500</b>	<b>\$ (500)</b>
<b>TOTAL</b>	<b>\$ 5,280</b>	<b>\$ 7,000</b>	<b>\$ 1,720</b>

# Planning and Zoning Contractual

Planning and Zoning	FY 2023	FY 2024	Difference
<b><u>Professional Services</u></b>			
Building/Fire Plan Review & Inspections	120,000	275,000	155,000
Engineering Services	40,000	65,000	25,000
Health Inspections	11,000	15,000	4,000
Miscellaneous	-	10,000	10,000
Compehensive Master Plan	-	10,000	10,000
EAP and Cafeteria Plan	150	150	-
	<b>\$ 171,150</b>	<b>\$ 375,150</b>	<b>\$ 204,000</b>
<b><u>Contractual Services</u></b>			
My Permit Now/Municode	26,000	26,000	-
Tyler Annual Subscription Software Incode	3,000	3,000	-
City Attorney	20,000	20,000	-
ESRI Mapping	1,400	1,400	-
	<b>\$ 50,400</b>	<b>\$ 50,400</b>	<b>\$ -</b>
<b>Utilities - Telephone</b>	-	1,940	1,940
<b>Utilities - Water &amp; Electric</b>	-	17,144	17,144
<b>Printing</b>	1,500	1,500	-
<b>Advertising</b>	2,300	2,300	-
<b>Travel - Training</b>	7,000	7,000	-
<b>Memberships, Dues &amp; License</b>	1,000	1,500	500
<b>Subscription to Publication</b>	-	500	500
<b>TOTAL</b>	<b>\$ 233,350</b>	<b>\$ 457,434</b>	<b>\$ 224,084</b>

# Economic Development

	ACTUAL	BUDGET	ESTIMATED	BUDGET
	2021-2022	2022-2023	2022-2023	2023-2024
<b>PERSONNEL SERVICES</b>				
Salaries	130,449	110,972	110,972	106,363
Retirement Plan	24,278	21,063	21,063	31,543
Group Insurance	9,934	10,371	10,371	13,705
Worker Compensation	512	197	197	280
Liability Insurance	-	-	-	-
Social Security	10,232	8,489	8,489	12,077
Car Allowance	1,558	-	-	1,500
Other Benefits	6,475	-	-	6,006
Longevity Pay	239	300	300	666
Shared Services	-	-	-	-
<b>Total Personnel Services</b>	<b>183,677</b>	<b>151,392</b>	<b>151,392</b>	<b>172,139</b>
<b>SUPPLIES</b>				
Office Supplies	408	650	650	10,525
Operating Supplies	4,458	12,625	12,625	950
<b>Total Supplies</b>	<b>4,866</b>	<b>13,275</b>	<b>13,275</b>	<b>11,475</b>
<b>CONTRACTUAL SERVICES</b>				
Professional Services	132	4,500	4,500	10,000
Contractual Services	25,882	19,135	19,135	33,235
Utilities - Telephone	-	-	-	-
Utilities - Gas, Water, Electric	-	-	-	-
Advertising	2,715	1,500	1,500	4,500
Repairs & Maintenance - External	-	-	-	300
Travel	3,462	5,000	5,000	5,195
Membership, Dues & Licenses	1,082	1,422	1,422	1,346
Subscriptions to Publications	125	100	100	950
Project Funding	71,969	65,000	65,000	121,959
4th of July Funding	-	30,000	30,000	30,000
Liability Insurance	524	1,225	1,225	2,000
<b>Total Contractual Services</b>	<b>105,891</b>	<b>127,882</b>	<b>127,882</b>	<b>209,485</b>
<b>CAPITAL OUTLAY</b>				
Office Equipment	-	-	-	-
Vehicles	-	-	-	-
Other Machinery & Equipment	-	-	-	-
Land	-	-	-	-
Improvements	-	-	-	-
<b>Total Capital Outlay</b>	<b>-</b>	<b>-</b>	<b>-</b>	<b>-</b>
<b>TOTAL EXPENDITURES</b>	<b>\$ 294,434</b>	<b>\$ 292,549</b>	<b>\$ 292,549</b>	<b>\$ 393,099</b>



# Economic Development Supplies

Economic Development	FY 2023	FY 2024	Difference
<b><u>Office Supplies</u></b>			
General Office Supplies - Disposable	650	650	-
VIVO Height Adjustable 42 inch Stand Up Desk	-	300	300
	<b>\$ 650</b>	<b>\$ 950</b>	<b>\$ 300</b>
<b><u>Operating Supplies</u></b>			
Postage	1,500	1,500	-
Laser Color Printer	1,200	700	(500)
Business Cards	50	125	75
Misc. Printing	1,200	-	(1,200)
Community/Business Brochures	2,475	-	(2,475)
New Business Welcome Bag	1,000	1,000	-
Misc. Expenses	700	700	-
Fiesta Medals	4,500	6,500	2,000
	<b>\$ 12,625</b>	<b>\$10,525</b>	<b>\$ (2,100)</b>
<b>TOTAL</b>	<b>\$ 13,275</b>	<b>\$11,475</b>	<b>\$ (1,800)</b>

# Economic Development Contractual

Economic Development	FY 2023	FY 2024	Difference
<b><u>Professional Services</u></b>			
Community Brochure	3,500	-	(3,500)
Retail coach	-	10,000	10,000
Marketing Alliance	-	-	-
CHMURA Economic Reports	1,000	-	(1,000)
	<b>\$ 4,500</b>	<b>\$ 10,000</b>	<b>\$ 5,500</b>
<b><u>Contractual</u></b>			
City Attorney Fees (EDCD Allocation)	10,000	10,000	-
Greater SATX	-	5,000	
CRM System		2,500	
ZAC Tax	-	3,000	
ED Web Page	-	-	-
Software Updates	400	400	-
EAP and Cafeteria Plan	240	240	-
Local Intel	3,500	7,100	3,600
Sizeup	4,995	4,995	-
	<b>\$ 19,135</b>	<b>\$ 33,235</b>	<b>14,100</b>
<b>Advertising</b>	1,500	4,500	3,000
<b>Repairs &amp; Maintenance-External</b>	-	300	300
<b>Travel -Training</b>	5,000	5,195	195
<b>Memberships, Dues &amp; Licenses</b>	1,422	1,346	(76)
<b>Subscription to Publications</b>	100	950	850
<b>ED Project Funding</b>	65,000	121,959	56,959
<b>Liability Insurance</b>	1,225	2,000	775
<b>4th of July Funding</b>	30,000	30,000	-
<b>TOTAL</b>	<b>\$ 127,882</b>	<b>\$ 209,485</b>	<b>\$ 81,603</b>

# Special Events

	ACTUAL	BUDGET	ESTIMATED	BUDGET
	2021-2022	2022-2023	2022-2023	2023-2024
<b>PERSONNEL SERVICES</b>				
Retirement Plan	4,797	500	500	4,596
Overtime	26,856	18,000	18,000	23,000
Social Security	1,981	1,500	1,500	1,760
<b>Total Personnel Services</b>	<b>33,634</b>	<b>20,000</b>	<b>20,000</b>	<b>29,356</b>
<b>SUPPLIES</b>				
Advertising	378	3,000	3,000	3,000
Concerts	13	-	-	28,000
Volunteer Appreciation Dinner	-	-	-	4,000
Fourth of July	84,099	80,000	80,000	99,200
Christmas Tree Lighting	174	2,850	2,850	4,350
Earthwise Living Day	5,866	2,700	2,700	2,700
Soap Box Derby	-	-	-	-
Concert in the Park	-	29,800	29,800	-
Movies in the Park	1,330	2,000	2,000	2,000
<b>Total Supplies</b>	<b>91,859</b>	<b>120,350</b>	<b>120,350</b>	<b>143,250</b>
<b>TOTAL EXPENDITURES</b>	<b>\$ 125,493</b>	<b>\$ 140,350</b>	<b>\$ 140,350</b>	<b>\$ 172,606</b>

# Special Events Supplies

Special Events	FY 2023	FY 2024	Difference
<b><u>Supplies</u></b>			
Concerts: Jazz Fest	29,800	28,000	(1,800)
Volunteer Appreciation Dinner	-	4,000	4,000
Fourth of July	80,000	99,200	19,200
Christmas Tree Lighting	2,850	4,350	1,500
Earthwise Living	2,700	2,700	-
Movies in the Park	2,000	2,000	-
Advertising	3,000	3,000	-
<b>TOTAL</b>	<b>\$ 120,350</b>	<b>\$ 143,250</b>	<b>\$ 22,900</b>

# Parks

	ACTUAL	BUDGET	ESTIMATED	BUDGET
	2021-2022	2022-2023	2022-2023	2023-2024
<b>PERSONNEL SERVICES</b>				
Salaries	15,892	-	-	-
Retirement Plan	2,833	-	-	-
Group Insurance	9,314	-	-	-
Worker Compensation	-	-	-	-
Liability Insurance	-	-	-	-
Social Security	1,176	-	-	-
Special Pay	-	-	-	-
Longevity Pay	-	-	-	-
<b>Total Personnel Services</b>	29,215	-	-	-
<b>SUPPLIES</b>				
Operating Supplies	15,348	45,000	45,000	45,000
Repairs & Maintenance - Internal	18,779	47,100	47,100	47,500
Misc. Supplies	3,577	12,000	12,000	39,500
<b>Total Supplies</b>	37,704	104,100	104,100	132,000
<b>CONTRACTUAL SERVICES</b>				
Professional Services	10,700	8,700	8,700	15,700
Contractual Services	138,992	125,000	125,000	345,000
Utilities - Telephone	1,981	-	-	2,400
Utilities - Gas, Water, Electric	49,629	-	-	40,000
Printing	-	5,000	5,000	5,000
Advertising	533	8,500	8,500	8,500
Repairs and Maintenance - External	7,724	25,000	25,000	25,000
Travel	-	2,000	2,000	2,000
Membership, Dues & Licenses	20	55	55	1,500
Liability Insurance	4,067	3,045	3,045	4,000
<b>Total Contractual Services</b>	213,646	177,300	177,300	449,100
<b>CAPITAL OUTLAY</b>				
Other Machinery & Equipment	-	-	-	120,000
Improvements	26,288	-	-	2,090,390
<b>Total Capital Outlay</b>	26,288	-	-	2,210,390
<b>TOTAL EXPENDITURES</b>	<b>\$ 306,853</b>	<b>\$ 281,400</b>	<b>\$ 281,400</b>	<b>\$ 2,791,490</b>

# Parks Supplies

Parks	FY 2023	FY 2024	Difference
<b><u>Operating Supplies</u></b>			
Diesel, gas 20% allocation	5,000	5,000	-
Landscaping supplies, garden soil	3,000	3,000	-
Fall zone materials (code required)	12,000	12,000	-
Softball sand	6,000	6,000	-
Cleaning and sanitation supplies	6,000	6,000	-
Undefined park supplies	8,000	8,000	-
Lawnmower/trimmer supplies	5,000	5,000	-
	<b>\$ 45,000</b>	<b>\$ 45,000</b>	<b>\$ -</b>
<b><u>Repairs and Maintenance - Internal</u></b>			
Oil, brake fluid, wiper fluid, filters, lubricant	500	500	-
Basketball, volleyball, tennis nets	4,600	10,000	5,400
Barbecue pits	1,000	1,000	-
Decomposed granite Linkwood Trail	5,000	-	(5,000)
Replacement playground parts	12,000	12,000	-
Pool plumbing supplies, parts	12,000	12,000	-
Pool tables, chairs, umbrellas	2,000	2,000	-
Irrigation sprinkler heads, service line repairs	5,000	5,000	-
Asphalt, base materials for trail repairs	5,000	5,000	-
	<b>\$ 47,100</b>	<b>\$ 47,500</b>	<b>\$ 12,500</b>
<b><u>Miscellaneous Supplies</u></b>			
Other undefined materials and supplies	7,000	20,000	13,000
Park amenities	3,000	4,500	1,500
Basketball court repainting	2,000	15,000	13,000
	<b>\$ 12,000</b>	<b>\$ 39,500</b>	<b>\$ 27,500</b>
<b>TOTAL</b>	<b>\$ 104,100</b>	<b>\$ 132,000</b>	<b>\$ 40,000</b>

# Parks Contractual

Parks and Recreation	FY 2023	FY 2024	Difference
<b><u>Professional Services</u></b>			
EAP and Cafeteria Plan	700	700	-
Engineering Service	8,000	15,000	7,000
	<b>\$ 8,700</b>	<b>\$ 15,700</b>	<b>\$ 7,000</b>
<b><u>Contractual</u></b>			
Tree Removal	15,000	15,000	-
Pool Contract	110,000	130,000	20,000
Pool Repairs - replastering	-	200,000	200,000
	<b>\$ 125,000</b>	<b>\$ 345,000</b>	<b>\$ 220,000</b>
<b>Utilities - Telephone</b>	-	2,400	2,400
<b>Utilities - Water &amp; Electric</b>	-	40,000	40,000
<b>Printing</b>	5,000	5,000	-
<b>Advertising</b>	8,500	8,500	-
<b>Repairs and Maintenance - External</b>	25,000	25,000	-
<b>Travel</b>	2,000	2,000	-
<b>Membership, Dues, Licenses</b>	55	1,500	1,445
<b>Liability</b>	3,045	4,000	955
<b>TOTAL</b>	<b>\$ 177,300</b>	<b>\$ 449,100</b>	<b>\$ 271,800</b>

# Parks Capital

- Sprinkler System-4 Parks
  - \$120,000
- Merry Go Round ADA
  - \$20,000
- Dog Park
  - \$100,000
- Hike and Bike Trail Seq 2
  - \$1,970,390



# Library

	ACTUAL 2021-2022	BUDGET 2022-2023	ESTIMATED 2022-2023	BUDGET 2023-2024
<b>PERSONNEL SERVICES</b>				
Salaries	259,462.9	297,516	297,516	314,557
Retirement Plan	40,442.8	56,468	56,468	62,848
Group Insurance	29,454.1	41,484	41,484	45,684
Worker Compensation	-	707	707	747
Liability Insurance	-	-	-	-
Social Security	19,952.5	22,760	22,760	24,064
Longevity Pay	2,884.0	3,768	3,768	4,188
<b>Total Personnel Services</b>	<b>352,196</b>	<b>422,703</b>	<b>422,703</b>	<b>452,088</b>
<b>SUPPLIES</b>				
Office Supplies	2,863	2,700	2,700	3,000
Operating Supplies	3,570	2,350	2,350	4,000
Repairs & Maintenance - Internal	113	800	800	1,000
Misc. Supplies	9,117	11,800	11,800	7,500
Library Supplies	27,684	21,600	21,600	28,820
Gifts and Memorials	106	1,000	1,000	1,000
<b>Total Supplies</b>	<b>43,452</b>	<b>40,250</b>	<b>40,250</b>	<b>45,320</b>
<b>CONTRACTUAL SERVICES</b>				
Professional Services	879	1,150	1,150	1,150
Contractual Services	30,993	19,550	19,550	24,054
Utilities - Telephone	2,259	-	-	3,000
Utilities - Gas, Water, Electric	15,275	-	-	17,000
Printing	200	500	500	750
Repairs and Maintenance - External	889	3,000	3,000	3,000
Travel	4,105	1,500	1,500	3,000
Membership, Dues & Licenses	2,193	2,750	2,750	3,000
Subscriptions to Publications	1,498	2,000	2,000	2,500
Liability Insurance	4,814	4,245	4,245	5,000
Grant Expenses	39,114	75,000	75,000	-
American Rescue Plan	2,138	-	-	-
<b>Total Contractual Services</b>	<b>104,358</b>	<b>109,695</b>	<b>109,695</b>	<b>62,454</b>
<b>CAPITAL OUTLAY</b>				
Improvements	-	-	-	50,000
<b>Total Capital Outlay</b>	<b>-</b>	<b>-</b>	<b>-</b>	<b>50,000</b>
<b>TOTAL EXPENDITURES</b>	<b>\$ 500,006</b>	<b>\$ 572,648</b>	<b>\$ 572,648</b>	<b>\$ 609,862</b>

# Library Supplies

Library	FY 2023	FY 2024	Difference
<b><u>Office Supplies</u></b>			
Colored Paper, Cardstock, Colored Cardstock (regular paper moved to Operating Supplies)	2,050	1,000	(1,050)
General Office (pens, pencils, staplers, post-its, markers, etc.)	395	750	355
Filing & Organization (binders, file folders, filing bins)	105	1,000	895
Misc. Needs (magazine holders, laminating sheets, etc.)	150	250	100
	<b>\$ 2,700</b>	<b>\$ 3,000</b>	<b>\$ 300</b>
<b><u>Operating Supplies</u></b>			
Paper for Printing Services (Moved from Office Supplies this year)	-	1,000	1,000
Library Cards (Previously Misc.)	350	1,000	650
Cleaning & Janitorial Supplies	1,000	1,000	-
Processing Supplies (book tape, covers, labels)	1,000	1,000	-
	<b>\$ 2,350</b>	<b>\$ 4,000</b>	<b>\$ 1,650</b>
<b><u>Repairs and Maintenance - Internal</u></b>			
Misc. Needs for routine maintenance	800	1,000	200
	<b>\$ 800</b>	<b>\$ 1,000</b>	<b>\$ 200</b>
<b><u>Miscellaneous Supplies</u></b>			
Uniforms	300	1,000	700
Volunteer Appreciation	200	500	300
Regular Programming (including STEAM)	2,200	3,000	800
Summer Reading	1,000	2,000	1,000
Library Technology	7,900	-	(7,900)
Flags	200	500	300
Misc.	-	500	500
	<b>\$ 11,800</b>	<b>\$ 7,500</b>	<b>\$ (4,300)</b>
<b><u>Library Materials</u></b>			
Adult Materials (FIC \$4800, NF \$1200, GN \$540)	6,000	7,540	1,540
Young Adult Materials (FIC \$1800, NF \$900, GN \$720)	3,600	3,420	(180)
JUV Materials (FIC \$1800, NF \$900, EC \$900 GN, \$1200)	4,200	4,800	600
Early Materials (Picture Books \$3600, ER \$960, BB \$600)	3,600	5,160	1,560
Media (Audio CD \$480, Digital Audio \$500, DVD \$1920)	4,200	7,900	3,700
	<b>\$ 21,600</b>	<b>\$ 28,820</b>	<b>\$ 7,220</b>
<b><u>Gifts &amp; Memorials</u></b>			
Donations estimated	1,000	1,000	-
	<b>\$ 1,000</b>	<b>\$ 1,000</b>	<b>\$ -</b>
<b>TOTAL</b>	<b>\$ 40,250</b>	<b>\$ 45,320</b>	<b>\$ 5,070</b>

# Library Contractual

Library	FY 2023	FY2024	Difference
<b><u>Professional Services</u></b>			
Presenters Fees	500	500	-
Programming Fees	300	300	-
EAP and Cafeteria Plan	350	350	-
	<b>\$ 1,150</b>	<b>\$ 1,150</b>	<b>\$ -</b>
<b><u>Contractual Services</u></b>			
Apollo/Biblionix Library System	2,960	2,960	-
Vallance Security	1,140	1,200	60
Techlead	640	640	-
Amigos Texpress Courier ILL	2,000	2,700	700
Website Maintenance	150	150	-
Fortres Grand Software Updates	500	500	-
Copier Service Agreement	960	1,200	240
Ebook Content Platform	3,000	3,000	-
Movie License	600	600	-
TexShare Database Fees	-	-	-
Print & Time Mangement Software	1,800	1,800	-
Hot Spots via Sprint/Tmobile	2,016	5,000	2,984
Angel Fire (moved lines)	100	100	-
Biblioboard	2,000	2,500	500
Orkin Pest Control	1,000	1,020	20
Computer Backup Service/Monitoring	684	684	-
	<b>\$ 19,550</b>	<b>\$ 24,054</b>	<b>\$ 4,504</b>
<b>Utilities - Telephone</b>	-	3,000	3,000
<b>Utilities - Water &amp; Electric</b>	-	17,000	17,000
<b>Printing</b>	500	750	250
<b>Repairs and Maintenance - External</b>	3,000	3,000	-
<b>Travel - Training</b>	1,500	3,000	1,500
<b>Membership, Dues &amp; Licenses</b>	2,750	3,000	250
<b>Subscription to Publications</b>	2,000	2,500	500
<b>Liability Insurance</b>	4,245	5,000	755
<b>Library Expense Grant</b>	75,000	-	(75,000)
<b>TOTAL</b>	<b>\$ 109,695</b>	<b>\$ 62,454</b>	<b>\$ (47,241)</b>

# Library Capital

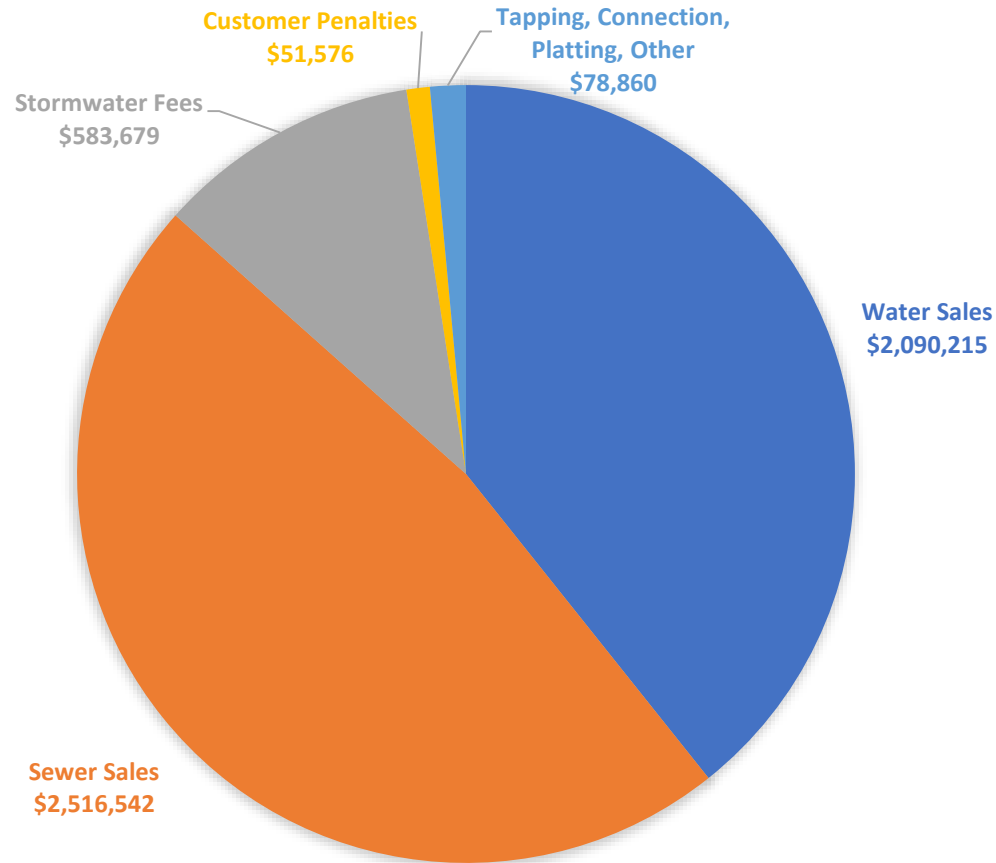
- Circulation Desk
  - \$50,000

# Enterprise Fund

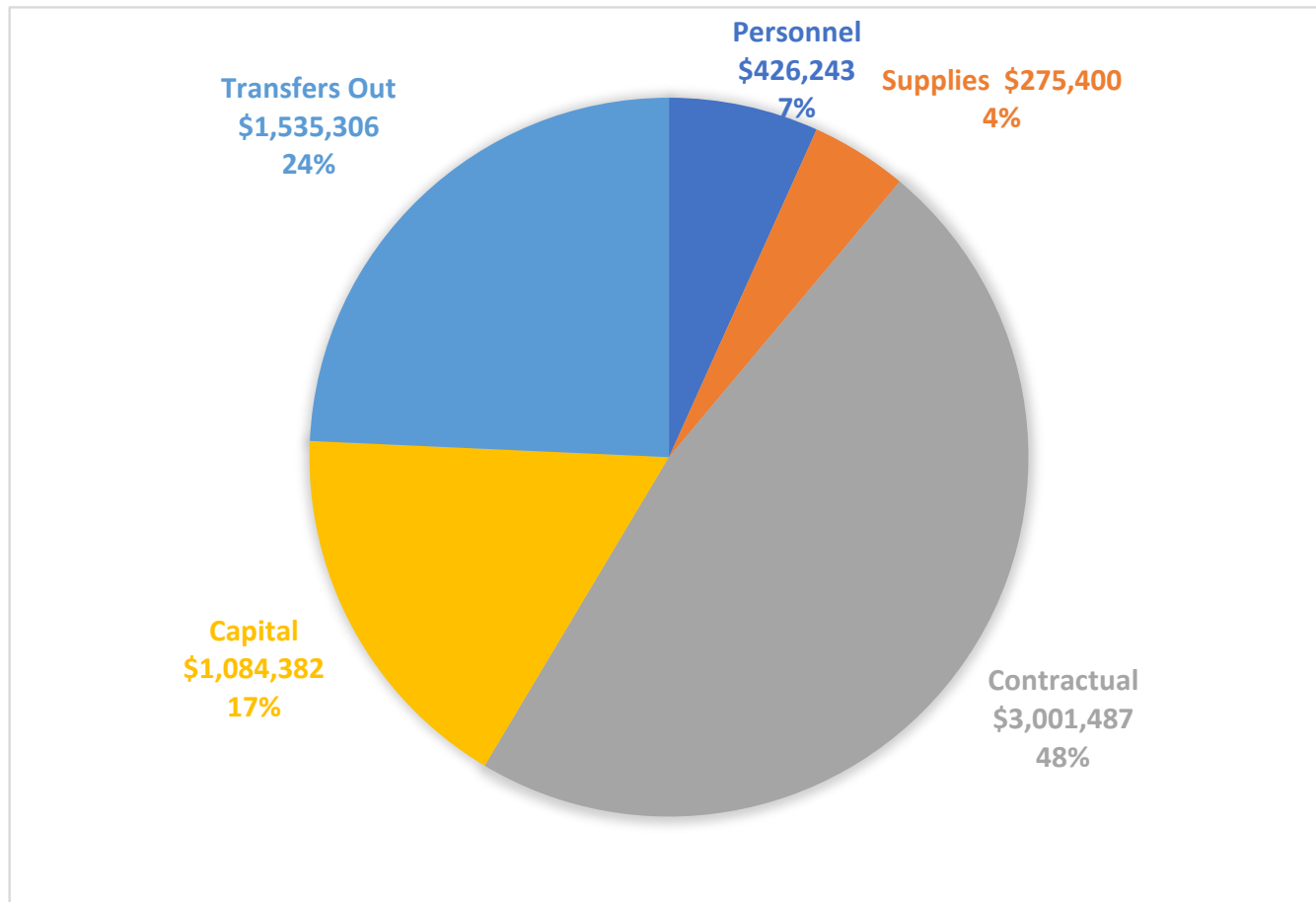
# Overview

- Budget is Balanced
- Revenues
  - \$5,260,372
- Operating Expenses
  - \$3,703,130
- Transfer Out for Debt Service
  - \$105,363
- Transfer Out for Personnel Services
  - \$1,429,944
- Capital
  - \$840,000

# Enterprise Fund Revenue by Category

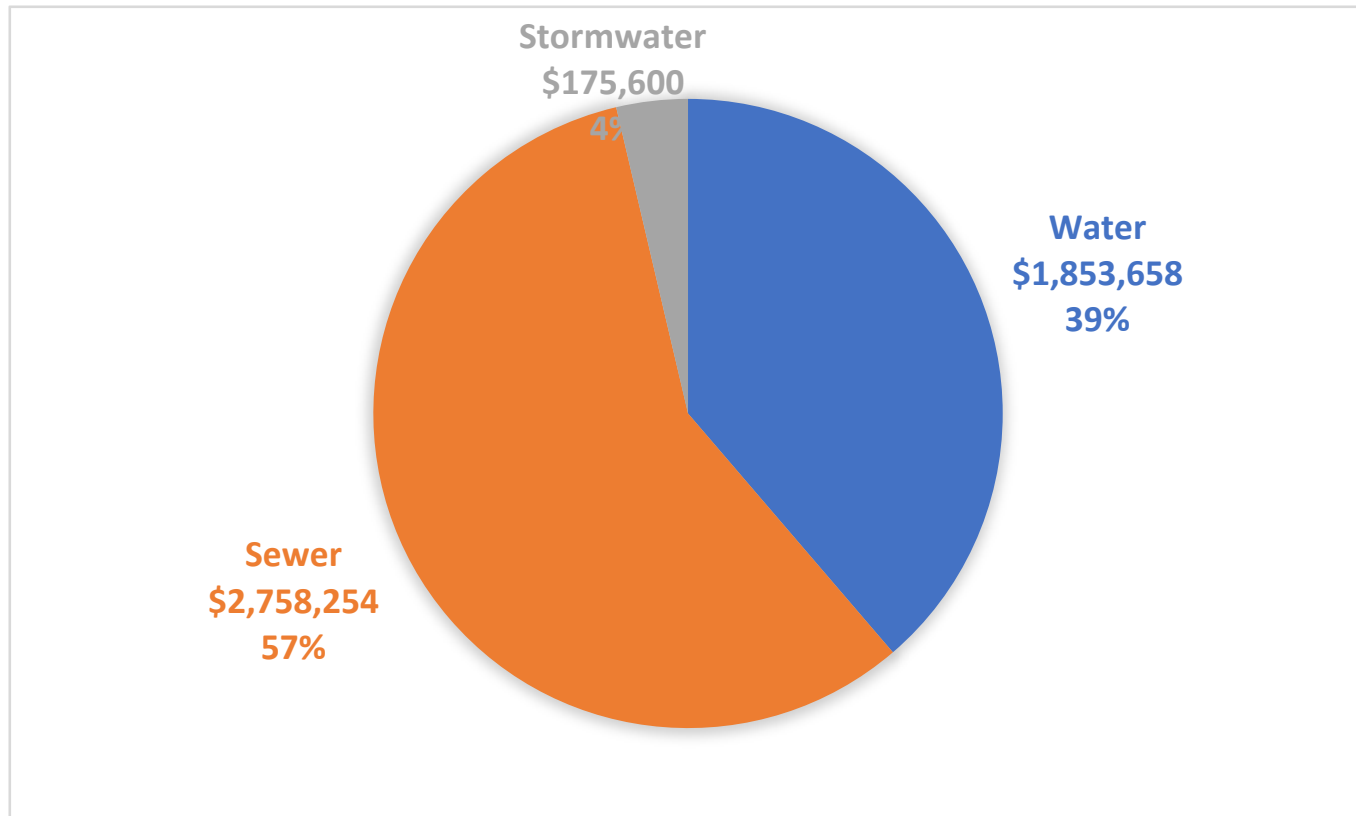


# Enterprise Fund Expenses by Category





# Enterprise Fund Expenses by Department



# Water, Sewer and Stormwater Fund Budget Summary

	ACTUAL	BUDGET	ESTIMATED	BUDGET
	2021-2022	2022-2023	2022-2023	2023-2024
<b>OPERATING REVENUES</b>				
Water Sales	\$ 2,157,443	\$ 2,013,433	\$ 2,013,433	\$ 2,090,215
Sewer Sales	2,577,726	2,486,600	2,486,600	2,516,542
Stormwater Fees	414,147	592,388	592,388	583,679
Customer Penalties	58,967	50,000	50,000	51,576
Tapping Fees	165,566	-	-	10,000
Connection & Platting	7,500	12,750	12,750	8,360
<b>TOTAL OPERATING REVENUES</b>	<b>5,381,349</b>	<b>5,155,171</b>	<b>5,155,171</b>	<b>5,260,372</b>
<b>OPERATING EXPENSES</b>				
General & Administrative	765,084	-	-	-
Water System	2,023,947	1,002,017	683,285	1,263,658
Sewer System	2,219,658	2,204,520	2,204,520	2,263,872
Stormwater	240,444	822,246	189,079	175,600
Depreciation	308,233	-	-	-
<b>TOTAL OPERATING EXPENSES</b>	<b>5,557,366</b>	<b>4,028,783</b>	<b>3,076,884</b>	<b>3,703,130</b>
<b>NET OPERATING INCOME (LOSS)</b>	<b>(176,017)</b>	<b>1,126,388</b>	<b>2,078,287</b>	<b>1,557,242</b>

# Water, Sewer and Stormwater Fund Budget Summary

	ACTUAL	BUDGET	ESTIMATED	BUDGET
	2021-2022	2022-2023	2022-2023	2023-2024
<b>NON-OPERATING REVENUES (EXPENSES)</b>				
Interest Income and Other	28,490	6,200	6,200	60,500
Transfers In-ARPA	230,000	19,191	19,191	224,382
Bexar County Seneca Dainigage Reimbursment	546,778	-	-	-
Non-Operating Transfer Out-Debt Service	-	(107,863)	(107,863)	(105,363)
Transfer Out Shared Personnel Services	-	(1,299,604)	(1,299,604)	(1,429,944)
Transfer Out Shared Contractual Services	(393,124)	(127,000)	(127,000)	-
Transfer to ARP (Unused from FY 22)	-	(25,680)	(25,680)	-
Interest Expense	(55,815)	-	-	-
<b>TOTAL NON-OPERATING REVENUES (EXPENSES)</b>	<b>356,329</b>	<b>(1,534,756)</b>	<b>(1,534,756)</b>	<b>(1,250,425)</b>
<b>NET INCOME (LOSS)</b>	<b>180,312</b>	<b>(408,368)</b>	<b>543,531</b>	<b>306,817</b>
<b>CHANGES IN WORKING CAPITAL</b>				
<b>NET INCOME (LOSS)</b>	<b>180,312</b>	<b>(408,368)</b>	<b>543,531</b>	<b>306,817</b>
<b>SOURCES (USES) OF WORKING CAPITAL</b>				
Additions to Fixed Assets- Transfer Out to Capital	-	(1,244,050)	(1,244,050)	(1,084,382)
<b>TOTAL SOURCES (USES) OF WORKING CAPITAL</b>	<b>-</b>	<b>(1,244,050)</b>	<b>(1,244,050)</b>	<b>(1,084,382)</b>
<b>NET INCREASE (DECREASE) IN WORKING CAPITAL</b>	<b>180,312</b>	<b>(1,652,418)</b>	<b>(700,519)</b>	<b>(777,565)</b>
<b>BEGINNING FUND BALANCE</b>	<b>3,150,191</b>	<b>3,330,503</b>	<b>3,330,503</b>	<b>2,629,984</b>
<b>*ENDING FUND BALANCE</b>	<b>\$ 3,330,503</b>	<b>\$ 1,678,085</b>	<b>\$ 2,629,984</b>	<b>\$ 1,852,419</b>

# Water

	ACTUAL 2021-2022	BUDGET 2022-2023	ESTIMATED 2022-2023	BUDGET 2023-2024
<b>PERSONNEL SERVICES</b>				
Salaries	260,942	206,359	206,359	213,280
Retirement Plan	56,330	41,159	41,159	45,041
Group Insurance	50,658	33,187	33,187	36,547
Worker Compensation	12,626	4,216	4,216	4,382
Liability Insurance	15,780	-	-	-
Overtime	22,424	8,000	8,000	8,000
Social Security	23,130	16,589	16,589	17,246
Car Allowance	-	-	-	-
Other Benefits	-	-	-	-
Standby	11,709	-	-	-
Special Pay	5,654	-	-	-
Certification Pay	150	2,495	2,495	2,495
2021 Winter Storm	-	-	-	-
Longevity Pay	13,869	6,726	6,726	7,722
<b>Total Personnel Services</b>	<b>473,272</b>	<b>318,732</b>	<b>318,732</b>	<b>334,713</b>
<b>SUPPLIES</b>				
Office Supplies	501	3,500	3,500	3,000
Operating Supplies	41,760	30,500	30,500	39,000
Repairs & Maintenance - Internal	49,798	136,400	136,400	136,400
Misc. Supplies	18,568	15,000	15,000	15,000
Water Conservation Program	-	2,000	2,000	2,000
<b>Total Supplies</b>	<b>110,627</b>	<b>187,400</b>	<b>187,400</b>	<b>195,400</b>
<b>CONTRACTUAL SERVICES</b>				
Professional Services	20,266	20,555	20,555	50,555
Contractual Services	235,114	297,735	297,735	369,490
Utilities - Telephone	12,609	-	-	17,000
Utilities - Gas, Water, Electric	100,434	-	-	100,000
Printing	2,070	3,000	3,000	3,000
Advertising	2,873	5,000	5,000	5,000
Repairs and Maintenance - External	1,766,680	145,000	145,000	145,000
Equipment Rental	-	1,500	1,500	1,500
Travel	3,296	7,000	7,000	10,000
Membership, Dues & Licenses	676	2,000	2,000	2,000
Liability Insurance	-	14,095	14,095	30,000
<b>Total Contractual Services</b>	<b>2,144,018</b>	<b>495,885</b>	<b>495,885</b>	<b>733,545</b>
<b>CAPITAL OUTLAY</b>				
Vehicles	-	-	-	-
Other Machinery & Equipment	-	-	-	200,000
Water Rights	-	-	-	140,000
Improvements	-	-	-	250,000
American Rescue Plan	-	-	-	-
<b>Total Capital Outlay</b>	<b>-</b>	<b>-</b>	<b>-</b>	<b>590,000</b>
<b>TOTAL EXPENSES</b>	<b>\$ 2,727,917</b>	<b>\$ 1,002,017</b>	<b>\$ 1,002,017</b>	<b>\$ 1,853,658</b>

# Water Supplies

Water	FY 2023	FY 2024	Difference
<b><u>Office Supplies</u></b>			
Normal Office supplies	3,500	3,000	(500)
	<b>\$ 3,500</b>	<b>\$ 3,000</b>	<b>\$ (500)</b>
<b><u>Operating Supplies</u></b>			
Fuel 40% allocation	9,000	9,000	-
New meters	11,500	15,000	3,500
Hand tools, nuts, bolts, clamps	10,000	15,000	5,000
	<b>\$ 30,500</b>	<b>\$ 39,000</b>	<b>\$ 8,500</b>
<b><u>Repairs and Maintenance - Internal</u></b>			
Oil, brake fluid, wiper fluid, filters, lubricants	1,400	1,400	-
Replacement water meters, curb stops, lateral lines	40,000	40,000	-
Repairs and maintenance for vehicles & equipment	5,000	5,000	-
Replacement fire hydrants, Storz connectors	90,000	90,000	-
	<b>\$ 136,400</b>	<b>\$ 136,400</b>	<b>\$ -</b>
<b><u>Miscellaneous Supplies</u></b>			
Other unplanned supplies	15,000	15,000	-
	<b>\$ 15,000</b>	<b>\$ 15,000</b>	<b>\$ -</b>
<b><u>Conservation</u></b>			
Rebates for low flow toilets, HE washers	1,000	1,000	-
Rebates for rainbarrels and xeriscaping	1,000	1,000	-
	<b>\$ 2,000</b>	<b>\$ 2,000</b>	<b>\$ -</b>
<b>TOTAL</b>	<b>\$ 187,400</b>	<b>\$ 195,400</b>	<b>\$ 8,000</b>

# Water Contractual

Water	FY 2023	FY 2024	Difference
<b><u>Professional Services</u></b>			
EAP and Cafeteria Plan	555	555	-
Engineering Service	20,000	50,000	30,000
	<b>\$ 20,555</b>	<b>\$ 50,555</b>	<b>\$ 30,000</b>
<b><u>Contractual Services</u></b>			
Uniforms	6,000	6,000	-
H2O Samples	4,700	5,000	300
Meter Reading Maintenance	10,000	10,000	-
EAA Program and Management Fees	160,000	160,000	-
TCEQ Sampling	10,700	10,700	-
Cathodic Protection	1,145	-	(1,145)
SAWS Interconnect	6,000	6,600	600
Water System Fee	6,150	6,150	-
Annual Meter Replacement Program	23,000	-	(23,000)
Tank Inspections	15,000	20,000	5,000
Quadiant/Neofund	17,040	17,040	-
SCADA System	6,500	6,500	-
Chlorine	6,500	6,500	-
Leak detection program	-	30,000	30,000
Tank cleaning	-	-	-
Emergency Contractual Service	10,000	70,000	60,000
Incode	15,000	15,000	-
	<b>\$ 297,735</b>	<b>\$ 369,490</b>	<b>\$ 71,755</b>
<b>Utilities -Telephone</b>	-	17,000	17,000
<b>Utilities - Water &amp; Electric</b>	-	100,000	100,000
<b>Printing</b>	3,000	3,000	-
<b>Advertising</b>	5,000	5,000	-
<b>Repairs and Maintenance - External</b>	145,000	145,000	-
<b>Equipment Rental</b>	1,500	1,500	-
<b>Travel - Training</b>	7,000	10,000	3,000
<b>Membership, Dues &amp; Licenses</b>	2,000	2,000	-
<b>Liability</b>	14,095	40,000	25,905
<b>TOTAL</b>	<b>\$ 495,885</b>	<b>\$ 743,545</b>	<b>\$ 247,660</b>

# Water Capital

- Excavator Trailer
  - \$50,000
- Replace Water Mains
  - \$250,000
- Water Rights
  - \$140,000
- Backhoe
  - \$150,000

# Sewer

	ACTUAL	BUDGET	ESTIMATED	BUDGET
	2021-2022	2022-2023	2022-2023	2023-2024
<b>PERSONNEL SERVICES</b>				
Salaries	80,904	51,590	51,590	53,320
Retirement Plan	15,250	11,429	11,429	12,407
Group Insurance	14,595	8,297	8,297	9,137
Worker Compensation	4,798	1,171	1,171	1,207
Liability Insurance	24,115	-	-	-
Overtime	60	8,000	8,000	8,000
Social Security	6,340	4,606	4,606	4,751
Standby	-	-	-	-
Special Pay	1,348	-	-	-
Certification Pay	42	624	624	778
Longevity Pay	2,905	1,682	1,682	1,930
<b>Total Personnel Services</b>	<b>150,357</b>	<b>87,398</b>	<b>87,398</b>	<b>91,530</b>
<b>SUPPLIES</b>				
Office Supplies	-	200	200	-
Operating Supplies	-	5,000	5,000	5,000
Repairs & Maintenance - Internal	-	27,500	27,500	27,500
Misc. Supplies	-	5,000	5,000	27,500
<b>Total Supplies</b>	<b>-</b>	<b>37,700</b>	<b>37,700</b>	<b>60,000</b>
<b>CONTRACTUAL SERVICES</b>				
Professional Services	5,070	25,555	25,555	50,555
Contractual Services	1,700,869	1,977,787	1,977,787	1,977,787
Utilities - Telephone	-	-	-	-
Utilities - Gas, Water, Electric	542	-	-	-
Printing	-	-	-	-
Advertising	-	-	-	-
Repairs and Maintenance - External	352,098	60,000	60,000	60,000
Liability Insurance	-	2,080	2,080	10,000
Travel	-	-	-	-
Sewer Surcharge	10,722	14,000	14,000	14,000
<b>Total Contractual Services</b>	<b>2,069,301</b>	<b>2,079,422</b>	<b>2,079,422</b>	<b>2,112,342</b>
<b>CAPITAL OUTLAY</b>				
Improvements	-	-	-	494,382
<b>Total Capital Outlay</b>	<b>-</b>	<b>-</b>	<b>-</b>	<b>494,382</b>
<b>TOTAL EXPENSES</b>	<b>\$ 2,219,658</b>	<b>\$ 2,204,520</b>	<b>\$ 2,204,520</b>	<b>\$ 2,758,254</b>



# Sewer Supplies

Sewer	FY 2023	FY 2024	Difference
<b><u>Office Supplies</u></b>			
Normal supplies	200	-	-
	<b>\$ 200</b>	<b>\$ -</b>	<b>\$ -</b>
<b><u>Operating Supplies</u></b>			
Personal Protection Equipment	5,000	5,000	-
	<b>\$ 5,000</b>	<b>\$ 5,000</b>	<b>\$ -</b>
<b><u>Repairs and Maintenance - Internal</u></b>			
Sewer main parts	20,000	20,000	-
Sewer camera repairs	1,500	1,500	-
Repair for vehicles & equipment	6,000	6,000	-
	<b>\$ 27,500</b>	<b>\$ 27,500</b>	<b>\$ -</b>
<b><u>Miscellaneous Supplies</u></b>			
Manhole lids, PVC pipe	2,500	25,000	22,500
Hand tools, clamps, fasteners, nuts, bolts	2,500	2,500	-
	<b>\$ 5,000</b>	<b>\$ 27,500</b>	<b>\$ 22,500</b>
<b>TOTAL</b>	<b>\$ 37,700</b>	<b>\$ 60,000</b>	<b>\$ 22,500</b>

# Sewer Contractual

Sewer	FY 2022	FY 2023	Difference
<b><u>Professional Services</u></b>			
EAP and Cafeteria Plan	555	555	-
Engineering Service	25,000	50,000	25,000
	<b>\$ 25,555</b>	<b>\$ 50,555</b>	<b>\$ 25,000</b>
<b><u>Contractual</u></b>			
SAWS Sewer Service	1,710,747	1,710,747	-
Sewer video program	250,000	250,000	-
Quadient/Neofunds	17,040	17,040	-
	<b>\$1,977,787</b>	<b>\$ 1,977,787</b>	<b>\$ -</b>
<b>Repairs and Maintenance - External</b>	60,000	60,000	-
<b>Equipment Rental</b>	-	-	-
<b>Sewer Surcharge</b>	14,000	14,000	-
<b>Liability</b>	2,079	20,000	-
<b>TOTAL</b>	<b>\$2,079,421</b>	<b>\$ 2,122,342</b>	<b>\$ 25,000</b>

# Sewer Capital

- Replace Sewer Mains
  - \$250,000
- Replace Sewer Mains on Wurzbach
  - \$244,382 (ARP)

# Stormwater

	ACTUAL	BUDGET	ESTIMATED	BUDGET
	2021-2022	2022-2023	2022-2023	2023-2024
<b>PERSONNEL SERVICES</b>				
Salaries	87,043	-	-	-
Retirement Plan	16,073	-	-	-
Group Insurance	15,174	-	-	-
Overtime	19	-	-	-
Social Security	6,809	-	-	-
Car Allowance	312	-	-	-
Other Benefits	1,224	-	-	-
Special Pay	958	-	-	-
Certification Pay	24	-	-	-
Longevity Pay	1,773	-	-	-
<b>Total Personnel Services</b>	<b>129,409</b>	<b>-</b>	<b>-</b>	<b>-</b>
<b>SUPPLIES</b>				
Office Supplies	-	3,500	3,500	-
Operating Supplies	10,282	12,000	12,000	10,000
Repairs & Maintenance - Internal	214	10,000	10,000	10,000
<b>Total Supplies</b>	<b>10,496</b>	<b>25,500</b>	<b>25,500</b>	<b>20,000</b>
<b>Contractual Services</b>				
Professional Services	26,111	25,800	25,800	30,800
Contractual Services	25,526	109,500	109,500	56,500
Telephone	710			
Printing	2,077	3,000	3,000	3,000
Repairs and Maintenance - External	122,107	20,000	20,000	50,000
Travel	-	3,000	3,000	5,000
Membership, Dues & Licenses	-	200	200	300
Liability Insurance	-	2,079	2,079	10,000
<b>Total Contractual Services</b>	<b>176,531</b>	<b>163,579</b>	<b>163,579</b>	<b>155,600</b>
<b>CAPITAL OUTLAY</b>				
Vehicles	-	-	-	-
Improvements	-	633,167	-	-
<b>Total Capital Outlay</b>	<b>-</b>	<b>633,167</b>	<b>-</b>	<b>-</b>
<b>TOTAL EXPENSES</b>	<b>\$ 316,436</b>	<b>\$ 822,246</b>	<b>\$ 189,079</b>	<b>\$ 175,600</b>

# Storm Water Supplies

Stormwater	FY 2023	FY 2024	Difference
<b><u>Office Supplies</u></b>			
Normal supplies	3,500	-	-
	<b>\$ 3,500</b>	<b>\$ -</b>	<b>\$ -</b>
<b><u>Operating Supplies</u></b>			
Fuel 10% allocation	7,000	5,000	(2,000)
Supplies for lawnmowers/trimmers	5,000	5,000	-
	<b>\$ 12,000</b>	<b>\$ 10,000</b>	<b>\$ (2,000)</b>
<b><u>Repairs and Maintenance - Internal</u></b>			
Oil, fluids, liubricant, brooms	10,000	10,000	-
	<b>\$ 10,000</b>	<b>\$ 10,000</b>	<b>\$ -</b>
<b><u>Miscellaneous Supplies</u></b>			
None	-	-	-
	<b>\$ -</b>	<b>\$ -</b>	<b>\$ -</b>
<b>TOTAL</b>	<b>\$ 25,500</b>	<b>\$ 20,000</b>	<b>\$ (2,000)</b>

# Storm Water Contractual

Stormwater	FY 2023	FY 2024	Difference
<b><u>Professional Services</u></b>			
EAP and Cafeteria Plan	800	800	-
Engineering Service	25,000	30,000	5,000
	<b>\$ 25,800</b>	<b>\$ 30,800</b>	<b>\$ 5,000</b>
<b><u>Contractual</u></b>			
Uniforms	1,500	1,500	-
Debris Removal from Street Sweeping	25,000	15,000	(10,000)
Street Sweeper Maintenance	20,000	-	(20,000)
Repairs to drainage system	58,000	40,000	(18,000)
Mapping	5,000	-	(5,000)
	<b>\$ 109,500</b>	<b>\$ 56,500</b>	<b>\$ (53,000)</b>
<b>Printing</b>	3,000	3,000	-
<b>Travel - Training</b>	3,000	5,000	2,000
<b>Repairs and Maintenance - External</b>	20,000	50,000	30,000
<b>Membership, Dues, Licenses</b>	200	300	100
<b>Liability</b>	2,079	20,000	17,921
<b>TOTAL</b>	<b>\$ 163,579</b>	<b>\$ 165,600</b>	<b>\$ 2,021</b>

# Red Light Camera

# Red Light Camera Budget Summary

	ACTUAL 2021-2022	BUDGET 2021-2022	ESTIMATED 2022-2023	BUDGET 2023-2024
<b>BEGINNING FUND BALANCE</b>	<b>\$600,453</b>	<b>\$919,759</b>	<b>\$919,759</b>	<b>\$881,186</b>
<b>Revenues</b>				
Red Light Camera Fines	1,971,249	2,234,341	1,971,000	1,895,872
Red Light Camera Late Fees	191,485	200,000	200,000	200,000
Interest	-	3,000	35,000	25,000
<b>Total Revenue</b>	<b>2,162,733</b>	<b>2,437,341</b>	<b>2,206,000</b>	<b>2,120,872</b>
<b>Other Funding Sources</b>				
ARP Funds	-	3,007	-	-
Fund Balance	-	-	-	-
<b>Total Other Funding Sources</b>	<b>-</b>	<b>3,007</b>	<b>-</b>	<b>-</b>
<b>TOTAL RESOURCES</b>	<b>\$ 2,763,186</b>	<b>\$ 3,360,107</b>	<b>\$ 3,125,759</b>	<b>\$ 3,002,058</b>
<b>Expenditures</b>				
Personnel Services	942,545	887,000	887,000	940,485
Supplies	9,853	4,000	4,000	12,950
Contractual Services	891,029	901,000	901,000	940,997
Capital Outlay	-	-	-	440,738
<b>Total Expenditures</b>	<b>1,843,427</b>	<b>1,792,000</b>	<b>1,792,000</b>	<b>2,335,170</b>
<b>Other Financing Uses</b>				
Shared Personnel Services to GF-RLC	-	326,574	326,574	362,612
Transfer to Capital-Traffic Safety	-	126,000	126,000	-
<b>Total Other Financing Uses</b>	<b>-</b>	<b>452,574</b>	<b>452,574</b>	<b>362,612</b>
<b>TOTAL EXPENDITURES</b>	<b>\$ 1,843,427</b>	<b>\$ 2,244,574</b>	<b>\$ 2,244,574</b>	<b>\$ 2,697,783</b>
<b>ENDING FUND BALANCE</b>	<b>\$ 919,759</b>	<b>\$ 1,115,534</b>	<b>\$ 881,186</b>	<b>\$ 304,275</b>



# Red Light Camera

	ACTUAL 2021-2022	BUDGET 2022-2023	ESTIMATED 2022-2023	BUDGET 2023-2024
<b>PERSONNEL SERVICES</b>				
Salaries	368,995	404,186	404,186	415,024
Retirement Plan	67,132	82,397	82,397	89,204
Group Insurance	42,096	49,781	49,781	54,821
Worker Compensation	11,410	9,996	9,996	10,280
Unemployment Compensation	1,031	-	-	-
Overtime	2,301	-	-	-
Social Security	27,046	33,211	33,211	34,155
Clothing Allowance	1,547	4,200	4,200	5,700
Stand - By	-	6,240	6,240	6,240
Special Pay	12,176	-	-	-
Certification Pay	31	19,500	19,500	19,500
Longevity Pay	1,679	1,597	1,597	7,335
Shared Services General Fund	-	326,574	326,574	-
<b>Total Personnel Services</b>	<b>535,444</b>	<b>937,682</b>	<b>937,682</b>	<b>642,258</b>
<b>SUPPLIES</b>				
Office Supplies	1,165	1,500	1,500	150
Operating Supplies	-	2,500	2,500	3,000
<b>Total Supplies</b>	<b>1,165</b>	<b>4,000</b>	<b>4,000</b>	<b>3,150</b>
<b>CONTRACTUAL SERVICES</b>				
Professional Services	16,403	1,000	1,000	1,000
Contractual Services	859,123	900,000	900,000	886,000
Utilities - Telephone	-	-	-	-
Utilities - Gas, Water, Electric	-	-	-	-
Printing	-	-	-	-
Advertising	36	-	-	-
Repairs and Maintenance - External	-	-	-	-
<b>Total Contractual Services</b>	<b>875,562</b>	<b>901,000</b>	<b>901,000</b>	<b>887,000</b>
<b>TOTAL EXPENDITURES</b>	<b>\$ 1,412,171</b>	<b>\$ 1,842,682</b>	<b>\$ 1,842,682</b>	<b>\$ 1,532,408</b>

# Red Light Camera Supplies

Red Light Camera	FY 2023	FY 2024	Difference
<b><u>Office Supplies</u></b>			
Foray board/ Expo Markers/ Self ink Stamps	1,500	150	(1,350)
	<b>\$ 1,500</b>	<b>\$ 150</b>	<b>\$ (1,350)</b>
<b><u>Operating Supplies</u></b>			
Hole Punch/ Pens/Folders/Scissors/Legal pad	300	300	-
Toner	600	600	-
Batteries	500	500	-
Expendable Traffic Equipment	1,100	1,600	500
	<b>\$ 2,500</b>	<b>\$ 3,000</b>	<b>\$ 500</b>
<b>TOTAL</b>	<b>\$ 4,000</b>	<b>\$ 3,150</b>	<b>\$ 1,000</b>

# Red Light Camera Contractual

Red Light Camera	FY 2023	FY 2024	Difference
<b><u>Professional Services</u></b>			
EAP and Cafeteria Plan	540	540	-
New Hires	460	460	-
	<b>\$ 1,000</b>	<b>\$ 1,000</b>	<b>\$ -</b>
<b><u>Contractual Services</u></b>			
City Attorney Contract (RLC Allocation)	15,000	15,000	-
RLC ATS Contract	798,000	798,000	-
RLC Audit Fees	10,000	10,000	-
RLC Legal Fees	10,000	10,000	-
Computer Maintenance	38,000	34,000	(4,000)
Copier Maintenance	3,000	3,000	-
High Speed Internet (For RLC Videos)	16,000	16,000	-
Police Cleaning Service	10,000	-	(10,000)
	<b>\$900,000</b>	<b>\$ 886,000</b>	<b>\$ (14,000)</b>
<b>Utilities - Telephone</b>	-	-	-
<b>Utilities - Water &amp; Electric</b>	-	-	-
<b>Printing</b>	-	-	-
<b>Advertising</b>	-	-	-
<b>Repairs and Maintenance - External</b>	-	-	-
<b>TOTAL</b>	<b>\$901,000</b>	<b>\$ 887,000</b>	<b>\$ (14,000)</b>

# Traffic Safety

	ACTUAL	BUDGET	ESTIMATED	BUDGET
	2021-2022	2022-2023	2022-2023	2023-2024
<b>PERSONNEL SERVICES</b>				
Salaries	274,438	175,083	175,083	179,547
Retirement Plan	53,266	38,502	38,502	41,602
Group Insurance	29,430	16,594	16,594	27,410
Worker Compensation	2,597	4,671	4,671	4,794
Overtime	3,555	18,000	18,000	18,000
Social Security	22,070	15,518	15,518	15,929
Clothing Allowance	2,018	2,100	2,100	3,000
Standby	3,600	3,120	3,120	3,120
Special Pay	13,960	650	650	-
Certification Pay	-	-	-	4,550
Longevity Pay	2,167	1,654	1,654	275
<b>Total Personnel Services</b>	<b>407,101</b>	<b>275,891</b>	<b>275,891</b>	<b>298,227</b>
<b>SUPPLIES</b>				
Office Supplies	-	-	-	300
Operating Supplies	693	-	-	9,000
Misc. Supplies	7,995	-	-	500
<b>Total Supplies</b>	<b>8,688</b>	<b>-</b>	<b>-</b>	<b>9,800</b>
<b>CONTRACTUAL SERVICES</b>				
Professional Services	102	-	-	1,000
Contractual Services	6,585	-	-	44,997
Utilities - Telephone	144	-	-	-
Repairs and Maintenance - Ex	8,636	-	-	8,000
Travel	-	-	-	-
<b>Total Contractual Services</b>	<b>15,467</b>	<b>-</b>	<b>-</b>	<b>53,997</b>
<b>CAPITAL OUTLAY</b>				
Vehicles	-	-	-	210,000
Other Machinery & Equipment	-	-	-	230,738
<b>Total Capital Outlay</b>	<b>-</b>	<b>-</b>	<b>-</b>	<b>440,738</b>
<b>TOTAL EXPENDITURES</b>	<b>\$ 431,256</b>	<b>\$ 275,891</b>	<b>\$ 275,891</b>	<b>\$ 802,762</b>

# Traffic Safety Supplies

Traffice Safety	FY 2023	FY 2024	Difference
<b><u>Office Supplies</u></b>			
Computer cables/ HDMI, Misc Equipment	-	300	300
	\$ -	\$ 300	\$ 300
<b><u>Operating Supplies</u></b>			
Radar Equipment/Laptop equipment	-	2,264	2,264
Traffic Vehicles Lights/Accessories and Traffic Cones	-	5,335	5,335
Investigative Equipment/Tools	-	1,400	1,400
	\$ -	\$ 8,999	\$ 8,999
<b><u>Miscellaneous Supplies</u></b>			
SD Card, Batteries	-	200	200
Printer Cables	-	75	75
Flares	-	225	225
	\$ -	\$ 500	\$ 500
<b>TOTAL</b>	<b>\$ -</b>	<b>\$ 9,799</b>	<b>\$ 9,799</b>

# Traffic Safety Contractual

Traffic Safety	FY 2023	FY 2024	Difference
<b><u>Professional Services</u></b>			
EAP and Cafeteria Plan	-	540	540
New Hire Expenses	-	460	460
	\$ -	\$ 1,000	\$ 1,000
<b><u>Contractual Services</u></b>			
Axon (Vehicle & Body Cameras)	-	10,000	10,000
SAT Radio Air Time	-	34,997	-
	\$ -	\$ 44,997	\$ 10,000
<b>Utilities-Telephone</b>	-	-	-
<b>Repairs and Maintenance - External</b>	-	8,000	8,000
<b>TOTAL</b>	\$ -	\$ 53,997	\$ 19,000

# Traffic Safety Capital

- Command Vehicle
  - \$80,000
- Jaws of Life
  - \$61,000
- In-Car Camera Systems
  - \$149,738
- 2 Patrol Vehicles
  - \$130,000
- School Zone Motherboard
  - \$20,000

# American Rescue Plan



# American Rescue Plan Budget Summary

	ACTUAL	BUDGET	ESTIMATED	BUDGET
	2021-2022	2022-2023	2022-2023	2023-2024
<b>BEGINNING FUND BALANCE</b>	<b>\$ 1,524,627</b>	<b>\$ 2,519,238</b>	<b>\$ 2,519,238</b>	<b>\$ 554,382</b>
<b>Revenues</b>				
ARP	1,527,460	-	-	-
Interest	5,251	-	50,000	-
<b>Total Revenue</b>	<b>1,532,711</b>	<b>-</b>	<b>50,000</b>	<b>-</b>
<b>Other Funding Sources</b>				
Fund Balance	-	-	-	-
Transfer from GF (Unused FY 2022)	-	356,902	356,902	-
Transfer from Water (Unused FY 2022)	-	25,680	25,680	-
<b>Total Other Funding Sources</b>	<b>-</b>	<b>382,582</b>	<b>382,582</b>	<b>-</b>
<b>TOTAL RESOURCES</b>	<b>\$ 3,057,338</b>	<b>\$ 2,901,820</b>	<b>\$ 2,951,820</b>	<b>\$ 554,382</b>
<b>Expenditures</b>				
Personnel Services	-	-	-	-
Supplies	-	-	-	-
Contractual Services	-	-	-	-
Capital Outlay	-	-	-	-
<b>Total Expenditures</b>	<b>-</b>	<b>-</b>	<b>-</b>	<b>-</b>
<b>Other Financing Uses</b>				
Transfers Out	538,100	217,134	-	554,382
Transfer to Capital	-	2,397,438	2,397,438	-
<b>Total Other Financing Uses</b>	<b>538,100</b>	<b>2,614,572</b>	<b>2,397,438</b>	<b>554,382</b>
<b>TOTAL EXPENDITURES</b>	<b>\$ 538,100</b>	<b>\$ 2,614,572</b>	<b>\$ 2,397,438</b>	<b>\$ 554,382</b>
<b>ENDING FUND BALANCE</b>	<b>\$ 2,519,238</b>	<b>\$ 287,248</b>	<b>\$ 554,382</b>	<b>\$ -</b>

# American Rescue Plan Capital

- Ambulance
  - \$330,000
- Wurzbach Sewer Mains
  - \$224,382

# Crime Control and Prevention District

# Crime Control and Prevention Budget Overview

- Budget is Balanced
  - Operating Revenues - \$408,800
  - Operating Expenditures -\$352,711
- This Funds the Salary and Benefits for
  - 50% of the Assistant Police Chief
  - One Patrol Officer
  - One Investigations Sergeant

# Crime Control and Prevention Budget Summary

	ACTUAL 2021-2022	BUDGET 2022-2023	ESTIMATED 2022-2023	BUDGET 2023-2024
<b>BEGINNING FUND BALANCE</b>	<b>\$294,506</b>	<b>\$466,681</b>	<b>\$466,681</b>	<b>\$503,206</b>
<b>Revenues</b>				
Tax Revenue	362,977	363,000	363,000	403,800
Interest	2,050	500	10,000	5,000
<b>Total Revenue</b>	<b>365,027</b>	<b>363,500</b>	<b>373,000</b>	<b>408,800</b>
<b>Other Funding Sources</b>				
ARP Funds	-	3,591	-	-
Fund Balance	-	-	-	-
<b>Total Other Funding Sources</b>	<b>-</b>	<b>3,591</b>	<b>-</b>	<b>-</b>
<b>TOTAL RESOURCES</b>	<b>\$ 659,533</b>	<b>\$ 833,772</b>	<b>\$ 839,681</b>	<b>\$ 912,006</b>
<b>Expenditures</b>				
Personnel Services	192,825	253,229	253,229	261,960
Supplies	-	-	-	-
Contractual Services	27	10,100	10,100	10,100
Capital Outlay	-	-	-	-
<b>Total Expenditures</b>	<b>192,852</b>	<b>263,329</b>	<b>263,329</b>	<b>272,060</b>
<b>Other Financing Uses</b>				
Shared Personnal Services to GF	-	73,147	73,147	80,651
<b>Total Other Financing Uses</b>	<b>-</b>	<b>73,147</b>	<b>73,147</b>	<b>80,651</b>
<b>TOTAL EXPENDITURES</b>	<b>\$ 192,852</b>	<b>\$ 336,476</b>	<b>\$ 336,476</b>	<b>\$ 352,711</b>
<b>ENDING FUND BALANCE</b>	<b>\$ 466,681</b>	<b>\$ 497,297</b>	<b>\$ 503,206</b>	<b>\$ 559,295</b>

# Crime Control and Prevention Expenditures

	ACTUAL 2021-2022	BUDGET 2022-2023	ESTIMATED 2022-2023	BUDGET 2023-2024
<b>PERSONNEL SERVICES</b>				
Salaries	128,457	137,007	137,007	138,996
Retirement Plan	25,333	34,721	34,721	37,068
Group Insurance	12,417	16,594	16,594	18,274
Worker Compensation	3,008	4,212	4,212	4,272
Overtime	2,434	34,000	34,000	34,000
Social Security	10,632	13,995	13,995	14,193
Clothing Allowance	63	1,400	1,400	2,000
Standby	2,760	3,120	3,120	3,120
Special Pay	7,110	910	910	910
Certification Pay	-	6,500	6,500	6,500
Longevity Pay	612	770	770	2,627
Shared Services	-	73,147	73,147	-
<b>Total Personnel Services</b>	<b>192,825</b>	<b>326,376</b>	<b>326,376</b>	<b>261,960</b>
<b>CONTRACTUAL SERVICES</b>				
Professional Services	27	-	-	-
Contractual Services	-	10,100	10,100	10,100
<b>Total Contractual Services</b>	<b>27</b>	<b>10,100</b>	<b>10,100</b>	<b>10,100</b>
<b>TOTAL EXPENDITURES</b>	<b>\$ 192,852</b>	<b>\$ 336,476</b>	<b>\$ 336,476</b>	<b>\$ 272,060</b>

# Community Center Fund

# Community Center Budget Overview

- Budget is Balanced (with \$1,234 use of fund balance)
- Operating Revenues
  - \$155,454
- Operating Expenditures
  - \$156,688
- Capital
  - \$60,000



# Community Center Budget Summary

	ACTUAL	BUDGET	ESTIMATED	BUDGET
	2021-2022	2022-2023	2022-2023	2023-2024
<b>BEGINNING FUND BALANCE</b>	<b>\$188,873</b>	<b>\$228,025</b>	<b>\$228,025</b>	<b>\$208,358</b>
<b>Revenues</b>				
Hotel/Motel Taxes	84,186	70,000	70,000	84,000
Rental Fees	64,292	50,000	50,000	64,254
Interest	1,470	100	5,000	7,200
Miscellaneous	-	-	-	-
<b>Total Revenue</b>	<b>149,948</b>	<b>120,100</b>	<b>125,000</b>	<b>155,454</b>
<b>Other Funding Sources</b>				
ARP Funds	-	995	-	-
Fund Balance	-	23,572	-	-
<b>Total Other Funding Sources</b>	<b>-</b>	<b>24,567</b>	<b>-</b>	<b>-</b>
<b>TOTAL RESOURCES</b>	<b>338,821</b>	<b>349,120</b>	<b>353,025</b>	<b>363,812</b>
<b>Expenditures</b>				
Personnel Services	59,240	73,610	73,610	89,338
Supplies	1,003	7,500	7,500	8,000
Contractual Services	50,553	51,557	51,557	59,350
Capital Outlay	-	12,000	12,000	60,000
<b>Total Expenditures</b>	<b>110,796</b>	<b>144,667</b>	<b>144,667</b>	<b>216,688</b>
<b>Other Financing Uses</b>				
Transfer to Capital	-	-	-	-
<b>Total Other Financing Uses</b>	<b>-</b>	<b>-</b>	<b>-</b>	<b>-</b>
<b>TOTAL EXPENDITURES</b>	<b>\$ 110,796</b>	<b>\$ 144,667</b>	<b>\$ 144,667</b>	<b>\$ 216,688</b>
<b>ENDING FUND BALANCE</b>	<b>\$ 228,025</b>	<b>\$ 204,453</b>	<b>\$ 208,358</b>	<b>\$ 147,124</b>

# Community Center Expenditures

	ACTUAL 2021-2022	BUDGET 2022-2023	ESTIMATED 2022-2023	BUDGET 2023-2024
<b>PERSONNEL SERVICES</b>				
Salaries	40,973	53,112	53,112	64,474
Retirement Plan	7,359	10,081	10,081	12,882
Group Insurance	6,320	6,223	6,223	6,853
Worker Compensation	1,233	94	94	114
Liability Insurance	80	-	-	-
Social Security	3,099	4,063	4,063	4,932
Special Pay	-	-	-	-
Longevity Pay	176	38	38	83
<b>Total Personnel Services</b>	<b>59,240</b>	<b>73,610</b>	<b>73,610</b>	<b>89,338</b>
<b>SUPPLIES</b>				
Office Supplies	130	500	500	1,000
Operating Supplies	873	2,000	2,000	2,000
Repairs & Maintenance - Internal	-	4,500	4,500	4,500
Misc. Supplies	-	500	500	500
<b>Total Supplies</b>	<b>1,003</b>	<b>7,500</b>	<b>7,500</b>	<b>8,000</b>
<b>CONTRACTUAL SERVICES</b>				
Professional Services	2,399	2,110	2,110	3,500
Contractual Services	6,574	3,200	3,200	3,200
Utilities - Telephone	10,474	9,000	9,000	14,800
Utilities - Gas, Water, Electric	22,791	28,000	28,000	28,000
Printing	-	200	200	200
Advertising	2,680	2,100	2,100	2,100
Repairs and Maintenance - External	4,001	2,000	2,000	2,000
Membership, Dues & Licenses	1,223	550	550	550
Liability Insurance	410	4,397	4,397	5,000
<b>Total Contractual Services</b>	<b>50,553</b>	<b>51,557</b>	<b>51,557</b>	<b>59,350</b>
<b>CAPITAL OUTLAY</b>				
Office Equipment	-	12,000	12,000	-
Improvements	-	-	-	60,000
Other Machinery & Equipment	-	-	-	-
<b>Total Capital Outlay</b>	<b>-</b>	<b>12,000</b>	<b>12,000</b>	<b>60,000</b>
<b>TOTAL EXPENDITURES</b>	<b>\$ 110,796</b>	<b>\$ 144,667</b>	<b>\$ 144,667</b>	<b>\$ 216,688</b>

# Community Center Supplies

Community Center	FY 2023	FY 2024	Difference
<b><u>Office Supplies</u></b>			
Toner (Replaced 3 times a year)	200	200	-
Other Supplies: Pens, Highlighters, Folders, Binders Calendars, Rubber Band Etc.	300	800	500
	<b>\$ 500</b>	<b>\$ 1,000</b>	<b>\$ 500</b>
<b><u>Operating Supplies</u></b>			
Solar Light Cleaning	600	600	-
Chair cleaning	1,000	1,000	-
Miscellaneous (New Podium)	400	400	-
	<b>\$ 2,000</b>	<b>\$ 2,000</b>	<b>\$ -</b>
<b><u>Repairs and Maintenance - Internal</u></b>			
Toilet repairs \$600 est.	600	600	-
Light fixture repairs \$500 est.	500	500	-
Kitchen appliance repairs \$400 est.	400	400	-
Other misc. repairs \$2000 est.	2,000	2,000	-
Misc. \$1000 est.	1,000	1,000	-
	<b>\$ 4,500</b>	<b>\$ 4,500</b>	<b>\$ -</b>
<b><u>Miscellaneous Supplies</u></b>			
Replace Outside Rugs	500	500	-
<b>TOTAL</b>	<b>\$ 7,500</b>	<b>\$ 8,000</b>	<b>\$ 500</b>

# Community Center Contractual

Community Center	FY 2023	FY 2024	Difference
<b><u>Professional Services</u></b>			
Techlead (Off Site Back-Up & Other Repairs)	1,000	1,000	-
Security System	1,000	2,500	1,500
EAP and Cafeteria Plan	110	-	-
	<b>\$ 2,110</b>	<b>\$ 3,500</b>	<b>\$ 1,500</b>
<b><u>Contractual Services</u></b>			
Activenet Software	-	-	-
Cable/Internet Services	1,700	1,700	-
Fire Alarm	1,100	1,100	-
Pest Control	400	400	-
	<b>\$ 3,200</b>	<b>\$ 3,200</b>	<b>\$ -</b>
<b>Utilities - Telephone</b>	9,000	14,800	5,800
<b>Utilities - Water &amp; Electric</b>	28,000	28,000	-
<b>Printing</b>	200	200	-
<b>Advertising</b>	2,100	2,100	-
<b>Repairs and Maintenance - External</b>	2,000	2,000	-
<b>Memberships, Dues &amp; Licenses</b>	550	550	-
<b>Liability Insurance</b>	4,397	5,000	603
<b>TOTAL</b>	<b>\$ 51,557</b>	<b>\$ 59,350</b>	<b>\$ 7,903</b>

# Community Center Capital

- Conference Center Kitchen
  - \$60,000

# Street Maintenance Tax Fund

# Street Maintenance Budget Summary

	ACTUAL	BUDGET	ESTIMATED	BUDGET
	2021-2022	2022-2023	2022-2023	2023-2024
<b>BEGINNING FUND BALANCE</b>	<b>\$1,359,760</b>	<b>\$1,715,468</b>	<b>\$1,715,468</b>	<b>\$1,617,416</b>
<b>Revenues</b>				
Sales Taxes	816,051	799,000	832,000	832,000
Interest	6,722	4,000	36,000	30,000
<b>Total Revenue</b>	<b>822,773</b>	<b>803,000</b>	<b>868,000</b>	<b>862,000</b>
<b>Other Funding Sources</b>				
Transfer in-Water	272,399	-	-	-
Fund Balance	-	163,052	-	-
<b>Total Other Funding Sources</b>	<b>272,399</b>	<b>163,052</b>	<b>-</b>	<b>-</b>
<b>TOTAL RESOURCES</b>	<b>\$ 2,454,932</b>	<b>\$ 2,518,468</b>	<b>\$ 2,583,468</b>	<b>\$ 2,479,416</b>
<b>Expenditures</b>				
Personnel Services	-	-	-	-
Supplies	-	-	-	-
Contractual Services	739,464	966,052	966,052	720,000
<b>Total Expenditures</b>	<b>739,464</b>	<b>966,052</b>	<b>966,052</b>	<b>720,000</b>
<b>TOTAL EXPENDITURES</b>	<b>\$ 739,464</b>	<b>\$ 966,052</b>	<b>\$ 966,052</b>	<b>\$ 720,000</b>
<b>ENDING FUND BALANCE</b>	<b>\$ 1,715,468</b>	<b>\$ 1,552,416</b>	<b>\$ 1,617,416</b>	<b>\$ 1,759,416</b>

# Special Revenue Funds



# Special Revenue Funds

- Grant Fund - \$2,856
  - Law Enforcement Officer Standards and Education (LEOSE) Funds Law Enforcement Training
- Building Security Fund - \$18,000
  - Court Bailiff
- Child Safety Fund - \$5,953
  - School Crossing Guard Program
- Municipal Court Technology - \$15,000
  - Court Technology Related Items
- Debt Service - \$687,613

# Special Revenue Funds

- Police Forfeiture
  - \$253,350
- Capital
  - Video Server
    - \$54,600
  - Copier
    - \$8,750
  - 2 Patrol Vehicles
    - \$130,000
  - Undercover Police Vehicle
    - \$60,000

# Personnel

- Funds the Merit Pay System, which allows each employee a 2% merit increase on the anniversary date of their hire, if they qualify
- Funds longevity pay for all qualifying full-time City employees
  - Paid annually in November
- Does not include any Cost-of-Living Adjustment
- Includes funds for a Purchasing Agent position

# Personnel

- The proposed budget includes funding for the City's Medical Insurance Program which provides medical, dental, vision and life insurance coverage
- The program provides medical insurance to employees at no cost
- Dependent insurance cost is paid for by the employee
- Funds the retirement at 19.86% effective January 1, 2024

# Personnel

- Christmas Holidays – City is Closed
  - Friday, December 22 to Monday, January 1
    - **The City will Reopen Tuesday, January 2**
  - Does the Council want to add Juneteenth as a City holiday?

# Items Not Included in the FY 2024 Budget

- \$75,000 for a staff utilization study
- No increase in personnel for first responders
- No funds for a contractor to maintain LC-17

# Next Steps

## Possible Second Budget Workshop

- July 19, 2023
- Crime, Control & Prevention District Budget Public Hearing and Adoption
  - September 5, 2023 (start time 5:00 pm)
- Budget Public Hearing and Formal Adoption
  - September 5, 2023

# Next Steps

- Formal Adoption of the Tax Rate
  - September 19, 2023 (estimated date)



# Proposed Budget Workshop Fiscal Year 2024

Crystal Caldera, PhD

City Council Meeting  
June 20, 2023