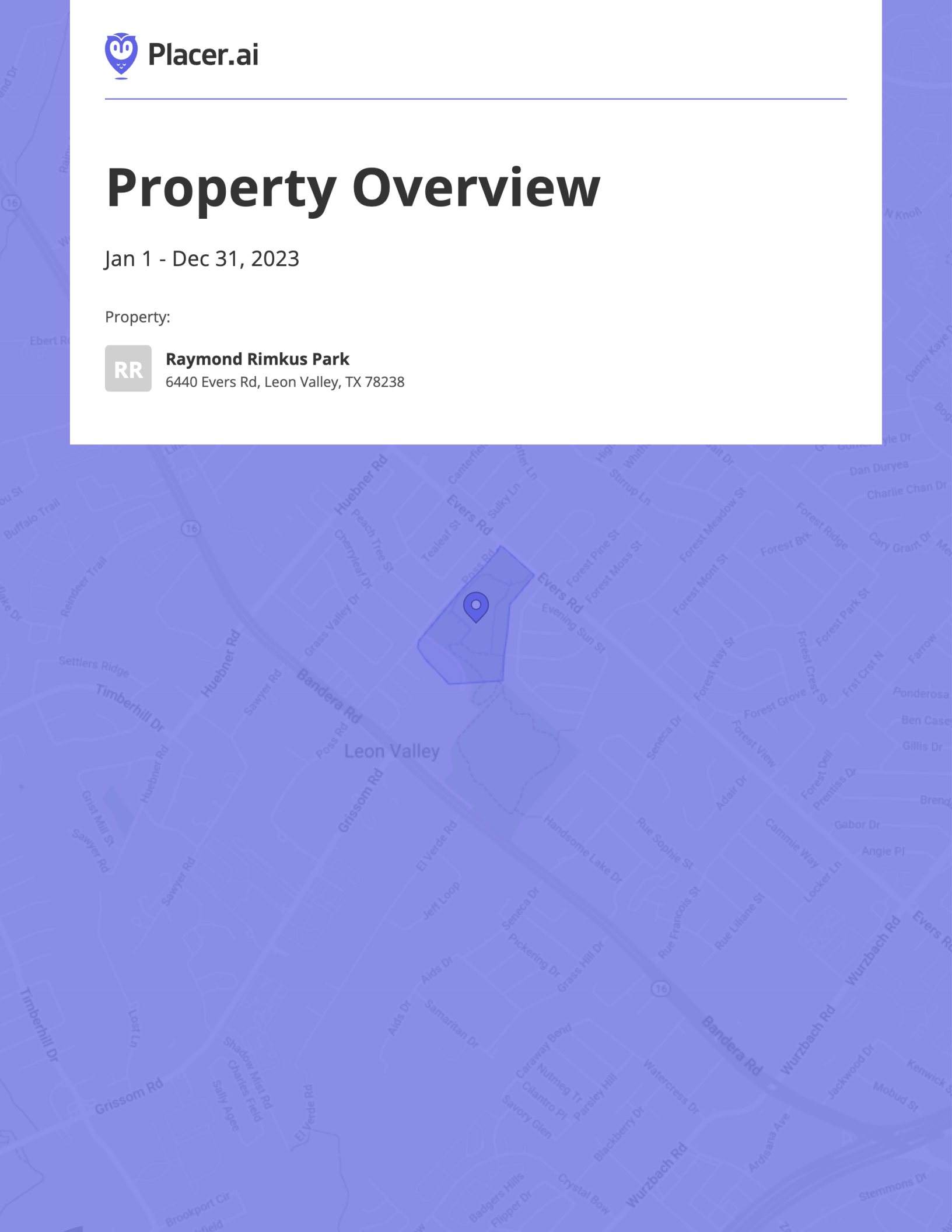


# Property Overview

Jan 1 - Dec 31, 2023

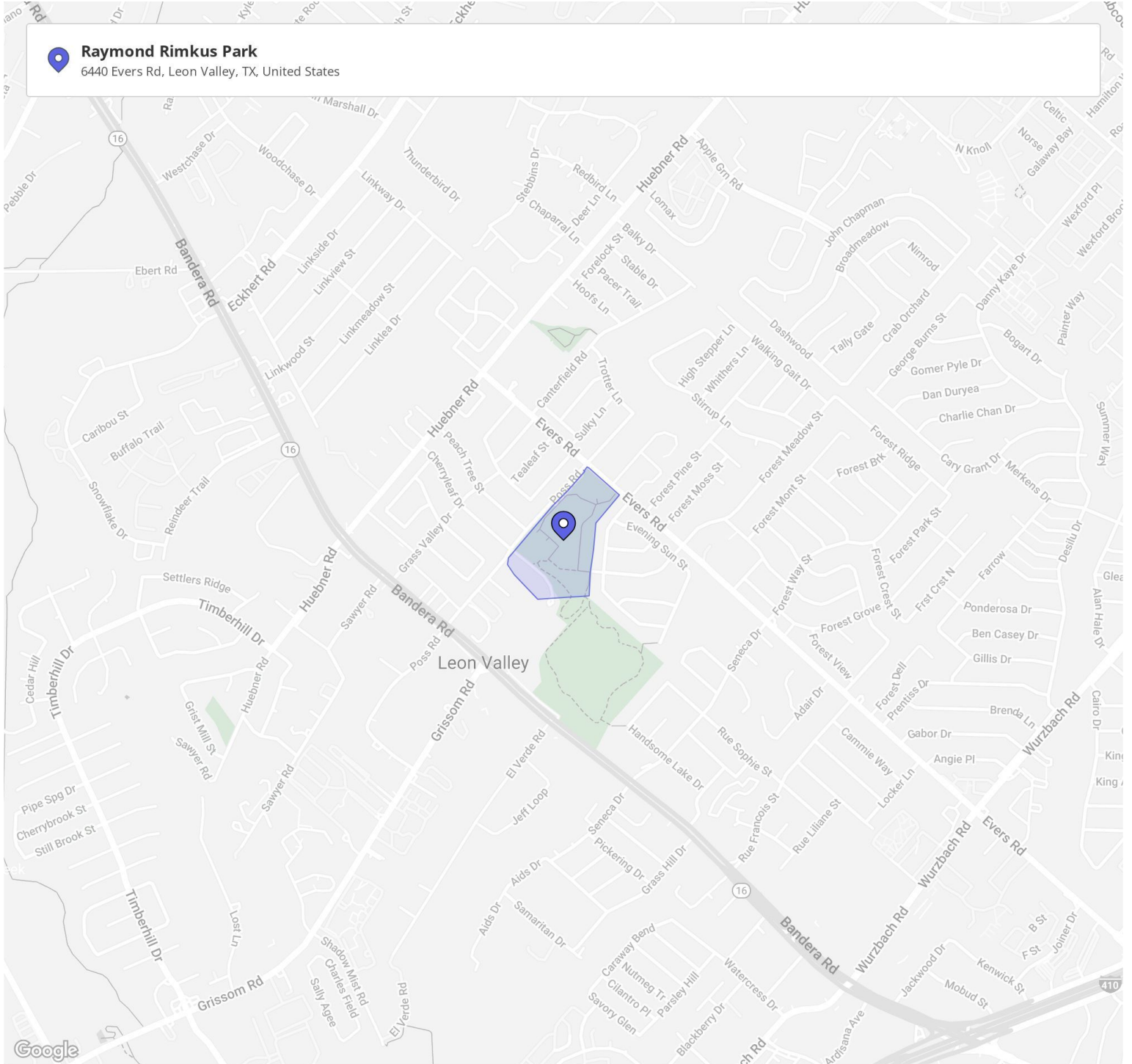
Property:

**RR** **Raymond Rimkus Park**  
6440 Evers Rd, Leon Valley, TX 78238



# Property Overview

Jan 1 - Dec 31, 2023



# Property Overview

Jan 1 - Dec 31, 2023

## Metrics

**Raymond Rimkus Park**  
6440 Evers Rd., Leon Valley, TX 78238

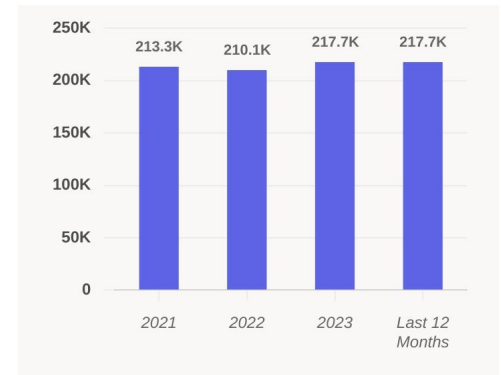
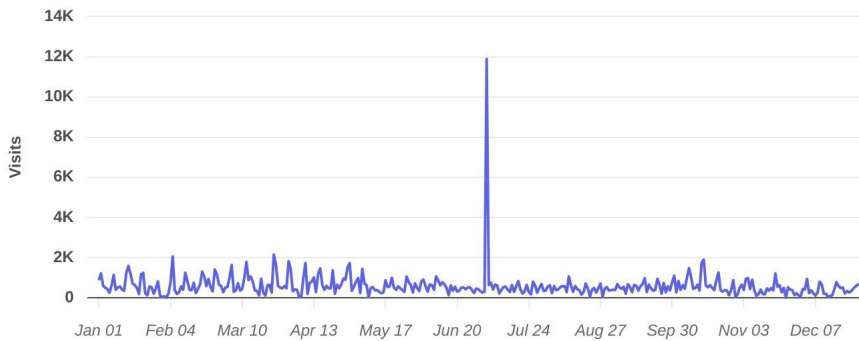
Visits	217.7K	Panel Visits	8.5K
Visits / sq ft	N/A	Visits YoY	+3.6%
Size - sq ft	N/A	Visits Yo2Y	+2.1%
Visitors	80.4K	Visits Yo3Y	+23%
Visit Frequency	2.71		

Jan 1st, 2023 - Dec 31st, 2023  
Data provided by Placer Labs Inc. ([www.placer.ai](http://www.placer.ai))



## Visits Trend

**Raymond Rimkus Park**  
Evers Rd, Leon Valley, TX



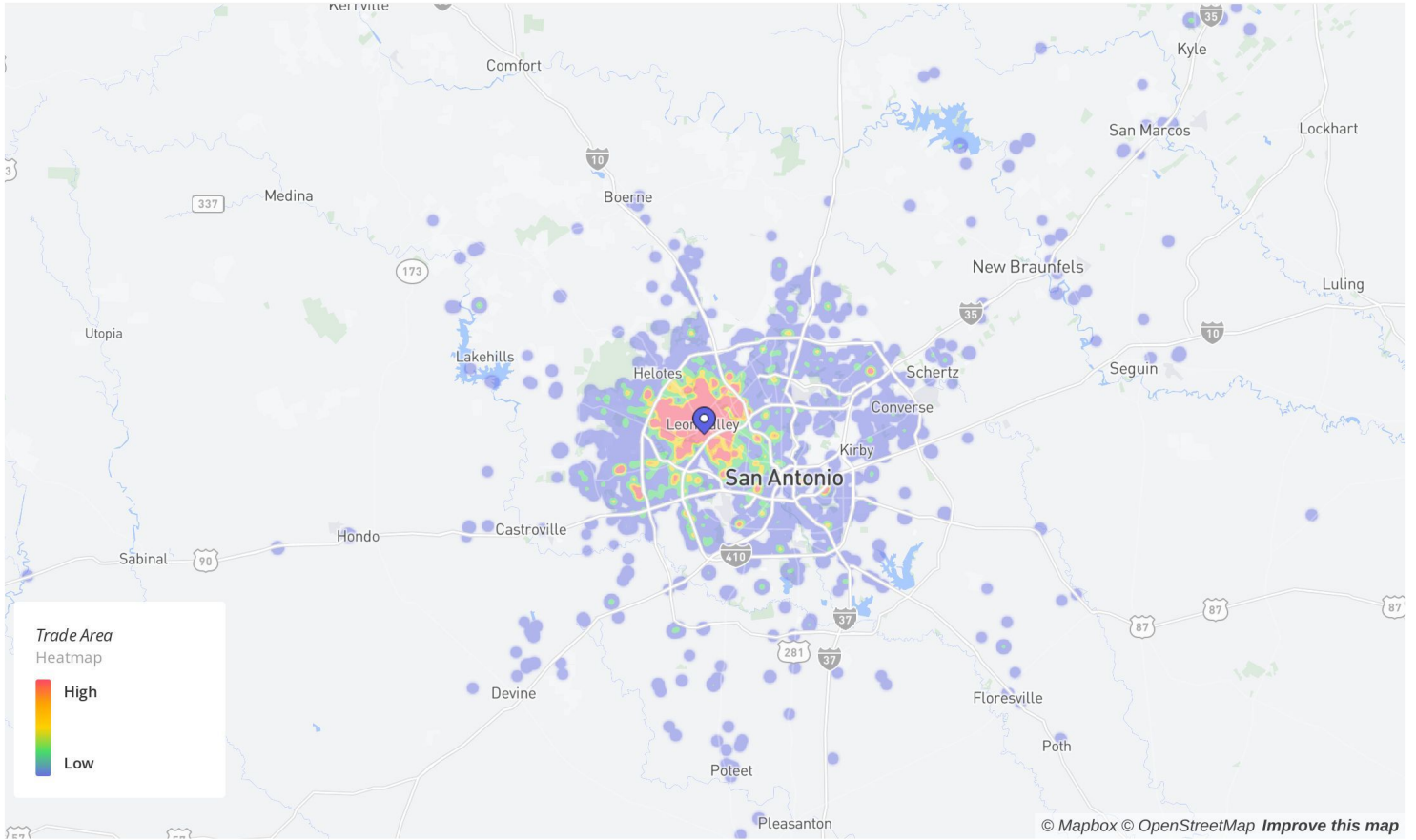
Daily | Visits | Jan 1st, 2023 - Dec 31st, 2023  
Data provided by Placer Labs Inc. ([www.placer.ai](http://www.placer.ai))



# Property Overview

Jan 1 - Dec 31, 2023

## Market Landscape



Home locations are obfuscated for privacy and randomly placed within a census block. They do not represent actual home addresses.

Jan 1st, 2023 - Dec 31st, 2023  
Data provided by Placer Labs Inc. ([www.placer.ai](http://www.placer.ai))





# Property Overview

Jan 1 - Dec 31, 2023

## Audience Overview

### Summary

Property	Median Household Income	Bachelor's Degree or Higher	Median Age	Most Common Ethnicity	Persons per Household
 <b>Raymond Rimkus Pa...</b> Evers Rd, Leon Valley, TX	\$55.3K	27.6%	32.0	Hispanic or Latino (62.3%)	2.94
 <b>Texas</b>	\$62.1K	29.9%	33.7	White (42%)	2.92

Jan 1st, 2023 - Dec 31st, 2023 | Data Source: Census 2019  
Data provided by Placer Labs Inc. ([www.placer.ai](http://www.placer.ai))



# Property Overview

Jan 1 - Dec 31, 2023

## Household Income

**Raymond Rimkus Park**  
6440 Evers Rd, Leon Valley, TX 78238

● Texas



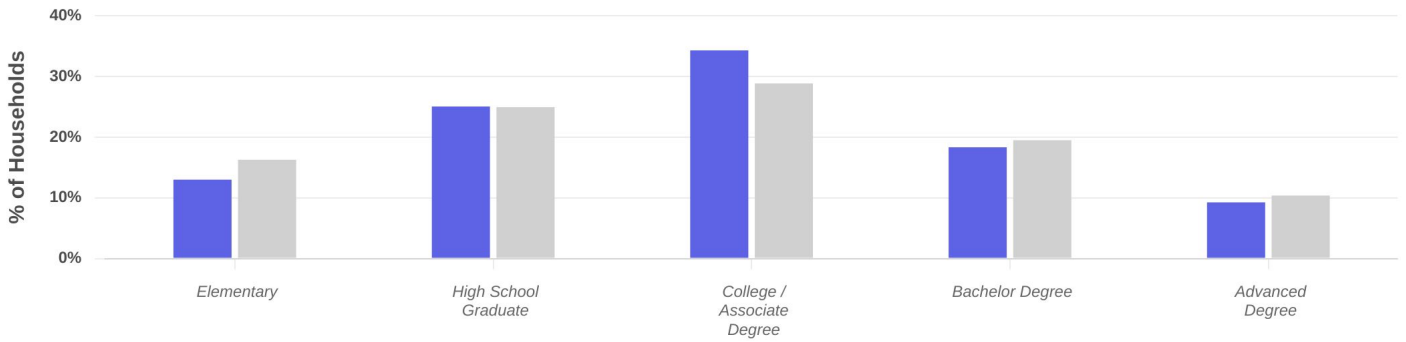
Jan 1st, 2023 - Dec 31st, 2023 | Data Source: Census 2019  
Data provided by Placer Labs Inc. ([www.placer.ai](http://www.placer.ai))



## Education

**Raymond Rimkus Park**  
6440 Evers Rd, Leon Valley, TX 78238

● Texas



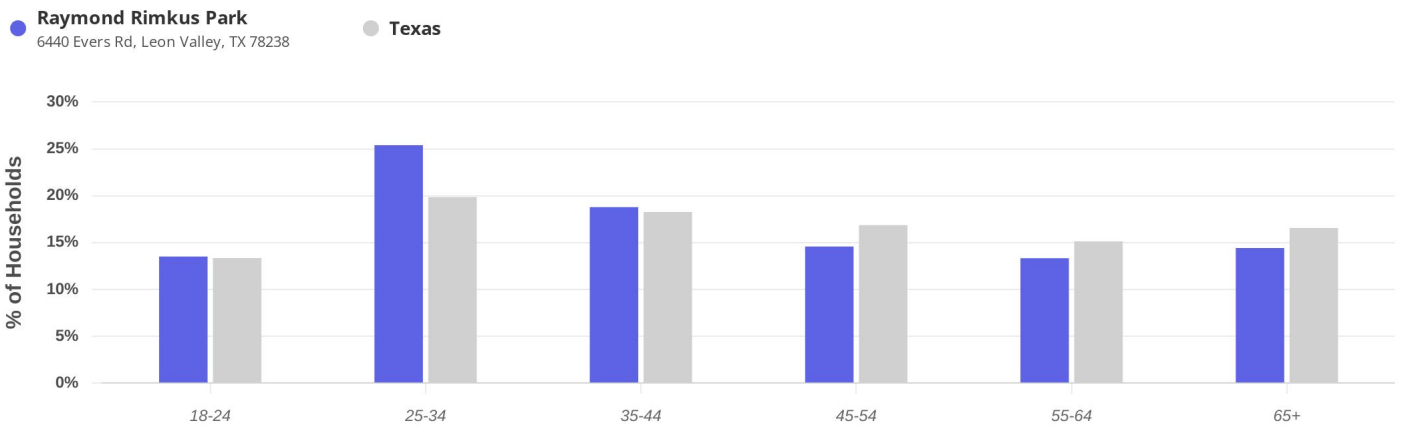
Jan 1st, 2023 - Dec 31st, 2023 | Data Source: Census 2019  
Data provided by Placer Labs Inc. ([www.placer.ai](http://www.placer.ai))



# Property Overview

Jan 1 - Dec 31, 2023

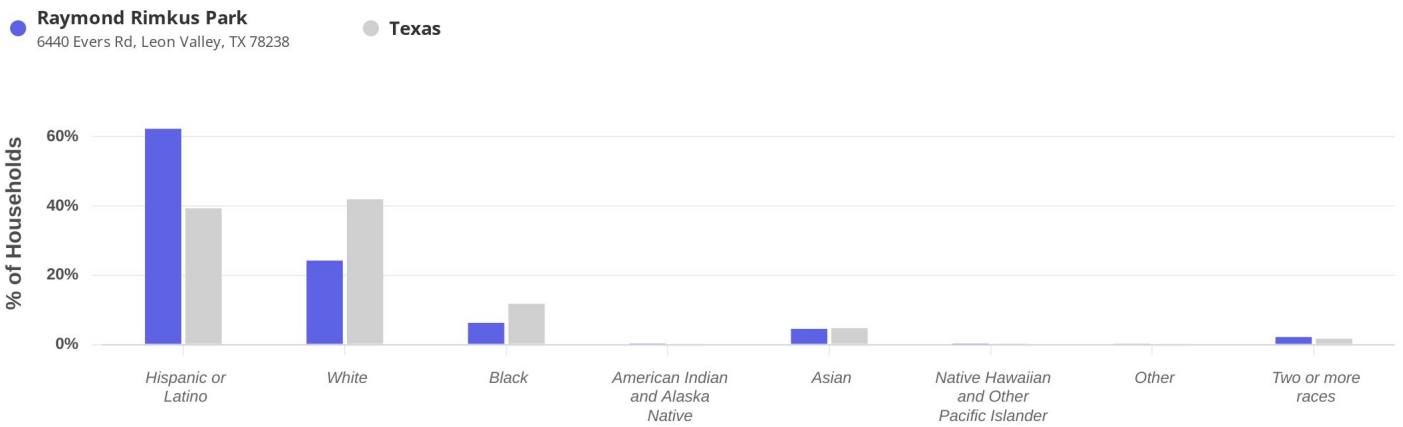
## Age



Jan 1st, 2023 - Dec 31st, 2023 | Data Source: Census 2019  
Data provided by Placer Labs Inc. ([www.placer.ai](http://www.placer.ai))



## Ethnicity



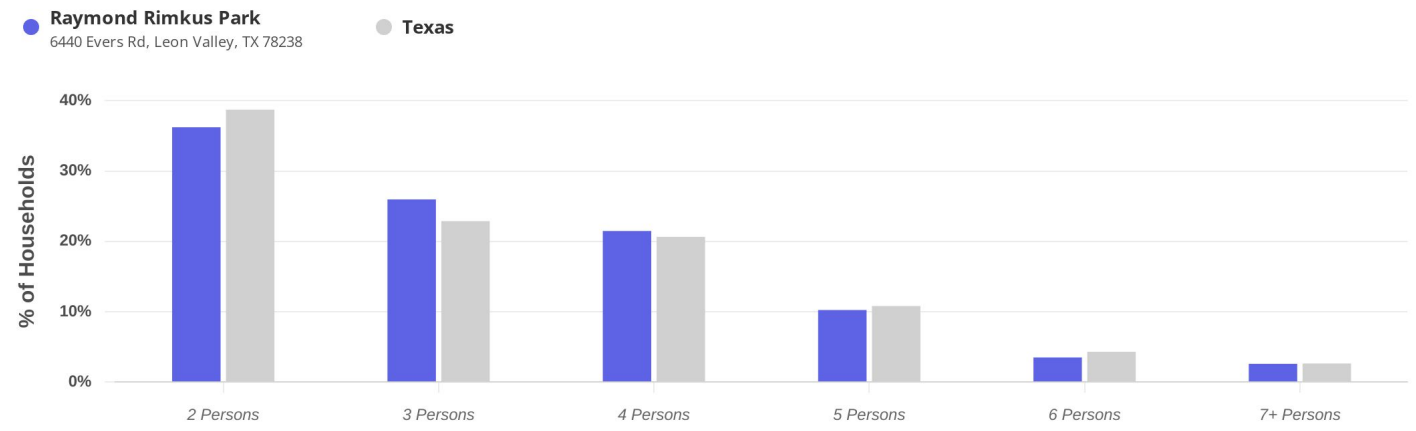
Jan 1st, 2023 - Dec 31st, 2023 | Data Source: Census 2019  
Data provided by Placer Labs Inc. ([www.placer.ai](http://www.placer.ai))



# Property Overview

Jan 1 - Dec 31, 2023

## Household Size



Jan 1st, 2023 - Dec 31st, 2023 | Data Source: Census 2019  
Data provided by Placer Labs Inc. ([www.placer.ai](http://www.placer.ai))



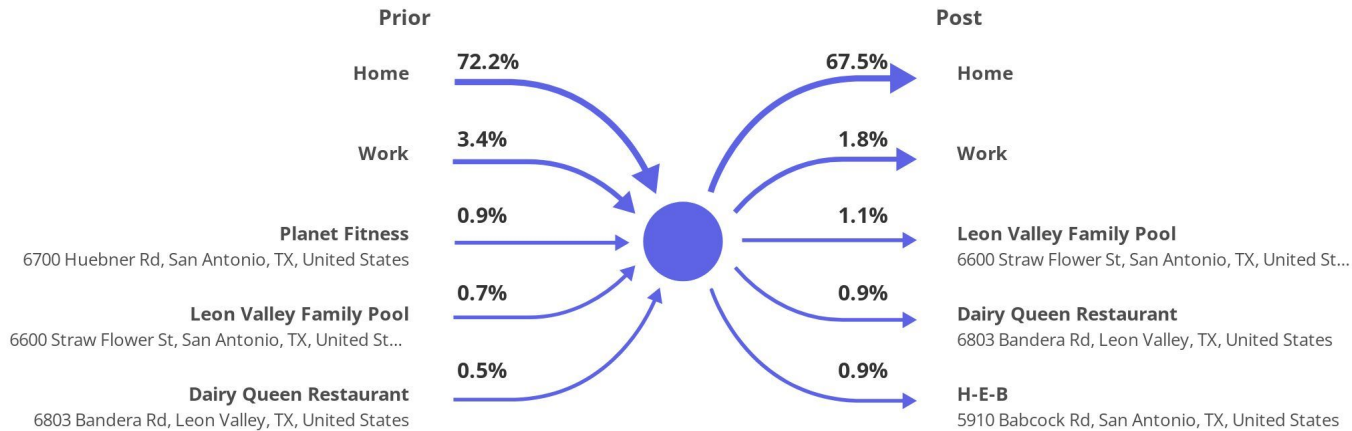


# Property Overview

Jan 1 - Dec 31, 2023

## Visitor Journey

**Raymond Rimkus Park**  
6440 Evers Rd, Leon Valley, TX 78238



Show by: | Jan 1st, 2023 - Dec 31st, 2023  
Data provided by Placer Labs Inc. (www.placer.ai)



## Favorite Places

Raymond Rimkus Park / Evers Rd, Leon Valley, TX

Rank	Name	Distance	Visitors
1	The Rim - Retail Only / 17703 La Cantera Pkwy, San Antonio, TX 78257	7.8 mi	42.1K (52.4%)
2	Ingram Park Mall / 410 Imgram Rd, San Antonio, TX 78238	2.1 mi	40.9K (50.9%)
3	Crossroads of San Antonio / 4522 Fredericksburg Road, San Antonio, TX 78201	3.9 mi	40.6K (50.5%)
4	Westover Marketplace / 8327 Raymond E. Stotzer Jr. Freeway, TX-151, San Antonio, TX 78245	4.7 mi	37.4K (46.5%)
5	Alamo Ranch / 5419 W Loop 1604 N, San Antonio, TX 78253	5.7 mi	35.6K (44.3%)
6	Bandera Heights / 7058 Bandera Rd, Leon Valley, TX 78238	0.6 mi	34.5K (43%)
7	The Shops at La Cantera / 15900 La Cantera Pkwy Suite 6698, San Antonio, TX 78256	6.5 mi	33.9K (42.2%)
8	Huebner Oaks / 11745 W Interstate 10, San Antonio, TX 78230	4 mi	33.7K (42%)
9	Park North Shopping Center / 842 Northwest Loop 410, San Antonio, TX 78216	6.8 mi	33.2K (41.3%)
10	HEB Marketplace / 5601 Bandera Rd, San Antonio, TX 78238	1.7 mi	31.4K (39.1%)

Category: All Categories | Min. Visits: 1 | Jan 1st, 2023 - Dec 31st, 2023  
Data provided by Placer Labs Inc. (www.placer.ai)

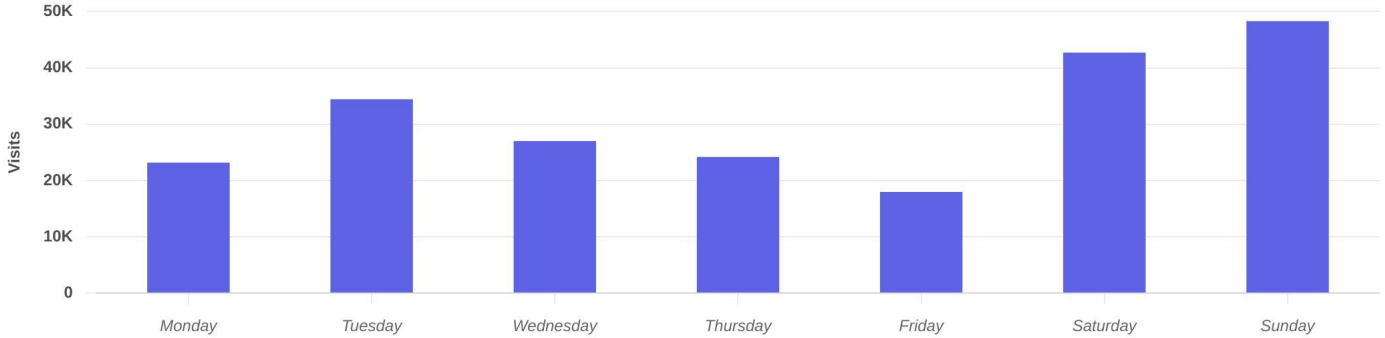


# Property Overview

Jan 1 - Dec 31, 2023

## Daily Visits

**Raymond Rimkus Park**  
6440 Evers Rd, Leon Valley, TX 78238

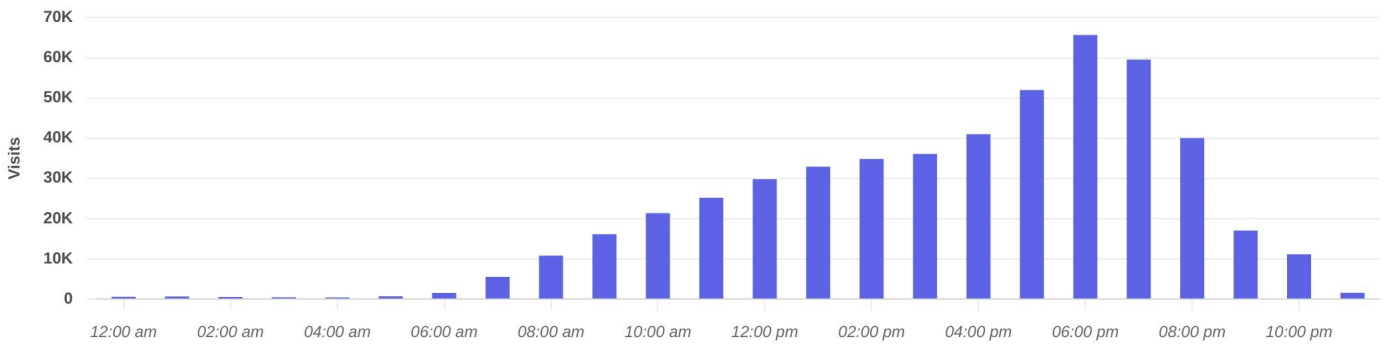


Visits | Jan 1st, 2023 - Dec 31st, 2023  
Data provided by Placer Labs Inc. ([www.placer.ai](http://www.placer.ai))



## Hourly Visits

**Raymond Rimkus Park**  
6440 Evers Rd, Leon Valley, TX 78238



Visits | Jan 1st, 2023 - Dec 31st, 2023  
Data provided by Placer Labs Inc. ([www.placer.ai](http://www.placer.ai))

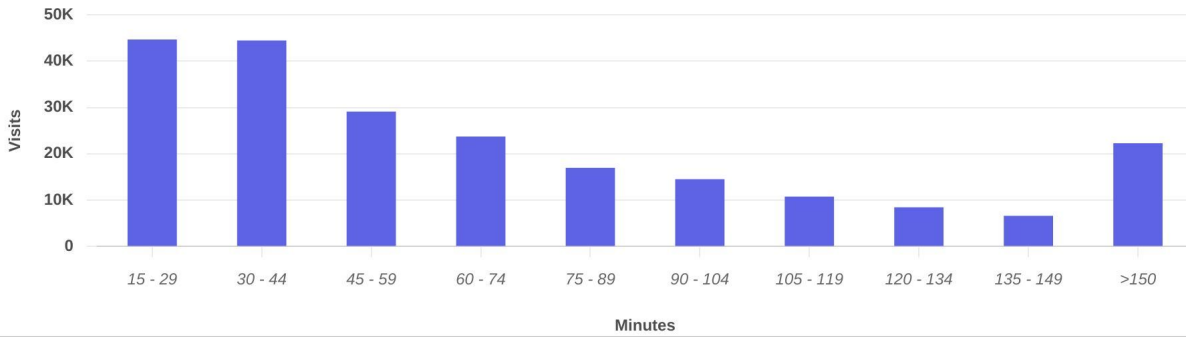


# Property Overview

Jan 1 - Dec 31, 2023

## Length of Stay

**Raymond Rimkus Park**  
6440 Evers Rd, Leon Valley, TX 78238

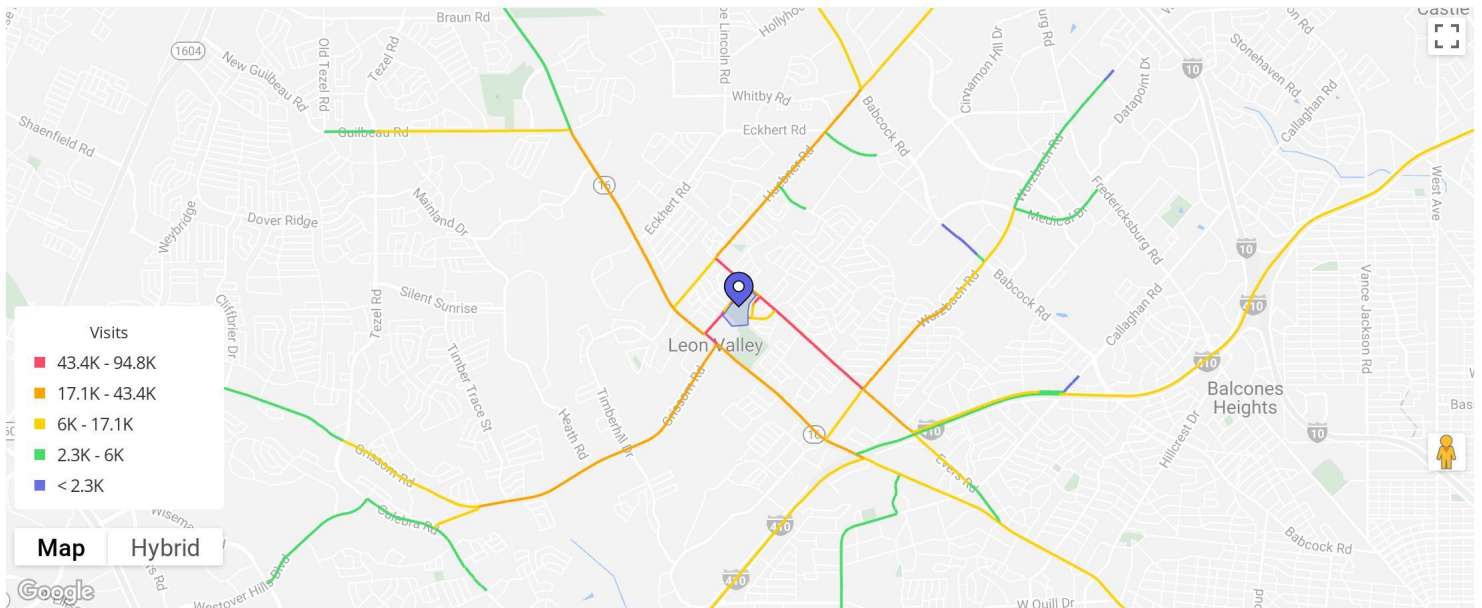


<b>Average Stay</b>	78 min
<b>Median Stay</b>	56 min

Visits | Jan 1st, 2023 - Dec 31st, 2023  
Data provided by Placer Labs Inc. ([www.placer.ai](http://www.placer.ai))



## Visitor Journey - Routes



To protect individual privacy, the beginning points shown for each route are approximations and do not represent actual home locations.

Journey Direction: To Property | Jan 1st, 2023 - Dec 31st, 2023  
Data provided by Placer Labs Inc. ([www.placer.ai](http://www.placer.ai))

