



Bexar County Outreach

September 2024

Haven's Options for Clients



North Campus Transformational Services Our Residential Program

- Average stay of 4 months, but can stay as long as needed
- Dorm-style residential living
- Clients need a U.S. form of ID and have 9 months of residency in Bexar County
- Clients commit to sobriety while on campus
- Clients are active with employment and housing plans
- Individuals and families reside here



South Campus Our Low Barrier Shelter

- Average stay of 2 months, but clients can stay as long as needed
- Everyone sleeps indoors year-round
- No ID required or proof of local residence
- Connected to housing, employment & all services needed through the Resource Center
- Clients can remain active in their addictions, but are not allowed to use at Haven
- No minors allowed

Overview of Services and programs offered by Haven and Partners

- Income and Skills Development
- Transformational Case Management
- Housing
- Transformational Campus
- Unsheltered Placement Program (UPP)
- Direct Referral Program (DRP)
- Veteran Services
- Legal Services
- Kennel
- Jail Outreach
- Street Outreach
- Continuity of Care Transition Services
- Acute Care Station



Importance of Collaborations

- Haven for Hope has a total of 89 partners.
 - 51 Campus Partners, 21 with designated office space; 30 without office space but provide services on campus.
 - Referral Partners – 31
 - 7 Community Partners
- In conjunction with many partner organizations, Haven for Hope provides, coordinates, and delivers an unparalleled system of care for clients.

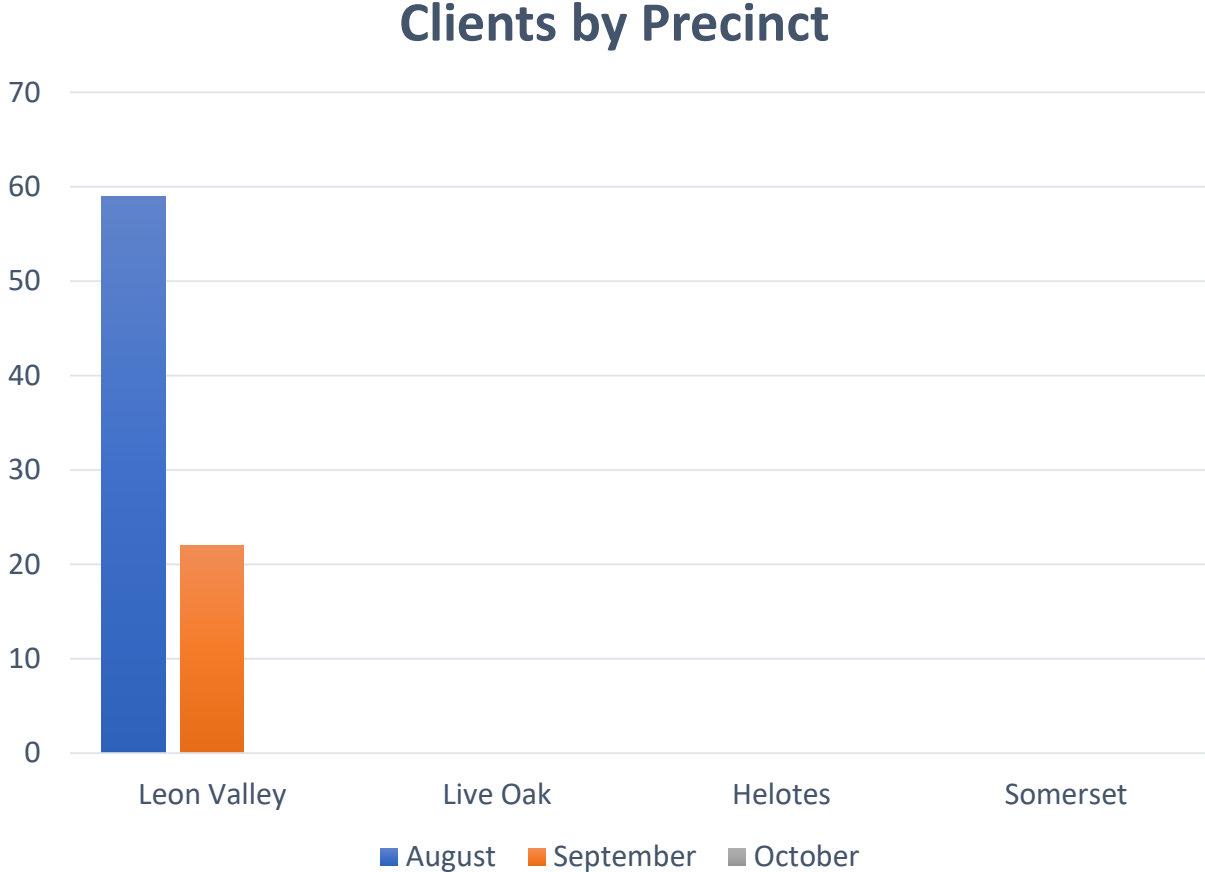


Bexar County Outreach Pilot

Number of new individuals enrolled to our street outreach program.

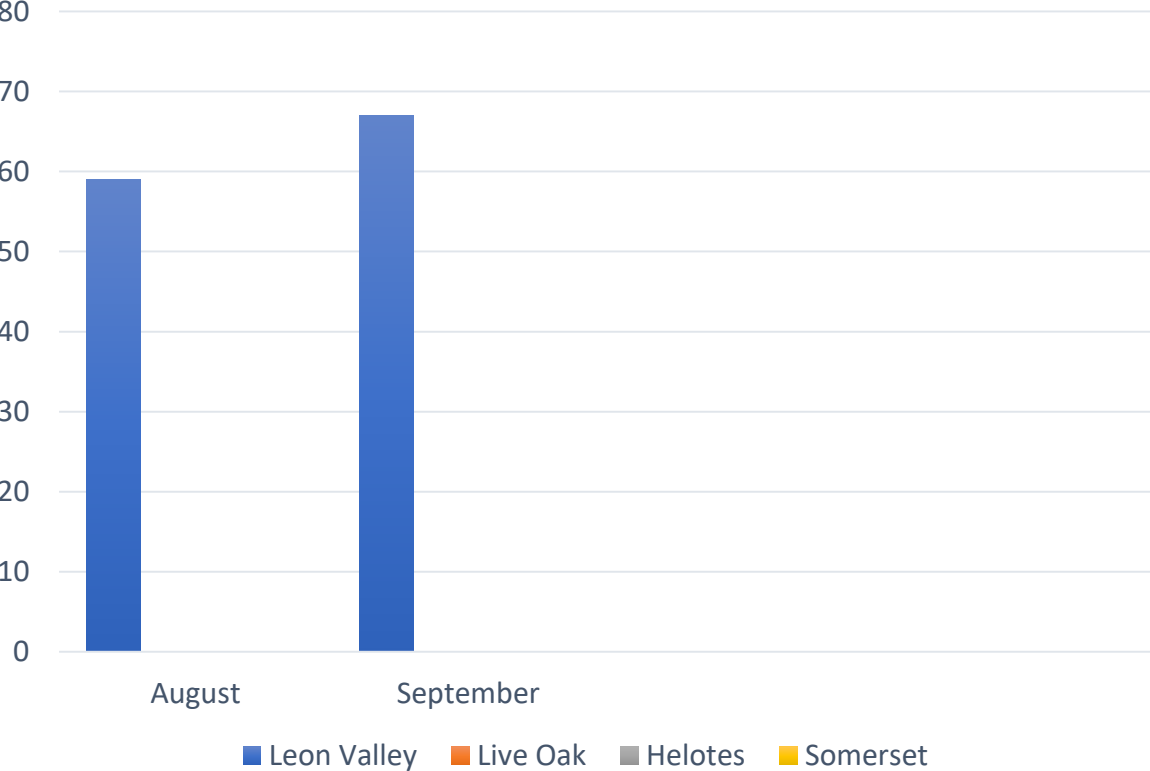
- Leon Valley – July 2024
- Live Oak – October 2024*
- Helotes – November 2024*
- Somerset – December 2024*

*Future pilot expansions

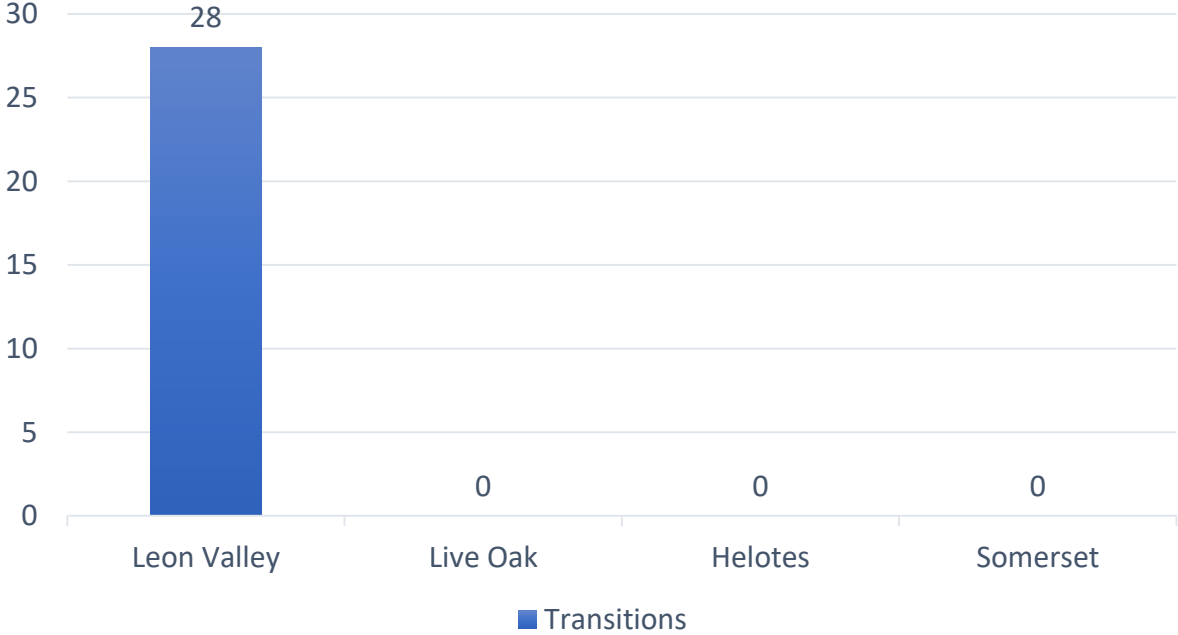


Unduplicated Individuals Engaged

Unduplicated Clients



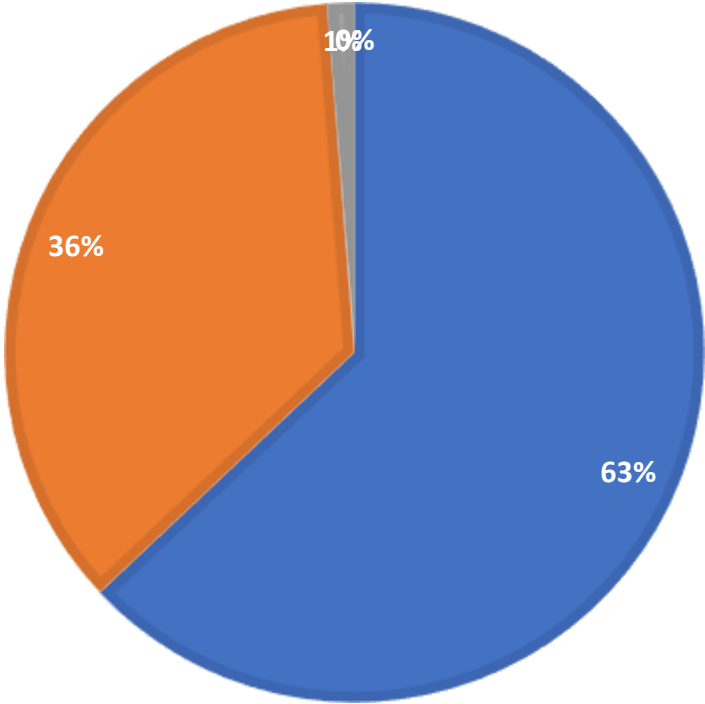
Clients Transitioned to Shelter or Other Appropriate Housing Interventions YTD (July – September 2024)



Demographics YTD as of September 2024

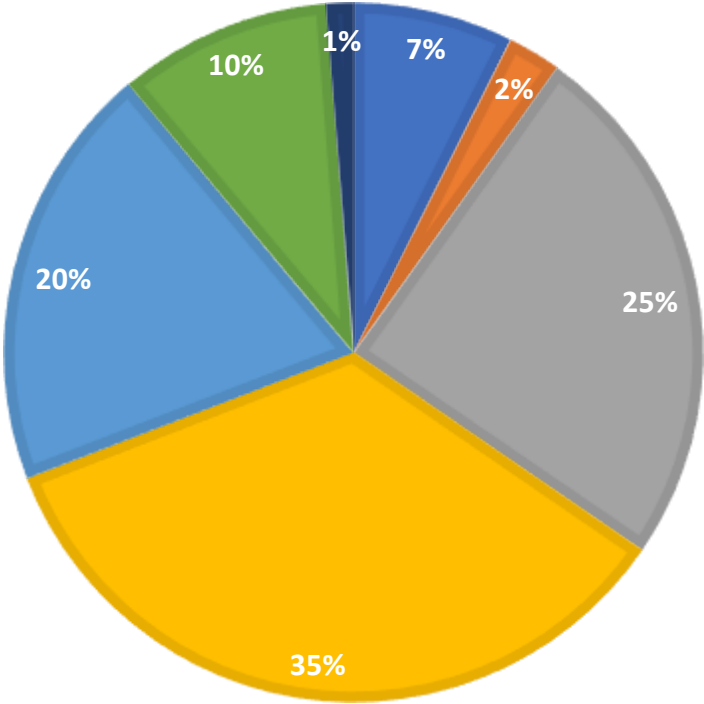
GENDER

Male Female Transgender Other

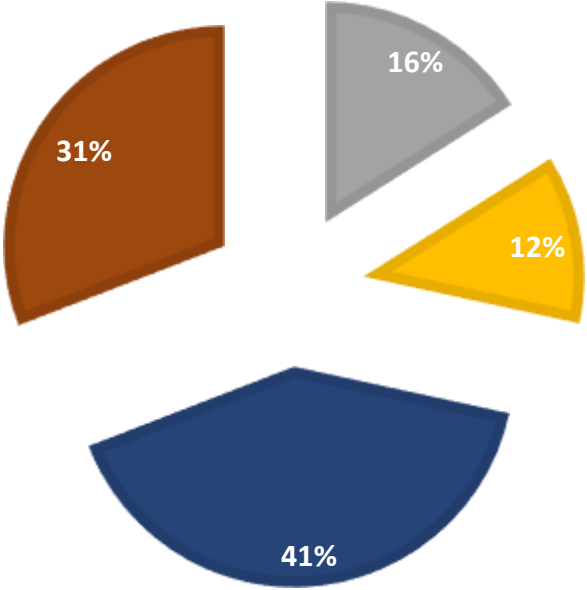
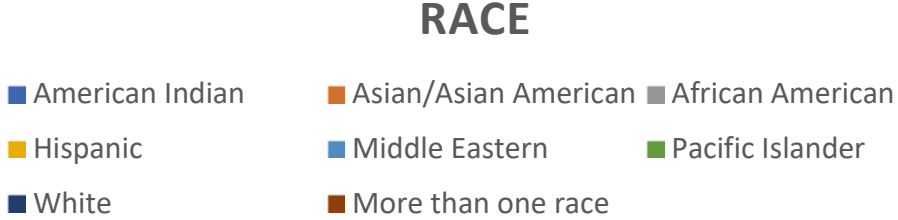


AGE

Under 18 18-24 25-34 35-44 45-54 55-64 65+



Demographics YTD as of September 2024



Cause of Homelessness

Domestic Violence - 0

Mental Health - 14

Substance Use – 13

Unemployment/Loss of Job – 3

Lack of Affordable Childcare – 0

Lack of Affordable Healthcare – 0

Health Concerns – 5

Evicted/Could not Afford Rent – 46

Relational Brokenness - 0

Contact

Alberto Rodriguez

VP of Operations

Office: (210) 220-2383

Cell: (210) 819-8142

alberto.rodriquez@havenforhope.org