



PROPOSED ANNUAL OPERATING BUDGET

FY 2026



LEONVALLEY

City of Leon Valley, Texas
Proposed Annual Operating Budget
Fiscal Year 2025-2026

This budget will raise more revenue from property taxes than last year's budget by an amount of $84,512 which is a 1.48 percent increase from last year's budget. The property tax revenue to be raised from new property added to the tax roll this year is $27,954.

Fiscal year 2021 City debt obligations secured by property taxes are $5,160,000.

The above information is required by any budget adopted after September 2007 by Texas Local Government Code Section 102.005(b).

LEON VALLEY
CITY COUNCIL



MAYOR
CHRIS RILEY



PLACE 1
DANIELLE BOLTON



MAYOR PRO-TEM
BETTY HEYL



PLACE 3
PHILIP CAMPOS



PLACE 4
REY OROZCO



PLACE 5
BETH MURSCH

CITY OF LEON VALLEY MISSION STATEMENT

The City of Leon Valley is committed to protecting the quality of life, safety, and liberty for all its citizens while prioritizing fiscal responsibility, resiliency, sustainability, and economic development

CITY OF LEON VALLEY VISION STATEMENT

The City of Leon Valley strives to foster a community that is resilient to challenges, sustainable for future generations, and economically dynamic, ensuring a prosperous and harmonious future for all.

GOALS:

01. Economic Development

02. Safety and Security

03. Transportation

04. Infrastructure/Capital Plan

05. Environmental Sustainability

06. Citizen Involvement

07. Parks, Recreational Green Space and Cultural Opportunities

ORGANIZATIONAL CHART

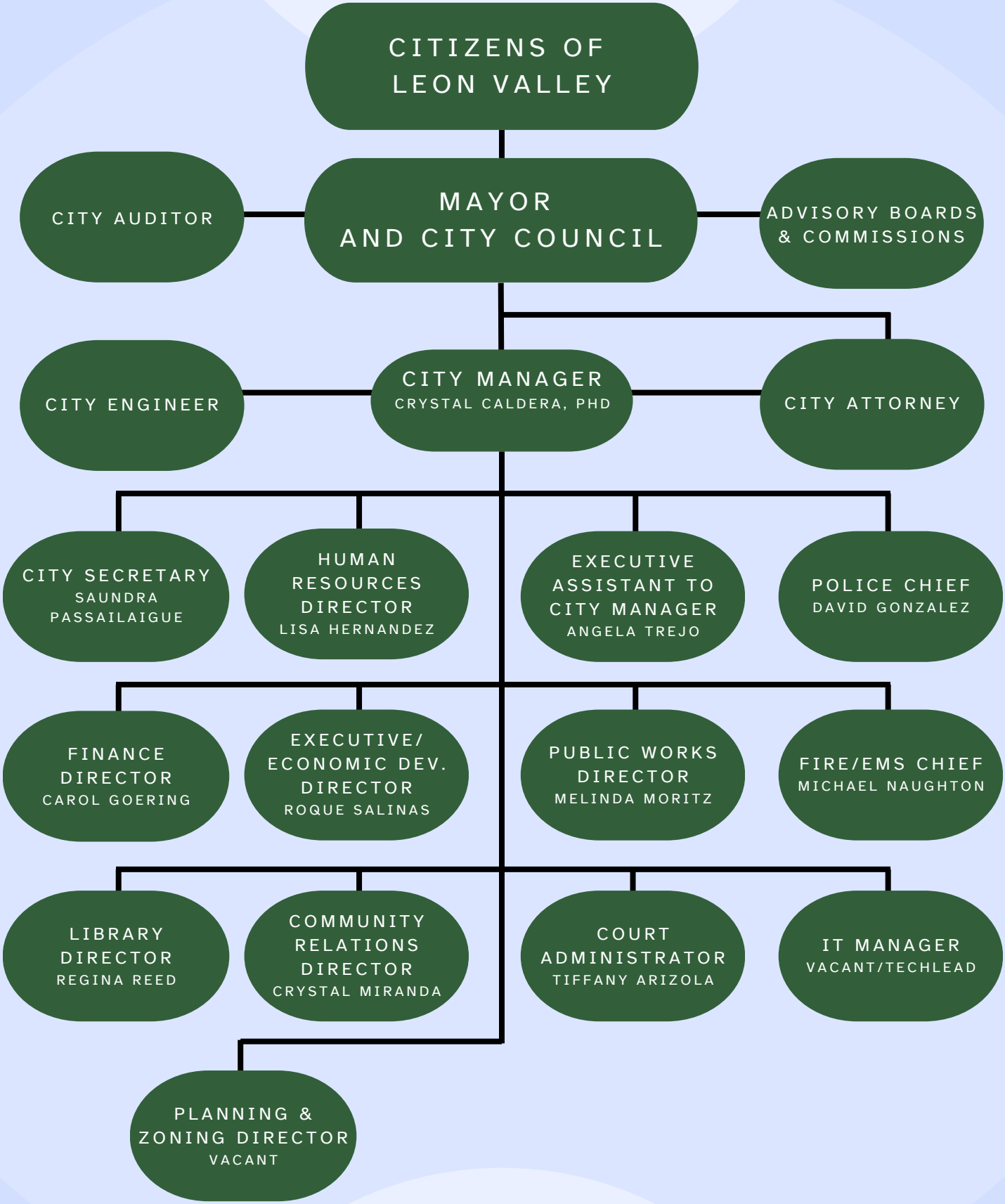



FY 2025 Year in Review

In FY 2025, the City of Leon Valley maintained a balanced budget while investing in infrastructure, public safety, and community quality of life. Revenues exceeded forecasts, enabling the completion of key capital projects and improved service delivery across departments.

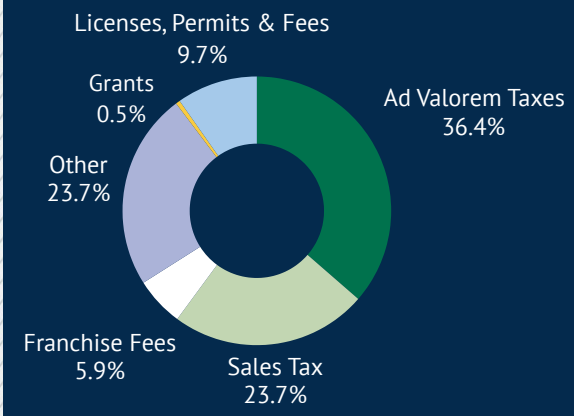

$15,831,866

Total Revenue

The City of Leon Valley collected a total of $15.8 million in FY 2025 revenues. The largest sources included Ad Valorem Taxes (36.4%), Sales Tax (23.7%), and Other Revenues (23.7%), reflecting a healthy mix of property- and consumption-based income. Revenues exceeded projections supporting expanded services and infrastructure investment.

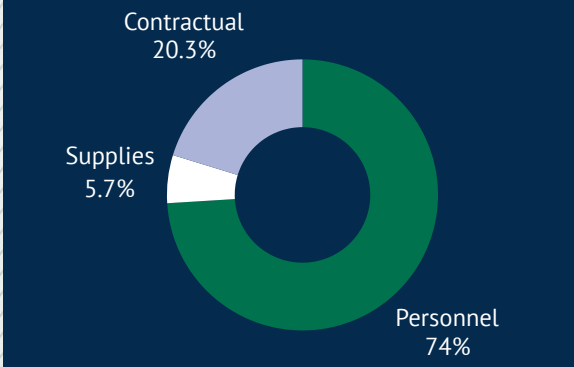

$14,993,140

Total Expenditures

Operating expenditures for FY 2025 totaled approximately $15.0 million, with the majority allocated to Personnel Services (74%), followed by Contractual Services (20.3%) and Supplies (5.7%). Spending remained in line with strategic goals focused on service delivery, staffing, and operational efficiency.

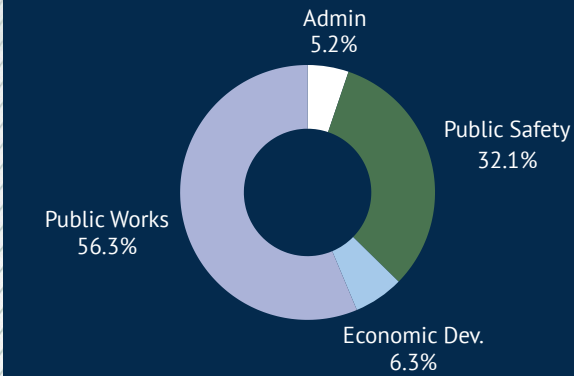

$662,541

Total Capital Outlay

The City invested over $662,000 in capital projects during FY 2025. The largest share supported Public Works (56%), including critical infrastructure maintenance. Notable investments were also made in Public Safety (32%), Economic Development, and Administrative equipment, aligning with long-term capital improvement priorities.

Note:All figures presented are unaudited. Final audited numbers may vary slightly.

General Fund Expenditures

In FY 2025, the City of Leon Valley allocated the majority of its General Fund to Public Safety (51%), followed by Public Works (20%) and Administrative Services (17%). Personnel costs made up 71% of total spending, reflecting the City's investment in essential staffing and operations. Contractual services and capital outlay combined for nearly a quarter of total expenditures, funding key projects and service agreements.



$8,021,355 (51%)

Public Safety

Supports Police and Fire services, ensuring community safety and emergency response readiness.

$3,142,495 (20%)

Public Works

Covers street maintenance, infrastructure repairs, and facility upkeep to maintain city services.

$2,601,322 (17%)

Administrative Services

Includes Finance, City Management, IT, and support services that keep city operations running smoothly.

$860,418 (5%)

Planning & Zoning

Land development, inspections and permitting for residential and commercial property.

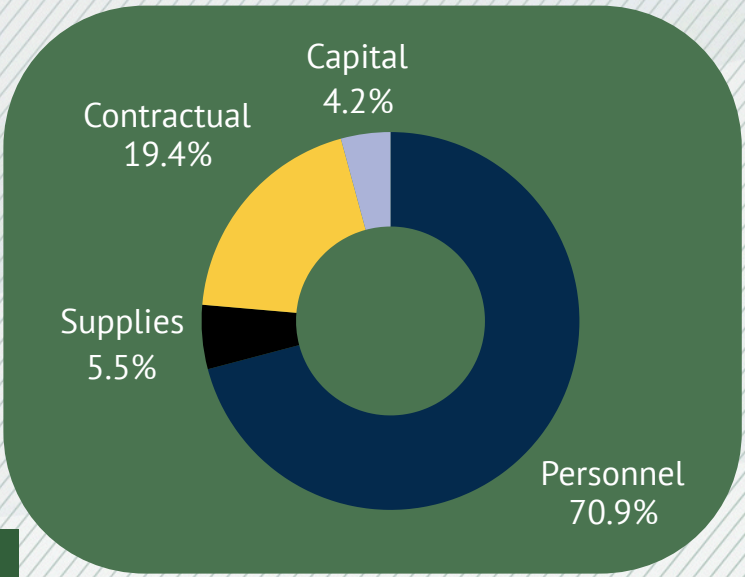

Spend Analysis

As shown in the chart, most of the City's FY 2025 General Fund was spent on personnel costs (71%), with additional allocations to contractual services, capital improvements, and operating supplies. These investments reflect Leon Valley's priority on maintaining service levels and funding operational needs across departments.

Note:All figures presented are unaudited. Final audited numbers may vary slightly.

Municipal Court Expenditures Summary

The Municipal Court Office is responsible for the day-to-day receipt and processing of all City revenue. Fairly and impartially serving the public within the functions of the Municipal Court.



$315,693

Personnel

Supports the salaries and benefits of court staff who manage daily operations, case processing, and customer service.

$11,241

Supplies

Covers operational materials such as forms, envelopes, mailing supplies, and software-related costs.

$100,708

Contractual Services

Provides for interpreter services, legal support (e.g., court-appointed attorneys), and software maintenance contracts.

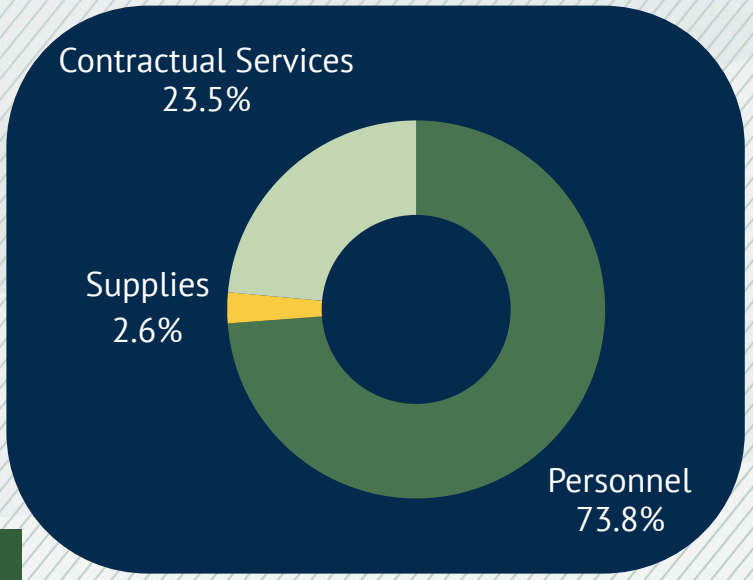

Spend Analysis

$427,642 (Approx. 3% of total General Fund expenditures; unaudited figures)

Note:All figures presented are unaudited. Final audited numbers may vary slightly.

Finance Expenditures Summary

The Finance Department is responsible for managing the City's financial operations, including budgeting, accounting, financial reporting, accounts payable. The department ensures fiscal transparency, compliance with regulations, and strategic stewardship of public funds.



$410,534

Personnel

Covers salaries and benefits for finance staff who oversee accounting, budgeting, and financial planning functions.

$7,700

Supplies

Funds essential office and operational supplies such as check stock, filing materials, and printing needs.

$79,970

Contractual Services

Provides for auditing services, financial software support, bank fees, and other external financial consulting needs.

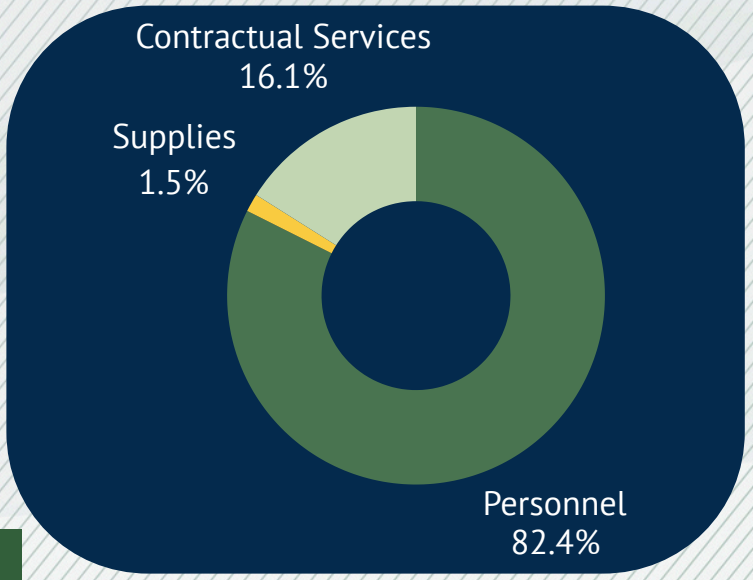

Spend Analysis

$498,204 (Approx. 3% of total General Fund expenditures; unaudited figures)

Note:All figures presented are unaudited. Final audited numbers may vary slightly.

City Manger & Council Expenditures Summary

The City Manager's Office provides executive leadership and operational oversight for all City departments, ensuring efficient service delivery, fiscal responsibility, and alignment with the strategic direction set by the City Council. The City Council is responsible for policymaking, legislative actions, and representing the interests of Leon Valley residents through transparent governance.



$672,174

Personnel

Covers compensation for the City Manager and administrative staff who lead city operations, manage department performance, and support Council initiatives.

$21,150

Supplies

Supports general office needs, including meeting materials, technology accessories, and communications supplies.

$358,281

Contractual Services

Funds legal services, strategic consulting, legislative support, and other professional service contracts.

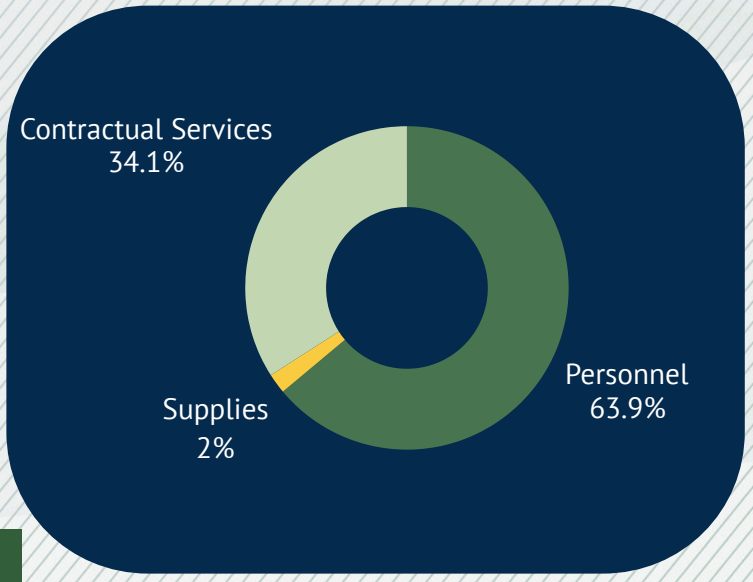

Spend Analysis

$1,051,605 (Approx. 7% of total General Fund expenditures; unaudited figures)

Note:All figures presented are unaudited. Final audited numbers may vary slightly.

Information Technology Expenditures Summary

The Information Technology Department is responsible for maintaining and securing the City's technology infrastructure, including computer networks, servers, communications systems, cybersecurity, and technical support. IT plays a vital role in ensuring operational efficiency, data integrity, and uninterrupted service delivery across all departments.



$124,163

Personnel

Funds IT staff who manage day-to-day technology operations, user support, and citywide system administration.

$28,500

Supplies

Covers computer accessories, network cables, office IT equipment, and general technology-related materials.

$261,611

Contractual Services

Supports network management, cybersecurity services, software licensing, cloud storage, and third-party tech support.

$34,500

Capital Outlay

Infrastructure upgrades, and other long-term technology improvements.

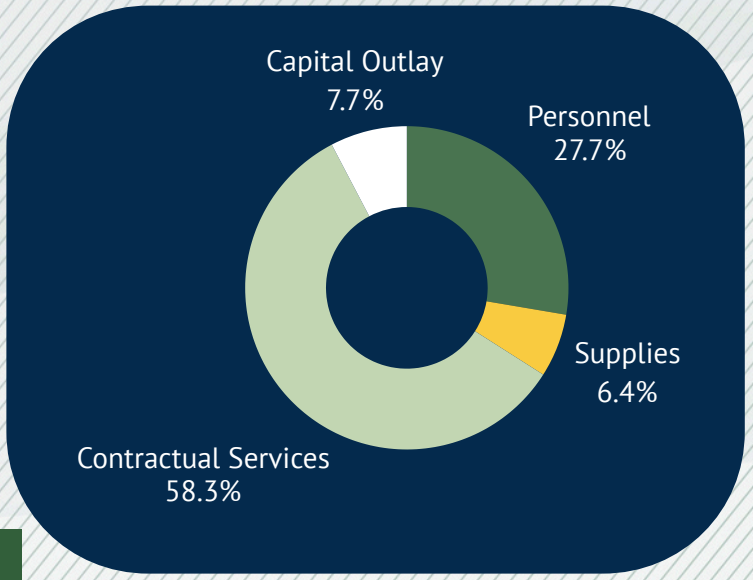

Spend Analysis

$448,774 (Approx. 3% of total General Fund expenditures; unaudited figures)

Note:All figures presented are unaudited. Final audited numbers may vary slightly.

Police Expenditures Summary

The Leon Valley Police Department (LVPD) is committed to safeguarding the lives and property of residents through community-focused law enforcement, emergency response, and crime prevention efforts. The department also provides animal control services and dispatch operations to ensure timely, professional public safety support.



$3,382,607

Personnel

Funds police officers, dispatchers, and support staff, including salaries, benefits, and overtime for patrol, investigations, and community policing.

$117,300

Supplies

Supports critical law enforcement equipment such as uniforms, ammunition, vehicle supplies, and communication gear.

$269,203

Contractual Services

Covers dispatch system support, training programs, law enforcement databases, and animal care services.

$65,000

Capital Outlay

Used for vehicle replacement.

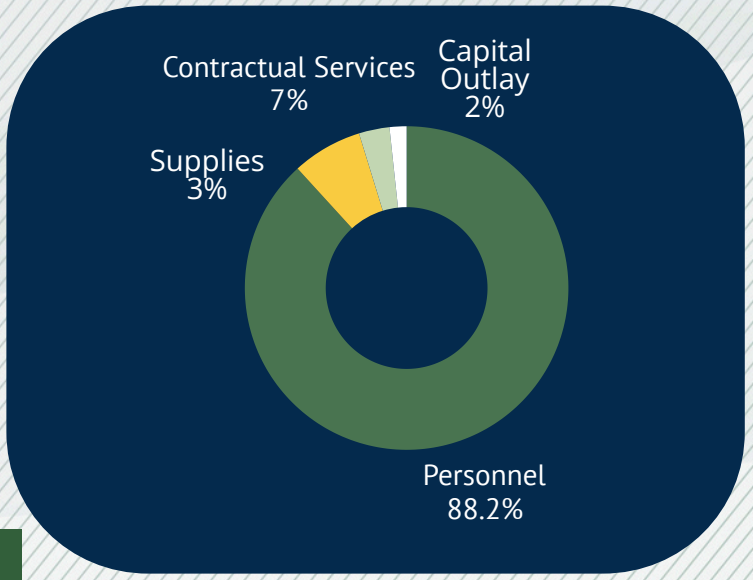

Spend Analysis

$3,834,110 (Approx. 24% of total General Fund expenditures; unaudited figures)

Note:All figures presented are unaudited. Final audited numbers may vary slightly.

Impound Lot Expenditures Summary

The Impound Lot is responsible for the secure storage and management of vehicles towed or seized by law enforcement. In FY 2025, the City successfully completed the development of a new impound facility, improving operational capacity, security, and service efficiency for vehicle processing and retrieval.



$127,548

Personnel

Funds staff responsible for vehicle intake, and inventory tracking.

$3,300

Supplies

Covers office supplies, safety equipment, and tools used for day-to-day lot operations.

$10,072

Contractual Services

Includes towing service agreements and security monitoring.

$17,898

Capital Outlay

Invested in infrastructure and equipment for the new impound facility, including fencing and lighting.

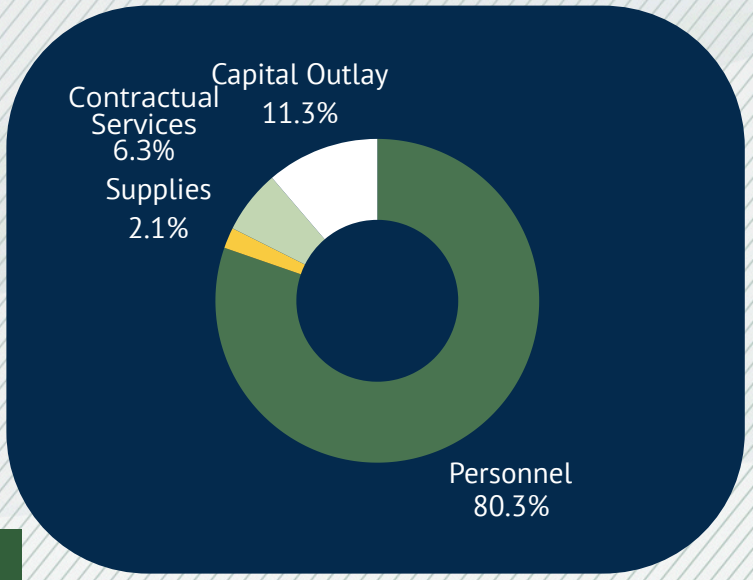

Spend Analysis

$158,818 (Approx. 1% of total General Fund expenditures; unaudited figures)

Note:All figures presented are unaudited. Final audited numbers may vary slightly.

Fire Expenditures Summary

The Leon Valley Fire Department provides emergency response services including fire suppression, EMS, rescue operations, and fire prevention. The department is committed to protecting lives and property while ensuring rapid response and professional service. In FY 2025, the department continued to invest in equipment, staffing, and infrastructure to meet the growing needs of the community.



$3,329,494

Personnel

Funds firefighter/EMS salaries, benefits, and overtime for 24/7 emergency operations.

$227,500

Supplies

Supports medical supplies, protective gear, uniforms, station essentials, and firefighting tools.

$341,434

Contractual Services

Covers ambulance billing services, specialized training, medical oversight, and maintenance contracts.

$130,000

Capital Outlay

Invested in equipment replacement

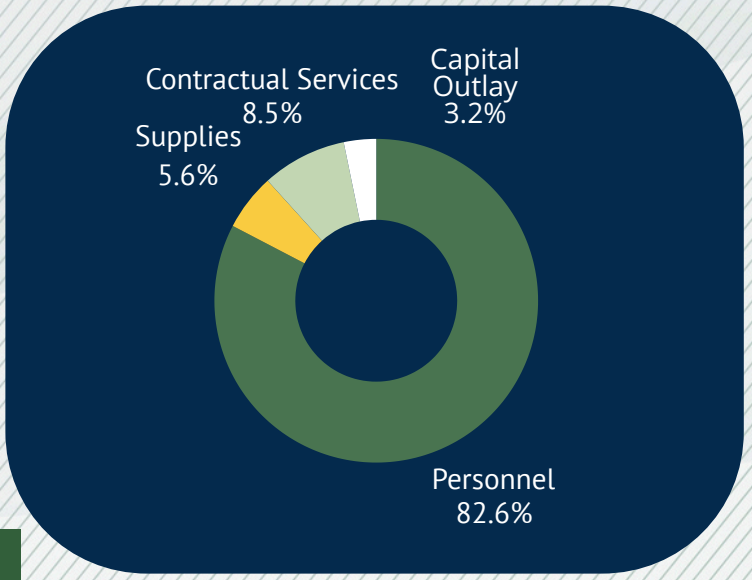

Spend Analysis

$4,028,428 (Approx. 26% of total General Fund expenditures; unaudited figures)

Note:All figures presented are unaudited. Final audited numbers may vary slightly.

Public Works Expenditures Summary

The Public Works Department oversees the maintenance and improvement of the City's infrastructure, including streets, drainage systems, city facilities, and fleet services. In FY 2025, Public Works continued its commitment to operational efficiency and long-term asset management, while also investing in capital improvements to support growing service demands.



$1,855,393

Personnel

Covers salaries and benefits for field crews, supervisors, and support staff responsible for streets, facility maintenance operations.

$139,540

Supplies

Includes materials for road patching, tools, safety gear, vehicle fluids, and general operations.

$490,568

Contractual Services

Includes vendor services such as HVAC, plumbing, street sweeping, pest control, heavy equipment rental, and debris removal.

$173,143

Capital Outlay

Supports infrastructure projects, vehicle replacements, and major equipment purchases.

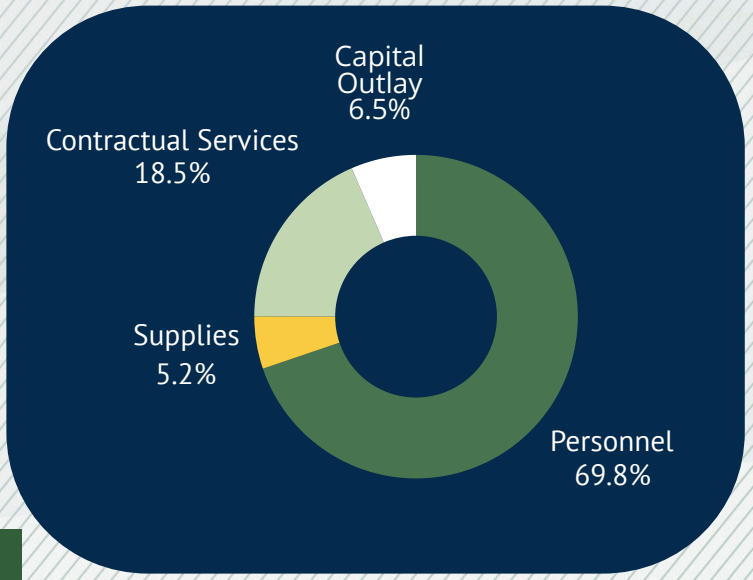

Spend Analysis

$2,658,644 (Approx. 17% of total General Fund expenditures; unaudited figures)

Note:All figures presented are unaudited. Final audited numbers may vary slightly.

Planning & Zoning Expenditures Summary

The Planning & Zoning Department manages land use, zoning compliance, and community development efforts. The department ensures orderly growth, guides development decisions, and maintains alignment with the City's Comprehensive Plan. In FY 2025, the department continued to support strategic land use planning and permit review activities across residential, and commercial developments.



$220,162

Personnel

Supports salaries for planning staff responsible for permit processing, zoning enforcement, and land use review.

$7,300

Supplies

Funds office materials, printing of zoning maps and notices, and other planning-related resources.

$632,956

Contractual Services

Covers consulting services for zoning code updates, legal support, planning studies, GIS services, and comprehensive plan work.

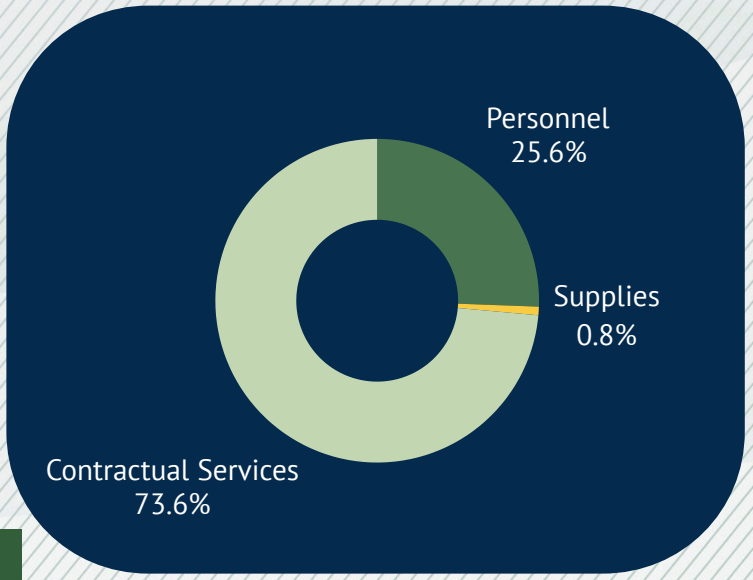

Spend Analysis

$860,418 (Approx. 5% of total General Fund expenditures; unaudited figures)

Note:All figures presented are unaudited. Final audited numbers may vary slightly.

Economic Development Expenditures Summary

The Economic Development Department supports business growth, and revitalization efforts to strengthen Leon Valley's local economy. The department works to attract and retain businesses, and administer incentive programs. In FY 2025, the department advanced key initiatives supporting small business engagement.



$182,781

Personnel

Covers salaries and benefits for staff leading business outreach, and program development.

$13,475

Supplies

Includes marketing materials, office supplies, and public engagement tools for events and outreach.

$236,768

Contractual Services

Funds consulting, branding campaigns, market analysis, and administration of development agreements and incentives.

$42,000

Capital Outlay

Used for vehicle replacement.

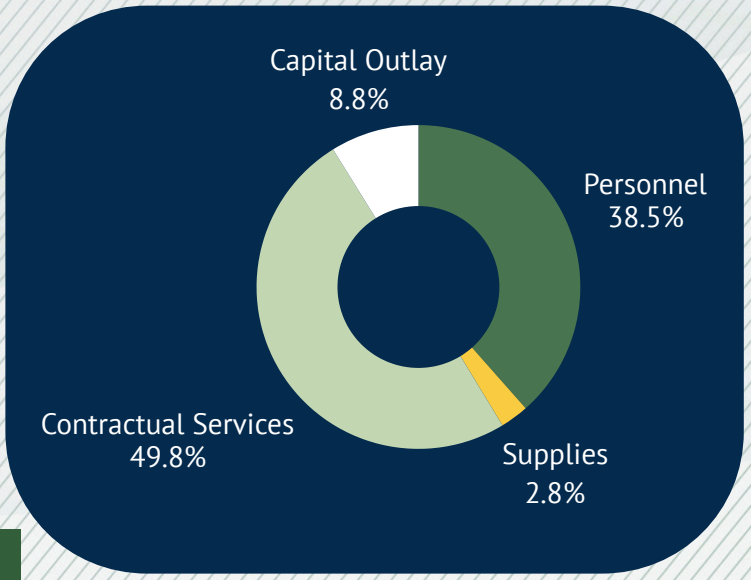

Spend Analysis

$475,024 (Approx. 3% of total General Fund expenditures; unaudited figures)

Note:All figures presented are unaudited. Final audited numbers may vary slightly.

Special Events Expenditures Summary

The Special Events Program fosters community connection and civic pride through inclusive, city-sponsored gatherings for residents and staff. In FY 2025, Leon Valley hosted several signature events that brought the community together and recognized public service, including:

- 🎉 Volunteer Appreciation Dinner
- 🎇 Fourth of July Celebration
- 🎄 Christmas Tree Lighting Ceremony
- 🌿 Earthwise Living Day – promoting sustainable living and environmental awareness
- 🎬 Movies in the Park
- 🍴 Employee Appreciation Luncheon



These events reflect the City's commitment to building a vibrant, connected community.

$50,937

Personnel

Covers staff overtime for event setup, operation, public safety, and breakdown. Events often require support from multiple departments outside normal hours.

$124,160

Supplies

Includes decorations, lighting, AV equipment, rentals, food and beverage, signage, and other logistics-related purchases.

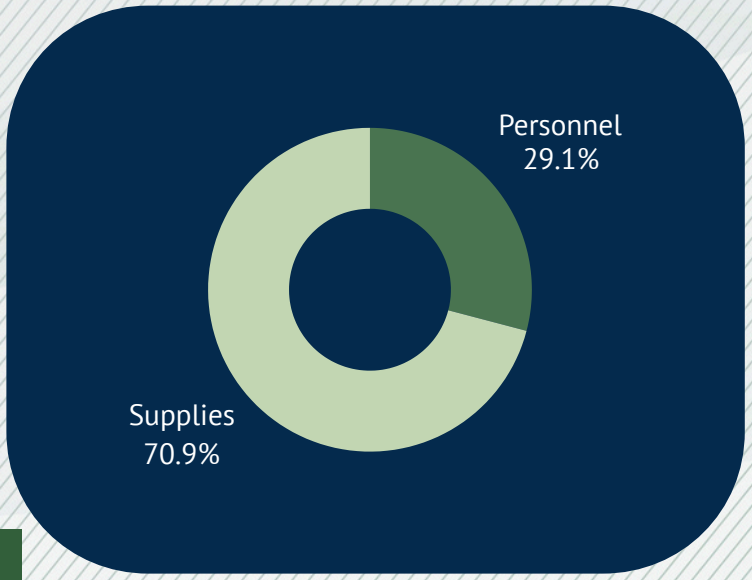

Spend Analysis

$175,097 (Approx. 1% of total General Fund expenditures; unaudited figures)

Note:All figures presented are unaudited. Final audited numbers may vary slightly.

Parks & Recreation Expenditures Summary

The Parks & Recreation Department supports outdoor recreation, community wellness, and the maintenance of public green spaces. The department is responsible for overseeing parks, trails, playgrounds, and amenities that enhance the quality of life in Leon Valley.
In FY 2025, the department continued work on the Hike and Bike Trail Phase II, a key project aimed at expanding access to pedestrian and bicycle routes. Although construction was not completed by year-end, progress continued through planning, infrastructure, and site preparation efforts.



$80,600

Supplies

Funds maintenance equipment, landscaping materials, playground supplies, and park furnishings.

$203,251

Contractual Services

Covers landscaping contractors, irrigation services, trail design support, and facility upkeep.

$200,000

Capital Outlay

Supports construction activities, equipment installation, and infrastructure investment related to Hike and Bike Trail Phase II.

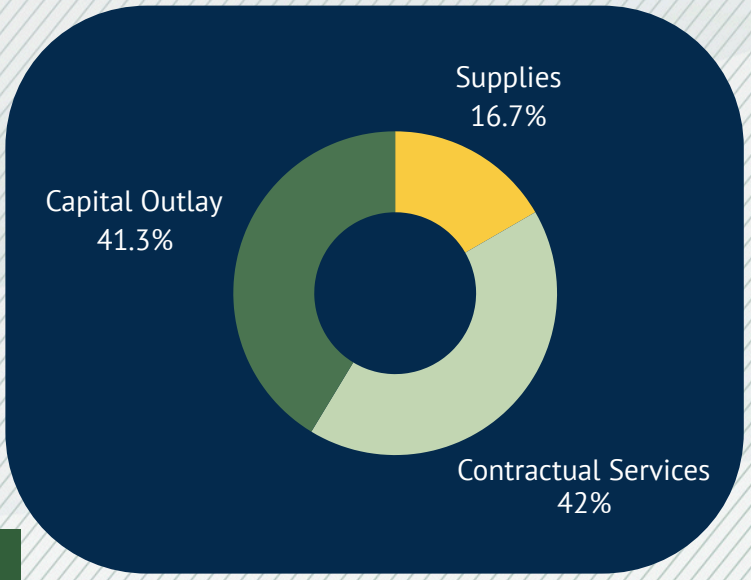

Spend Analysis

$483,851 (Approx. 3% of total General Fund expenditures; unaudited figures)

Note:All figures presented are unaudited. Final audited numbers may vary slightly.

Library Expenditures Summary

The Leon Valley Public Library provides free access to information, literacy programs, and community learning. Services include circulation, public computers/Wi-Fi, reference support, children's and adult programming, and digital resources.



$426,985

Personnel

Covers salaries and benefits for staff who manage circulation, programming, and public services.

$76,250

Supplies

Funds books and media, program materials, office/technical supplies, and minor equipment.

$51,832

Contractual Services

Supports software licensing, building maintenance, cleaning services, and specialized program partnerships.

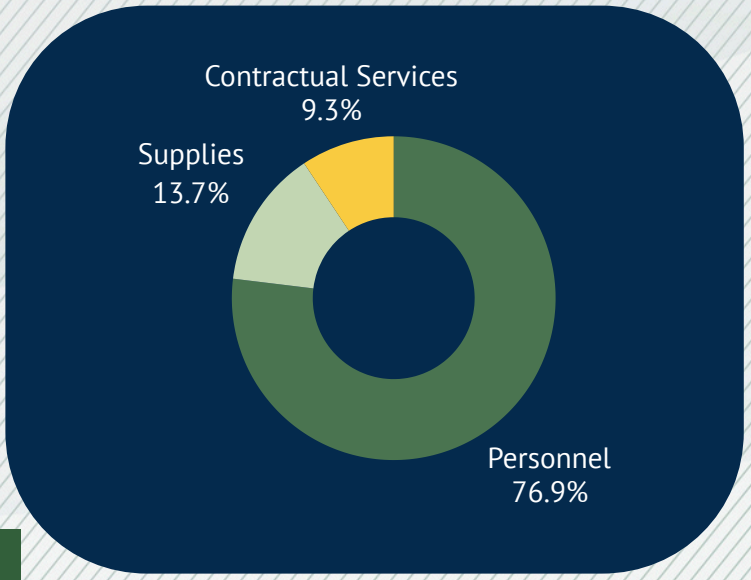

Spend Analysis

$555,067 (Approx. 4% of total General Fund expenditures; unaudited figures)

Note:All figures presented are unaudited. Final audited numbers may vary slightly.

FY 2025 Overview

Our Year in Focus

FY 2025 marked a year of progress and impact. From infrastructure enhancements to community engagement, departments worked to deliver on our mission with efficiency and integrity.



FY 2025 Highlights

01. Capital Improvements for Water Rate Evaluation

Completed key capital improvements that will support upcoming water rate structure assessments.

02. Public Safety Facility Expansions

Completed construction of the new impound lot and installed new dog kennels to support animal control services.

03. Fire Department Technology Upgrade

Improved emergency response reliability through updates to fire department systems.

04. Community Engagement Events

Hosted citywide events including Earthwise Living, 4th of July, Volunteer Appreciation Dinner, and the Christmas Tree Lighting.

05. Future Park Connectivity Projects

Completed the design phase of the Hike & Bike Trail II. Construction is set to begin in FY 2026.

Proposed Annual Operating Budget: FY 2026

The FY 2026 Budget represents the City’s continued commitment to responsible stewardship of public funds.

This document outlines our financial plan for the upcoming year, supporting core services, advancing community priorities, and maintaining transparency and accountability to our residents.



GENERAL FUND

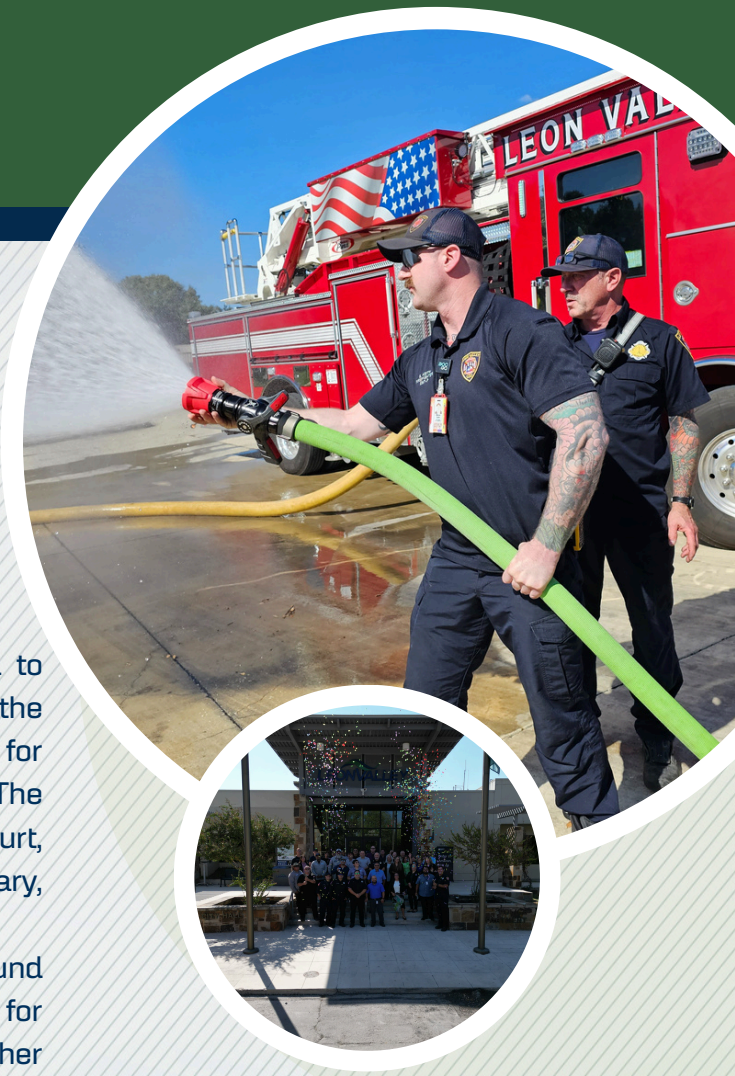

The General Fund accounts for the resources used to finance the fundamental operations of the City. It is the basic fund of the City and covers all activities except for those in which a separate fund has been established. The General Fund contains such services as municipal court, finance, city manager and council, police, fire, EMS, library, streets, parks, and planning and zoning.

In addition to property and sales taxes, the General Fund also includes revenues derived from fines, fees for services, franchise fees, payments from other governments, and miscellaneous revenue sources.

The General Fund has the following departments:

- Municipal Court
- Finance
- City Manager & Council
- Information Technology
- Police
- Fire
- Public Works
- Planning & Zoning
- Special Events
- Parks & Recreation
- Library
- Impound Lot
- Economic Development
- Code & Animal Control

GENERAL FUND
SUMMARY OF REVENUES AND EXPENDITURES

	ACTUAL 2023-2024	BUDGET 2024-2025	ESTIMATED 2024-2025	BUDGET 2025-2026
BEGINNING FUND BALANCE	**$ 5,337,667**	**$ 6,595,449**	**$ 6,595,449**	**$ 6,771,634**
Revenues				
Ad Valorem Taxes	5,432,273	5,761,580	5,761,580	5,846,092
Sales Taxes	3,800,065	3,752,505	3,752,505	3,827,643
Franchise Fees	938,741	998,900	936,525	940,450
Licenses, Permits, Fees, Fines	1,474,893	1,590,635	1,543,165	1,599,340
Grants	358,662	1,342,068	81,756	1,337,312
Other	968,030	877,641	1,984,691	895,273
Total Revenues	12,972,665	14,323,329	14,060,222	14,446,110
Other Funding Sources				
Transfer in-ARP Funds	-	360,286	-	265,125
Transfer-Personnel Shared Services	1,803,954	1,729,644	1,729,644	1,687,817
Contractual Shared Services	138,129	-	-	-
Peg Fund Balance	-	229,000	42,000	4,000
Tree Mitigation Fds (Sprinkler System)	-	-	-	-
Total Other Financing Sources	1,942,083	2,318,930	1,771,644	1,956,942
TOTAL RESOURCES	**$ 14,914,748**	**$ 16,642,259**	**$ 15,831,866**	**$ 16,403,052**
Expenditures				
Personnel Services	9,438,024	11,098,470	11,098,470	11,471,175
Supplies	752,488	858,016	858,016	630,303
Contractual Services	2,654,656	3,236,698	3,036,654	2,712,371
Capital Outlay	418,331	3,322,789	662,541	2,613,022
Total Expenditures	13,263,499	18,515,973	15,655,681	17,426,871
Other Financing Uses				
Transfer to Enterprise Fund	316,863	-	-	-
Transfer to Street Maintenance Fund	76,603	-	-	-
Total Other Financing Uses	393,466	-	-	-
TOTAL EXPENDITURES	**$ 13,656,965**	**$ 18,515,973**	**$ 15,655,681**	**$ 17,426,871**
ENDING FUND BALANCE	**$ 6,595,449**	**$ 4,721,735**	**$ 6,771,634**	**$ 5,747,815**

GENERAL FUND
SCHEDULE OF REVENUES BY SOURCE

	ACTUAL 2023-2024	BUDGET 2024-2025	ESTIMATED 2024-2025	BUDGET 2025-2026
Ad Valorem Taxes				
Current	5,418,901	5,711,580	5,711,580	5,796,092
Delinquent	(15,896)	25,000	25,000	25,000
Penalty and Interest	29,268	25,000	25,000	25,000
Total Ad Valorem Taxes	5,432,273	5,761,580	5,761,580	5,846,092
Sales Taxes				
City Sales Tax	3,323,491	3,289,054	3,289,054	3,354,836
Alcoholic Beverage Sales Tax	29,030	27,365	27,365	28,500
Economic Development Sales Tax	415,380	411,086	411,086	419,307
Vehicle Inventory Tax	32,164	25,000	25,000	25,000
Total Sales Taxes	3,800,065	3,752,505	3,752,505	3,827,643
Franchise Fees				
City Public Service	740,825	803,800	740,825	745,000
Telecommunication Fees	-	-	-	-
Node Pole Rental	-	500	500	250
ROW Fees	10,862	11,900	10,500	10,500
San Antonio Water System	1,320	-	-	-
Sanitation	67,604	65,000	67,000	67,000
PEG Fees	16,124	18,700	18,700	18,700
Cable Franchise Fees	96,491	95,000	95,000	95,000
Grey Forest Utilities	5,515	4,000	4,000	4,000
Total Franchise Fees	938,741	998,900	936,525	940,450
Licenses, Fees and Fines				
Building Department	222,162	474,045	474,045	384,000
Tree Mitigation	160,150	-	-	-
Contractor's Registration	-	-	-	-
Animal Licenses and Tags	235	100	230	100
Animal Control Fees	-	50	50	-
Property Room Fee	1,750	1,500	1,500	1,500
Property Room Auctions	293	1,000	500	500
Special and Solicitors	100	-	-	-
Co-Reinspection Fee	22,203	4,200	18,000	18,000
Zoning and Board of Adjustment	35,844	5,200	25,000	25,000
Subdivision Platting Fees	3,131	4,000	4,000	-

GENERAL FUND
SCHEDULE OF REVENUES BY SOURCE

	ACTUAL 2023-2024	BUDGET 2024-2025	ESTIMATED 2024-2025	BUDGET 2025-2026
Occupation, Liquor, and Food	40,985	30,000	40,000	45,000
Time Payment Reimbursement Fee	3,164	1,600	3,600	4,000
Warrant Fees	40,832	45,000	45,000	45,000
Municipal Court Fines	339,240	420,000	335,000	335,000
Impound Lot Fees	101,079	118,700	101,000	101,000
Impound Lot Auctions	102,713	106,000	102,000	102,000
Recreation Fee	28,725	25,500	28,000	28,000
Fire Recovery	5,881	13,200	5,000	5,000
Fire Inspection Fees	3,407	100	100	100
EMS Fees	362,826	340,300	360,000	505,000
Book Fines	173	140	140	140
Total Licenses, Fees and Fines	1,474,893	1,590,635	1,543,165	1,599,340
Grants				
PD Grants	20,902	25,000	25,000	25,000
Fire Grants	11,001	50,000	50,000	50,000
Library Grants	3,610	6,756	6,756	2,000
ARP	286,172	-	-	-
Criminal Justice Grant	-	-	-	-
Hike and Bike	36,977	1,260,312	-	1,260,312
Total Grants	358,662	1,342,068	81,756	1,337,312
Other				
Interest Income	475,458	410,000	410,000	410,000
EDCD Interest	24,139	20,313	20,313	20,313
T-Mobile Tower Lease	17,133	17,500	17,500	16,800
Pool Revenue	40,930	35,000	35,000	35,000
Credit Card Processing Fees	47,442	42,950	55,000	55,000
Parks Bucks Program	694	733	733	685
Miscellaneous	155,226	100,000	100,000	100,000
Library Non Resident Users	2,760	2,280	2,280	2,350
Library Memorial Donations	106	1,000	1,000	1,000
Sale of Surplus Property	32,025	10,000	1,105,000	10,000
Towing Contract	7,700	2,000	2,000	3,500
Special Events	81,885	50,825	50,825	50,825
EDC - Community Events	-	30,000	30,000	50,000
Blue Santa	9,632	4,800	4,800	4,800
Café Lease	18,766	26,640	26,640	26,400

GENERAL FUND
SCHEDULE OF REVENUES BY SOURCE

	ACTUAL 2023-2024	BUDGET 2024-2025	ESTIMATED 2024-2025	BUDGET 2025-2026
City Hall Annex Lease	1,800	-	-	-
ASSPP	-	20,000	20,000	20,000
DEA Reimbursement	-	50,000	50,000	35,000
FOIA Fees	2,051	3,600	3,600	3,600
Insurance Proceeds	50,283	50,000	50,000	50,000
Total Other	968,030	877,641	1,984,691	895,273
TOTAL REVENUES	**$ 12,972,665**	**$ 14,323,329**	**$ 14,060,222**	**$ 14,446,110**

GENERAL FUND
SCHEDULE OF EXPENDITURES BY DEPARTMENT

	ACTUAL 2023-2024	BUDGET 2024-2025	ESTIMATED 2024-2025	BUDGET 2025-2026
Municipal Court	389,990	427,642	427,642	498,548
Finance	448,479	498,204	498,204	469,456
City Manager & Council	1,030,233	1,051,605	1,051,605	916,377
Information Technology	315,818	448,774	448,774	304,038
Police	3,147,038	3,834,110	3,834,110	3,714,526
Impound Lot	182,576	158,818	158,818	156,480
Fire	3,496,621	4,293,553	4,028,428	4,385,016
Public Works	2,250,937	2,658,644	2,658,644	2,460,384
Planning & Zoning	528,788	1,060,462	860,418	767,179
Economic Development	289,313	664,359	475,024	439,620
Code & Animal Control	-	-	-	194,373
Special Events	143,306	175,097	175,097	20,363
Parks & Recreation	558,594	2,689,639	483,851	2,550,666
Library	481,806	555,067	555,067	549,845
TOTAL EXPENDITURES	**$ 13,263,499**	**$ 18,515,973**	**$ 15,655,681**	**$ 17,426,871**

MUNICIPAL COURT



The Municipal Court Office is responsible for the day-to-day receipt and processing of all City revenue. Fairly and impartially serving the public within the functions of the Municipal Court.

The mission of the Municipal Court is to demonstrate the highest standards of professionalism and work ethic in compliance with the governing rules and regulations. Provide excellent service to all customers. Support the community by providing efficient services through the promotion of justice.

OBJECTIVES FOR FY 2025-2026

- Continue upgrades to court documents for clarification of information to the defendant.
- Complete the transition of court complaints to auto-generate for each offense.
- Maintain accurate court records in accordance with established policies and procedures.
- Continue to dismiss, close, purge aged and uncollectible cases per statute.
- Work cooperatively with city staff and Prosecutor to efficiently expedite the disposition of court cases.
- Promote Traffic Safety.
- To participate in Municipal Court Week and Jury Appreciation Week.
- Collaborate with staff to ensure goals and objectives are met.
- Continue to build positive relationships with the citizens that encounter the court.
- Continue to work collaboratively with the Police Department with impound auction events.
- Continue to cross train court clerks to ensure the functionality of the court.
- Maintain the accuracy of record keeping as required by Office of Court Administration (OCA).

COURT
EXPENDITURES

	ACTUAL 2023-2024	BUDGET 2024-2025	ESTIMATED 2024-2025	BUDGET 2025-2026
PERSONNEL SERVICES				
Salaries	193,412	214,435	214,435	220,352
Retirement Plan	38,448	41,858	41,858	44,335
Group Insurance	24,891	40,593	40,593	43,710
Worker Compensation	357	380	380	4,141
Social Security	14,903	16,404	16,404	16,857
Overtime	439	-	-	-
Longevity Pay	1,866	2,023	2,023	1,767
Total Personnel Services	274,316	315,693	315,693	331,162
SUPPLIES				
Office Supplies	2,197	1,500	1,500	1,500
Operating Supplies	6,480	7,465	7,465	2,900
Misc. Supplies	1,279	2,276	2,276	1,496
Total Supplies	9,956	11,241	11,241	5,896
CONTRACTUAL SERVICES				
Professional Services	32,171	42,258	42,258	82,738
Contractual Services	960	1,300	1,300	1,300
Utilities - Telephone	-	-	-	150
Utilities - Gas, Water, Electric	10,830	12,000	12,000	9,525
Printing	600	700	700	700
Advertising	-	600	600	600
Travel	1,223	3,300	3,300	3,300
Membership, Dues & Licenses	118	350	350	370
Subscriptions to Publications	-	200	200	200
Credit Card Processing Fee	59,816	40,000	40,000	60,000
Liability Insurance	-	-	-	2,607
Total Contractual Services	105,718	100,708	100,708	161,490
TOTAL EXPENDITURES	**$ 389,990**	**$ 427,642**	**$ 427,642**	**$ 498,548**

FINANCE



The purpose of the finance department is to optimally manage the City's finances through its accounting, purchasing and billing functions in order to ensure the proper safeguarding and preservation of City assets. The Finance Department accomplishes this mission by ensuring all the financial operations and transactions of the City which include accounts payable, cash management, grant administration, internal audit and purchasing, are adequately managed and accounted for in accordance with Generally Accepted Accounting Principles, Governmental Accounting Standards Board Pronouncements and other legally mandated standards as required by Federal, State and City laws. The Finance Department assists the City Manager with developing and compiling the City's annual operating budget and is also responsible for compiling the City's financial statements and Annual Comprehensive Financial Report (ACFR).

OBJECTIVES FOR FY 2025-2026

- Prepare and submit fiscal year 2024 ACFR to GFOA for Certificate of Achievement for Excellence in Financial Reporting Program.
- Continue to improve information reporting, budgeting and forecasting.
- Continue to review and update internal controls.
- Assist City Manager with preparation of annual budget.
- Continue to prepare salary and benefit costs for budget preparation.
- Coordinate and assist external auditor with annual audit.
- Continue to ensure time frames are met with regard to timely preparation and presentation of the annual audit.
- Continue to prepare schedules for the ACFR.
- Continue to train the Assistant Finance Director.
- Continue to explore ways to make the functions of the Finance Department more efficient.

FINANCE
EXPENDITURES

	ACTUAL 2023-2024	BUDGET 2024-2025	ESTIMATED 2024-2025	BUDGET 2025-2026
PERSONNEL SERVICES				
Salaries	278,753	298,235	298,235	273,224
Retirement Plan	43,551	58,215	58,215	54,973
Group Insurance	23,164	30,445	30,445	32,782
Worker Compensation	-	528	528	3,106
Social Security	21,663	22,815	22,815	20,902
Longevity Pay	3,176	295	295	490
Total Personnel Services	370,307	410,534	410,534	385,476
SUPPLIES				
Office Supplies	2,982	3,000	3,000	2,500
Operating Supplies	2,326	3,700	3,700	4,210
Misc. Supplies	86	1,000	1,000	-
Total Supplies	5,394	7,700	7,700	6,710
CONTRACTUAL SERVICES				
Professional Services	52,188	57,421	57,421	58,649
Contractual Services	520	-	-	-
Utilities - Telephone	285	285	285	286
Utilities - Gas, Water, Electric	10,830	11,000	11,000	9,858
Printing	797	800	800	1,000
Advertising	900	1,200	1,200	1,200
Travel	1,425	3,000	3,000	2,870
Membership, Dues & Licenses	833	450	450	800
Liability Insurance	5,000	5,814	5,814	2,607
Total Contractual Services	72,778	79,970	79,970	77,270
TOTAL EXPENDITURES	**$ 448,479**	**$ 498,204**	**$ 498,204**	**$ 469,456**

CITY MANAGER & COUNCIL

The City Manager's Office partners with the Mayor and City Council in achieving the goals and objectives set forth for the City of Leon Valley. To this end, a key factor is the identification of priorities and the establishment of management procedures that develops and effectively utilizes City resources. As the City's Chief Administrative Officer, the City Manager's responsibilities include organizational management; fiscal management; program development and City service evaluation. The City Manager must be aware of new methods as they apply to City services. New developments in the area of public policy are researched and analyzed to organize a process of program planning in anticipation of future City needs.

The Office of the City Secretary is responsible for a multitude of duties that support, facilitate and strengthen the Leon Valley governmental process by assisting the City Manager, City Council and City Staff in fulfilling their duties and responsibilities, publishing required legal notices in the official newspaper of the City as dictated by state law, as well as preparing and archiving the minutes of the meetings, coordinating the various boards and commissions and the appointment process of new members, safeguarding and improving the public access to records, documents and files of the City, including responding to requests for information, coordinating and conducting all City elections, managing and updating the Leon Valley Code of Ordinances, and for the maintenance schedule of City Hall and all City departments.

The Department of Human Resources is responsible for providing administrative and management support to the City's policies and procedures. To set programs, policies, and procedures to meet the City's needs for recruitment, retention, risk management, training, and benefit programs; management of workers' compensation, property and liability claims and workforce planning.

OBJECTIVES FOR FY 2025-2026

- Continue "green" communication efforts to keep the public and employees informed with the use of electronic messaging through updated website, emails, Leon Valley ENews, and timely messages on the local business marquees that have been made available to the City.

CITY MANAGER & COUNCIL

OBJECTIVES FOR FY 2025-2026 (Continued)

- Continue to implement Physical Assessments of staffing as established by their essential job functions.
- Continue to provide guidance to staffing needs, using a multi-source approach using third party agencies, contractors, temp hires, and direct hires to ensure timely response to staffing vacancies and keeping within budget.
- Continue to provide excellent customer service to all internal and external customers.
- Continue to promote efficient and effective training and current safety programs to all departments with the goal of reducing insurance claims: health, workers' compensation, property/liability claims, and keeping you with safety regulations.
- Maintain up to date employment policies to ensure compliance with applicable Federal, State, and local laws – FMLA policy, driving, drug and alcohol, electronic communications, and new health program mandates.
- Human Resources to continue educational development with professional associations to ensure employment policies and methods of best practices are following federal, state, and local laws; and maintain achieved certifications.
- Research payroll timekeeping systems that will interface with Incode while ensuring FLSA compliance and accuracy of employee's time and pay.
- Continue to scan records to store them electronically and conduct record destructions in accordance with the Record Management Program.
- Develop a Disaster Recovery Plan for Municipal Records.
- Continue to process open record requests with all departments and to make information more readily available to the public using the City website and MuniDocs.
- Continue the implementation of the Contract Management Program.

CITY MANAGER & COUNCIL

OBJECTIVES FOR FY 2025-2026 (Continued)

- Maintain the Leon Valley City Code of Ordinances through quarterly Supplements.
- Oversee legal requirements for all City elections, promoting communications to keep voters informed and coordinating joint elections with Bexar County Elections Department.
- Continue training in the Texas Municipal Clerks Certification Program to maintain certification as a Texas Registered Municipal Clerk (TRMC).
- Maintain the Texas Municipal Clerk's Association, Inc. Municipal Clerk's Office Achievement of Excellence Award.
- Conduct an inventory of City deeds, studies, and other archives.

CITY MANAGER & COUNCIL
EXPENDITURES

	ACTUAL 2023-2024	BUDGET 2024-2025	ESTIMATED 2024-2025	BUDGET 2025-2026
PERSONNEL SERVICES				
Salaries	427,638	457,622	457,622	472,979
Retirement Plan	91,190	95,872	95,872	101,909
Group Insurance	34,740	40,593	40,593	43,710
Worker Compensation	-	870	870	4,141
Unemployment Compensation	210	-	-	-
Social Security	33,147	37,573	37,573	38,748
Car Allowance	6,000	6,000	6,000	6,000
Other Benefits	24,267	27,526	27,526	27,526
Longevity Pay	5,457	6,119	6,119	5,653
Total Personnel Services	622,649	672,174	672,174	700,665
SUPPLIES				
Office Supplies	238	-	-	-
Operating Supplies	16,217	16,350	16,350	11,952
Misc. Supplies	378	-	-	-
Employee Award Program	3,853	4,800	4,800	-
Total Supplies	20,686	21,150	21,150	11,952
CONTRACTUAL SERVICES				
Professional Services	29,212	21,882	21,882	19,694
Contractual Services	222,593	169,839	169,839	70,535
Utilities - Telephone	16,646	17,000	17,000	13,470
Utilities - Gas, Water, Electric	11,446	12,000	12,000	10,500
Printing	37,420	52,250	52,250	42,400
Advertising	3,710	5,000	5,000	3,950
Travel	17,629	35,850	35,850	32,700
Membership, Dues & Licenses	5,293	8,795	8,795	7,124
Subscriptions to Publications	150	780	780	780
Liability Insurance	30,000	34,885	34,885	2,607
Total Contractual Services	374,099	358,281	358,281	203,760
CAPITAL OUTLAY				
Other Machinery & Equipment	12,799	-	-	-
Total Capital Outlay	12,799	-	-	-
TOTAL EXPENDITURES	**$ 1,030,233**	**$ 1,051,605**	**$ 1,051,605**	**$ 916,377**

INFORMATION TECHNOLOGY



The Technology Department develops and implements the strategy to keep all city departments up to date with current technology and information security based on industry best practices. Personnel in all departments within the city rely on various levels of technology to perform their duties. It is the mission of the Information Technology department to maintain all these systems at their peak both operationally and securing them from threats. Strategic goals, such as evolving the city into a “Smart City” with more information needed and available to residents this, and future, budgets will be tailored to this need.

OBJECTIVES FOR FY 2025-2026

- Continue to move more of the city’s critical platforms and storage to a Software-as-a-Service model. This “In the Cloud” model will reduce the overall cost in hardware and resources to the city. Security and portability will also be increased.
- Continue to streamline processes for efficiency using automated processes, software, and procedures to decrease the time it takes to accomplish repetitive tasks. An example of this would be to improve the wiring in the main server room and create a map of the network that shows where each device connects to the network.
- Continue to strengthen the Cybersecurity stance of the city’s technology infrastructure.
- Create and test an Emergency Action Plan for the department to cover events related to Cybersecurity and natural disasters.

INFORMATION TECHNOLOGY
EXPEDITURES

	ACTUAL 2023-2024	BUDGET 2024-2025	ESTIMATED 2024-2025	BUDGET 2025-2026
PERSONNEL SERVICES				
Salaries	85,849	89,456	89,456	-
Retirement Plan	16,891	17,462	17,462	-
Group Insurance	8,686	10,148	10,148	-
Worker Compensation	153	158	158	-
Social Security	5,860	6,843	6,843	-
Longevity Pay	-	95	95	-
Total Personnel Services	117,439	124,163	124,163	-
SUPPLIES				
Office Supplies	434	1,500	1,500	1,500
Operating Supplies	6,625	23,500	23,500	37,500
Repairs & Maintenance - Internal	4,122	3,500	3,500	4,750
Total Supplies	11,181	28,500	28,500	43,750
CONTRACTUAL				
Contractual Services	167,893	252,461	252,461	247,274
Utilities - Telephone	1,084	1,800	1,800	500
Utilities - Gas, Water, Electric	292	350	350	300
Repairs and Maintenance-External (Peg Fund)	15,981	4,000	4,000	4,000
Travel	1,655	2,000	2,000	2,000
Memberships, Dues & Licenses	293	1,000	1,000	1,000
Liability Insurance	-	-	-	5,214
Tota Contractual Services	187,198	261,611	261,611	260,288
CAPITAL OUTLAY				
Other Machinery & Equipment	-	34,500	34,500	-
Total Capital Outlay	-	34,500	34,500	-
TOTAL EXPENDITURES	**$ 315,818**	**$ 448,774**	**$ 448,774**	**$ 304,038**

POLICE

The Leon Valley Police Department operates across three primary sections: Administration, Patrol, and Criminal Investigations, each with specialized functions that contribute to the overall mission of maintaining public safety and fostering community well-being.

The Administrative Section supports law enforcement efforts through the Red-Light Camera Program, which oversees photographic traffic enforcement, issuing notices, scheduling, and conducting hearings. Additionally, the Impound Lot manages vehicles seized due to violations, ensuring proper processing and handling of vehicles. This division is also responsible for ensuring public trust and collaboration by engaging with the community, resolving disputes, and implementing crime deterrence programs.

Patrol Officers respond promptly to calls for service, enforce laws, safeguard citizens' rights, and maintain peace throughout the community. Through proactive policing, they seek to prevent crime, respond to emergencies, and assist residents and businesses.

The Criminal Investigations Division (CID) comprises skilled detectives who focus on all aspects of criminal investigations. Working closely with local, state, and federal agencies, they gather evidence, conduct interviews, and prepare criminal case files for prosecution. They work to ensure the apprehension of offenders, successful prosecution, and community safety.

Through these integrated efforts, the Leon Valley Police Department is dedicated to protecting and serving the community, ensuring a safe and secure environment for all residents.

OBJECTIVES FOR FY 2025-2026

- Continue aligning policies and procedures with Texas Police Chiefs Association best practices to ensure consistency and excellence.
- Increase patrols in high-traffic neighborhoods to enhance safety and strengthen community trust.
- Expand Neighborhood Watch Programs to boost resident involvement in crime prevention.
- Maintain enforcement against drug-related crimes through investigations and community collaboration.
- Sustain public outreach through crime prevention education and awareness efforts.

POLICE

OBJECTIVES FOR FY 2025-2026 (continued)

- Advance Community Policing strategies focused on collaboration and problem-solving.
- Seek additional grant funding to support equipment needs, staffing, and program expansion.
- Strengthen property crime reduction initiatives using data and community input.
- Recruit, train, and retain qualified officers to strengthen departmental capacity and service delivery.
- Enhance traffic enforcement in neighborhoods and school zones in response to community concerns.
- Expand criminal investigations and proactive efforts to prevent and reduce crime.
- Strengthen partnerships with local and regional law enforcement to ensure effective case resolution and prosecution.
- Refine Criminal Investigations Division processes to improve efficiency and outcomes.
- Provide advanced training for detectives to stay current with investigative practices and legal standards.
- Ensure efficient management of the Impound Lot and proper handling of seized vehicles while maintaining compliance with regulations.

POLICE
EXPENDITURES

	ACTUAL 2023-2024	BUDGET 2024-2025	ESTIMATED 2024-2025	BUDGET 2025-2026
PERSONNEL SERVICES				
Salaries	1,742,272	2,120,420	2,120,420	2,116,940
Retirement Plan	391,014	460,282	460,282	470,633
Group Insurance	181,889	314,597	314,597	316,896
Worker Compensation	49,399	53,759	53,759	30,024
Overtime	125,695	95,000	95,000	95,000
Social Security	148,126	180,387	180,387	178,943
Clothing Allowance	27,581	30,000	30,000	28,000
Standby	9,360	15,600	15,600	15,600
Special Pay	5,220	13,650	13,650	10,530
Certification Pay	47,375	83,330	83,330	73,060
Longevity Pay	21,750	15,582	15,582	13,250
Total Personnel Services	2,749,681	3,382,607	3,382,607	3,348,876
SUPPLIES				
Office Supplies	2,964	5,850	5,850	5,850
Operating Supplies	80,383	77,200	77,200	83,800
Misc. Supplies	40,740	29,450	29,450	29,750
Blue Santa	3,454	4,800	4,800	4,800
Total Supplies	127,541	117,300	117,300	124,200
CONTRACTUAL SERVICES				
Professional Services	10,115	11,876	11,876	18,376
Contractual Services	84,242	74,428	74,428	68,663
Utilities - Telephone	11,472	14,000	14,000	30,288
Utilities - Gas, Water, Electric	10,829	14,000	14,000	9,525
Printing	-	2,500	2,500	2,500
Repairs and Maintenance - External	55,044	38,000	38,000	25,000
Travel	6,137	5,000	5,000	16,000
Membership, Dues & Licenses	1,347	2,500	2,500	2,500
Subscriptions to Publications	190	500	500	500
Grant Expense	20,440	25,000	25,000	25,000
Liability Insurance	70,000	81,399	81,399	36,498
Total Contractual Services	269,816	269,203	269,203	234,850
CAPITAL OUTLAY				
Vehicles	-	65,000	65,000	-
Other Machinery & Equipment	-	-	-	6,600
Total Capital Outlay	-	65,000	65,000	6,600
TOTAL EXPENDITURES	**$ 3,147,038**	**$ 3,834,110**	**$ 3,834,110**	**$ 3,714,526**

IMPOUND LOT



The Impound Lot Program, part of the Administrative Division of the Leon Valley Police Department, manages all towed vehicles within the city. Overseen by a sworn detective, the program ensures proper intake, release, and secure storage of impounded vehicles in compliance with local and state regulations.

Focused on efficiency and accountability, the program conducts regular vehicle auctions to lawfully dispose of abandoned or unclaimed vehicles. It strictly follows legal notification procedures, ensuring vehicle owners and lien holders are properly informed. All documentation is accurately maintained and filed with the State of Texas to meet regulatory standards.

This program supports public safety, ensures legal compliance, and promotes effective vehicle management in the Leon Valley community.

OBJECTIVES FOR FY 2025-2026

- Strengthen vehicle security to prevent damage, theft, or tampering.
- Maintain full compliance with all legal requirements, including timely notifications to owners and lien holders.
- Conduct regular auctions or explore alternative methods to remove vehicles efficiently and maximize lot space.
- Improve communication with all stakeholders by providing timely updates on impounded vehicles.
- Ensure accurate documentation of all vehicle activity, meeting legal and regulatory standards.
- Continue delivering professional, responsive customer service throughout the impound process.
- Review and enhance operational procedures to boost efficiency and service quality.

IMPOUND LOT
EXPENDITURES

	ACTUAL 2023-2024	BUDGET 2024-2025	ESTIMATED 2024-2025	BUDGET 2025-2026
PERSONNEL SERVICES				
Salaries	74,366	79,122	79,122	86,832
Retirement Plan	16,909	16,909	16,909	18,980
Group Insurance	8,683	10,148	10,148	10,927
Worker Compensation	1,918	1,995	1,995	1,035
Social Security	6,214	6,627	6,627	7,216
Clothing Allowance	-	1,000	1,000	1,000
Standby	-	3,120	3,120	3,120
Special Pay	3,120	-	-	-
Certification Pay	3,250	3,380	3,380	3,380
Longevity Pay	5,115	5,247	5,247	4,410
Total Personnel Services	119,575	127,548	127,548	136,901
SUPPLIES				
Office Supplies	240	800	800	800
Operating Supplies	1,277	2,500	2,500	2,500
Misc. Supplies	160	-	-	-
Total Supplies	1,677	3,300	3,300	3,300
CONTRACTUAL SERVICES				
Professional Services	2,031	2,072	2,072	2,072
Contractual Services	6,021	5,000	5,000	6,000
Utilities - Gas, Water, Electric	165	-	-	1,600
Advertising	3,902	3,000	3,000	4,000
Liability Insurance	-	-	-	2,607
Total Contractual Services	12,119	10,072	10,072	16,279
CAPITAL OUTLAY				
Improvements	49,205	17,898	17,898	-
Total Capital Outlay	49,205	17,898	17,898	-
TOTAL EXPENDITURES	**$ 182,576**	**$ 158,818**	**$ 158,818**	**$ 156,480**

FIRE



The Fire Department is divided into two functional sections, Administrative Section and Operations Section.

The mission of the Administrative section is to manage the City's multifaceted all-risk emergency services including fire suppression, investigation and prevention, emergency management, rescue, hazardous materials, weapons of mass destruction and emergency medical services. The administration of the Fire Department works with the City Manager to establish levels of service, propose innovative programs or improvements, and formulate budget requests.

The mission of the City's Emergency Management Program is to provide action plans for City emergencies, maintains emergency warning equipment, and governs overall disaster responses and mitigation capabilities for the City.

The Fire Chief, Assistant Fire Chief, and Deputy Fire Marshal are trained to respond to "all risks" and maintain certifications in structural firefighting, Emergency Medical Services, multiple types of technical rescue, hazardous materials/WMD, and arson investigation. The Fire Chief, Assistant Fire Chief and Deputy Fire Marshal must also maintain certification as Peace Officers and credentials in Emergency Management.

The Fire Chief, Assistant Fire Chief, and Deputy Fire Marshal personnel work 40-hour work weeks and are subject to recall during emergencies. The Operations Section is responsible for the suppressing fires, providing rescue services, providing emergency medical services, promoting public safety, providing fire prevention service and education. Operation personnel are trained as certified Texas Firefighters, certified Texas basic emergency medical technicians or paramedics and are trained to manage basic hazardous material operations. The Operations Sections is always staffed 24/7/365 by a minimum of six personnel. Staffing is broken down into three shifts working 48/96-hour shifts. Each shift consists of a Captain (1), Lieutenant (1), Engineer (1) and Firefighters (5). All personnel are certified by the Texas Department of State Health Service as an EMT or Paramedic.

To provide a fire department based full-service Emergency Medical Service with advanced life support capabilities. Strive to maintain superior services at reasonable costs with quality patient care as our number one goal.

FIRE



The Emergency Medical Services staff is the same staff utilized and assigned in the Operations Division. All the staff are trained Emergency Medical Technician, and most are trained to the Paramedic level. Paramedics receive training in Advanced Cardiac Life Support (ACLS), Pediatric Cardiac Life Support (PALS), Basis Life Support (BLS), Basic Trauma Life Support (BTLS), Pediatric Pre-hospital Provider Course (PPPC) and other EMS specialty classes.

OBJECTIVES FOR FY 2025-2026

- Increase on-duty staff to accommodate for greater demand for services, especially EMS services.
- Continue to provide quality customer service to our residents and visitors.
- Remain highly visible in our community and remain a source for assistance and support for residents and visitors
- Promote a highly motivated and well-trained workforce by providing staff with the opportunity to improve and excel in their position.
- Strive to maintain an average response time of under 5 minutes.
- Cultivate and strengthen relationships with stakeholders, governing bodies, and our residents throughout the community.
- Initiate revised fire prevention and life safety programs.
- Continue to apply for grants to improve fire prevention programs.
- Continue to implement practices that meet the TFMA (Texas Fire Marshals Association) Best Practices model.
- Seek to improve operational efficiency and effectiveness by shaping, enhancing, and adapting to changing circumstances.
- Seek to maintain/improve our current ISO rating of three.
- Continue to apply for grants through FEMA, AFG, TIFMAS and STRAC
- Work to decrease the number of times the fire department has no personnel available to respond to calls due to call volume.
- Continue preparing for the return of the CERT program through BCOEM.

FIRE



OBJECTIVES FOR FY 2025-2026 (continued)

- Continue to implement practices that meet the TFCA (Texas Fire Chiefs Association) Best Practices model.
- Continue to participate and received funds from the ASSPP (Ambulance Service Supplemental Payment Program)
- Maintain the use and collection of funds from Fire Recovery Services.
- Maintain the lowest possible fire loss rates.

FIRE
EXPENDITURES

	ACTUAL 2023-2024	BUDGET 2024-2025	ESTIMATED 2024-2025	BUDGET 2025-2026
PERSONNEL SERVICES				
Salaries	1,663,791	2,013,339	2,013,339	2,195,094
Retirement Plan	402,253	452,751	452,751	502,870
Group Insurance	216,432	284,152	284,152	305,968
Worker Compensation	50,821	60,320	60,320	28,989
Physical Examinations	14,475	16,000	16,000	16,000
Overtime	253,057	140,000	140,000	140,000
Social Security	150,601	177,436	177,436	191,201
Clothing Allowance	18,442	21,000	21,000	21,000
Other Benefits	800	-	-	-
Certification Pay	117,475	145,080	145,080	143,260
Longevity Pay	17,373	19,418	19,418	20,058
Total Personnel Services	2,905,520	3,329,494	3,329,494	3,564,440
SUPPLIES				
Office Supplies	2,810	4,000	4,000	4,000
Operating Supplies	105,960	128,700	128,700	115,700
Repairs & Maintenance - Internal	4,323	12,000	12,000	12,000
Misc. Supplies	377	-	-	-
EMS Supplies	75,750	82,800	82,800	88,400
Total Supplies	189,220	227,500	227,500	220,100
CONTRACTUAL SERVICES				
Professional Services	484	2,160	2,160	2,160
Contractual Services	45,455	82,300	82,300	79,000
Utilities - Telephone	11,635	14,160	14,160	11,820
Utilities - Gas, Water, Electric	27,279	30,000	30,000	33,180
Printing	538	500	500	500
Advertising	3,280	3,000	3,000	2,000
Repairs and Maintenance - External	155,935	70,000	70,000	70,000
Travel	13,322	25,000	25,000	35,000
Membership, Dues & Licenses	11,116	16,450	16,450	16,450
Subscriptions to Publications	-	1,350	1,350	1,350
Grant Expense	3,106	50,000	50,000	50,000
Liability Insurance	40,000	46,514	46,514	33,891
Total Contractual Services	312,150	341,434	341,434	335,351
CAPITAL OUTLAY				
Vehicles	64,875	265,125	-	265,125
Other Machinery & Equipment	24,856	130,000	130,000	-
Total Capital Outlay	89,731	395,125	130,000	265,125
TOTAL EXPENDITURES	**$ 3,496,621**	**$ 4,293,553**	**$ 4,028,428**	**$ 4,385,016**

PUBLIC WORKS

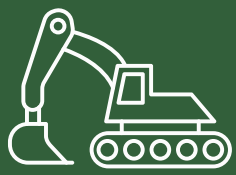

The mission of this department is to construct, operate, maintain and repair the City's infrastructure including streets, sidewalks, curbs, drains, rights-of-way, traffic control systems and signage, marquees, buildings and other facilities and to provide support services to other City departments and to the public. Included is the operation of environmental activities such as solid waste disposal, used oil recycling, drought management, right-of-way mowing, street sweeping and mosquito control. Also included is supervision of franchised utilities, telecommunication companies and developer construction of public infrastructure.

This department provides personnel and support facilities for activities such as subdivision and building plan review, code enforcement lot cleaning, janitorial services, vehicle maintenance, traffic counts and special activities (Christmas, Neighborhood Renewal Program, Earthwise Living, Community Center, Fourth of July, etc.). This department also administers grant projects through the Texas Department of Transportation and Bexar County Community Development Block Grant programs.

OBJECTIVES FOR FY 2025-2026

- Continue to monitor EPA Plume Project and well testing.
- Complete the Christian Village Drainage Improvement Project.
- Provide staff support to Community Advisory Group.
- Conduct Spring and Fall trash and large item pickup.
- Repair/replace various street signs through the city.
- Maintenance to clear debris, mow grass, trim and maintain all city buildings, creeks, drainage ditches and right of ways.
- Assist Police and Fire Departments, Library and City Hall as needed.
- Continue energy savings program, lights, filters, water, reseal windows, etc.
- Repair erosion damage along Huebner Creek and low water crossings.
- Continue accreditation efforts for Public Works.
- Continue to support environmental initiatives by creation of new policies and procedures for carbon reduction.
- Propose electric vehicle stations at various city facilities.

PUBLIC WORKS

OBJECTIVES FOR FY 2025-2026 (continued)

- Continue to apply for grants through Bexar County CDBG.
- Manage Street Maintenance Program using sales tax revenue funds throughout City.
- Perform Year 8 Street Maintenance Project.
- Repair and maintain curbs and sidewalks.
- Remove fallen trees, trim overgrown for emergency vehicle clearance.
- Provide support services for city events.
- Investigate grants for public infrastructure.
- Replace dead trees and other vegetation in public areas.
- Continue supervision of telecommunications contractors.
- Apply for grants for infrastructure rehabilitation where appropriate.
- Assure the continued maintenance programs for all city property.

PUBLIC WORKS
EXPENDITURES

	ACTUAL 2023-2024	BUDGET 2024-2025	ESTIMATED 2024-2025	BUDGET 2025-2026
PERSONNEL SERVICES				
Salaries	962,762	1,177,414	1,177,414	1,261,306
Retirement Plan	198,520	244,918	244,918	268,515
Group Insurance	138,268	213,114	213,114	229,476
Worker Compensation	24,125	25,725	25,725	21,742
Overtime	15,568	60,000	60,000	60,000
Social Security	75,386	95,985	95,985	102,094
Special Pay	310	-	-	-
Certification Pay	18,245	17,290	17,290	13,260
Longevity Pay	19,252	20,947	20,947	19,334
Total Personnel Services	1,452,436	1,855,393	1,855,393	1,975,727
SUPPLIES				
Office Supplies	4,014	3,000	3,000	3,000
Operating Supplies	97,385	75,540	75,540	62,910
Repairs & Maintenance - Internal	40,473	28,500	28,500	16,000
Misc. Supplies	10,542	32,500	32,500	15,000
Total Supplies	152,414	139,540	139,540	96,910
CONTRACTUAL SERVICES				
Professional Services	77,040	100,420	100,420	42,920
Contractual Services	70,097	130,825	130,825	80,915
Utilities - Telephone	5,973	4,000	4,000	10,008
Utilities - Gas, Water, Electric	76,108	70,000	70,000	71,800
Printing	9,095	6,000	6,000	6,000
Advertising	-	5,000	5,000	5,000
Repairs and Maintenance - External	210,540	70,000	70,000	70,000
Single Audit	4,500	-	-	-
Equipment Rental	6,244	1,000	1,000	3,000
Travel	2,945	15,000	15,000	15,000
Membership, Dues & Licenses	7,784	5,000	5,000	10,000
Liability Insurance	71,655	83,323	83,323	39,104
Total Contractual Services	541,981	490,568	490,568	353,747
CAPITAL OUTLAY				
Vehicles	-	-	-	15,000
Other Machinery & Equipment	104,106	87,929	87,929	19,000
Buildings	-	35,000	35,000	-
Improvements	-	50,214	50,214	-
Total Capital Outlay	104,106	173,143	173,143	34,000
TOTAL EXPENDITURES	**$ 2,250,937**	**$ 2,658,644**	**$ 2,658,644**	**$ 2,460,384**

PLANNING & ZONING



To promote and foster a wholesome, active, community environment and to protect the health, safety, and welfare of citizens in a proactive and neighborhood-based formula, through public education and positive behavior reinforcement.

The Planning and Zoning Department is a multi-faceted team tasked with the responsibilities of the creation of a City Comprehensive Master Plan, zoning, planning, platting, permits, subdivision administration, tree preservation, building inspections, health inspections, workshops, and public information.

OBJECTIVES FOR FY 2025-2026

- Finalize revisions to the Zoning Code.
- Further revision and analysis of the Code of Ordinances used by this department.
- Update the City's Comprehensive Master Plan.
- Hold public hearings and zoning and related cases.
- Further customizing permitting software and facilitate the issuance of all building and related permits.
- Continue to update zoning map to include assigning all zoning, platting, and Board of Adjustment cases to each property.
- Continue training for staff.
- Act as staff liaison to the Planning and Zoning Commission and Board of Adjustment.

PLANNING & ZONING
EXPENDITURES

	ACTUAL 2023-2024	BUDGET 2024-2025	ESTIMATED 2024-2025	BUDGET 2025-2026
PERSONNEL SERVICES				
Salaries	186,165	156,694	156,694	179,450
Retirement Plan	36,676	30,587	30,587	36,105
Group Insurance	26,058	20,297	20,297	21,855
Worker Compensation	357	278	278	2,071
Social Security	14,312	11,987	11,987	13,728
Longevity Pay	200	320	320	285
Total Personnel Services	263,768	220,162	220,162	253,494
SUPPLIES				
Office Supplies	1,251	2,000	2,000	1,500
Operating Supplies	2,980	4,300	4,300	5,135
Repairs & Maintenance - Internal	-	500	500	-
Misc. Supplies	284	500	500	-
Total Supplies	4,515	7,300	7,300	6,635
CONTRACTUAL SERVICES				
Professional Services	221,310	527,260	327,216	462,216
Contractual Services	20,773	280,000	280,000	20,000
Utilities - Telephone	1,092	1,940	1,940	1,320
Utilities - Gas, Water, Electric	12,324	13,000	13,000	10,800
Printing	843	1,500	1,500	1,500
Advertising	2,286	2,300	2,300	2,000
Travel	1,411	5,000	5,000	1,500
Membership, Dues & Licenses	466	1,500	1,500	2,000
Subscriptions to Publications	-	500	500	500
Liability Insurance	-	-	-	5,214
Total Contractual Services	260,505	833,000	632,956	507,050
TOTAL EXPENDITURES	**$ 528,788**	**$ 1,060,462**	**$ 860,418**	**$ 767,179**

ECONOMIC DEVELOPMENT



The Economic Development Department (EDD) serves as the City of Leon Valley's business arm. EDD focuses on three areas of activity: 1) promote the development and expansion of new and existing business enterprises within Leon Valley; 2) serve as the City liaison with the Leon Valley business community; and 3) develop and coordinate partnerships with various government agencies and business groups to develop and retain local businesses.

The mission of the Economic Development Department is to facilitate economic development activities that assist in developing and sustaining businesses to create a strong local economy, in an effort to provide a better quality of life for the citizens of Leon Valley; as well as focusing on redevelopment to enhance the community, revitalize the Bandera Road corridor, and increase sales tax revenue.

OBJECTIVES FOR FY 2025-2026

- Continue with redevelopment projects, by supporting business and properties owners to attract new businesses to Leon Valley.
- Serve as an economic resource to local businesses by providing them with valuable assets and tools to help their businesses. Examples include providing free Placer AI reports to local businesses and continuing to be point of contact between businesses and the City of Leon Valley.
- Development for property in Leon Valley to increase ad valorem taxes as well as sales tax.
- Continue to promote the City of Leon Valley as a destination for businesses both small and large to open here.

ECONOMIC DEVELOPMENT
EXPENDITURES

	ACTUAL 2023-2024	BUDGET 2024-2025	ESTIMATED 2024-2025	BUDGET 2025-2026
PERSONNEL SERVICES				
Salaries	106,592	133,445	133,445	121,495
Retirement Plan	21,221	26,048	26,048	24,445
Group Insurance	10,854	12,685	12,685	13,659
Worker Compensation	280	236	236	1,035
Social Security	8,112	10,209	10,209	9,294
Special Pay	1,200	-	-	-
Longevity Pay	79	158	158	239
Total Personnel Services	148,338	182,781	182,781	170,168
SUPPLIES				
Office Supplies	782	650	650	650
Operating Supplies	10,164	12,825	12,825	3,825
Total Supplies	10,946	13,475	13,475	4,475
CONTRACTUAL SERVICES				
Professional Services	7,017	90	90	1,590
Contractual Services	31,501	57,925	57,925	43,186
Utilities - Telephone	285	500	500	300
Utilities - Gas, Water, Electric	292	500	500	300
Advertising	5,224	7,750	7,750	5,000
Repairs & Maintenance - External	1,281	300	300	750
Travel	953	6,695	6,695	3,070
Membership, Dues & Licenses	822	1,346	1,346	1,346
Subscriptions to Publications	144	1,625	1,625	1,625
Project Funding	50,510	127,711	127,711	202,596
4th of July Funding	30,000	30,000	30,000	-
Liability Insurance	2,000	2,326	2,326	5,214
Total Contractual Services	130,029	236,768	236,768	264,977
CAPITAL OUTLAY				
Peg Funds	-	225,000	42,000	-
Improvements	-	6,335	-	-
Total Capital Outlay	-	231,335	42,000	-
TOTAL EXPENDITURES	**$ 289,313**	**$ 664,359**	**$ 475,024**	**$ 439,620**

CODE & ANIMAL CONTROL

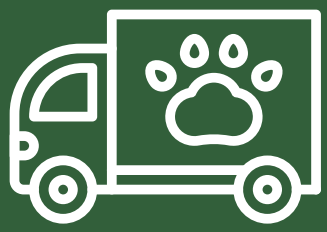

The Code Compliance Department is committed to preserving the health, safety, and appearance of Leon Valley by enforcing city codes and ordinances. Our team works to address property maintenance issues, zoning violations, and other code-related concerns to ensure a clean, safe, and vibrant community. Through proactive inspections, education, and enforcement, we help maintain the high quality of life that residents and businesses expect.

The Animal Control Department is dedicated to ensuring the safety and well-being of both animals and residents in Leon Valley. We enforce local animal ordinances, respond to animal-related concerns, and promote responsible pet ownership. Our team works to protect public health, prevent animal neglect, and reunite lost pets with their owners while fostering a humane and safe environment for all.

OBJECTIVES FOR FY 2025-2026

- Continue with redevelopment projects, by supporting business and properties owners to attract new businesses to Leon Valley.
- Serve as an economic resource to local businesses by providing them with valuable assets and tools to help their businesses. Examples include providing free Placer AI reports to local businesses and continuing to be point of contact between businesses and the City of Leon Valley.
- Development for property in Leon Valley to increase ad valorem taxes as well as sales tax.
- Continue to promote the City of Leon Valley as a destination for businesses both small and large to open here.

CODE & ANIMAL CONTROL
EXPENDITURES

	ACTUAL 2023-2024	BUDGET 2024-2025	ESTIMATED 2024-2025	BUDGET 2025-2026
PERSONNEL SERVICES				
Salaries	-	-	-	93,754
Retirement Plan	-	-	-	19,266
Group Insurance	-	-	-	21,855
Worker Compensation	-	-	-	2,071
Liability Insurance	-	-	-	-
Social Security	-	-	-	7,325
Clothing Allowance	-	-	-	2,000
Special Pay	-	-	-	-
Longevity Pay	-	-	-	145
Total Personnel Services	-	-	-	146,416
SUPPLIES				
Office Supplies	-	-	-	1,000
Operating Supplies	-	-	-	8,750
Total Supplies	-	-	-	9,750
CONTRACTUAL SERVICES				
Professional Services	-	-	-	5,000
Contractual Services	-	-	-	24,600
Utilities - Telephone	-	-	-	600
Utilities - Gas, Water, Electric	-	-	-	300
Printing	-	-	-	350
Repairs & Maintenance - External	-	-	-	2,500
Travel	-	-	-	1,500
Membership, Dues & Licenses	-	-	-	750
Liability Insurance	-	-	-	2,607
Total Contractual Services	-	-	-	38,207
TOTAL EXPENDITURES	**$ -**	**$ -**	**$ -**	**$ 194,373**

SPECIAL EVENTS

The City of Leon Valley, through the Community Relations Department, organizes and sponsors a variety of special events designed to engage and enrich the community. These events include the Annual July 4th Celebration, Holiday Tree Lighting Ceremony, Volunteer Appreciation Dinner, Movies in the Park, and Earthwise Living Day.

The mission of the Special Events Program is to foster a strong sense of community, provide recreational and cultural opportunities, and offer quality entertainment that enhances the overall well-being of Leon Valley residents. In addition, the program seeks to attract visitors and promote the City as a vibrant and welcoming destination, thereby supporting local tourism and economic growth.

OBJECTIVES FOR FY 2025-2026

- Continue to provide quality events.
- Purchase more structures for the Holiday Lighting event including additional tree rings.
- Work on promoting events with new trending videos.
- Collaborate with another organization to provide recreational and cultural opportunities.

SPECIAL EVENTS
EXPENDITURES

	ACTUAL 2023-2024	BUDGET 2024-2025	ESTIMATED 2024-2025	BUDGET 2025-2026
PERSONNEL SERVICES				
Retirement Plan	8,759	8,308	8,308	2,098
Overtime	23,000	39,600	39,600	10,000
Social Security	3,309	3,029	3,029	765
Total Personnel Services	35,068	50,937	50,937	12,863
SUPPLIES				
Advertising	831	3,000	3,000	-
Concerts	-	-	-	-
Volunteer Appreciation Dinner	2,781	4,000	4,000	-
Fourth of July	96,347	100,000	100,000	-
Christmas Tree Lighting	2,711	4,800	4,800	4,800
Earthwise Living Day	3,333	5,200	5,200	2,700
Arbor Day	120	-	-	-
Movies in the Park	2,115	2,160	2,160	-
Employee Luncheon	-	5,000	5,000	-
Total Supplies	108,238	124,160	124,160	7,500
TOTAL EXPENDITURES	**$ 143,306**	**$ 175,097**	**$ 175,097**	**$ 20,363**

PARKS & RECREATION



The goal of the Parks and Recreation Department is to provide excellent parks, recreational green space, and cultural opportunities. The mission of the Parks and Recreation Department is to monitor and revise the Parks Master Plan, encourage development of new recreational programs, continue to improve park spaces, continue to develop the hike & bike trail system, develop a program to encourage residents to take advantage of outside amenities, and to provide cultural opportunities to our citizens and guests. The Department will enhance the citizens quality of life by providing safe, well-maintained parks and public places; preserving open space and historic resources; caring for people; strengthening the bonds of community; and creating opportunities for enrichment. This department works with the Reservation Clerk for rentals in the park and provides staff support to the Park Commission.

OBJECTIVES FOR FY 2025-2026

- Continue to support activities at the Community Garden area and encourage citizens to participate.
- Provide management and program oversight to City pools contractor.
- Work with Park Commission to create programs for citizen participation at the parks.
- Rehabilitate Park amenities as needed at all parks, mow grass, creeks and trim trees, and repair sidewalks and walkways.
- Continue to support City events.
- Plant and maintain new trees in all parks
- Repair athletic field surface and irrigation system.
- Apply for an NOP grant for the Huebner Creek Hike & Bike Trail Segment III.
- Construct the Huebner Creek Greenway Hike & Bike Trail Segment II.
- Provide maintenance and upkeep of the Huebner Creek Greenway Hike and Bike Trail Segment I.
- Provide staff support and assistance to the Park Commission.
- Complete improvements to the pedestrian path at the Linkwood-Pavona Place walking trail.

PARKS & RECREATION



OBJECTIVES FOR FY 2025-2026 (continued)

- Decommission the Leon Valley Community Pool.
- Remodel the Forest Oaks Community Pool.
- Continue development of Steurenthaler-Silo, Old Mill and The Ridge parks, and the Hetherington Trail.
- Continue maintenance of Huebner Creek LC-17 Flood Control project land areas.
- Replace Raymond Rimkus Park restroom with ADA compliant restroom.

PARK & RECREATION
EXPENDITURES

	ACTUAL 2023-2024	BUDGET 2024-2025	ESTIMATED 2024-2025	BUDGET 2025-2026
PERSONNEL SERVICES				
Salaries	-	-	-	-
Retirement Plan	-	-	-	-
Group Insurance	-	-	-	-
Worker Compensation	-	-	-	-
Social Security	-	-	-	-
Longevity Pay	-	-	-	-
Total Personnel Services	-	-	-	-
SUPPLIES				
Office Supplies	-	300	300	-
Operating Supplies	24,838	39,300	39,300	27,000
Repairs & Maintenance - Internal	20,024	29,500	29,500	10,500
Misc. Supplies	4,992	11,500	11,500	4,000
Total Supplies	49,854	80,600	80,600	41,500
CONTRACTUAL SERVICES				
Professional Services	48,979	15,000	15,000	5,000
Contractual Services	165,670	105,000	105,000	124,975
Utilities - Telephone	3,447	3,000	3,000	1,850
Utilities - Gas, Water, Electric	33,769	40,000	40,000	30,030
Printing	-	5,000	5,000	2,000
Advertising	-	2,600	2,600	-
Repairs and Maintenance - External	89,590	25,000	25,000	25,000
Equipment Rental	695	-	-	6,800
Travel	-	2,000	2,000	-
Membership, Dues & Licenses	100	1,000	1,000	1,000
Liability Insurance	4,000	4,651	4,651	5,214
Total Contractual Services	346,250	203,251	203,251	201,869
CAPITAL OUTLAY				
Other Machinery & Equipment	-	40,000	40,000	35,000
Improvements	162,490	2,365,788	160,000	2,272,297
Total Capital Outlay	162,490	2,405,788	200,000	2,307,297
TOTAL EXPENDITURES	**$ 558,594**	**$ 2,689,639**	**$ 483,851**	**$ 2,550,666**

LIBRARY



The Leon Valley Public Library is the city's friendly gateway to the worlds of learning, imagination, creativity, and community interaction. The primary mission of the Leon Valley Public Library is to provide quality educational and information resources, historical and cultural opportunities, and recreational activities enriching the entire community.

OBJECTIVES FOR FY 2025-2026

- Continue to digitize the Archives Collection.
- Continue working with IT and the Library Advisory Board to develop a Technology Plan outlining future updates, replacements, and improved technology for library patrons and staff.
- Continue looking for and applying for grants to help us enhance programming and update the Library's appearance.
- Continue to increase availability and access to workforce development resources.
- Continue to increase availability and access to parenting resources.
- Increase outreach with Northside ISD, preschools, and local charter schools.
- Publish self-guided technology courses on website.

LIBRARY
EXPENDITURES

	ACTUAL 2023-2024	BUDGET 2024-2025	ESTIMATED 2024-2025	BUDGET 2025-2026
PERSONNEL SERVICES				
Salaries	277,644	291,168	291,168	304,965
Retirement Plan	48,599	56,836	56,836	61,359
Group Insurance	26,088	50,741	50,741	43,710
Worker Compensation	747	692	692	7,247
Social Security	21,661	22,274	22,274	23,330
Longevity Pay	4,188	5,273	5,273	4,376
Total Personnel Services	378,927	426,985	426,985	444,987
SUPPLIES				
Office Supplies	738	1,350	1,350	1,100
Operating Supplies	9,408	41,600	41,600	14,525
Repairs & Maintenance - Internal	-	1,000	1,000	1,000
Misc. Supplies	11,041	-	-	-
Library Supplies	39,679	31,300	31,300	30,000
Gifts and Memorials	-	1,000	1,000	1,000
Total Supplies	60,866	76,250	76,250	47,625
CONTRACTUAL SERVICES				
Professional Services	532	1,338	1,338	300
Contractual Services	18,026	17,244	17,244	22,474
Utilities - Telephone	4,280	3,000	3,000	3,095
Utilities - Gas, Water, Electric	11,198	12,000	12,000	12,900
Printing	138	750	750	750
Repairs and Maintenance - External	-	3,000	3,000	1,500
Travel	2,626	3,000	3,000	3,000
Membership, Dues & Licenses	1,688	3,000	3,000	4,000
Subscriptions to Publications	3,525	3,500	3,500	4,000
Liability Insurance	-	5,000	5,000	5,214
Grant Expenses	-	-	-	-
Total Contractual Services	42,013	51,832	51,832	57,233
TOTAL EXPENDITURES	**$ 481,806**	**$ 555,067**	**$ 555,067**	**$ 549,845**

ENTERPRISE FUND



The Enterprise Fund's function is to account for the management and operation of the City's water, sewer, and stormwater Systems. All operations are intended to be self-supporting through user charges. The fund has three departments:

- Water
- Sewer
- Stormwater

WATER, SEWER AND STORMWATER
SUMMARY OF REVENUES AND EXPENSES

	ACTUAL 2023-2024	BUDGET 2024-2025	ESTIMATED 2024-2025	BUDGET 2025-2026
OPERATING REVENUES				
Water Sales	$ 2,007,835	$ 2,119,100	$ 2,119,100	$ 2,069,950
Sewer Sales	2,650,915	2,508,000	2,508,000	2,649,085
Stormwater Fees	540,758	564,000	564,000	569,500
Customer Penalties	58,361	59,500	59,500	62,750
Tapping Fees	30,642	10,000	10,000	20,000
Connection & Platting	2,450	2,250	2,250	-
TOTAL OPERATING REVENUES	5,290,961	5,262,850	5,262,850	5,371,285
OPERATING EXPENSES				
Water System	828,558	1,191,607	1,191,607	1,232,775
Sewer System	1,896,996	2,275,650	2,275,650	1,890,442
Stormwater	211,994	184,800	184,800	239,352
Depreciation	395,785	-	-	-
TOTAL OPERATING EXPENSES	3,333,333	3,652,058	3,652,058	3,362,569
NET OPERATING INCOME (LOSS)	1,957,628	1,610,792	1,610,792	2,008,716
NON-OPERATING REVENUES (EXPENSES)				
Interest Income	207,415	171,666	171,666	175,099
Grants	245,726	-	-	-
Miscellaneous and Other	189,575	1,300,500	500	9,500
Water Supply Fee Reserve	-	-	834,263	-
Transfers In from Other Funds	316,863	-	-	-
Transfer out to Debt Service	(51,065)	(107,863)	(107,863)	(106,075)
Transfer Out Shared Personnel Services	(1,380,647)	(1,253,538)	(1,253,538)	(1,301,355)
TOTAL NON-OPERATING REVENUES (EXPENSES)	(472,133)	110,765	(354,972)	(1,222,831)
NET INCOME (LOSS)	1,485,496	1,721,557	1,255,820	785,885
CHANGES IN WORKING CAPITAL				
SOURCES (USES) OF WORKING CAPITAL				
Additions to Fixed Assets	-	3,773,438	1,700,000	1,419,000
TOTAL SOURCES (USES) OF WORKING CAPITAL	-	3,773,438	1,700,000	1,419,000
NET INCREASE (DECREASE) IN WORKING CAPITAL	1,485,496	(2,051,881)	(444,180)	(633,115)
BEGINNING FUND BALANCE	2,704,275	4,189,771	4,189,771	3,745,591
*ENDING FUND BALANCE	$ 4,189,771	$ 2,137,890	$ 3,745,591	$ 3,112,476

WATER AND SEWER FUND
SCHEDULE OF OPERATING REVENUES BY SOURCE

	ACTUAL 2023-2024	BUDGET 2024-2025	ESTIMATED 2024-2025	BUDGET 2025-2026
OPERATING REVENUES				
Water Sales				
Metered Water	1,692,773	1,800,000	1,800,000	1,718,739
Edwards Aquifer Fee	163,459	170,000	170,000	177,417
Bulk Water	13,512	3,000	3,000	20,000
Water - Surcharge	-	-	-	5,000
Water Supply Fee	131,900	140,000	140,000	142,694
TCEQ Public Health Fee	6,191	6,100	6,100	6,100
Total Water Sales	2,007,835	2,119,100	2,119,100	2,069,950
Sewer Sales				
City Service (SAWS)	2,642,077	2,500,000	2,500,000	2,640,085
City Surcharge	8,838	8,000	8,000	9,000
Total Sewer Sales	2,650,915	2,508,000	2,508,000	2,649,085
Storm Water				
Storm Water Fees	396,659	380,000	380,000	380,000
Storm Water Fee-SAWS Billing	139,112	180,000	180,000	185,000
Storm Water Penalties	4,987	4,000	4,000	4,500
Total Storm Water Fees	540,758	564,000	564,000	569,500
Connection Fees				
Connection Fees	2,450	2,250	2,250	-
Total Connection Fees	2,450	2,250	2,250	-
Customer Fees				
Customer Penalties	51,011	51,500	51,500	54,750
Customer Disconnection Fees	7,350	8,000	8,000	8,000
Total Customer Fees	58,361	59,500	59,500	62,750
Tapping Fees				
Water Tap Fees	30,642	10,000	10,000	20,000
Sewer Tap Fees	-	-	-	-
Total Tapping Fees	30,642	10,000	10,000	20,000
TOTAL OPERATING REVENUES	**$ 5,290,961**	**$ 5,262,850**	**$ 5,262,850**	**$ 5,371,285**

WATER AND SEWER FUND
SCHEDULE OF NON-OPERATING REVENUES (EXPENSES)

	ACTUAL 2023-2024	BUDGET 2024-2025	ESTIMATED 2024-2025	BUDGET 2025-2026
Non-Operating Revenues				
Interest Income	207,415	171,666	171,666	175,099
Impact Fees	71,882	-	-	-
Miscellaneous Income	16,923	500	500	500
SAWS Water Lease	-	-	9,000	9,000
Water Supply Fee Reserve	-	-	834,263	-
Bexar County Reimbursement	100,770	1,300,000	-	-
CDBG Reimbursement	245,726	-	-	-
Transfer In from Other Funds	316,863	-	-	-
Total Non-Operating Revenues	959,579	1,472,166	1,015,429	184,599
Non-Operating Expenses				
Transfer Out to Debt Service	(51,065)	(107,863)	(107,863)	(106,075)
Transfer Out Shared Personnel Services	(1,380,647)	(1,253,538)	(1,253,538)	(1,301,355)
Total Non-Operating Expenses	(1,431,712)	(1,361,401)	(1,361,401)	(1,407,430)
TOTAL NON-OPERATING REVENUES (EXPENSES)	$ (472,133)	$ 110,765	$ (345,972)	$ (1,222,831)

WATER AND SEWER FUND
SCHEDULE OF SOURCES (USES) OF WORKING CAPIT

	ACTUAL 2023-2024	BUDGET 2024-2025	ESTIMATED 2024-2025	BUDGET 2025-2026
Additions to Fixed Assets				
Water System	-	2,175,000	1,450,000	643,000
Sewer System	-	937,633	150,000	500,000
Storm Water	-	660,805	100,000	276,000
Total Additions to Fixed Assets	$ -	$ 3,773,438	$ 1,700,000	$ 1,419,000

WATER

The department provides management and administration to water system operations and provides policy guidance and procedures for distributing potable water to the City's water customers in accordance with the requirements of the State and other regulatory agencies.

This department provides 24-hour support for operations and maintenance of the Leon Valley public water supply and distribution system. The mission is to deliver adequate supplies of potable water to approximately 2,600 customers in accordance with the Texas Commission on Environmental Quality (TCEQ) and State Fire Insurance Commission regulations, and to plan for future water needs. Included is the maintenance of records, reports, and support for the water system and billing department in the reading of meters, customer actions, and new meter installations. The Department conducts meter repair and replacement; water storage tank rehabilitation and well maintenance; water main, fire hydrant, curb stop, valve, and lateral replacement activities. The department is also responsible for finding and correcting unaccounted water loss through an on-going leak detection and repair program. Personnel are also responsible for Edwards Aquifer Authority (EAA) critical period management plan operations.

OBJECTIVES FOR FY 2025-2026

- Replace portions of water and sewer mains as identified in the Capital Improvements Plan.
- Obtain 12-acre feet of water rights.
- Maintain and conduct annual inspections of the three elevated and one ground storage tanks.
- Update the water and sewer GIS mapping.
- Continue to assist developers with water and sewer service for any new residential or commercial development.
- Continue the water meter repair/replacement program.
- Replace fire hydrants as needed with newer "quick-connect" type hydrants.
- Install replacement meters to upgraded touch read meters for meter replacement program.
- Install replacement curb stops.

WATER

OBJECTIVES FOR FY 2025-2026 (continued)

- Test backflow prevention device for Recycled Water System.
- Maintain the Grass Hill and Huebner Chlorine control system.
- Conduct annual TCEQ tank inspection.
- Conduct water sampling for analysis per the TCEQ. Perform all required reporting.
- Repair any reported leaks under driveways, sidewalks, etc. and replace materials as needed.
- Continue to monitor water and sewer mains and rank for replacement.
- Continue to monitor water rates and identify methods to fund water main replacement.
- Replace fire hydrants in the Pavona, Linkwood, and Grass Valley neighborhoods.
- Maintain irrigation systems at Rimkus Park, Conference and Community Centers, Library and City Hall.

WATER
EXPENSES

	ACTUAL 2023-2024	BUDGET 2024-2025	ESTIMATED 2024-2025	BUDGET 2025-2026
PERSONNEL SERVICES				
Salaries	202,996	220,292	220,292	228,680
Retirement Plan	(100,635)	45,395	45,395	50,947
Group Insurance	34,165	40,593	40,593	43,710
Worker Compensation	4,382	4,521	4,521	3,106
Overtime	21,855	8,000	8,000	8,000
Social Security	17,496	17,791	17,791	19,371
Standby	10,882	-	-	13,000
Certification Pay	-	4,264	4,264	3,536
Longevity Pay	7,610	8,066	8,066	3,602
Total Personnel Services	198,751	348,921	348,921	373,951
SUPPLIES				
Office Supplies	368	2,000	2,000	2,500
Operating Supplies	34,132	50,550	50,550	84,200
Repairs & Maintenance - Internal	53,970	140,000	140,000	122,500
Misc. Supplies	7,566	15,000	15,000	7,000
Water Conservation Program	-	2,000	2,000	2,000
Total Supplies	96,036	209,550	209,550	218,200
CONTRACTUAL SERVICES				
Professional Services	59,469	24,501	24,501	43,401
Contractual Services	219,866	282,250	282,250	299,238
Utilities - Telephone	136	17,000	17,000	140
Utilities - Gas, Water, Electric	106,175	100,000	100,000	113,175
Printing	3,542	3,000	3,000	4,000
Advertising	-	10,000	10,000	3,600
Repairs and Maintenance - External	106,656	145,000	145,000	140,000
Equipment Rental	4,532	8,000	8,000	5,000
Travel	2,121	7,000	7,000	5,000
Membership, Dues & Licenses	1,274	1,500	1,500	1,000
Liability Insurance	30,000	34,885	34,885	26,070
Total Contractual Services	533,771	633,136	633,136	640,624
CAPITAL OUTLAY				
Water Rights	-	1,350,000	1,350,000	143,000
Improvements	-	825,000	100,000	500,000
Total Capital Outlay	-	2,175,000	1,450,000	643,000
TOTAL EXPENSES	**$ 828,558**	**$ 3,366,607**	**$ 2,641,607**	**$ 1,875,775**

SEWER

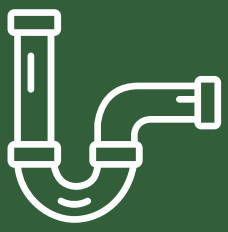

The department provides management and administration to water, sewer, and stormwater system operations, provides policy guidance and procedures for distributing potable water to the City's water customers in accordance with requirements of the State and other regulatory agencies, provides direction for operations and maintenance of City-wide sanitary sewer collection system, and provides direction and administration to the Stormwater System in accordance with MS4 permitting regulations.

This department provides 24-hour personnel for operations and maintenance of the sanitary sewer collection system.Included in the responsibilities is the reconstruction of existing sewer mains and services, preparation of required reports, development of long range plans for system replacements, supervision of new construction by developers, support of Finance Department billing operations, clearance of sewer blockages, sewer main cleaning, and providing support of other utility operations.

OBJECTIVES FOR FY 2025-2026

- Apply for CDBG funding to construct a new sewer main on Locker Lane.
- Televise video of sewer mains; commercial and residential.
- Run sewer camera for video and sewer jet machine to clear lines.
- Maintain sewer lines, point repairs, line replacements and install clean outs.
- Replace damaged sewer mains, identified from videotaped footage.
- Continue low-flow toilet replacement program.
- Perform sewer cleaning activities.
- Continue to monitor sewer rates and identify methods to fund sewer main replacement.

SEWER
EXPENSES

	ACTUAL 2023-2024	BUDGET 2024-2025	ESTIMATED 2024-2025	BUDGET 2025-2026
PERSONNEL SERVICES				
Salaries	50,227	55,073	55,073	57,170
Retirement Plan	10,245	12,495	12,495	13,290
Group Insurance	8,541	10,148	10,148	10,927
Worker Compensation	1,207	1,244	1,244	2,071
Overtime	-	8,000	8,000	8,000
Social Security	3,795	4,897	4,897	5,053
Certification Pay	-	936	936	884
Longevity Pay	1,902	2,016	2,016	900
Total Personnel Services	75,917	94,809	94,809	98,296
SUPPLIES				
Office Supplies	3,251	-	-	-
Operating Supplies	-	8,152	8,152	3,000
Repairs & Maintenance - Internal	1,441	17,500	17,500	13,000
Misc. Supplies	-	27,500	27,500	6,000
Total Supplies	4,692	53,152	53,152	22,000
CONTRACTUAL SERVICES				
Professional Services	22,334	59,285	59,285	33,113
Contractual Services	1,765,088	1,980,276	1,980,276	1,636,763
Advertising	2,143	2,500	2,500	2,200
Repairs and Maintenance - External	4,600	60,000	60,000	60,000
Liability Insurance	10,000	11,628	11,628	26,070
Sewer Surcharge	12,222	14,000	14,000	12,000
Total Contractual Services	1,816,387	2,127,689	2,127,689	1,770,146
CAPITAL OUTLAY				
Improvements	-	937,633	150,000	500,000
Total Capital Outlay	-	937,633	150,000	500,000
TOTAL EXPENSES	**$ 1,896,996**	**$ 3,213,283**	**$ 2,425,650**	**$ 2,390,442**

STORMWATER

The department provides management and administration to water, sewer, and stormwater system operations, provides policy guidance and procedures for distributing potable water to the City's water customers in accordance with requirements of the State and other regulatory agencies, provides direction for operations and maintenance of City-wide sanitary sewer collection system, and provides direction and administration to the Stormwater System in accordance with MS4 permitting regulations.

The goal of this program is to reduce the discharge of pollutants into drainage systems, creeks and streams to the maximum extent practicable, to protect water quality, and to satisfy the requirements of the Texas Commission on Environmental Quality (TCEQ) Phase II program under the provisions of Section 402 of the Clean Water Act (CWA) and Chapter 26 of the Texas Water Code (TWC).The program also identifies Leon Valley's legal authority to implement the general permit.

This program describes the manner in which the permit will be administered and provides the basis for the city's development of a budget and fee collection system. The city's authority is explicitly stated in Chapter 30 of the Texas Administrative Code 205.5(a), and Section 26.040 of the Texas Water Code for the Texas Storm Water Discharges from Small MS4s – TCEQ Docket No. 2006-0428-WO TPDES General Permit to Discharge Under the Texas Pollutant Discharge Elimination System TXR040000.

OBJECTIVES FOR FY 2025-2026

- Create and fund a position for a Certified Stormwater Inspector.
- Continue mowing and de-silting program for both creeks.
- Submit a new 5-year Stormwater Management Program Plan to TCEQ.
- Develop maintenance program for public parking areas.
- Continue inspections of construction activity to ensure Best Management Practices.
- Complete Annual Report for MS4 Permit.
- Participate in the 2025 Basura Bash and Earthwise Living Day.
- Investigate funding for Huebner Creek erosion control project.
- Complete the Low Impact Development (LID) parking lot located at Shadow Mist Park.

STORM WATER

OBJECTIVES FOR FY 2025-2026 (continued)

- Continue street sweeping program, with neighborhood notification and scheduling.
- Conduct Stormwater public education.
- Continue maintenance of storm drains.
- Provide maintenance of existing LID parking lot at City Hall.
- Perform flood/drainage remediation at identified areas.
- Identify additional opportunities for the construction of a LID parking lot.
- Mow and maintain storm drain inlet/outlets.

STORMWATER
EXPENSES

	ACTUAL 2023-2024	BUDGET 2024-2025	ESTIMATED 2024-2025	BUDGET 2025-2026
PERSONNEL SERVICES				
Salaries	-	-	-	-
Retirement Plan	-	-	-	-
Group Insurance	-	-	-	-
Overtime	-	-	-	-
Social Security	-	-	-	-
Longevity Pay	-	-	-	-
Total Personnel Services	-	-	-	-
SUPPLIES				
Operating Supplies	3,340	12,000	12,000	8,500
Repairs & Maintenance - Internal	150	10,000	10,000	1,500
Miscellaneous Supplies	4,288	6,000	6,000	3,600
Total Supplies	7,778	28,000	28,000	13,600
Contractual Services				
Professional Services	24,863	30,000	30,000	25,000
Contractual Services	41,761	58,500	58,500	146,952
Printing	25	3,000	3,000	1,000
Repairs and Maintenance - External	127,143	50,000	50,000	50,000
Travel	-	5,000	5,000	2,500
Membership, Dues & Licenses	424	300	300	300
Liability Insurance	10,000	10,000	10,000	-
Total Contractual Services	204,216	156,800	156,800	225,752
CAPITAL OUTLAY				
Improvements	-	660,805	100,000	-
Other Machinery & Equipment	-	-	-	276,000
Total Capital Outlay	-	660,805	100,000	276,000
TOTAL EXPENSES	**$ 211,994**	**$ 845,605**	**$ 284,800**	**$ 515,352**

RED LIGHT CAMERA FUND



The purpose of the Red Light Camera Fund is to provide oversight for the photographic traffic enforcement system throughout Leon Valley. Employees of this program observe, approve, and adjudicate civil traffic violations documented by our automated traffic control system. The goal of the program is traffic safety and reduction of injuries and property loss from traffic crashes throughout the City of Leon Valley.

- Red Light Camera
- Traffic Safety

RED LIGHT CAMERA AND TRAFFIC SAFETY
SUMMARY OF REVENUES AND EXPENDITURES

	ACTUAL 2023-2024	BUDGET 2024-2025	ESTIMATED 2024-2025	BUDGET 2025-2026
BEGINNING FUND BALANCE	**$1,077,147**	**$944,823**	**$944,823**	**$329,920**
Revenues				
Red Light Camera Fines	2,116,767	2,080,051	1,650,041	1,884,258
Red Light Camera Late Fees	187,588	200,000	200,000	200,000
Interest	42,329	37,740	37,000	45,000
Miscellaneous	(1,436)	-	-	-
Total Revenue	2,345,248	2,317,791	1,887,041	2,129,258
Other Funding Sources				
ARP Funds	-	-	-	-
Total Other Funding Sources	-	-	-	-
TOTAL RESOURCES	**$ 3,422,395**	**$ 3,262,614**	**$ 2,831,864**	**$ 2,459,178**
Expenditures				
Personnel Services	787,991	881,984	881,984	919,463
Supplies	9,198	46,275	46,275	82,400
Contractual Services	904,200	986,803	986,803	1,048,886
Capital Outlay	433,625	216,618	216,618	-
Total Expenditures	2,135,014	2,131,680	2,131,680	2,050,749
Other Financing Uses				
Shared Personnel Services to GF-RLC	342,558	370,264	370,264	286,838
Total Other Financing Uses	342,558	370,264	370,264	286,838
TOTAL EXPENDITURES	**$ 2,477,572**	**$ 2,501,944**	**$ 2,501,944**	**$ 2,337,587**
ENDING FUND BALANCE	**$ 944,823**	**$ 760,670**	**$ 329,920**	**$ 121,591**

RED LIGHT CAMERA

The purpose of the Red-Light Camera Program is to provide oversight for the photographic traffic enforcement system throughout Leon Valley. Members of this program observe, approve, and adjudicate civil traffic violations documented by our automated traffic control system. The goal of the program is traffic safety and reduction of injuries and property loss from traffic crashes throughout the City of Leon Valley.

OBJECTIVES FOR FY 2025-2026

- Continue refining operational procedures and internal guidelines to support the consistent evaluation, validation, and processing of civil red-light infractions captured by the automated enforcement system and confirmed by designated officers.
- Actively oversee and assess the functionality of all camera units to ensure that only verified violations are cited, maintaining fairness and accountability in enforcement.
- Leverage program-generated revenue to invest in additional traffic calming measures and infrastructure upgrades at high-risk intersections, based on data-driven assessments.

RED LIGHT CAMERA
EXPENDITURES

	ACTUAL 2023-2024	BUDGET 2024-2025	ESTIMATED 2024-2025	BUDGET 2025-2026
PERSONNEL SERVICES				
Salaries	388,347	432,204	432,204	460,481
Retirement Plan	82,550	89,927	89,927	98,616
Group Insurance	43,395	60,890	60,890	65,565
Worker Compensation	10,280	10,606	10,606	6,212
Unemployment Compensation	-	-	-	-
Overtime	3,738	-	-	-
Social Security	30,652	35,243	35,243	37,496
Clothing Allowance	7,775	6,000	6,000	6,000
Stand - By	3,120	3,120	3,120	3,120
Special Pay	140	-	-	1,170
Certification Pay	17,090	19,370	19,370	19,370
Longevity Pay	7,940	6,794	6,794	7,531
Total Personnel Services	595,027	664,154	664,154	705,561
SUPPLIES				
Office Supplies	-	200	200	200
Operating Supplies	1,781	8,350	8,350	18,450
Total Supplies	1,781	8,550	8,550	18,650
CONTRACTUAL SERVICES				
Professional Services	193	820	820	920
Contractual Services	846,961	907,000	907,000	884,328
Liability Insurance	-	-	-	26,070
Total Contractual Services	847,154	907,820	907,820	911,318
TOTAL EXPENDITURES	**$ 1,443,962**	**$ 1,580,524**	**$ 1,580,524**	**$ 1,635,529**

TRAFFIC SAFETY



Leon Valley's Traffic Safety Initiative uses data-driven strategies to reduce crashes and improve road safety. Traffic officers focus on high-risk areas based on crash reports, officer observations, and feedback from residents and businesses.

The goal is to lower traffic violations and collisions through targeted, proactive enforcement. By responding to problem areas and working with the community, the initiative helps make Leon Valley's roads safer and improves overall quality of life.

OBJECTIVES FOR FY 2025-2026

- Maintain a proactive response to resident-reported traffic concerns by continuing to monitor, investigate, and address issues on streets and intersections throughout Leon Valley.
- Consistently assess and enhance internal protocols related to traffic enforcement, ensuring alignment with best practices and community expectations while promoting officer accountability and ongoing program improvement.

TRAFFIC SAFETY
EXPENDITURES

	ACTUAL 2023-2024	BUDGET 2024-2025	ESTIMATED 2024-2025	BUDGET 2025-2026
PERSONNEL SERVICES				
Salaries	113,315	124,540	124,540	126,261
Retirement Plan	26,176	29,737	29,737	29,872
Group Insurance	15,961	20,297	20,297	21,855
Worker Compensation	4,794	3,508	3,508	2,071
Overtime	18,724	18,000	18,000	18,000
Social Security	9,729	11,654	11,654	11,358
Clothing Allowance	360	2,000	2,000	2,000
Special Pay	455	650	650	-
Certification Pay	3,275	7,150	7,150	2,210
Longevity Pay	175	295	295	275
Total Personnel Services	192,964	217,831	217,831	213,902
SUPPLIES				
Office Supplies	56	500	500	700
Operating Supplies	6,861	19,900	19,900	40,200
Misc. Supplies	500	17,325	17,325	22,850
Total Supplies	7,417	37,725	37,725	63,750
CONTRACTUAL SERVICES				
Professional Services	603	1,216	1,216	1,216
Contractual Services	44,476	67,767	67,767	98,282
Repairs and Maintenance - External	11,967	10,000	10,000	12,000
Liability Insurance	-	-	-	26,070
Total Contractual Services	57,046	78,983	78,983	137,568
CAPITAL OUTLAY				
Vehicles	152,898	187,102	187,102	-
Other Machinery & Equipment	181,222	-	-	-
Improvements other than Building	99,505	29,516	29,516	-
Total Capital Outlay	433,625	216,618	216,618	-
TOTAL EXPENDITURES	**$ 691,052**	**$ 551,157**	**$ 551,157**	**$ 415,220**

DEBT FUND



The Debt Service Fund is used to account for the accumulation of resources for and the payment of principal and interest on general long-term debt of the City other than revenue bonds. An ad valorem property tax rate is calculated by the City annually. Property taxes are levied on January 1 each year on all taxable property within the City.The taxes become payable on October 1 following the levy date and delinquent on February 1 of the subsequent year. The annual tax levy must be sufficient in amount to meet current year debt payment requirements.

Issue	Outstanding as of 09/30/2024
2021 Refunding Bonds	$4,030,000
2016 Certificates of Obligation	$1,645,000

DEBT SERVICE
SUMMARY OF REVENUES AND EXPENDITURES

	ACTUAL 2023-2024	BUDGET 2024-2025	ESTIMATED 2024-2025	BUDGET 2025-2026
BEGINNING FUND BALANCE	**$428,334**	**$577,210**	**$577,210**	**$592,210**
Revenues				
Ad Valorem Taxes	712,663	580,451	583,900	585,063
Interest	16,588	15,300	15,000	15,300
Total Revenue	729,251	595,751	598,900	600,363
Other Funding Sources				
Transfers in from Other Funds	-	107,863	107,863	106,075
Total Other Funding Sources	-	107,863	107,863	106,075
TOTAL RESOURCES	**$ 1,157,585**	**$ 1,280,824**	**$ 1,283,973**	**$ 1,298,648**
Expenditures				
Principal	445,000	515,000	515,000	525,000
Interest	134,250	173,763	173,763	158,175
Fees	1,125	3,000	3,000	3,000
Total Expenditures	580,375	691,763	691,763	686,175
Other Financing Uses				
Bond Refunding	-	-	-	-
Total Other Financing Uses	-	-	-	-
TOTAL EXPENDITURES	**$ 580,375**	**$ 691,763**	**$ 691,763**	**$ 686,175**
ENDING FUND BALANCE	**$ 577,210**	**$ 589,061**	**$ 592,210**	**$ 612,473**

SPECIAL REVENUE FUNDS



The purpose of Special Revenue Funds are used to account for specific revenues and expenditures that are legally restricted for a specific purpose.

- Grant Fund
- Leose Fund
- Crime Control & Prevention Distrcit
- Court Building Security Fund
- Child Safety Fund
- Court Technology Fund
- Community Center Fund
- Street Maintenance Fund
- Police Forfeiture Fund

GRANT FUND

This fund is used to account for the expenditures of grant monies received for specific programs.

AMERICAN RESCUE PLAN (ARP)
SUMMARY OF REVENUES AND EXPENDITURES

	ACTUAL 2023-2024	BUDGET 2024-2025	ESTIMATED 2024-2025	BUDGET 2025-2026
BEGINNING FUND BALANCE	**$ 380,273**	**$ 236,548**	**$ 236,548**	**$ 265,125**
Revenues				
ARP	286,172	184,027	123,738	-
Interest	18,218	-	-	-
Total Revenue	304,390	184,027	123,738	-
Other Funding Sources				
Transfers In	-	-	-	-
Total Other Funding Sources	-	-	-	-
TOTAL RESOURCES	**$ 684,663**	**$ 420,575**	**$ 360,286**	**$ 265,125**
Expenditures				
Personnel Services	-	-	-	-
Supplies	-	-	-	-
Contractual Services	-	-	-	-
Capital Outlay	-	-	-	-
Total Expenditures	-	-	-	-
Other Financing Uses				
Transfers Out	448,115	360,286	95,161	265,125
Transfer to Capital	-	-	-	
Total Other Financing Uses	448,115	360,286	95,161	265,125
TOTAL EXPENDITURES	**$ 448,115**	**$ 360,286**	**$ 95,161**	**$ 265,125**
ENDING FUND BALANCE	**$ 236,548**	**$ 60,289**	**$ 265,125**	**$ -**

LEOSE FUND

Senate Bill 1135, passed by the 74t Texas Legislature, directs the Comptroller of Public Accounts to make an annual allocation from the Law Enforcement Officer Standards and Education (LEOSE) account to qualified law enforcement agencies. Twenty percent of the account is allocated equally among the qualified agencies. The remaining eighty percent is allocated based on the number of eligible law enforcement positions each agency had as of January 1 of the preceding calendar year. Funds must only be spent on expenses related to the continuing education of qualified persons. Eligible expenses are not limited to tuition or registration fees; they may include equipment (such as TV's and VCR's), subscriptions, or travel expenses if they are related to continuing education. This program includes funds for the Leon Valley Police Department.

LEOSE FUND
SUMMARY OF REVENUES AND EXPENDITURES

	ACTUAL 2023-2024	BUDGET 2024-2025	ESTIMATED 2024-2025	BUDGET 2025-2026
BEGINNING FUND BALANCE	**$6,444**	**$9,838**	**$9,838**	**$2,982**
Revenues				
LEOSE Grant	5,413	5,412	5,412	5,412
Total Revenue	5,413	5,412	5,412	5,412
TOTAL RESOURCES	**$ 11,857**	**$ 15,250**	**$ 15,250**	**$ 8,394**
Expenditures				
Contractual Services	2,019	12,268	12,268	8,394
TOTAL EXPENDITURES	**$ 2,019**	**$ 12,268**	**$ 12,268**	**8,394**
ENDING FUND BALANCE	**$ 9,838**	**$ 2,982**	**$ 2,982**	**$ -**

LEOSE
EXPENDITURES

	ACTUAL 2023-2024	BUDGET 2024-2025	ESTIMATED 2024-2025	BUDGET 2025-2026
CONTRACTUAL SERVICES				
Travel	2,019	12,268	12,268	8,394
TOTAL EXPENDITURES	**$ 2,019**	**$ 12,268**	**$ 12,268**	**$ 8,394**

CRIME CONTROL & PREVENTION DISTRICT

The Crime Control & Prevention District is a special purpose district created for the purpose of improving crime prevention and reducing crime. In 1989, the Texas Legislature recognized that smaller cities within large metropolitan areas are greatly impacted by big city crime without the big city resources to fight crime problems they face. The Legislature passed the Crime Control & Prevention District Act to enable cities to create a special district that can collect a sales tax specifically dedicated to crime Control and reduction.

On November 5, 2013 the citizens of Leon Valley voted to create a Crime Control & Prevention District that will be supported through a 1/8 percent local sales and use tax.

Funds can be spend on services and programs that will reduce crime, increase public safety and maintain a high quality life in Leon Valley.

CRIME CONTROL DISTRICT
SUMMARY OF REVENUES AND EXPENDITURES

	ACTUAL 2023-2024	BUDGET 2024-2025	ESTIMATED 2024-2025	BUDGET 2025-2026
BEGINNING FUND BALANCE	**$624,621**	**$738,579**	**$738,579**	**$808,957**
Revenues				
Crime Control Sales Tax	411,883	407,595	407,595	415,747
Interest	24,348	24,072	24,072	24,553
Miscellaneous	845	-	-	-
Total Revenue	437,076	431,667	431,667	440,300
Other Funding Sources				
ARP Funds	-	-	-	-
Total Other Funding Sources	-	-	-	-
TOTAL RESOURCES	**$ 1,061,697**	**$ 1,170,246**	**$ 1,170,246**	**$ 1,249,257**
Expenditures				
Personnel Services	232,064	266,652	266,652	268,025
Supplies	-	-	-	4,200
Contractual Services	10,403	10,572	10,572	13,179
Capital Outlay	-	-	-	65,000
Total Expenditures	242,467	277,224	277,224	350,404
Other Financing Uses				
Shared Personnal Services to GF	80,651	84,065	84,065	77,493
Total Other Financing Uses	80,651	84,065	84,065	77,493
TOTAL EXPENDITURES	**$ 323,118**	**$ 361,289**	**$ 361,289**	**$ 427,897**
ENDING FUND BALANCE	**$ 738,579**	**$ 808,957**	**$ 808,957**	**$ 821,360**

CRIME CONTROL DISTRICT
EXPENDITURES

	ACTUAL 2023-2024	BUDGET 2024-2025	ESTIMATED 2024-2025	BUDGET 2025-2026
PERSONNEL SERVICES				
Salaries	119,967	144,818	144,818	145,912
Retirement Plan	32,159	36,717	36,717	38,066
Group Insurance	15,201	20,297	20,297	21,855
Worker Compensation	-	4,331	4,331	2,071
Overtime	42,298	34,000	34,000	34,000
Social Security	12,187	14,390	14,390	14,473
Clothing Allowance	-	2,000	2,000	2,000
Standby	3,120	3,120	3,120	3,120
Special Pay	805	-	-	-
Certification Pay	3,700	4,160	4,160	4,160
Longevity Pay	2,627	2,819	2,819	2,368
Shared Services	-	-	-	-
Total Personnel Services	232,064	266,652	266,652	268,025
SUPPLIES				
Operating Supplies	-	-	-	4,200
Total Supplies	-	-	-	4,200
CONTRACTUAL SERVICES				
Professional Services	6	-	-	-
Contractual Services	10,397	10,572	10,572	10,572
Liability Insurance	-	-	-	2,607
Total Contractual Services	10,403	10,572	10,572	13,179
CAPITAL OUTLAY				
Vehicles	-	-	-	65,000
Total Capital Outlay	-	-	-	65,000
TOTAL EXPENDITURES	**$ 242,467**	**$ 277,224**	**$ 277,224**	**$ 350,404**

COURT BULDING SECURITY FUND

This fund is used to account for security fee proceeds received through Municipal Court operations. Security fee proceeds can only be used to finance the direct cost of security personnel, services, and items directly related to buildings that house the operations of municipal courts.

Art. 102.017 of the Texas Code of Criminal Procedure allows a municipality to create a municipal court building security fund and require a person convicted of a non-jailable misdemeanor offense to pay a $4.90 security fee as a cost of court. This fee must be deposited in a fund known as the Municipal Court Building Security Fund. These funds may only be used for security personnel, services, and items related to buildings that house the operations of municipal courts. “Security personnel, services and items” include:

- X-ray machines
- Handheld metal detectors
- Walkthrough metal detectors
- Identification cards and systems
- Electronic locking and surveillance equipment
- Video teleconferencing systems, personnel, signage, confiscated weapon inventory and tracking systems
- Locks, chains, alarms, or similar security devices including bullet-proof glass
- Continuing education on security issues for court and security personnel
- Warrant officers and related equipment.

COURT BUILDING SECURITY
SUMMARY OF REVENUES AND EXPENDITURES

	ACTUAL 2023-2024	BUDGET 2024-2025	ESTIMATED 2024-2025	BUDGET 2025-2026
BEGINNING FUND BALANCE	**$74,437**	**$89,701**	**$89,701**	**$94,701**
Revenues				
MC Building Security Fees	12,741	13,000	13,000	13,000
Interest	2,523	2,040	2,000	2,040
Total Revenue	15,264	15,040	15,000	15,040
Other Funding Sources				
Fund Balance	-	-	-	-
Total Other Funding Sources	-	-	-	-
TOTAL RESOURCES	**$ 89,701**	**$ 104,741**	**$ 104,701**	**$ 109,741**
Expenditures				
Personnel Services	-	-	-	-
Supplies	-	-	-	-
Contractual Services	-	10,000	10,000	10,000
Capital Outlay	-	-	-	-
Total Expenditures	-	10,000	10,000	10,000
Other Financing Uses				
Transfer to Capital	-	-	-	-
Total Other Financing Uses	-	-	-	-
TOTAL EXPENDITURES	**$ -**	**$ 10,000**	**$ 10,000**	**$ 10,000**
ENDING FUND BALANCE	**$ 89,701**	**$ 94,741**	**$ 94,701**	**$ 99,741**

COURT BUILDING SECURITY
EXPENDITURES

	ACTUAL 2023-2024	BUDGET 2024-2025	ESTIMATED 2024-2025	BUDGET 2025-2026
PERSONNEL SERVICES				
Salaries	-	-	-	-
Retirement Plan	-	-	-	-
Group Insurance	-	-	-	-
Worker Compensation	-	-	-	-
Liability Insurance	-	-	-	-
Overtime	-	-	-	-
Social Security	-	-	-	-
Special Pay	-	-	-	-
Longevity Pay	-	-	-	-
Total Personnel Services	-	-	-	-
CONTRACTUAL SERVICES				
Professional Services	-	10,000	10,000	10,000
Total Contractual Services	-	10,000	10,000	10,000
TOTAL EXPENDITURES	**$ -**	**$ 10,000**	**$ 10,000**	**$ 10,000**

CHILD SAFETY FUND

The Child Safety Fund Program provides school crossing guards to assist children in crossing safely on our busy streets.

Article 102.014(c) of the Texas Code of Criminal Procedure requires a person to pay $25.00 when convicted of an offense under Subtitle C, Title 7, Transportation Code, when the offense occurs within a school crossing zone; passing a school bus; parent contributing to nonattendance, and some city ordinance parking violations. Article 102.014(g) instructs that the money collected must be used for a school crossing guard program if the municipality operates one. If the money received from fines from the municipal court cases exceeds the amount necessary to fund the school crossing guard program, the municipality may:

- Deposit the additional money in an interest bearing account;
- Expend the additional money for programs designed to enhance child safety, health, or nutrition including child abuse prevention and intervention, youth diversion, and drug and alcohol abuse prevention; or
- Expend the additional money for programs designed to enhance public safety and security.

The Child Safety Fund Program is dedicated to safeguarding children's well-being as they navigate busy streets within Leon Valley. The Department deploys school crossing guards who serve as guardians, ensuring the safe passage of children across streets and intersections.

CHILD SAFETY
SUMMARY OF REVENUES AND EXPENDITURES

	ACTUAL 2023-2024	BUDGET 2024-2025	ESTIMATED 2024-2025	BUDGET 2025-2026
BEGINNING FUND BALANCE	**$65,414**	**$78,603**	**$78,603**	**$83,926**
Revenues				
MC Child Safety Fees	16,340	10,400	10,400	10,400
Interest	2,638	2,040	2,040	2,081
Total Revenue	18,978	12,440	12,440	12,481
Other Funding Sources				
Fund Balance	-	-	-	-
Total Other Funding Sources	-	-	-	-
TOTAL RESOURCES	**$ 84,392**	**$ 91,043**	**$ 91,043**	**$ 96,407**
Expenditures				
Personnel Services	5,789	6,117	6,117	7,774
Supplies	-	-	-	-
Contractual Services	-	1,000	1,000	1,000
Capital Outlay	-	-	-	-
Total Expenditures	5,789	7,117	7,117	8,774
Other Financing Uses				
Transfer to Capital	-	-	-	-
Total Other Financing Uses	-	-	-	-
TOTAL EXPENDITURES	**$ 5,789**	**$ 7,117**	**$ 7,117**	**$ 8,775**
ENDING FUND BALANCE	**$ 78,603**	**$ 83,926**	**$ 83,926**	**$ 87,632**

CHILD SAFETY
EXPENDITURES

	ACTUAL 2023-2024	BUDGET 2024-2025	ESTIMATED 2024-2025	BUDGET 2025-2026
PERSONNEL SERVICES				
Salaries	5,375	5,150	5,150	5,760
Retirement Plan	-	-	-	-
Group Insurance	3	-	-	-
Worker Compensation	-	73	73	1,035
Liability Insurance	-	-	-	-
Social Security	411	394	394	479
Clothing Allowance	-	500	500	500
Total Personnel Services	5,789	6,117	6,117	7,774
CONTRACTUAL SERVICES				
Contractual Services	-	1,000	1,000	1,000
Total Contractual Services	-	1,000	1,000	1,000
TOTAL EXPENDITURES	**$ 5,789**	**$ 7,117**	**$ 7,117**	**$ 8,774**

COURT TECHNOLOGY FUND

To enhance and maintain technology within the Municipal Court system.
Art. 102.0172 of the Texas Code of Criminal Procedure allows a municipality to require a defendant convicted of a non-jailable misdemeanor offense, including a criminal violation of a municipal ordinance, to pay a technology fee of $4.00 on conviction. This fund may be used only to finance the purchase of or to maintain technological enhancements for a municipal court, including:

- Computer systems
- Computer networks
- Computer hardware
- Computer software
- Imaging systems
- Electronic kiosks
- Electronic ticket writers
- Docket management systems.

COURT TECHNOLOGY
SUMMARY OF REVENUES AND EXPENDITURES

	ACTUAL 2023-2024	BUDGET 2024-2025	ESTIMATED 2024-2025	BUDGET 2025-2026
BEGINNING FUND BALANCE	**$48,126**	**$61,966**	**$61,966**	**$58,466**
Revenues				
MC Technology Fees	11,914	12,000	12,000	12,000
Interest	1,926	1,530	1,500	1,530
Total Revenue	13,840	13,530	13,500	13,530
TOTAL RESOURCES	**$ 61,966**	**$ 75,496**	**$ 75,466**	**$ 71,996**
Expenditures				
Personnel Services	-	-	-	-
Supplies	-	-	-	-
Contractual Services	-	17,000	17,000	17,000
Capital Outlay	-	-	-	-
Total Expenditures	-	17,000	17,000	17,000
TOTAL EXPENDITURES	**$ -**	**$ 17,000**	**$ 17,000**	**$ 17,000**
ENDING FUND BALANCE	**$ 61,966**	**$ 58,496**	**$ 58,466**	**$ 54,996**

COURT TECHNOLOGY
EXPENDITURES

	ACTUAL 2023-2024	BUDGET 2024-2025	ESTIMATED 2024-2025	BUDGET 2025-2026
CONTRACTUAL SERVICES				
Professional Services	-	17,000	17,000	17,000
Contractual Services	-	-	-	-
Total Contractual Services	-	17,000	17,000	17,000
TOTAL EXPENDITURES	**$ -**	**$ 17,000**	**$ 17,000**	**$ 17,000**

COMMUNITY CENTER FUND

This Fund was established to provide budgeting and accountability for revenues received from hotel occupancy taxes collected by providers from their guests who rent a room or space in a hotel. Under Texas law, funding from this source can only be used to directly promote tourism and the convention/hotel industry. This means the proceeds should be spent on projects or events that result in visitors or attendees staying overnight in the community, generating more hotel occupancy tax.

The Community Center Fund is comprised of the operations of two multipurpose centers: the Community Center, and the Conference Center. These Centers are rented to the general public for a fee and are also used for City sponsored events. The rental revenues off-set operational expenses and a portion of the revenue are also retained for the long-term maintenance of the facilities. The Hotel tax revenue fund also supports the Centers' operations.

The Centers are versatile facilities in a park-like setting and are used for a variety of activities such as civic, private, and social functions. The Conference Center was designed specifically for business conferences and events but is versatile enough to accommodate social events as well. The Conference Center is designed for events up to 150 people, and the Community Center can accommodate up to 300 people. The Centers are also used to host the City's civic events.

The mission of the Leon Valley Community and Conference Centers is to provide a multipurpose venue for area community groups such as senior citizens, civic organizations, and others, and to attract clients on a fee basis for use of the facilities for various events such as weddings, graduations, reunions, and special events.

OBJECTIVES FOR FY 2025-2026

- Develop a virtual option to tour the facilities.
- Replace/renovate the restrooms at the Conference Center.
- Replace tables and chairs at the Conference Center.
- Investigate price increases.

COMMUNITY/CONFERENCE CENTER
SUMMARY OF REVENUES AND EXPENDITURES

	ACTUAL 2023-2024	BUDGET 2024-2025	ESTIMATED 2024-2025	BUDGET 2025-2026
BEGINNING FUND BALANCE	**$290,939**	**$294,009**	**$294,009**	**$266,482**
Revenues				
Hotel/Motel Taxes	84,144	80,000	80,000	85,000
Rental Fees	60,453	66,417	66,417	68,000
Interest	12,667	14,943	14,943	15,242
Miscellaneous	40,405	-	-	-
Total Revenue	197,669	161,360	161,360	168,242
Other Funding Sources				
Transfers in from PEG Reserve	-	-	-	-
Total Other Funding Sources	-	-	-	-
TOTAL RESOURCES	**$ 488,608**	**$ 455,369**	**$ 455,369**	**$ 434,724**
Expenditures				
Personnel Services	88,848	93,284	93,284	100,500
Supplies	5,306	11,725	11,725	13,650
Contractual Services	40,788	50,101	50,101	51,538
Capital Outlay	59,657	12,000	12,000	-
Total Expenditures	194,599	167,110	167,110	165,688
Other Financing Uses				
Shared Personnal Services to GF	-	21,777	21,777	22,131
Total Other Financing Uses	-	21,777	21,777	22,131
TOTAL EXPENDITURES	**$ 194,599**	**$ 188,887**	**$ 188,887**	**$ 187,818**
ENDING FUND BALANCE	**$ 294,009**	**$ 266,482**	**$ 266,482**	**$ 246,906**

COMMUNITY/CONFERENCE CENTER
EXPENDITURES

	ACTUAL 2023-2024	BUDGET 2024-2025	ESTIMATED 2024-2025	BUDGET 2025-2026
PERSONNEL SERVICES				
Salaries	64,704	67,175	67,175	71,294
Retirement Plan	12,741	13,113	13,113	14,344
Group Insurance	6,515	7,611	7,611	8,196
Worker Compensation	-	119	119	1,035
Social Security	4,816	5,139	5,139	5,454
Longevity Pay	72	128	128	176
Total Personnel Services	88,848	93,284	93,284	100,500
SUPPLIES				
Office Supplies	37	1,375	1,375	2,500
Operating Supplies	1,189	4,100	4,100	4,400
Repairs & Maintenance - Internal	4,080	5,250	5,250	5,750
Misc. Supplies	-	1,000	1,000	1,000
Total Supplies	5,306	11,725	11,725	13,650
CONTRACTUAL SERVICES				
Professional Services	3,007	2,626	2,626	2,626
Contractual Services	3,347	3,425	3,425	5,045
Utilities - Telephone	4,358	5,200	5,200	4,700
Utilities - Gas, Water, Electric	22,550	20,000	20,000	21,550
Printing	-	750	750	750
Advertising	730	3,100	3,100	3,100
Repairs and Maintenance - External	1,173	5,000	5,000	5,000
Membership, Dues & Licenses	623	1,500	1,500	1,085
Equipment Rental	-	2,000	2,000	2,000
Travel	-	1,500	1,500	3,075
Liability Insurance	5,000	5,000	5,000	2,607
Total Contractual Services	40,788	50,101	50,101	51,538
CAPITAL OUTLAY				
Office Equipment	-	12,000	12,000	-
Improvements	59,657	-	-	-
Total Capital Outlay	59,657	12,000	12,000	-
TOTAL EXPENDITURES	**$ 194,599**	**$ 167,110**	**$ 167,110**	**$ 165,688**

STREET MAINTENANCE FUND

The City held an election in November of 2007, under Chapter 327 of the Texas Tax Code, to adopt an additional 1/4% city sales and use tax for Municipal Street Maintenance. The tax was re-authorized on November 8, 2011. State law requires the creation of a separate fund for these funds.

The sales tax may be used only to maintain and repair municipal streets and sidewalks that existed on the date of the election to adopt the tax.

STREET MAINTENANCE
SUMMARY OF REVENUES AND EXPENDITURES

	ACTUAL 2023-2024	BUDGET 2024-2025	ESTIMATED 2024-2025	BUDGET 2025-2026
BEGINNING FUND BALANCE	**$1,820,388**	**$1,751,192**	**$1,751,192**	**$1,113,362**
Revenues				
Street Sales Taxes	830,759	822,170	822,170	805,727
Interest	78,877	40,000	40,000	40,800
Total Revenue	909,636	862,170	862,170	846,527
Other Financing Uses				
Transfer from General Fund	76,603	-	-	-
Total Other Financing Uses	76,603	-	-	-
TOTAL RESOURCES	**$ 2,806,627**	**$ 2,613,362**	**$ 2,613,362**	**$ 1,959,889**
Expenditures				
Personnel Services	-	-	-	-
Supplies	-	-	-	-
Contractual Services	1,055,435	2,825,528	1,500,000	1,959,889
Total Expenditures	1,055,435	2,825,528	1,500,000	1,959,889
TOTAL EXPENDITURES	**$ 1,055,435**	**$ 2,825,528**	**$ 1,500,000**	**$ 1,959,889**
ENDING FUND BALANCE	**$ 1,751,192**	**$ (212,166)**	**$ 1,113,362**	**$ -**

STREET MAINTENANCE
EXPENDITURES

	ACTUAL 2023-2024	BUDGET 2024-2025	ESTIMATED 2024-2025	BUDGET 2025-2026
CONTRACTUAL SERVICES				
Repairs and Maintenance - External	1,055,435	2,825,528	1,500,000	1,959,889
Total Contractual Services	1,055,435	2,825,528	1,500,000	1,959,889
TOTAL EXPENDITURES	**$ 1,055,435**	**$ 2,825,528**	**$ 1,500,000**	**$ 1,959,889**

POLICE FORFEITURE FUND

This fund serves as a vital mechanism for the transparent and accountable management of proceeds derived from criminal asset forfeitures. As mandated by state law, this fund provides a dedicated repository for allocating and utilizing assets seized through lawful means. Operating within strict regulatory frameworks, the fund ensures compliance with legal obligations, safeguarding against misuse or misappropriation of seized assets. It stands as a testament to the commitment to uphold the principles of justice and integrity within law enforcement operations.

The mission of the Police Forfeiture Fund is twofold: firstly, to responsibly manage and allocate seized assets in accordance with legal statutes, and secondly, to utilize these resources exclusively for law enforcement purposes. Through prudent fiscal management and transparent accounting practices, the fund facilitates the enhancement of law enforcement capabilities, funding critical initiatives such as equipment upgrades, training programs, and community outreach efforts. By reinvesting seized assets into advancing law enforcement objectives, the fund contributes to the ongoing mission of promoting public safety, upholding the rule of law, and fostering trust and collaboration between law enforcement agencies and the communities they serve.

POLICE FORFEITURE
SUMMARY OF REVENUES AND EXPENDITURES

	ACTUAL 2023-2024	BUDGET 2024-2025	ESTIMATED 2024-2025	BUDGET 2025-2026
BEGINNING FUND BALANCE	**$1,058,032**	**$1,715,278**	**$1,715,278**	**$1,447,738**
Revenues				
Seizures	688,464	-	58,882	-
Interest	11,232	11,322	11,100	11,322
Miscellaneous	24,700	-	-	-
Total Revenue	724,396	11,322	69,982	11,322
TOTAL RESOURCES	**$ 1,782,428**	**$ 1,726,600**	**$ 1,785,260**	**$ 1,459,060**
Expenditures				
Personnel Services	-	96,122	96,122	95,625
Supplies	-	18,000	18,000	-
Contractual Services	-	12,500	12,500	4,607
Capital Outlay	67,150	210,900	210,900	65,000
Total Expenditures	67,150	337,522	337,522	165,232
Other Financing Uses				
Transfer to Capital	-	-	-	-
Total Other Financing Uses	-	-	-	-
TOTAL EXPENDITURES	**$ 67,150**	**$ 337,522**	**$ 337,522**	**$ 165,232**
ENDING FUND BALANCE	**$ 1,715,278**	**$ 1,389,078**	**$ 1,447,738**	**$ 1,293,829**

POLICE FORFEITURE
EXPENDITURES

	ACTUAL 2023-2024	BUDGET 2024-2025	ESTIMATED 2024-2025	BUDGET 2025-2026
PERSONNEL SERVICES				
Salaries	-	60,593	60,593	61,879
Retirement Plan	-	12,962	12,962	13,174
Group Insurance	-	10,148	10,148	10,927
Worker Compensation		1,529	1,529	1,035
Overtime	-	-	-	-
Social Security	-	5,080	5,080	5,009
Clothing Allowance	-	1,000	1,000	1,000
Special Pay	-	1,170	1,170	1,170
Certification Pay	-	3,640	3,640	1,430
Longevity Pay	-	-	-	-
Total Personnel Services	-	96,122	96,122	95,625
SUPPLIES				
Operating Supplies	-	18,000	18,000	-
Total Supplies	-	18,000	18,000	-
CONTRACTUAL SERVICES				
Professional Services	-	-	-	-
Contractual Services	-	12,500	12,500	2,000
Liability Insurance	-	-	-	2,607
Total Contractual Services	-	12,500	12,500	4,607
CAPITAL OUTLAY				
Vehicles	3,800	210,900	210,900	65,000
Other Machinery & Equipment	63,350	-	-	-
Total Capital Outlay	67,150	210,900	210,900	65,000
TOTAL EXPENDITURES	**$ 67,150**	**$ 337,522**	**$ 337,522**	**$ 165,232**

10 YEAR CAPITAL AQUISITION PLAN





CITY OF LEON VALLEY
GENERAL FUND 10 YEAR CAPITAL ACQUISITION PLAN
FY 2026

MUNICIPAL COURT

Item	*Acquisition Date*	*Purchase Type*	*FY 25-26*	*FY 26-27*	*FY 27-28*	*FY 28-29*	*FY 29-30*	*Future Needs*
TOTAL MUNICIPAL COURT			**$ -**	**$ -**	**$ -**	**$ -**	**$ -**	**$ -**

Item	*Acquisition Date*	*Purchase Type*	*FY 30-31*	*FY 31-32*	*FY 32-33*	*FY 33-34*	*FY 34-35*	*Future Needs*
TOTAL MUNICIPAL COURT			**$ -**	**$ -**	**$ -**	**$ -**	**$ -**	**$ -**

CITY OF LEON VALLEY
GENERAL FUND 10 YEAR CAPITAL ACQUISITION PLAN
FY 2026

FINANCE DEPARTMENT

Item	*Acquisition Date*	*Purchase Type*	*FY 25-26*	*FY 26-27*	*FY 27-28*	*FY 28-29*	*FY 29-30*	*Future Needs*
TOTAL FINANCE			**$ -**	**$ -**	**$ -**	**$ -**	**$ -**	**$ -**

Item	*Acquisition Date*	*Purchase Type*	*FY 30-31*	*FY 31-32*	*FY 32-33*	*FY 33-34*	*FY 34-35*	*Future Needs*
TOTAL FINANCE			**$ -**	**$ -**	**$ -**	**$ -**	**$ -**	**$ -**

CITY OF LEON VALLEY
GENERAL FUND 10 YEAR CAPITAL ACQUISITION PLAN
FY 2026

CITY MANAGER AND COUNCIL

Item	*Acquisition Date*	*Purchase Type*	*FY 25-26*	*FY 26-27*	*FY 27-28*	*FY 28-29*	*FY 29-30*	*Future Needs*
TOTAL MANAGER AND COUNCIL			**$ -**	**$ -**	**$ -**	**$ -**	**$ -**	**$ -**

Item	*Acquisition Date*	*Purchase Type*	*FY 30-31*	*FY 31-32*	*FY 32-33*	*FY 33-34*	*FY 34-35*	*Future Needs*
TOTAL MANAGER AND COUNCIL			**$ -**	**$ -**	**$ -**	**$ -**	**$ -**	**$ -**

CITY OF LEON VALLEY
GENERAL FUND 10 YEAR CAPITAL ACQUISITION PLAN
FY 2026

INFORMATION TECHNOLOGY

Item	Acquisition Date	*Purchase Type*	*FY 25-26*	*FY 26-27*	*FY 27-28*	*FY 28-29*	*FY 29-30*	*Future Needs*
Meraki 48 port Switch (1x) - Library	2025	Replacement					6,500	
TOTAL BY FISCAL YEAR			**$ -**	**$ -**	**$ -**	**$ -**	**$ 6,500**	**$ -**

Item	Acquisition Date	*Purchase Type*	*FY 30-31*	*FY 31-32*	*FY 32-33*	*FY 33-34*	*FY 34-35*	*Future Needs*
Meraki 48 port Switch (1x) - Public Works	2025	Replacement	6,500					
Meraki 48 port Switch (1x) - Police	2025	Replacement		6,500				
Meraki 48 port Switch (1x) - Fire	2025	Replacement			6,500			
Meraki 48 port Switch (1x) - City Hall	2025	Replacement				6,500		
Data center Server - All	2026	Replacement	27,000					
TOTAL BY FISCAL YEAR			**$ 33,500**	**$ 6,500**	**$ 6,500**	**$ 6,500**	**$ -**	**$ -**

CITY OF LEON VALLEY
GENERAL FUND 10 YEAR CAPITAL ACQUISITION PLAN
FY 2026

POLICE DEPARTMENT

Item	*Acquisition Date*	*Purchase Type*	*FY 25-26*	*FY 26-27*	*FY 27-28*	*FY 28-29*	*FY 29-30*	*Future Needs*
Police Patrol Vehicle (1 w/equip)	Variable	Replacement			67,000		67,000	
Gym Equipment - Treadmill	Variable	Replacement	6,600					
Detective Vehicle (1)	Variable	Replacement		65,000	65,000	-		
Mobile Digital Terminals	Variable	Replacement				40,000		
Property Room	2015	Remodel						
TOTAL POLICE			**$ 6,600**	**$ 65,000**	**$ 132,000**	**$ 40,000**	**$ 67,000**	**$ -**

Item	*Acquisition Date*	*Purchase Type*	*FY 30-31*	*FY 31-32*	*FY 32-33*	*FY 33-34*	*FY 34-35*	*Future Needs*
Mobile Digital Terminals	Variable	Replacement			32,000			
TOTAL POLICE			**$ -**	**$ -**	**$ 32,000**	**$ -**	**$ -**	**$ -**

GENERAL FUND
POLICE

Item Description:
Gym Equipment - Treadmill

Description of Benefit from Purchase in Improved Service or Lower Cost:
This purchase of Gym Equipment will replace equipment placed in service before 2016. The equipment is available and may be used by all City of Leon Valley employees

Number of Items: 1

Cost per Item: $6,600

Additional Cost per Item: $0

Total: $6,600



CITY OF LEON VALLEY
GENERAL FUND 10 YEAR CAPITAL ACQUISITION PLAN
FY 2026

IMPOUND LOT

Item	Acquisition Date	*Purchase Type*	*FY 25-26*	*FY 26-27*	*FY 27-28*	*FY 28-29*	*FY 29-30*	*Future Needs*
TOTAL IMPOUND LOT			**$ -**	**$ -**	**$ -**	**$ -**	**$ -**	**$ -**

Item	Acquisition Date	*Purchase Type*	*FY 30-31*	*FY 31-32*	*FY 32-33*	*FY 33-34*	*FY 34-35*	*Future Needs*
TOTAL IMPOUND LOT			**$ -**	**$ -**	**$ -**	**$ -**	**$ -**	**$ -**

CITY OF LEON VALLEY
GENERAL FUND 10 YEAR CAPITAL ACQUISITION PLAN
FY 2026

FIRE DEPARTMENT

Item	*Acquisition Date*	*Purchase Type*	*FY 25-26*	*FY 26-27*	*FY 27-28*	*FY 28-29*	*FY 29-30*	*Future Needs*
Gear Extractor	2013	Replacement		15,000				
Rescue Air Bags	2013	Replacement		35,000				
FD Application Server	2019	Replacement						
Rescue Air Bags	2013	Replacement						
Support Truck (S159)	2014	Replacement		75,000				
Ambulance with Power Load System (M159D)	2008	Replacement	265,125					
Thermal Imaging Camera (3)	2019	Replacement		30,000				
Brush Truck	2015	Replacement		200,000				
Ambulance with Power Load System (M159B)	2014	Replacement			380,000			
Fire Chief Truck	2019	Replacement				75,000		
Mechanical CPR Device (4)	2019	Replacement					125,000	
Cardiac Monitors (5)	2019	Replacement					250,000	
Ambulance with Power Load System (M159A)	2018	Replacement				400,000		
Ambulance with Power Load System (M159C)	2020	Replacement					420,000	
Stryker Power Load Stretcher (4)								
TOTAL FIRE DEPARTMENT			**$ 265,125**	**$ 355,000**	**$ 380,000**	**$ 475,000**	**$ 795,000**	**$ -**

Item	*Acquisition Date*	*Purchase Type*	*FY 30-31*	*FY 31-32*	*FY 32-33*	*FY 33-34*	*FY 34-35*	*Future Needs*
SCBA's (24)	2018	Replacement			301,000			
Engine 159A Pumper	2016	Replacement					900,000	
SCBA Breathing Air Compressor	2019	Replacement				50,000		
Utility Terrain Vehicle	2013	Replacement				35,000		
TOTAL FIRE DEPARTMENT			**$ -**	**$ -**	**$ 301,000**	**$ 85,000**	**$ 900,000**	**$ -**

GENERAL FUND
FIRE

Item Description:
Replacement of existing EMS unit M159D

Description of Benefit from Purchase in Improved Service or Lower Cost:
While this item is scheduled for FY25-26, there is a 500-day Leadtime for delivery. There is a possibility of some funds coming in from the same of an ambulance that it will replace. This is a planned replacement unit.

Number of Items: 1

Cost per Item: $265,000

Additional Cost per Item: $0

Total: $265,000



CITY OF LEON VALLEY
GENERAL FUND 10 YEAR CAPITAL ACQUISITION PLAN
FY 2026

PUBLIC WORKS

Item	*Acquisition Date*	*Purchase Type*	*FY 25-26*	*FY 26-27*	*FY 27-28*	*FY 28-29*	*FY 29-30*	*Future Needs*
ATV - 2 seater	New	New	15,000					
Concrete grinder walk behind	New	New	12,000					
Equipment trailer	New	New	7,000					
M12 Bobcat		Replacement		50,000				
M14 F150 Pick-Up 1/2 Ton	2013	Replacement		50,000				
M3 Ford F-150	2012	Replacement		50,000				
M9 Case JX55 Farm Tractor	2003	Replacement		150,000				
ST01 Onan generator	2000	Replacement		115,000				
M16 Chevy Silverado 1/2 Ton	2017	Replacement			50,000			
C12A Doosan Compressor	2013	Replacement			30,000			
C15 Trail-Eze Trailer	1997	Replacement			20,000			
C18 Ingersoll Rand Roller	1999	Replacement			50,000			
C21 International Water Truck	2010	Replacement			100,000			
M15 Chevrolet Silverado 2500	2016	Replacement			45,000			
C10A Leeboy Motor Grader	2014	Replacement						
M7 Rhino 1348 Boom Mower	2006	Replacement						
C20 Southwest Gooseneck Trailer	2017	Replacement				75,000		
C22 Cart-Away Concrete Mixer Trailer	2018	Replacement				20,000		
C23 Doosan Forklift	2018	Replacement				40,000		
C24 Stewart -Amos Isuzu Sweeper	2018	Replacement				70,000		
C21 Water Tanker	2010	Replacement				200,000		
C5 Interstate Haul Trailer	2023	Replacement				80,000		
C19 Asphalt Zipper	2022	Replacement				30,000		
M22 Chevrolet Silverado	2019	Replacement				120,000		
M24 Ford F150 Super cab 4x2	2023	Replacement					50,000	
M21 Ford F 350 Truck Flatbed	2019	Replacement					45,000	
TOTAL PUBLIC WORKS			**$ 34,000**	**$ 415,000**	**$ 295,000**	**$ 635,000**	**$ 95,000**	**$ -**

CITY OF LEON VALLEY
GENERAL FUND 10 YEAR CAPITAL ACQUISITION PLAN
FY 2026

PUBLIC WORKS

Item	*Acquisition Date*	*Purchase Type*	*FY 30-31*	*FY 31-32*	*FY 32-33*	*FY 33-34*	*FY 34-35*	*Future Needs*
C25 International Dump Truck	2020	Replacement	100,000					
C26 Concrete Load Pro	2020	Replacement	80,000					
Car washing Equipment	2021	Replacement	10,000					
C26 Concrete Load Pro	2020	Replacement	80,000					
M6A Case Loader Backhoe	2015	Replacement		120,000				
Traffic Signal System - Wurzbach	2017	Replacement		150,000				
Traffic Signal System - Huebner/Evers	2017	Replacement		150,000				
C-1 Chevy C8500 dump truck	2025	Replacement			100,000			
C-14 Ford F350 Flatbed	2024	Replacement			75,000			
M27 tractor & shredder	2024	Replacement			60,000			
C16 Broce Broom	2024	Replacement			70,000			
TOTAL PUBLIC WORKS			**$ 270,000**	**$ 420,000**	**$ 305,000**	**$ -**	**$ -**	**$ -**

GENERAL FUND
PUBLIC WORKS

Item Description:
ATV - Two Seater

Description of Benefit from Purchase in Improved Service or Lower Cost:
The purchase of this item will allow Crews to access tight areas to remove trash and brush.

Number of Items: 1

Cost per Item: $15,000

Additional Cost per Item: $0

Total: $15,000



GENERAL FUND
PUBLIC WORKS

Item Description:
Walk behind concrete cutter/grinder

Description of Benefit from Purchase in Improved Service or Lower Cost:
This will allow the Crew to cut concrete sidewalks and other concrete structures while moving, which is faster than a stationery grinder/cutter. This item will replace the existing concrete grinder.

Number of Items: 1

Cost per Item: $12,000

Additional Cost per Item: $0

Total: $12,000



GENERAL FUND
PUBLIC WORKS

Item Description:
Equipment Trailer

Description of Benefit from Purchase in Improved Service or Lower Cost:
This item will be used to haul heavy equipment

Number of Items: 1

Cost per Item: $7,000

Additional Cost per Item: $0

Total: $7,000



CITY OF LEON VALLEY
GENERAL FUND 10 YEAR CAPITAL ACQUISITION PLAN
FY 2026

PLANNING AND ZONNING

Item	*Acquisition Date*	*Purchase Type*	*FY 25-26*	*FY 26-27*	*FY 27-28*	*FY 28-29*	*FY 29-30*	*Future Needs*
TOTAL PLANNING AND ZONING			**$ -**	**$ -**	**$ -**	**$ -**	**$ -**	**$ -**

Item	*Acquisition Date*	*Purchase Type*	*FY 30-31*	*FY 31-32*	*FY 32-33*	*FY 33-34*	*FY 34-35*	*Future Needs*
TOTAL PLANNING AND ZONING			**$ -**	**$ -**	**$ -**	**$ -**	**$ -**	**$ -**

CITY OF LEON VALLEY
GENERAL FUND 10 YEAR CAPITAL ACQUISITION PLAN
FY 2026

ECONOMIC DEVELOPMENT

Item	*Acquisition Date*	*Purchase Type*	*FY 25-26*	*FY 26-27*	*FY 27-28*	*FY 28-29*	*FY 29-30*	*Future Needs*
TOTAL ECONOMIC DEVELOPMENT			**$ -**	**$ -**	**$ -**	**$ -**	**$ -**	**$ -**

Item	*Acquisition Date*	*Purchase Type*	*FY 30-31*	*FY 31-32*	*FY 32-33*	*FY 33-34*	*FY 34-35*	*Future Needs*
TOTAL ECONOMIC DEVELOPMENT			**$ -**	**$ -**	**$ -**	**$ -**	**$ -**	**$ -**

CITY OF LEON VALLEY
GENERAL FUND 10 YEAR CAPITAL ACQUISITION PLAN
FY 2026

PARKS

Item	*Acquisition Date*	*Purchase Type*	*FY 25-26*	*FY 26-27*	*FY 27-28*	*FY 28-29*	*FY 29-30*	*Future Needs*
Hike & Bike Trail Segment II	2026	New	2,173,297					
Lawnmower 60"	New	New	15,000					
Merry Go Round	1975	Replacement	20,000					
Veterans Park Monument	New	New	24,000					
Pool Repairs - Replastering	New	Replacement	75,000					
Silo Park Pavilion	2018	Replacement					15,000	
Silo Park Playscape	2018	Replacement					50,000	
Old Mill Pavilion	2018	Replacement					16,000	
Old Mill Park Playscape	2018	Replacement					50,000	
RRP Multi-purpose play structure	1996	Replacement					125,000	
RRP Playground Equipment Natural Area	2013	Replacement					50,000	
RRP Shade Structures	2019	Replacement					180,000	
Silo fitness equipment	2016	Replacement					15,000	
TOTAL PARKS			**$ 2,307,297**	**$ -**	**$ -**	**$ -**	**$ 501,000**	**$ -**

Item	*Acquisition Date*	*Purchase Type*	*FY 30-31*	*FY 31-32*	*FY 32-33*	*FY 33-34*	*FY 34-35*	*Future Needs*
Old Mill fencing	2018	Replacement		40,000				
Ridge Park fitness equipment	2018	Replacement		15,000				
Ridge Park Pavilion	2019	Replacement		15,000				
Ridge Park Playscape	2019	Replacement		50,000				
Sprinkler System - 4 parks	New	New		150,000				
Hike & Bike Trail Segment 1	2023	Replacement			150,000			
TOTAL PARKS			**$ -**	**$ 270,000**	**$ 150,000**	**$ -**	**$ -**	**$ -**

GENERAL FUND
PARKS

Item Description:
60" Riding lawnmower

Description of Benefit from Purchase in Improved Service or Lower Cost:
This item will be used to cut parks, creeks, and drainageways. It replaces a 60" lawnmower.

Number of Items: 1

Cost per Item: $15,000

Additional Cost per Item: $0

Total: $15,000



GENERAL FUND
PARKS

Item Description:
Leon Valley Huebner Creek Hike & Bike Trail Segment II

Description of Benefit from Purchase in Improved Service or Lower Cost:
This project was granted funds from the MPO and is to connect to the existing Segment I at Huebner Creek. Reimbursement funds will be received through TxDOT and the FHWA.

Number of Items: 1

Cost per Item: $2,173,291

Additional Cost per Item: $0

Total: $2,173,291



GENERAL FUND
PARKS

Item Description:
ADA Merry Go Round

Description of Benefit from Purchase in Improved Service or Lower Cost:
This will replace the existing and non-ADA merry go round in Raymond Rimkus Park. The existing equipment has been rehabilitated numerous times and cannot be rehabilitated again. The existing merry go round is not ADA compliant.

Number of Items: 1

Cost per Item: $20,000

Additional Cost per Item: $0

Total: $20,000



GENERAL FUND
PARKS

Item Description:
Veteran's Memorial Monument

Description of Benefit from Purchase in Improved Service or Lower Cost:
The city Council has requested funding to create a Veteran's Memorial. This funding will be used to purchase a memorial marker and benches.

Number of Items: 1

Cost per Item: $24,000

Additional Cost per Item: $0

Total: $24,000



GENERAL FUND
PARKS

Item Description:
Pool Replastering

Description of Benefit from Purchase in Improved Service or Lower Cost:
Restoration of the pool's interior surface to extend its lifespan, improve safety, and enhance usability for community recreation.

Number of Items: 1

Cost per Item: $75,000

Additional Cost per Item: $0

Total: $75,000



CITY OF LEON VALLEY
GENERAL FUND 10 YEAR CAPITAL ACQUISITION PLAN
FY 2026

LIBRARY

Item	*Acquisition Date*	*Purchase Type*	*FY 25-26*	*FY 26-27*	*FY 27-28*	*FY 28-29*	*FY 29-30*	*Future Needs*
TOTAL LIBRARY			**$ -**	**$ -**	**$ -**	**$ -**	**$ -**	**$ -**

Item	*Acquisition Date*	*Purchase Type*	*FY 30-31*	*FY 31-32*	*FY 32-33*	*FY 33-34*	*FY 34-35*	*Future Needs*
TOTAL LIBRARY			**$ -**	**$ -**	**$ -**	**$ -**	**$ -**	**$ -**

CITY OF LEON VALLEY
ENTERPRISE FUND 10 YEAR CAPITAL ACQUISITION PLAN
FY 2026

Item	Acquisition Date	*Purchase Type*	*FY 25-26*	*FY 26-27*	*FY 27-28*	*FY 28-29*	*FY 29-30*	Future *Needs*
WA - Replace Water Mains City-Wide	1960 - 1990	Replacement	500,000					
WA - Purchase Water Rights	2018	New	143,000					
SW - Replace Sewer Mains City-Wide	1960 - 1990	Replacement	500,000					
STW - Wood chipper 9" throat	New	New	41,000					
STW- M2 Case Backhoe	2010	Replacement	150,000					
STW - 2 ton Brush removal truck	New	New	85,000					
WA - S122 Top Hat Trailer	2014	Replacement		7,000				
WA - S123 Top Hat Trailer	2014	Replacement		7000				
STW- M2 Case Backhoe	2010	Replacement		150,000				
SW - Replace Sewer Mains City-Wide	1960 - 1990	Replacement		500,000				
WA - Replace Water Mains City-Wide	1960 - 1990	Replacement		500,000				
WA - Purchase Water Rights	New	New		140,000				
WA - S136 Leeboy Asphalt Distributor	2017	Replacement		100,000				
WA - S137 Dynpac Roller	2017	Replacement		70,000				
STW - S135 Vermeer Chipper	2017	Replacement		30,000				
STW S143 Hustler Super Z HD	2018	Replacement		30,000				
SW - W10 3/4 Ton Pickup Truck	2016	Replacement			50,000			
WA - Replace Water Mains City-Wide	1960 - 1990	Replacement			500,000			
WA - Purchase Water Rights	New	New			140,000			
SW - Replace Sewer Mains City-Wide	1960 - 1990	Replacement			500,000			
STW - S141 ATV	2017	Replacement			20,000			
SW - W11 Sewer Jet Machine	2016	Replacement				40,000		
WA - Replace Water Mains City-Wide	1960 - 1990	Replacement				500,000		
WA - Purchase Water Rights	New	New				140,000		
SW - Replace Sewer Mains City-Wide	1960 - 1990	Replacement				500,000		
SW - W12 Vermeer Vac-Tron Trailer	2017	Replacement				60,000		
STW - S144 John Deere Rotary Cutter	2018	Replacement				25,000		
WA - W13 Ford F550 Dumptruck	2018	New					100,000	
WA - W8 Backhoe	2009	Replacement					130,000	
WA - Replace water mains city-wide	1960-1990	Replacement					500,000	
Sw - Replace sewer mains city-wide	1960-1990	Replacement					500,000	
STW - Streetsweeper	2018	New					250,000	
STW - M18 John Deere Mower Tractor w/Shred	2018	Replacement					130,000	
WA - Replace John Marshall elevated tank	1939	Replacement					1,000,000	
TOTAL BY FISCAL YEAR			**$ 1,419,000**	**$ 1,534,000**	**$ 1,210,000**	**$ 1,265,000**	**$ 2,610,000**	**$ -**

CITY OF LEON VALLEY
ENTERPRISE FUND 10 YEAR CAPITAL ACQUISITION PLAN
FY 2026

Item	**Acquisition Date**	***Purchase Type***	***FY 30-31***	***FY 31-32***	***FY 32-33***	***FY 33-34***	***FY 34-35***	**Future *Needs***
WA - ST01 Onan 100KW Generator	2010	Replacement	115,000					
WA - W9 Baldor Generator TS 175	2010	Remove	-					
WA - Replace Water Mains City-Wide	Replacement	Replacement	500,000					
WA - Purchase Water Rights	New	New	140,000					
SW - Replace Sewer Mains City-Wide	Replacement	Replacement	500,000					
WA - Replace Water Mains City-Wide	Replacement	Replacement		500,000				
WA - Purchase Water Rights	New	New		140,000				
SW - Replace Sewer Mains City-Wide	Replacement	Replacement		500,000				
STW - W-17 Excavator Trailer	2023	Replacement		70,000				
STW - W-15 Excavator	2023	Replacement		100,000				
WA - Marshall Elevated Water Storage Tank	1935	Replacement				1,500,000		
TOTAL BY FISCAL YEAR			**$ 1,255,000**	**$ 1,310,000**	**$ -**	**$ 1,500,000**	**$ -**	**$ -**

ENTERPRISE FUND
WATER

Item Description:
12 acre feet of water rights

Description of Benefit from Purchase in Improved Service or Lower Cost:
This will increase the amount of water rights we own to support new development. The City owns 1895 acre feet of water rights, but an additional 158 is needed to supply an adequate amount of water for existing and new water customers.

Number of Items: 13

Cost per Item: $11,000

Additional Cost per Item: $0

Total: $143,000

ENTERPRISE FUND
WATER

Item Description:
Replace water mains.

Description of Benefit from Purchase in Improved Service or Lower Cost:
This purchase will support the Capital Improvements Plan for the water system.

Number of Items: 1

Cost per Item: $500,000

Additional Cost per Item: $0

Total: $500,000

ENTERPRISE FUND
SEWER

Item Description:
Sewer main replacement projects

Description of Benefit from Purchase in Improved Service or Lower Cost:
This item will support the Capital Improvements Plan for the sewer system.

Number of Items: 1

Cost per Item: $500,000

Additional Cost per Item: $0

Total: $500,000

ENTERPRISE FUND
STORMWATER

Item Description:
9" Tow behind diesel wood chipper

Description of Benefit from Purchase in Improved Service or Lower Cost:
This item will be used to clear downed tree limbs and dead trees from drainage areas and the creek.

Number of Items: 1

Cost per Item: $41,000

Additional Cost per Item: $0

Total: $41,000



ENTERPRISE FUND
STORMWATER

Item Description:
Backhoe

Description of Benefit from Purchase in Improved Service or Lower Cost:
This will replace the 2010 backhoe. The current backhoe has had electrical repairs, multiple hydraulic cylinder repairs, is 4 wheel drive instead of 2 wheel drive, and is not enclosed. In addition, the current backhoe does not have attachment capability. The Crew uses the backhoe for concrete replacement and repairs, digging out rocks and soil, and moving soil and base materials. The attachment capability will allow it to be used for grapple and hoe ram activities, such as clearing waterways and downed timbers from creeks.

Number of Items: 1

Cost per Item: $150,000

Additional Cost per Item: $0

Total: $150,000



ENTERPRISE FUND
STORMWATER

Item Description:
2-ton wood chipper truck

Description of Benefit from Purchase in Improved Service or Lower Cost:
This item will be used twice yearly for the large item pickup weeks. In addition, it will be used to remove dead and downed trees city-wide throughout the year. Wood chipper trucks are designed to carry large amounts of debris, such as wood chips, without needing to leave the jobsite to dump. The current truck being used allows chips to be blown out of the top and spread debris on roadways and traffic.

Number of Items: 1

Cost per Item: $85,000

Additional Cost per Item: $0

Total: $85,000



CITY OF LEON VALLEY
TRAFFIC SAFETY 10 YEAR CAPITAL ACQUISITION PLAN
FY 2026

Item	Acquisition Date	*Purchase Type*	*FY 25-26*	*FY 26-27*	*FY 27-28*	*FY 28-29*	*FY 29-30*	*Future Needs*
Police Patrol Vehicle (1 w/equip)	Variable	Replacement		67,000		67,000	67,000	
Detective Vehicle	Variable	Replacement			65,000			
Jaws of Life (Tier 2)	Variable	Replacement						
In-Car Camera Systems	Variable	Replacement				100,000		
Police Patrol Vehicle (2 w/equip)	Variable	Replacement						
TOTAL BY FISCAL YEAR			**$ -**	**$ 67,000**	**$ 65,000**	**$ 167,000**	**$ 67,000**	**$ -**

Item	Acquisition Date	*Purchase Type*	*FY 30-31*	*FY 31-32*	*FY 32-33*	*FY 33-34*	*FY 34-35*	*Future Needs*
Police Patrol Vehicle (1 w/equip)	Variable	Replacement		67,000		67,000	67,000	
Detective Vehicle	Variable	Replacement			65,000			
Jaws of Life (Tier 2)	Variable	Replacement						
In-Car Camera Systems	Variable	Replacement				100,000		
Police Patrol Vehicle (2 w/equip)	Variable	Replacement	134,000					
Detective Vehicle	Variable	Replacement		67,000				
TOTAL BY FISCAL YEAR			**$ 134,000**	**$ 134,000**	**$ 65,000**	**$ 167,000**	**$ 67,000**	**$ -**

CITY OF LEON VALLEY
CRIME CONTROL 10 YEAR CAPITAL ACQUISITION PLAN
FY 2026

Item	Acquisition Date	*Purchase Type*	*FY 25-26*	*FY 26-27*	*FY 27-28*	*FY 28-29*	*FY 29-30*	*Future Needs*
Detective Police Vehicles (1)	Variable	Replacement	65,000					
TOTAL BY FISCAL YEAR			**$ 65,000**	**$ -**	**$ -**	**$ -**	**$ -**	**$ -**

Item	Acquisition Date	*Purchase Type*	*FY 30-31*	*FY 31-32*	*FY 31-32*	*FY 32-33*	*FY 33-34*	*Future Needs*
TOTAL BY FISCAL YEAR			**$ -**	**$ -**	**$ -**	**$ -**	**$ -**	**$ -**

CRIME CONTROL FUND

Item Description:
Police Detective Vehicle w/equipment

Description of Benefit from Purchase in Improved Service or Lower Cost:
Police Vehicles have been placed on a maintenance and replacement schedule as of 2017. All police vehicles will be kept in service for 100,000 miles or five years before they are replaced

Number of Items: 1

Cost per Item: $65,000

Additional Cost per Item: $0

Total: $65,000



CITY OF LEON VALLEY
POLICE FORFEITURE 10 YEAR CAPITAL ACQUISITION PLAN
FY 2026

Item	Acquisition Date	*Purchase Type*	*FY 25-26*	*FY 26-27*	*FY 27-28*	*FY 28-29*	*FY 29-30*	*Future Needs*
Command Vehicle	Variable	Replacement						
Detective Police Vehicles (1)	Variable	Replacement	65,000					
Undercover Police Vehicles (1)	Variable	Replacement		65,000	65,000			
Police Patrol Vehicles (2) w/equip	Variable	Replacement			134,000			
Video Server	Variable	Replacement				60,000		
In-Car Camera Systems	Variable	Replacement				100,000		
Multi Function Copier	Variable	Replacement				9,300		
TOTAL BY FISCAL YEAR			**$ 65,000**	**$ 65,000**	**$ 199,000**	**$ 169,300**	**$ -**	**$ -**

Item	Acquisition Date	*Purchase Type*	*FY 30-31*	*FY 31-32*	*FY 31-32*	*FY 32-33*	*FY 33-34*	*Future Needs*
Police Patrol Vehicles (2) w/equip	Variable	Replacement				134,000		
Undercover Police Vehicles (1)	Variable	Replacement		65,000				
Detective Police Vehicles (1)	Variable	Replacement					65,000	
TOTAL BY FISCAL YEAR			**$ -**	**$ 65,000**	**$ -**	**$ 134,000**	**$ 65,000**	**$ -**

POLICE FORFEITURE FUND

Item Description:
Police Detective Vehicle w/equipment

Description of Benefit from Purchase in Improved Service or Lower Cost:
Police Vehicles have been placed on a maintenance and replacement schedule as of 2017. All police vehicles will be kept in service for 100,000 miles or five years before they are replaced

Number of Items: 1

Cost per Item: $65,000

Additional Cost per Item: $0

Total: $65,000

