




27400 Southfield Rd
Lathrup Village, MI 48076
(248) 557 - 2600
www.lathrupvillage.org

MEMORANDUM


To: Susie Stec, Director – Community & Economic Development/DDA Director
From: Pam Bratschi, Assistant City Administrator/Treasurer
Date: October 17, 2023
RE: Financial Reports

For the Financial Reports for the month of September 2023.
I would like to draw your attention to:

1. Doing great in Investment Interest 3 months 11,000.00 budget 10,000. If this keeps up then you will have about 50,000 in interest for the year.
2. LVMF – Donations and revenue need to be transfer to DDA.
3. Expenditure accounts are in good shape no accounts are over budget.



GL NUMBER	DESCRIPTION	2023-24 AMENDED BUDGET	YTD BALANCE 09/30/2023 NORMAL (ABNORMAL)	MONTH INCREASE	ACTIVITY FOR 09/30/2023 (DECREASE)	AVAILABLE BALANCE NORMAL (ABNORMAL)	-% BDGT USED
Fund 494 - DOWNTOWN DEVELOPMENT AUTHORITY							
Revenues							
Dept 000.000							
494-000.000-407.000	TIFA-CAPTURE TAXES	367,901.00	0.00		0.00	367,901.00	0.00
494-000.000-410.000	TAX COLLECTED OTHER	37,488.00	0.00		0.00	37,488.00	0.00
494-000.000-415.000	MISCELLANEOUS REVENUE	21,974.00	0.00		0.00	21,974.00	0.00
494-000.000-446.000	INVESTMENT INTEREST	10,000.00	11,359.23		3,778.67	(1,359.23)	113.59
Total Dept 000.000		437,363.00	11,359.23		3,778.67	426,003.77	2.60
TOTAL REVENUES							
		437,363.00	11,359.23		3,778.67	426,003.77	2.60
Expenditures							
Dept 000.000							
494-000.000-701.000	SALARIES FULL-TIME	170,940.00	34,158.76		14,033.67	136,781.24	19.98
494-000.000-702.000	SALARIES PART-TIME	5,000.00	4,525.00		0.00	475.00	90.50
494-000.000-703.000	EMPLOYEE TAXES & BENEFITS	34,000.00	7,973.08		3,079.26	26,026.92	23.45
494-000.000-722.000	LEGAL SERVICES	900.00	0.00		0.00	900.00	0.00
494-000.000-726.000	OFFICE SUPPLIES	6,350.00	42.38		21.19	6,307.62	0.67
494-000.000-802.000	TAX TRIBUNAL RETURNS	2,000.00	0.00		0.00	2,000.00	0.00
494-000.000-810.000	AUDITING & ACCOUNTING	800.00	800.00		0.00	0.00	100.00
494-000.000-822.000	TRAINING/MEMBERSHIP	10,050.00	650.00		650.00	9,400.00	6.47
494-000.000-844.000	MAIN STREET PROGRAM	22,500.00	8,767.71		7,317.71	13,732.29	38.97
494-000.000-845.000	STREETSCAPING	132,000.00	2,359.50		0.00	129,640.50	1.79
494-000.000-882.000	PLANNING/CONSULTING FEES	15,300.00	6,961.04		3,384.12	8,338.96	45.50
494-000.000-900.000	PRINTING/PUBLICATION COSTS	2,000.00	0.00		0.00	2,000.00	0.00
494-000.000-901.000	POSTAGE FEES	200.00	0.00		0.00	200.00	0.00
494-000.000-933.000	REPAIRS & MAINTENANCE	417,293.00	12,476.54		9,189.63	404,816.46	2.99
494-000.000-955.000	MISCELLANEOUS EXPENDITURES	53,457.00	0.00		0.00	53,457.00	0.00
494-000.000-968.001	DEPRECIATION INFRASTRUCTURE	30,000.00	0.00		0.00	30,000.00	0.00
494-000.000-971.000	SIGN GRANT PROGRAM	10,000.00	0.00		0.00	10,000.00	0.00
494-000.000-971.001	FACADE GRANT PROGRAM	20,000.00	0.00		0.00	20,000.00	0.00
Total Dept 000.000		932,790.00	78,714.01		37,675.58	854,075.99	8.44
TOTAL EXPENDITURES							
		932,790.00	78,714.01		37,675.58	854,075.99	8.44
Fund 494 - DOWNTOWN DEVELOPMENT AUTHORITY:							
TOTAL REVENUES							
TOTAL EXPENDITURES							
NET OF REVENUES & EXPENDITURES							
		437,363.00	11,359.23		3,778.67	426,003.77	2.60
		932,790.00	78,714.01		37,675.58	854,075.99	8.44
		(495,427.00)	(67,354.78)		(33,896.91)	(428,072.22)	13.60



JE #	Date	Description	Reference #	OFFSETTING GL	DEBIT	CREDIT
		494-000.000-010.000 TRUST ACCOUNT-GENERAL				
Journal GJ: GJ						
135967	09/28/2023	INTEREST POSTING-MONTHLY	15975	Multiple	3,778.67	
Journal Totals					3,778.67	0.00
Totals for 494-000.000-010.000					3,778.67	0.00
Balance 09/01/23:					1,107,603.36	
Net Change:					3,778.67	
Balance 09/30/23:					1,111,382.03	

		494-000.000-202.000 ACCOUNTS PAYABLE				
Journal AP: AP						
135384	09/15/2023	HEALTH CARE	232510004713	Multiple		1,697.17
135385	09/15/2023	HEALTH CARE	2325100002310	494-000.000-703.000	67.65	
135391	09/15/2023	MISC CHGS - BRITTANY	07-21-8-22-2023	Multiple		391.05
135392	09/15/2023	MISC EXPENSES	062223-7202023-	Multiple		306.61
135393	09/15/2023	MISC EXPENSES - SUSIE	07/21/203-8/22/	Multiple		186.19
135404	09/15/2023	910040189698/910007537871/9100	10-10-2023DTE	Multiple		2,107.13
135413	09/15/2023	2023DDA ALLEY WORK	129607	494-000.000-933.000	465.00	
135415	09/15/2023	2024 DDA ALLEY RECONSTRUCTION	129608	494-000.000-933.000	5,657.50	
135419	09/15/2023	DDA PLANNING SERVICES	129623	494-000.000-882.000	3,384.12	
135427	09/15/2023	CONFERENCE FEES	70466	494-000.000-822.000	435.00	
135428	09/15/2023	CONFERENCE FEES	70685	494-000.000-822.000	50.00	
135432	09/15/2023	HEALTH SAVINGS PLAN RHS	09/15/2023-8030	Multiple		121.01
135602	09/29/2023	FESTIVAL ENTERTAINMENT	DDA92923-YLIZ	494-000.000-844.000	200.00	
135610	09/29/2023	DDA EVENT STAGE	3247	494-000.000-844.000	1,354.05	
135612	09/29/2023	NEWSPAPER AD - CONCERT	0013424-IN	494-000.000-844.000	756.00	
135642	09/29/2023	LAWN MAINTENANCE	CLIP54214	494-000.000-933.000	960.00	
135649	09/29/2023	FESTIVAL ENTERTAINMENT	DDA92923-HAM	494-000.000-844.000	300.00	
135650	09/29/2023	FESTIVAL MUSIC	DDA92923-WHITE	494-000.000-844.000	800.00	
135657	09/29/2023	HEALTH SAVINGS (RHS) PLAN	803046-RHS-SEPT	Multiple		121.01
135672	09/29/2023	FESTIVAL MUSIC	DDA92923-SWS	494-000.000-844.000	400.00	
135673	09/29/2023	INSURANCE	00-642946-10/01	Multiple		67.52
135675	09/29/2023	TSHIRTS	09-11-23	494-000.000-844.000	660.00	
135679	09/29/2023	FESTIVAL ENTERTAINMENT	DDA92923-MILT	494-000.000-844.000	1,250.00	
135680	09/29/2023	FESTIVAL ENTERTAINMENT	DDA92923-MAY	494-000.000-844.000	500.00	
135736	09/29/2023	PETTY CASH - FESTIVAL	PETTYCASH	494-000.000-844.000	400.00	
Journal Totals					0.00	22,637.01

		Journal CD: CD				
135463	09/15/2023	Check: NBDC 48176	48176	Multiple	1,764.82	
135467	09/15/2023	Check: NBDC 48180	48180	Multiple	883.85	
135474	09/15/2023	Check: NBDC 48187	48187	Multiple	2,107.13	
135476	09/15/2023	Check: NBDC 48189	48189	Multiple	9,506.62	
135483	09/15/2023	Check: NBDC 48196	48196	Multiple	485.00	
135486	09/15/2023	Check: NBDC 48199	48199	Multiple	121.01	
135685	09/29/2023	Check: NBDC 48218	48218	Multiple	200.00	
135688	09/29/2023	Check: NBDC 48221	48221	Multiple	1,354.05	
135690	09/29/2023	Check: NBDC 48223	48223	Multiple	756.00	
135701	09/29/2023	Check: NBDC 48234	48234	Multiple	960.00	
135705	09/29/2023	Check: NBDC 48238	48238	Multiple	300.00	
135706	09/29/2023	Check: NBDC 48239	48239	Multiple	800.00	
135712	09/29/2023	Check: NBDC 48245	48245	Multiple	121.01	
135721	09/29/2023	Check: NBDC 48254	48254	Multiple	400.00	
135722	09/29/2023	Check: NBDC 48255	48255	Multiple	67.52	
135724	09/29/2023	Check: NBDC 48257	48257	Multiple	660.00	
135728	09/29/2023	Check: NBDC 48261	48261	Multiple	1,250.00	
135729	09/29/2023	Check: NBDC 48262	48262	Multiple	500.00	
135737	09/29/2023	Check: NBDC 48264	48264	Multiple	400.00	
Journal Totals					22,637.01	0.00
Totals for 494-000.000-202.000					22,637.01	22,637.01

Balance 09/01/23: 0.00
 Net Change: 0.00
 Balance 09/30/23: 0.00

		494-000.000-214.101 DUE TO GENERAL FUND				
Journal CD: CD						
135463	09/15/2023	Check: NBDC 48176	48176	Multiple	1,764.82	
135467	09/15/2023	Check: NBDC 48180	48180	Multiple	883.85	
135474	09/15/2023	Check: NBDC 48187	48187	Multiple	2,107.13	
135476	09/15/2023	Check: NBDC 48189	48189	Multiple	9,506.62	
135483	09/15/2023	Check: NBDC 48196	48196	Multiple	485.00	
135486	09/15/2023	Check: NBDC 48199	48199	Multiple	121.01	
135685	09/29/2023	Check: NBDC 48218	48218	Multiple	200.00	
135688	09/29/2023	Check: NBDC 48221	48221	Multiple	1,354.05	
135690	09/29/2023	Check: NBDC 48223	48223	Multiple	756.00	

JE #	Date	Description	Reference #	OFFSETTING GL	DEBIT	CREDIT
494-000.000-214.101 DUE TO GENERAL FUND						
Journal CD: CD						
135701	09/29/2023	Check: NBDC 48234	48234	Multiple		960.00
135705	09/29/2023	Check: NBDC 48238	48238	Multiple		300.00
135706	09/29/2023	Check: NBDC 48239	48239	Multiple		800.00
135712	09/29/2023	Check: NBDC 48245	48245	Multiple		121.01
135721	09/29/2023	Check: NBDC 48254	48254	Multiple		400.00
135722	09/29/2023	Check: NBDC 48255	48255	Multiple		67.52
135724	09/29/2023	Check: NBDC 48257	48257	Multiple		660.00
135728	09/29/2023	Check: NBDC 48261	48261	Multiple		1,250.00
135729	09/29/2023	Check: NBDC 48262	48262	Multiple		500.00
135737	09/29/2023	Check: NBDC 48264	48264	Multiple		400.00
Journal Totals					0.00	22,637.01
Journal PR: Payroll						
135559	09/14/2023	PAYROLL REPORT	15954	Multiple		7,094.30
135682	09/29/2023	PAYROLL REPORT	15955	Multiple		7,944.27
Journal Totals					0.00	15,038.57

Totals for 494-000.000-214.101					0.00	37,675.58
Balance 09/01/23:						202,215.45
Net Change:						37,675.58
Balance 09/30/23:						239,891.03

494-000.000-446.000 INVESTMENT INTEREST						
Journal GJ: GJ						
135967	09/28/2023	INTEREST POSTING-MONTHLY	15975	Multiple		3,778.67
Journal Totals					0.00	3,778.67
Totals for 494-000.000-446.000					0.00	3,778.67
Balance 09/01/23:						7,580.56
Net Change:						3,778.67
Balance 09/30/23:						11,359.23

494-000.000-701.000 SALARIES FULL-TIME						
Journal PR: Payroll						
135559	09/14/2023	PAYROLL REPORT	15954	Multiple	6,622.05	
135682	09/29/2023	PAYROLL REPORT	15955	Multiple	7,411.62	
Journal Totals					14,033.67	0.00
Totals for 494-000.000-701.000					14,033.67	0.00
Balance 09/01/23:						20,125.09
Net Change:						14,033.67
Balance 09/30/23:						34,158.76

494-000.000-703.000 EMPLOYEE TAXES & BENEFITS						
Journal AP: AP						
135384	09/15/2023	HEALTH CARE	232510004713	Multiple	1,697.17	
135385	09/15/2023	HEALTH CARE	2325100002310	494-000.000-202.000	67.65	
135432	09/15/2023	HEALTH SAVINGS PLAN RHS	09/15/2023-8030	Multiple	121.01	
135657	09/29/2023	HEALTH SAVINGS (RHS) PLAN	803046-RHS-SEPT	Multiple	121.01	
135673	09/29/2023	INSURANCE	00-642946-10/01	Multiple	67.52	
Journal Totals					2,074.36	0.00
Journal PR: Payroll						
135559	09/14/2023	PAYROLL REPORT	15954	Multiple	472.25	
135682	09/29/2023	PAYROLL REPORT	15955	Multiple	532.65	
Journal Totals					1,004.90	0.00
Totals for 494-000.000-703.000					3,079.26	0.00
Balance 09/01/23:						4,893.82
Net Change:						3,079.26
Balance 09/30/23:						7,973.08

494-000.000-726.000 OFFICE SUPPLIES						
Journal AP: AP						
135393	09/15/2023	MISC EXPENSES - SUSIE	07/21/203-8/22/	Multiple	21.19	
Journal Totals					21.19	0.00

10/17/2023 09:32 AM	ACTIVITY BY GL/JOURNAL REPORT FOR CITY OF LATHROP VILLAGE		FROM 494-000.000-000.000 TO 494-000.000-971.001		TRANSACTIONS FROM 09/01/2023 TO 09/30/2023		DEBIT	CREDIT
JE #	Date	Description	Reference #	OFFSETTING GL				
494-000.000-726.000 OFFICE SUPPLIES							21.19	0.00
Totals for 494-000.000-726.000								
		Balance 09/01/23:		21.19				
		Net Change:		21.19				
		Balance 09/30/23:		42.38				
494-000.000-822.000 TRAINING/MEMBERSHIP								
Journal AP: AP							165.00	
135393	09/15/2023	MISC EXPENSES - SUSIE	07/21/203-8/22/	Multiple			435.00	
135427	09/15/2023	CONFERENCE FEES	70466	494-000.000-202.000			50.00	
135428	09/15/2023	CONFERENCE FEES	70685	494-000.000-202.000				
Journal Totals							650.00	0.00
Totals for 494-000.000-822.000							650.00	0.00
		Balance 09/01/23:		0.00				
		Net Change:		650.00				
		Balance 09/30/23:		650.00				
494-000.000-844.000 MAIN STREET PROGRAM								
Journal AP: AP								
135391	09/15/2023	MISC CHGS - BRITTANY	07-21-8-22-2023	Multiple			23.87	
135391	09/15/2023	MISC CHGS - BRITTANY	07-21-8-22-2023	Multiple			12.75	
135391	09/15/2023	MISC CHGS - BRITTANY	07-21-8-22-2023	Multiple			52.03	
135391	09/15/2023	MISC CHGS - BRITTANY	07-21-8-22-2023	Multiple			59.55	
135391	09/15/2023	MISC CHGS - BRITTANY	07-21-8-22-2023	Multiple			82.19	
135391	09/15/2023	MISC CHGS - BRITTANY	07-21-8-22-2023	Multiple			5.79	
135391	09/15/2023	MISC CHGS - BRITTANY	07-21-8-22-2023	Multiple			22.52	
135391	09/15/2023	MISC CHGS - BRITTANY	07-21-8-22-2023	Multiple			16.14	
135391	09/15/2023	MISC CHGS - BRITTANY	07-21-8-22-2023	Multiple			21.19	
135391	09/15/2023	MISC CHGS - BRITTANY	07-21-8-22-2023	Multiple			95.02	
135391	09/15/2023	MISC CHGS - BRITTANY	07-21-8-22-2023	Multiple			15.47	
135392	09/15/2023	MISC EXPENSES	062223-7202023-	Multiple			73.06	
135392	09/15/2023	MISC EXPENSES	062223-7202023-	Multiple			10.59	
135392	09/15/2023	MISC EXPENSES	062223-7202023-	Multiple			7.41	
135392	09/15/2023	MISC EXPENSES	062223-7202023-	Multiple			5.65	
135392	09/15/2023	MISC EXPENSES	062223-7202023-	Multiple			59.38	
135392	09/15/2023	MISC EXPENSES	062223-7202023-	Multiple			15.57	
135392	09/15/2023	MISC EXPENSES	062223-7202023-	Multiple			21.19	
135392	09/15/2023	MISC EXPENSES	062223-7202023-	Multiple			75.02	
135392	09/15/2023	MISC EXPENSES	062223-7202023-	Multiple			15.02	
135392	09/15/2023	MISC EXPENSES	062223-7202023-	Multiple			8.25	
135392	09/15/2023	MISC EXPENSES	062223-7202023-	Multiple			200.00	
135602	09/29/2023	FESTIVAL ENTERTAINMENT	DDA92923-YLTZ	494-000.000-202.000			1,354.05	
135610	09/29/2023	DDA EVENT STAGE	3247	494-000.000-202.000			756.00	
135612	09/29/2023	NEWSPAPER AD - CONCERT	0013424-IN	494-000.000-202.000			300.00	
135649	09/29/2023	FESTIVAL ENTERTAINMENT	DDA92923-HAM	494-000.000-202.000			800.00	
135650	09/29/2023	FESTIVAL MUSIC	DDA92923-WHITE	494-000.000-202.000			400.00	
135672	09/29/2023	FESTIVAL MUSIC	DDA92923-SWS	494-000.000-202.000			660.00	
135675	09/29/2023	TSHIRTS	09-11-23	494-000.000-202.000			1,250.00	
135679	09/29/2023	FESTIVAL ENTERTAINMENT	DDA92923-MILT	494-000.000-202.000			500.00	
135680	09/29/2023	FESTIVAL ENTERTAINMENT	DDA92923-MAY	494-000.000-202.000			400.00	
135736	09/29/2023	PETTY CASH - FESTIVAL	PETTYCASH	494-000.000-202.000				
Journal Totals							7,317.71	0.00
Totals for 494-000.000-844.000							7,317.71	0.00
		Balance 09/01/23:		1,450.00				
		Net Change:		7,317.71				
		Balance 09/30/23:		8,767.71				
494-000.000-882.000 PLANNING/CONSULTING FEES								
Journal AP: AP								
135419	09/15/2023	DDA PLANNING SERVICES	129623	494-000.000-202.000			3,384.12	
Journal Totals							3,384.12	0.00
Totals for 494-000.000-882.000							3,384.12	0.00
		Balance 09/01/23:		3,576.92				
		Net Change:		3,384.12				
		Balance 09/30/23:		6,961.04				
494-000.000-933.000 REPAIRS & MAINTENANCE								
Journal AP: AP								
135404	09/15/2023	910040189698/910007537871/9100	10-10-2023DTE	Multiple			2,107.13	

DB: Lathrup

FROM 494-000.000-000.000 TO 494-000.000-971.001

TRANSACTIONS FROM 09/01/2023 TO 09/30/2023

JE #	Date	Description	Reference #	OFFSETTING GL	DEBIT	CREDIT
494-000.000-933.000 REPAIRS & MAINTENANCE						
Journal AP: AP						
135413	09/15/2023	2023DDA ALLEY WORK	129607	494-000.000-202.000	465.00	
135415	09/15/2023	2024 DDA ALLEY RECONSTRUCTION	129608	494-000.000-202.000	5,657.50	
135642	09/29/2023	LAWN MAINTENANCE	CLIP54214	494-000.000-202.000	960.00	
Journal Totals					9,189.63	0.00
Totals for 494-000.000-933.000					9,189.63	0.00
Balance 09/01/23:				3,286.91		
Net Change:				9,189.63		
Balance 09/30/23:				12,476.54		


Fund 494 DOWNTOWN DEVELOPMENT AUTHORITY

PERIOD ENDED
09/30/2022

PERIOD ENDED
09/30/2023

GL Number	Description	PERIOD ENDED 09/30/2022	PERIOD ENDED 09/30/2023
*** Assets ***			
494-000.000-010.000	TRUST ACCOUNT-GENERAL	1,368,314.45	1,111,382.03
494-000.000-028.096	TAXES RECEIVABLE-PERSONAL PROP	23,503.93	19,543.46
494-000.000-084.101	DUE FROM GENERAL FUND	54,775.06	436,391.74
494-000.000-141.001	INFRASTRUCTURE	360,289.69	360,289.69
494-000.000-177.001	DEPRECIABLE ASSETS	25,243.25	25,243.25
494-000.000-193.000	ACCUMULATED DEPRECIATION	(199,302.22)	(229,016.22)
	Total Assets	1,632,824.16	1,723,833.95
*** Liabilities ***			
494-000.000-214.101	DUE TO GENERAL FUND	244,158.07	239,891.03
	Total Liabilities	244,158.07	239,891.03
*** Fund Balance ***			
494-000.000-390.000	FUND BALANCE	1,417,080.33	1,417,080.33
	Total Fund Balance	1,417,080.33	1,417,080.33
	Beginning Fund Balance	1,417,080.33	1,417,080.33
	Net of Revenues VS Expenditures - 22-23	1,551,297.70	134,217.37
	*22-23 End FB/23-24 Beg FB	(28,414.24)	(67,354.78)
	Net of Revenues VS Expenditures - Current Year	1,388,666.09	1,483,942.92
	Ending Fund Balance	1,632,824.16	1,723,833.95
	Total Liabilities And Fund Balance		

* Year Not Closed



User: JESSICA

DB: Lathrup

Fund 494 DOWNTOWN DEVELOPMENT AUTHORITY

GL Number	Description	PERIOD ENDED 09/30/2022	PERIOD ENDED 09/30/2023
*** Assets ***			
494-000.000-000.000		0.00	0.00
494-000.000-001.000	CASH CHECKING	0.00	0.00
494-000.000-010.000	TRUST ACCOUNT-GENERAL	1,368,314.45	1,111,382.03
494-000.000-028.096	TAXES RECEIVABLE-PERSONAL PROP	23,503.93	19,543.46
494-000.000-040.000	ACCOUNTS RECEIVABLE-OTHERS	0.00	0.00
494-000.000-042.000	ACCOUNTS RECEIVABLE-SPEC ASSES	0.00	0.00
494-000.000-084.101	DUE FROM GENERAL FUND	54,775.06	436,391.74
494-000.000-084.203	DUE FROM LOCAL ROADS	0.00	0.00
494-000.000-084.494	DUE FROM DDA FUND	0.00	0.00
494-000.000-141.001	INFRASTRUCTURE	360,289.69	360,289.69
494-000.000-149.001	ALLOWANCE FOR DOUBTFUL DEBT	0.00	0.00
494-000.000-177.001	DEPRECIABLE ASSETS	25,243.25	25,243.25
494-000.000-193.000	ACCUMULATED DEPRECIATION	(199,302.22)	(229,016.22)
Total Assets		1,632,824.16	1,723,833.95
*** Liabilities ***			
494-000.000-202.000	ACCOUNTS PAYABLE	0.00	0.00
494-000.000-208.000	MTT REFUNDS	0.00	0.00
494-000.000-214.101	DUE TO GENERAL FUND	244,158.07	239,891.03
494-000.000-214.202	DUE TO MAJOR ROADS	0.00	0.00
494-000.000-214.203	DUE TO LOCAL ROADS	0.00	0.00
494-000.000-257.000	ACCRUED WAGES PAYABLE	0.00	0.00
494-000.000-295.000	DEFERRED REVENUE-PERSONAL PRO	0.00	0.00
Total Liabilities		244,158.07	239,891.03
*** Fund Balance ***			
494-000.000-390.000	FUND BALANCE	1,417,080.33	1,417,080.33
Total Fund Balance		1,417,080.33	1,417,080.33
Beginning Fund Balance		1,417,080.33	1,417,080.33
Net of Revenues VS Expenditures - 22-23			134,217.37
*22-23 End FB/23-24 Beg FB		1,551,297.70	
Net of Revenues VS Expenditures - Current Year		(28,414.24)	(67,354.78)
Ending Fund Balance		1,388,666.09	1,483,942.92
Total Liabilities And Fund Balance		1,632,824.16	1,723,833.95

* Year Not Closed

