



The current lead time for most products is longer than what is listed. Please check with us for the most current lead time.



VESTIL RSH RUBBER SPEED HUMPS

› [Protective Barriers](#) › [Parking Blocks & Speed Bumps](#) › Vestil RSH Rubber Speed Humps



Vestil RSH-108-24-C Rubber Speed Hump

[Back to List](#)

\$539.00

SKU:

RSH-120-36-C

[Email a Friend](#)

[Print Page](#)

Scroll Down for More Info ↓

Vestil RSH Rubber Speed Humps, models RSH-108-24-C, RSH-108-24-A, RSH-120-36-C, & RSH-120-36-A are designed to make traffic zones safer by reducing vehicle speeds. Speed humps create a gentle vehicle rocking motion which results in most vehicles slowing to 5 to 15 mph at each hump. Perfect for neighborhoods, construction areas, hospitals, post offices, and airports. Speed humps are constructed of recycled and virgin rubber and include a UV stabilizer for a longer life. The color is black with embedded reflective yellow highway tape for high visibility. Each speed hump includes both center and end module's. Additional center sections can be purchased to customize length. Vestil RSH rubber speed humps may be removed for seal coating, snow removal, or change of location. Easy tongue and groove installation. Mounting Hardware Kit included - choose asphalt or cement - see models below.

Specifications:

- Designed to slow most vehicles to 5 to 15 mph at each hump
- 40,000 LB & 60,000 LB capacities available
- 108" & 120" lengths available
- Length may be customized by adding or removing center sections
- Made of recycled and virgin rubber with UV stabilizer for a long service life
- Embedded with high visibility yellow striping
- Tongue & groove installation on concrete or asphalt
- Removable
- Mounting hardware included



[View All Products In This Category](#)

Vestil RSH Rubber Speed Humps:

SKU: RSH-108-24-C

Capacity/Desc.: 40000 LBS

Size (L x W x H): 108" x 23.5" x 1.4"

Hardware For Use On:: Concrete

Weight: 106 LBS

\$316.00

Qty:

SKU: RSH-108-24-A

Capacity/Desc.: 40000 LBS

Size (L x W x H): 108" x 23.5" x 1.4"

Hardware For Use On:: Asphalt

Weight: 113 LBS

Scroll Down for More Info ↓

\$369.00

Qty:

SKU: RSH-120-36-C

Capacity/Desc.: 60000 LBS

Size (L x W x H): 120" x 35.5" x 2.4"

Hardware For Use On:: Concrete

Weight: 256 LBS

\$539.00

Qty:

SKU: RSH-120-36-A

Capacity/Desc.: 60000 LBS

Size (L x W x H): 120" x 35.5" x 2.4"

Hardware For Use On:: Asphalt

Weight: 264 LBS

\$583.00

Qty:

Options:

SKU: RSH-108-M-C

Capacity/Desc.: Additional 19-13/16" Long Middle Section For RSH-108-24-C

Weight: 23 LBS

\$65.00

Qty:

SKU: RSH-108-M-A

Capacity/Desc.: Additional 19-13/16" Long Middle Section For RSH-108-24-A

Weight: 23 LBS

\$78.00

Scroll Down for More Info ↓

Qty:

SKU: RSH-120-M-C

Capacity/Desc.: Additional 20-5/16" Long Middle Section For RSH-120-36-C

Weight: 56 LBS

\$115.00

Qty:

SKU: RSH-120-M-A

Capacity/Desc.: Additional 20-5/16" Long Middle Section For RSH-120-36-A

Weight: 56 LBS

\$120.00




Qty:

Add to Cart

CUSTOMER REVIEWS

There are no customer reviews for this product. However, you can be the first person to add a review for this product.

[Add Review](#)

	888-990-1150
	773-530-1872
	Click To Email Us

Search

GO

[Advanced Search Logic](#)