

Lake Worth Beach State of Schools

January 18, 2022

Presented by:
Erica Whitfield
School District of Palm Beach County District 2 Board Member

High-performing A-rated District



MISSION STATEMENT

The mission of the School District of Palm Beach County is to educate, affirm, and inspire each student in an equity-embedded school system.

VISION STATEMENT

We envision...

The School District of Palm Beach County is an educational and working environment, where both students and staff are unimpeded by bias or discrimination. Individuals of all backgrounds and experiences are embraced, affirmed, and inspired. Each and every one will succeed and flourish.

The School District of Palm Beach County will take ownership for students' academic mastery, emotional intelligence, and social-emotional needs by creating environments where students, families, staff, and communities will develop agency and voice. A joy of learning is fostered in each student and a positive vision for their future is nurtured. Each student's cultural heritage is valued, and their physical, emotional, academic, and social needs are met.

...WE SEE YOU.



Top-performing urban school district in Florida



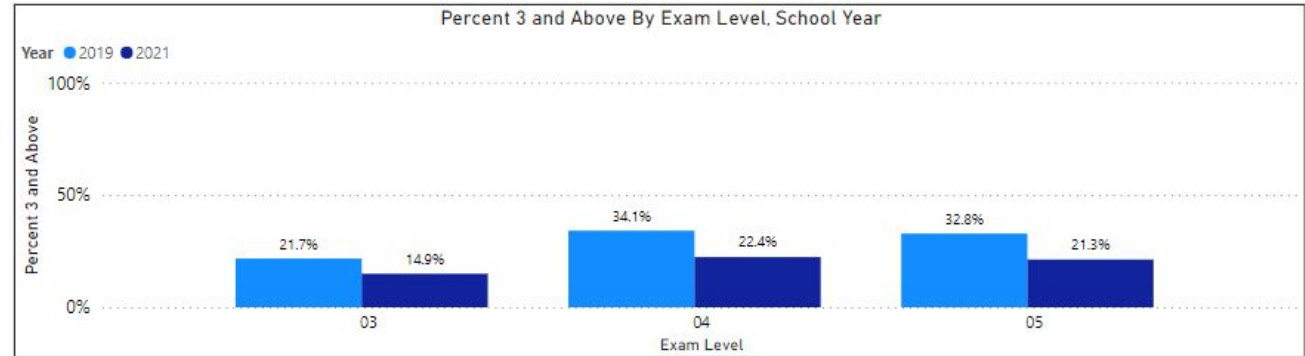
Today's Agenda

- Academic Results
- Discipline Rates
- Dropout Rates
- Mental Health Impacts
- Student Wifi Updates
- Legislative Priorities

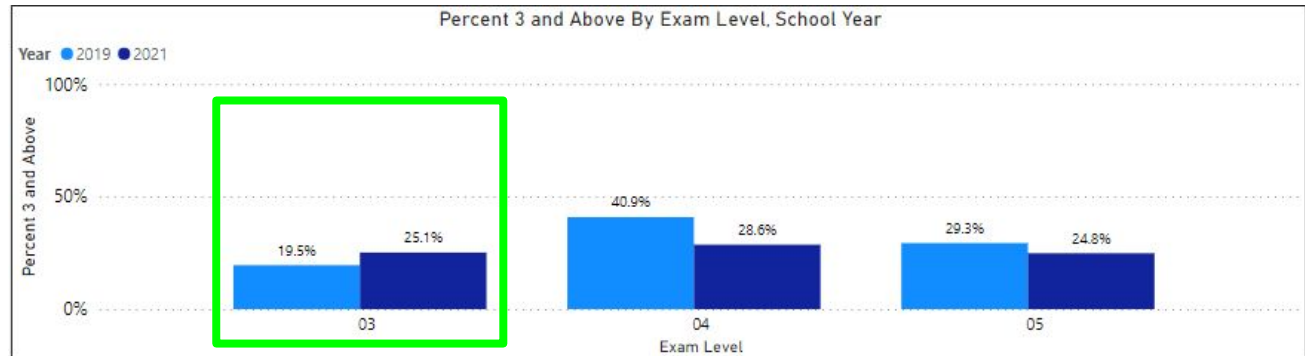


English Language Arts (ELA) FSA Results by Grade Level FY19 v. FY21

Barton Elementary



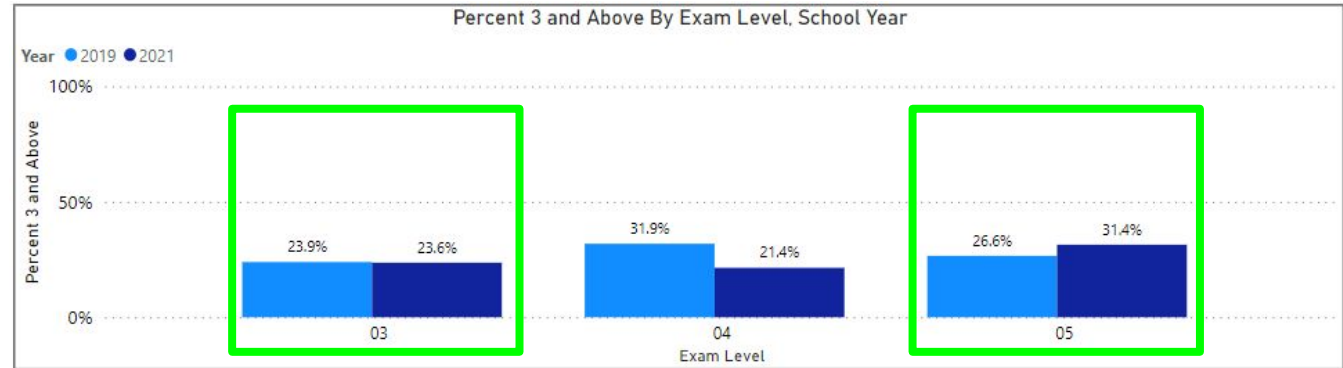
Highland Elementary





English Language Arts (ELA) FSA Results by Grade Level FY19 v. FY21

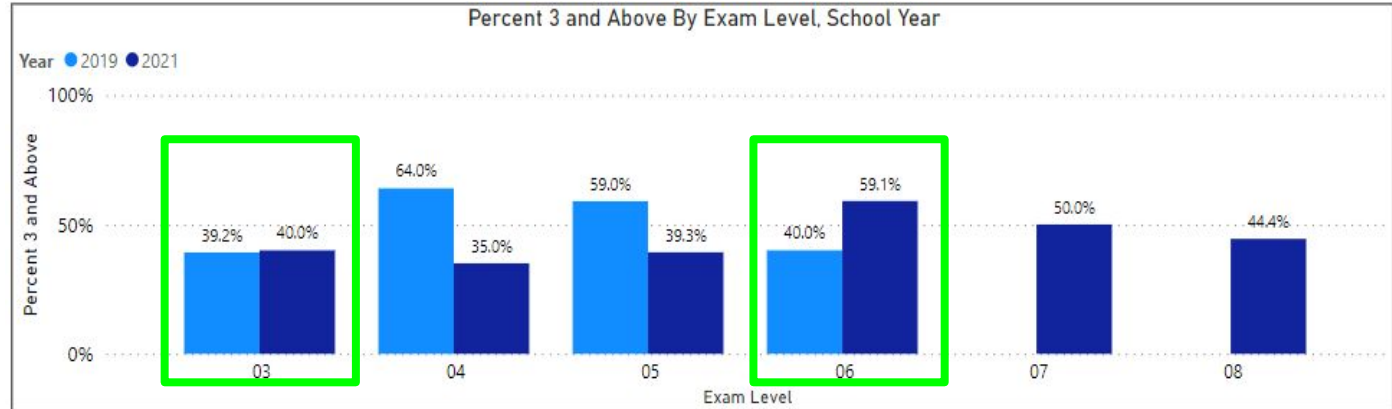
South Grade
Elementary





English Language Arts (ELA) FSA Results by Grade Level FY19 v. FY21

North Grade K - 8

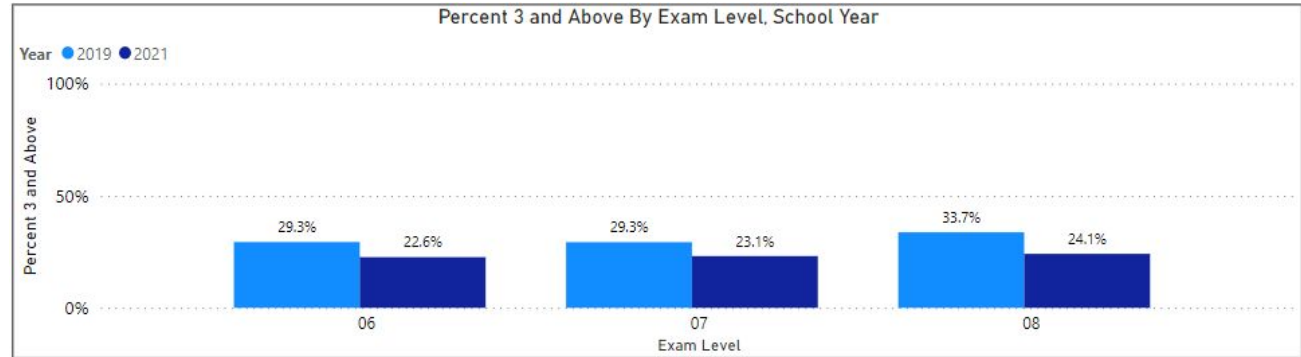


Lake Worth Middle lost ground while 10th graders at Lake Worth High maintained.

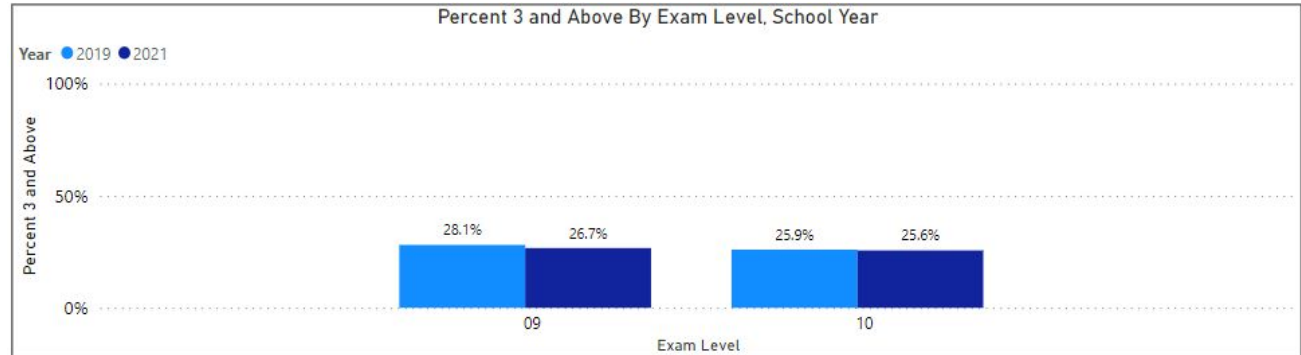


English Language Arts (ELA) FSA Results by Grade Level FY19 v. FY21

Lake Worth Middle



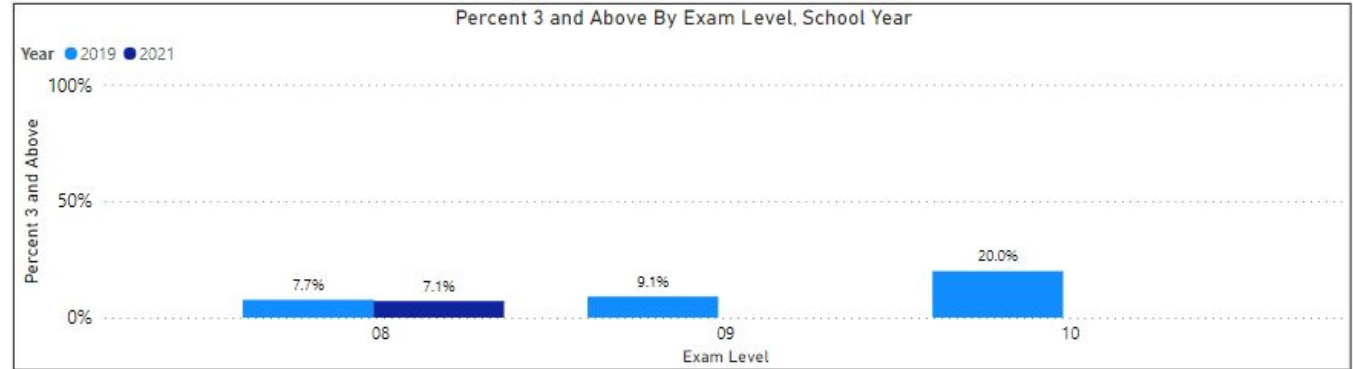
Lake Worth High





English Language Arts (ELA) FSA Results by Grade Level FY19 v. FY21

South Intensive
Transition

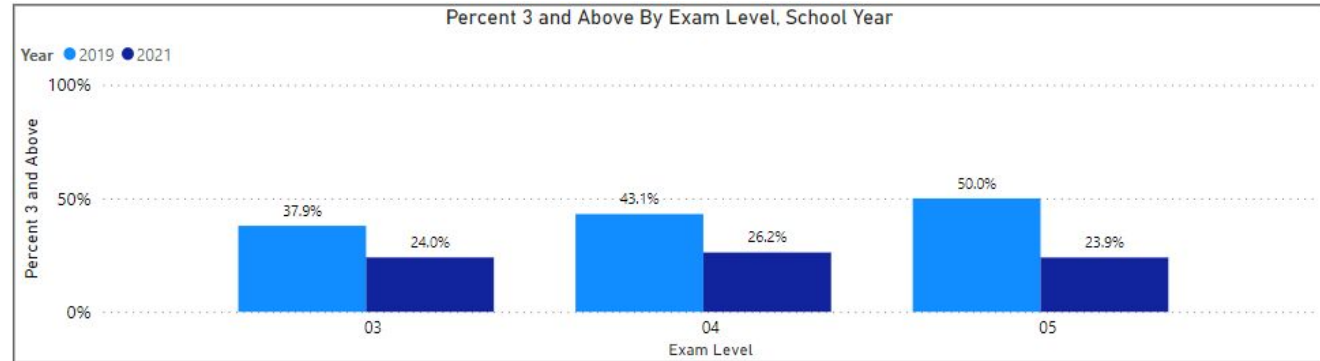


Math FSA Results by Grade Level FY19 v. FY21

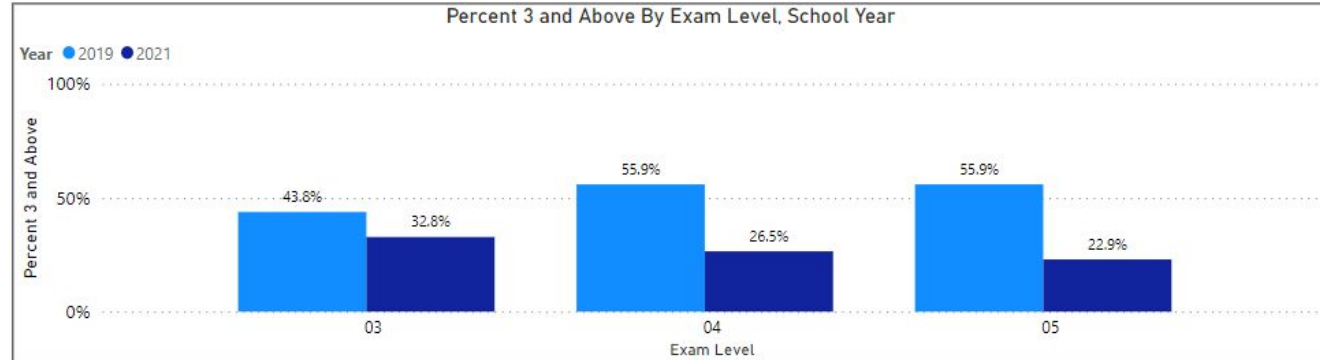
MORE OF
EVERYTHING YOU
WANT FOR
YOUR CHILD



Barton Elementary



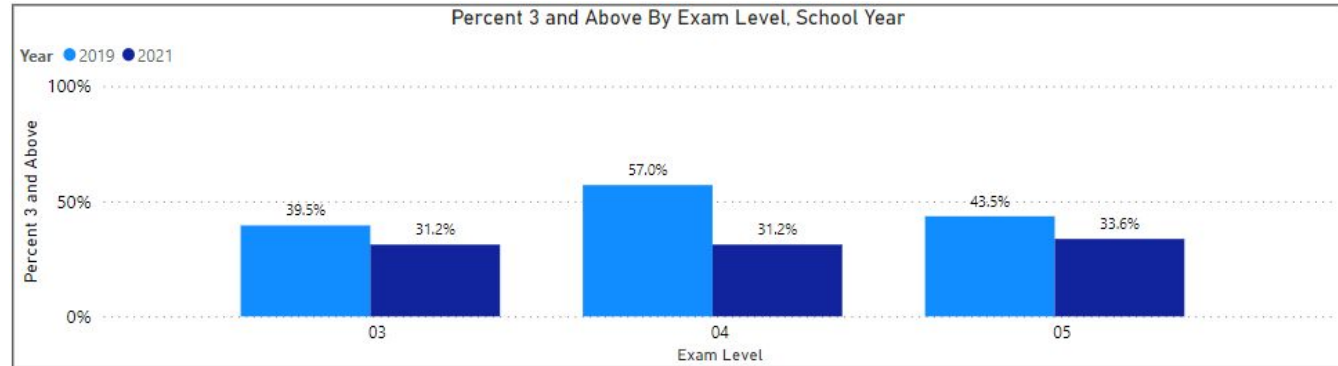
Highland Elementary



Math FSA Results by Grade Level FY19 v. FY21



South Grade Elementary

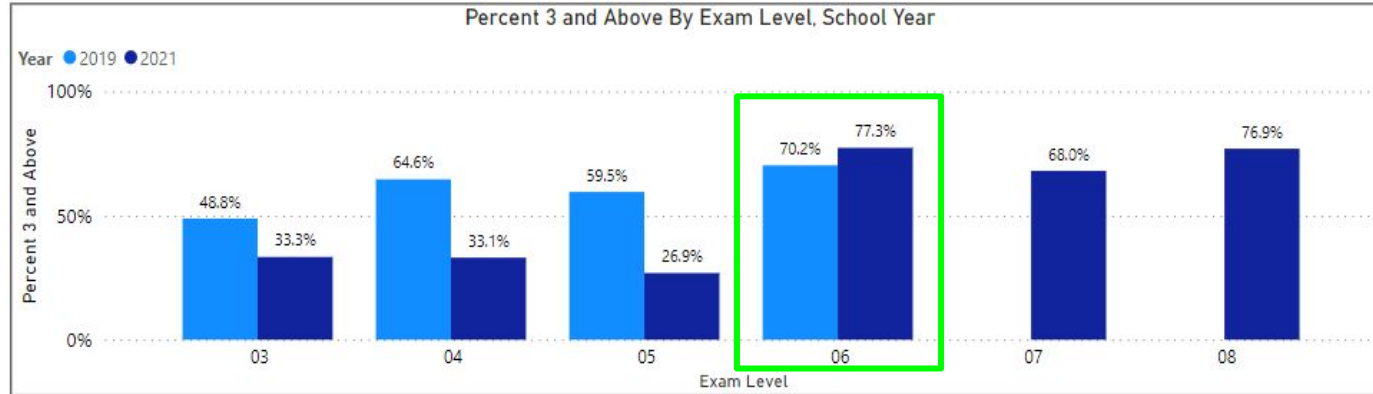


Math FSA Results by Grade Level FY19 v. FY21

MORE OF
EVERYTHING YOU
WANT FOR
YOUR CHILD



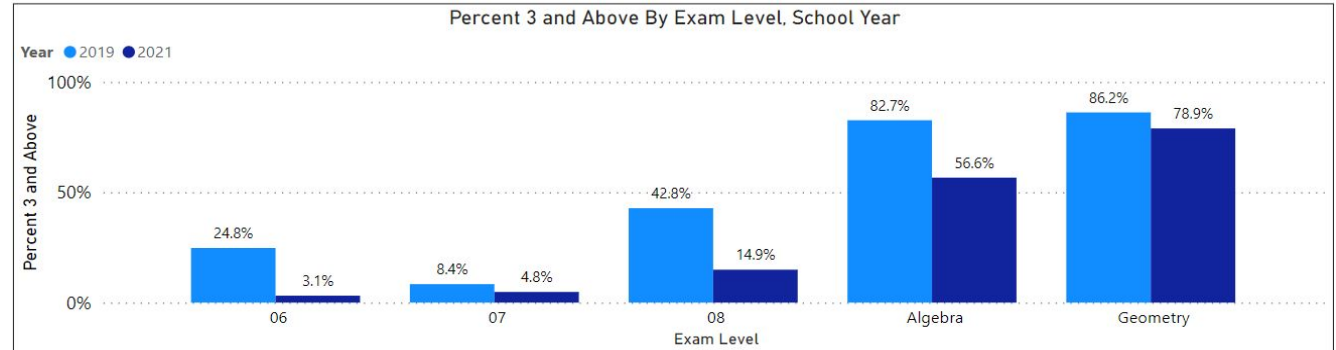
North Grade K - 8



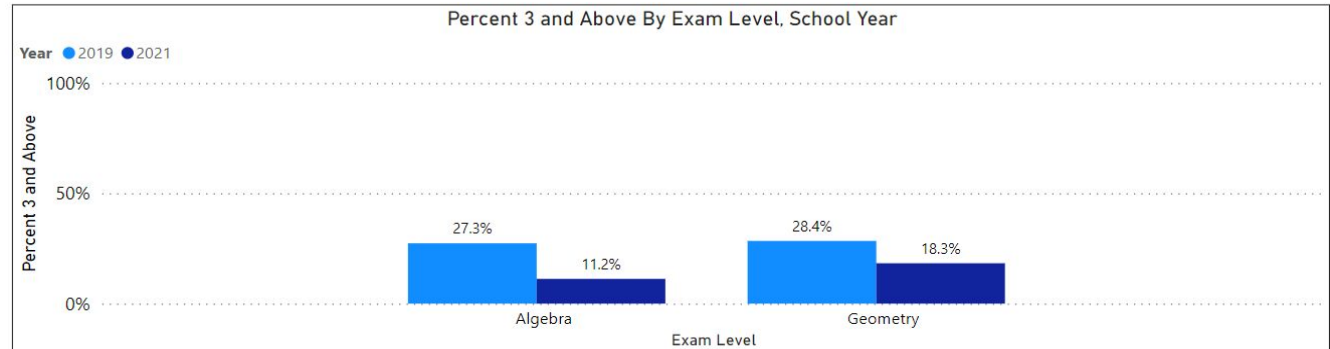


Math FSA and End of Course Exam (EOC) Results by Grade Level FY19 v. FY21

Lake Worth Middle



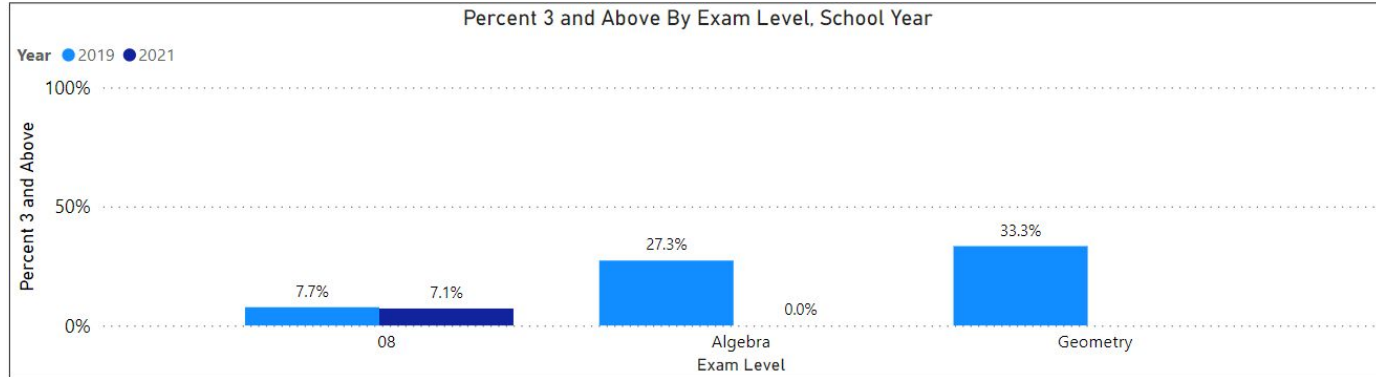
Lake Worth High



Math FSA Results by Grade Level FY19 v. FY21

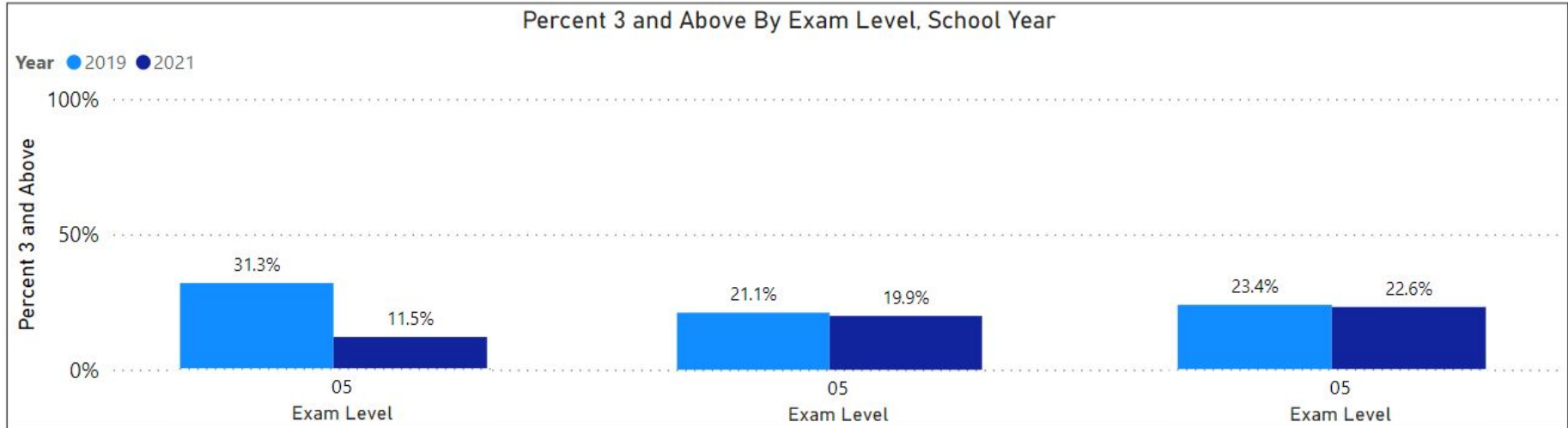


South Intensive
Transition





Science FSA & End of Course Exam (EOC) Results by Grade Level FY19 v. FY21



**Barton
Elementary**

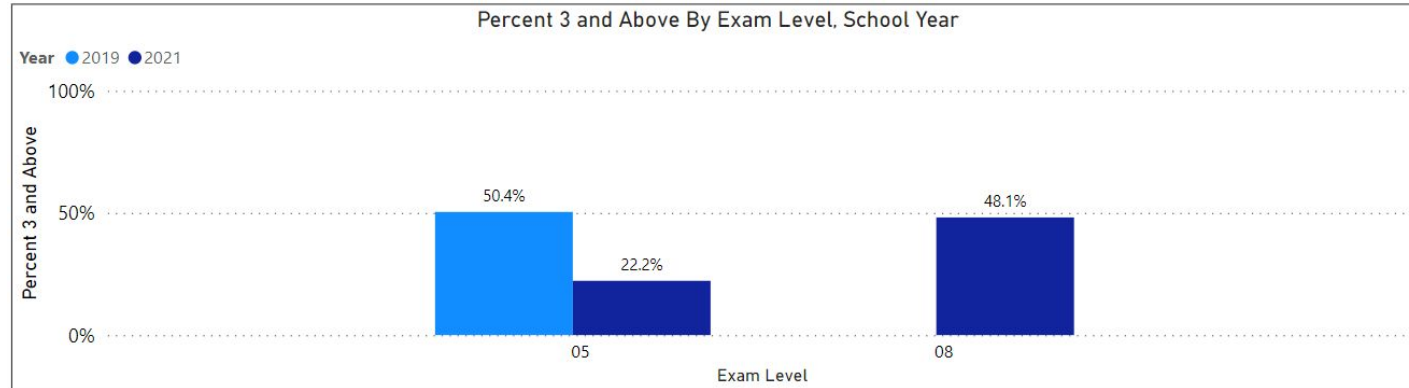
**Highland
Elementary**

**South Grade
Elementary**



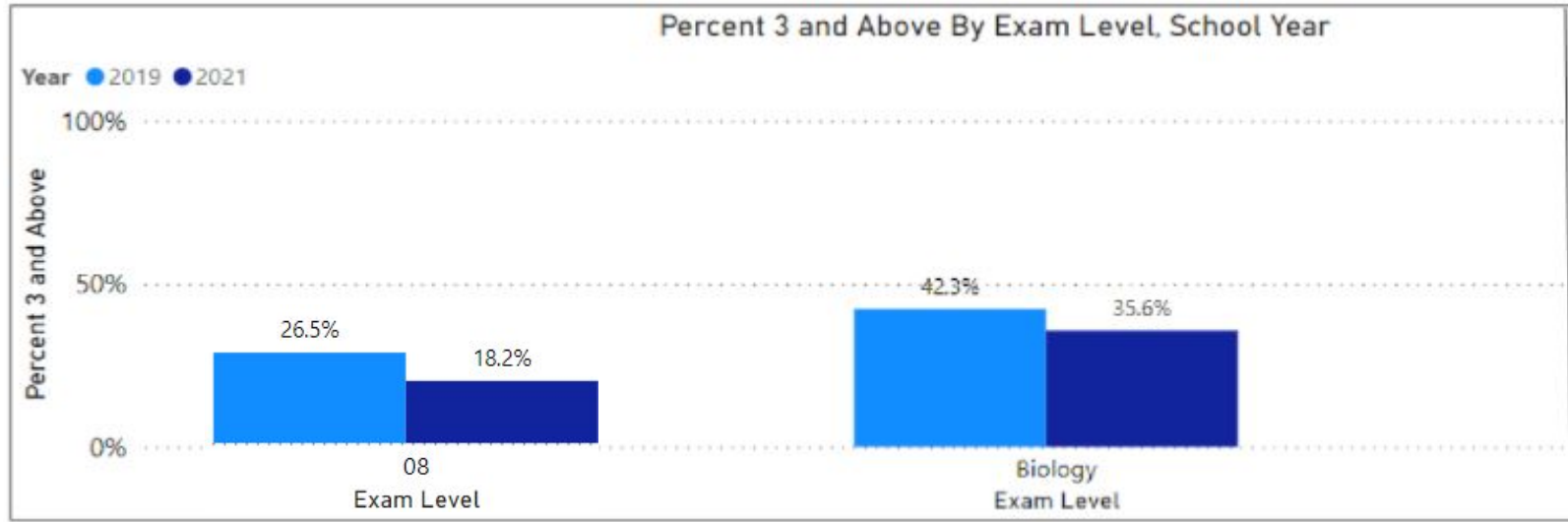
Science FSA & End of Course Exam (EOC) Results by Grade Level FY19 v. FY21

North Grade K - 8





Science FSA & End of Course Exam (EOC) Results by Grade Level FY19 v. FY21

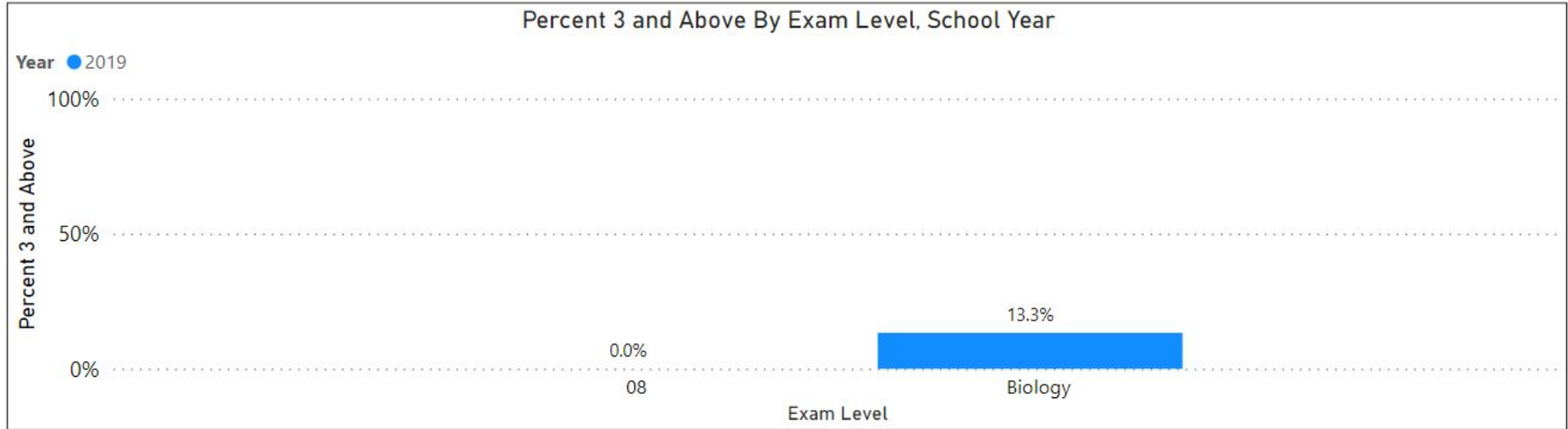


Lake Worth Middle

Lake Worth High



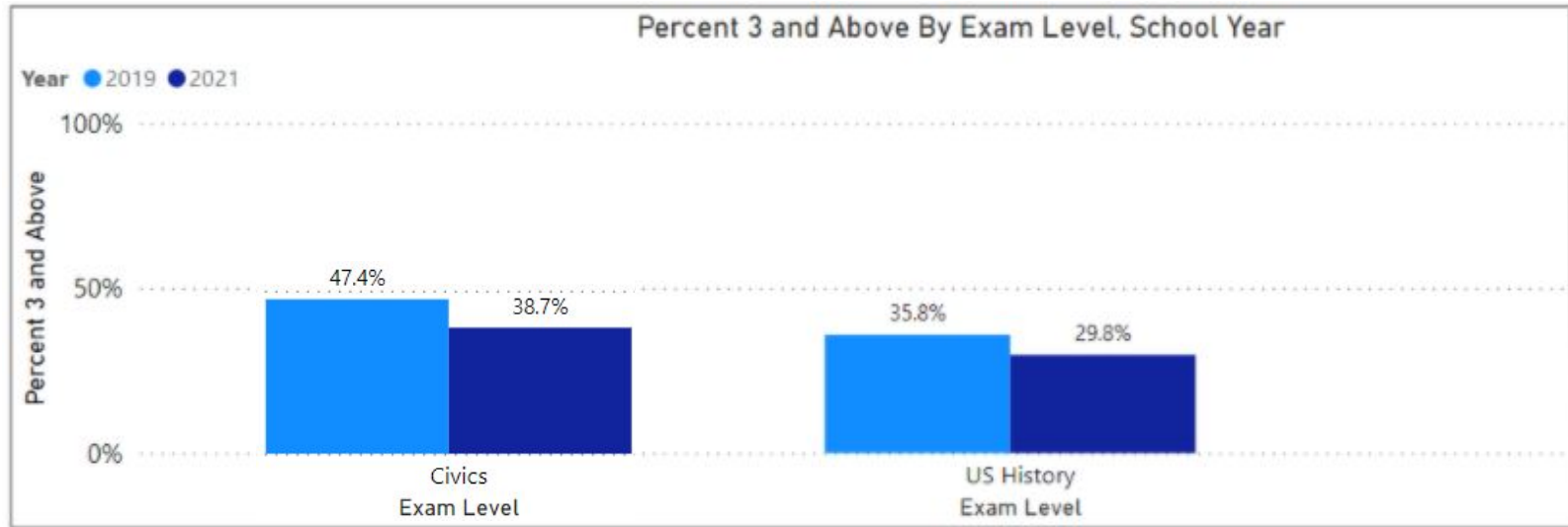
Science FSA & End of Course Exam (EOC) Results by Grade Level FY19 v. FY21



South Intensive Transition



Social Studies End of Course Exam (EOC) Results by Grade Level FY19 v. FY21



Lake Worth Middle

Lake Worth High

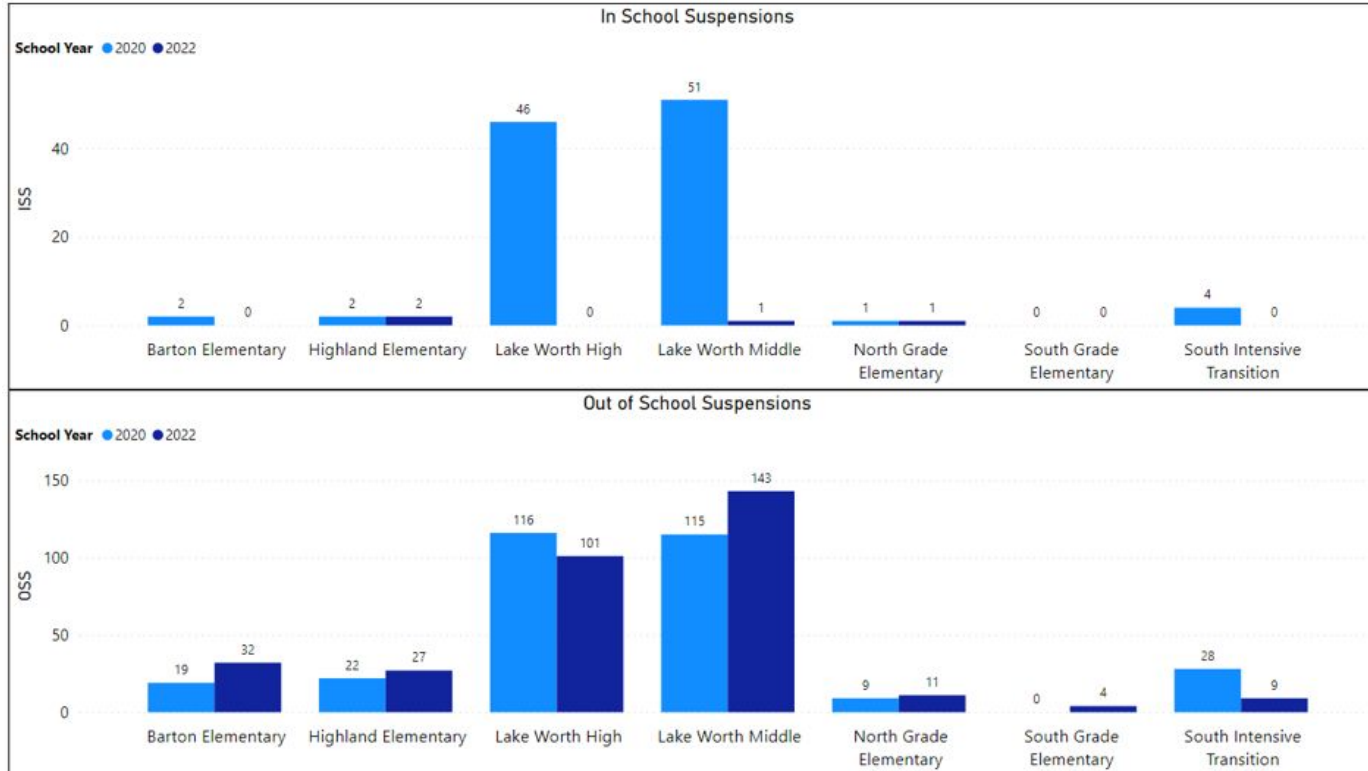
ISS decreased across nearly all schools and OSS decrease in about half of the schools.

MORE OF
EVERYTHING YOU
WANT FOR
YOUR CHILD



PALM BEACH COUNTY SCHOOLS
Your **BEST** Choice!

Internal and Out of School Suspensions Semester 1, FY2020 vs FY2022



Count of students suspended in school (ISS) or out of school (OSS) one or more times.



Lake Worth High School Graduates, Non-Graduates & Dropouts

	# Graduates	# Non-Graduates	# Dropouts
	Earned a Diploma	Didn't Finish	Left Early
2021	480 (95.4%)	8 (1.6%)	15 (3%)
2020	493 (91.1%)	33 (6.1%)	15 (2.8%)
2019	468 (78.8%)	103 (17.3%)	23 (3.9%)



Mental Health Impacts

District Total (SIS 11.8)

- Both school-based and community-based
- Total Students Referred - 3202
- Total Students Receiving Services - 2243

Co-located Mental Health Professional Totals (SIS 11.8)

- School-based, Contracted
- Total Students Referred - 1589
- Total Students Receiving Services - 1329



Mental Health Impacts

The Department of Behavioral and Mental Health in the School District of Palm Beach County continues to ground our work in support of students and families through 3 key beliefs:

- Mental health is our ability to live fully, engage with others, and respond to challenges.
- It's OK to be OK. It's OK to not be OK. It's OK to ask for help.
- Schools have highly trained and skilled professionals in place to support student mental health.



Mental Health Impacts

Highly Trained and Skilled Professionals

- Each of 170 district schools employs a **School Behavioral Health Professional** (SBHP). As members of the school mental health team, SBHPs plan and conduct behavioral and mental health interventions that facilitate personal, social, emotional and academic growth of students.
- Approximately 130 certified and/or licensed **school psychologists** who support all 170 district schools as well as Charter schools. School psychologists provide a broad range of comprehensive and integrated services and apply expertise in mental health, learning, and behavior, to help children and youth succeed academically, socially, behaviorally, and emotionally. They also continue to provide mental health crisis support for students, families, and school communities following crisis events involving loss, grief, and psychological trauma.
- Certified **School Counselors** and ESOL/Bilingual School Counselors are on every campus.
- Student access to school-based mental health support is expanded through the **Co-located Mental Health Professional** initiative. Contracted Mental health professionals are agency employed and in place at 100 sites to provide individual counseling to students, with parental consent, at no cost to families. Co-located mental health services do not require a diagnosis and are provided on campus during the regular school day.



- The Crisis Assessment, Prevention, Education and Support (CAPE) Team continues to support students, families and schools when behavioral and or mental health challenges are persistent over time or acute with high intensity, and additional assistance is needed. CAPE Team consists of credentialed and skilled staff that are both flexible and proactive in supporting students who are experiencing complex mental health or behavioral challenges. The CAPE team utilizes diverse skill sets including trauma-informed care, behavior management, and care coordination. We support in the areas of Education (pre-crisis), Crisis, and Post Crisis to meet the needs of schools.

It's OK to Ask for Help

- When someone has a concern about a student or their child (Feeling sad or withdrawn; Out of control, risk taking behaviors; Sudden overwhelming fear; Seeing, hearing or believing things that are not real; Drastic changes in mood, behavior, personality or sleeping habits; Impacts in school, at home, in daily activities), they can ask for help.
- School-based mental health professionals (school counselor, school behavioral health professional) will work with the family and student to understand the concern and connect them to the most appropriate resource (school-based or community-based)

Professional Development/Training for Teachers and Staff

- Professional development increases mental health awareness and reduces stigma associated with mental health challenges. Several live and recorded sessions are offered to school staff on topics like Suicide Prevention, Youth Mental Health First Aid, Mental Health 101: A Guide to Student Re-Entry and Support (Safety) Planning, Mindfulness as a Coping Strategy in Times of Stress; Cultural Humility and Racial Equity Through a Trauma Lens, Mental Health 101 for Teachers, Back to School PBC: Strategies for a Successful Start, Promoting Emotional Regulation in Children, Building a Bridge from Adversity to Resilience, The Power of Positive Emotions: Understanding Positive Psychology, Signs, Symptoms, and Support.

MORE OF
EVERYTHING YOU
WANT FOR
YOUR CHILD



PALM BEACH COUNTY SCHOOLS
Your **BEST** Choice!

Student Wifi Updates



Digital Inclusion/Student Wifi Update

- Fiber is approximately 75% complete
- All radios south of 10th Avenue are installed (phase 1)
- County will contact Lake Worth Beach soon for further updates
- Thank you to Palm Beach County for the dedication of Federal funding (\$16 million) and staff time
- Thank you to The Education Foundation for their fundraising efforts to raise approximately \$1 million for Wifi Extenders to date




SDPBC Access for All

A Digital Inclusion Project

www.palmbeachschools.org/studentwifi



PALM BEACH COUNTY
*Discover the Palm Beaches...
the Best of Everything*



**EDUCATION
FOUNDATION**
OF PALM BEACH COUNTY



2022 School Board Florida Legislative Priorities

- **Local Control**
- **Students: Graduation Requirements / Mental Health Services**
- **Distance Learning**
- **VPK - Full Day**
- **Finance**
- **Teacher 2021 VAM - Hold Harmless**
- **Legislation Impacting School Board Members**
- **Other: Appropriations for Projects**

FLDOE Current Concordant Score Requirements

Table 3: Grade 10 ELA Concordant Scores

Grade 10 FSA ELA or Grade 10 FCAT 2.0 Reading	
Available for <i>all</i> students who entered grade 9 in 2010–11 and beyond:	
SAT Evidence-Based Reading and Writing (EBRW) ¹	480
ACT English and Reading subtests ²	18
Available <i>only</i> for students who entered grade 9 prior to 2018–19:	
SAT EBRW ¹	430
SAT Reading Subtest ³	24
ACT Reading	19

Table 4: Algebra 1 EOC Comparative Scores

Algebra 1 EOC (FSA or NGSSS)	
Available for <i>all</i> students who entered grade 9 in 2010–11 and beyond:	
PSAT/NMSQT Math ¹	430
SAT Math ²	420
ACT Math	16
FSA Geometry EOC ³	499
Available <i>only</i> for students who entered grade 9 prior to 2018–19:	
PERT Mathematics	97

*FY22 Concordant scores outlined in Red

Estimated Impact of Proposed Concordant Scores on FY20 Graduation Rate

Group	FY20 Graduation Rate %	FY20 Impact Data Proposed Concordant Scores	Diff
District Overall	90	74	-16
District Operated	94	78	-16
Black Female	97	72	-25
Black Male	93	65	-28
Hispanic Female	96	75	-21
Hispanic Male	89	69	-20
White Female	98	92	-6
White Male	95	86	-9
SWD	92	75	-17
ELL	85	56	-29
FRL	93	70	-22



Top-performing urban school district in Florida

Concordant Score Update

- Pending state board approval on Feb 9, the increase in concordant scores will be delayed until the FY23 graduation cohort.
- PERT may be administered to Grade 12 following approval.
- District will be providing an April ACT-NCR for grades 11 & 12 (pending board approval)





2022 School Board Federal Legislative Priorities

The School District of Palm Beach County SUPPORTS:

- All efforts to pass the Infrastructure Bill, aka, the American Jobs Act.
- All efforts to pass the Budget Reconciliation bill which contains funding for rebuilding school facilities.
- An increase in the federal IDEA program to its originally-proposed 40% of the costs needed to meet Special Education costs.
- All efforts to support a federal universal school lunch for all students.
- All efforts to re-direct emergency funding reimbursements directly to school districts. - All efforts to re-institute the J-1 Visa program as it relates to bringing in ELL teachers.

MORE OF
EVERYTHING YOU
WANT FOR
YOUR CHILD



PALM BEACH COUNTY SCHOOLS
Your **BEST** Choice!

THANK YOU

