

PCA Monthly Revenues Minus Expences Detail

Month	PCA Revenues	Actual Invoices				Total PCA Expenditures	Difference
		OUC	Stanton Energy	FPL Transmission	Power Plant Fuel		
PCA balance after creation of Rate Stabilization Fund / Storm Fund & Retroactive payment for Solar I cancellation payment from March '23 ----->>>>>							\$732,451
Oct-23	\$1,508,742	\$960,029	\$82,049	\$245,514	\$0	\$1,287,593	\$221,149
Nov-23	\$1,374,662	\$671,450	\$111,685	\$215,275	\$0	\$998,410	\$376,253
Dec-23	\$1,211,190	\$548,688	\$107,600	\$206,150	\$0	\$862,438	\$348,752
Jan-24	\$1,026,739	\$783,756	\$83,459	\$218,139	\$0	\$1,085,353	-\$58,614
Feb-24	\$978,222	\$297,967	\$93,115	\$266,411	\$0	\$657,493	\$320,729
Mar-24	\$889,150	\$751,530	\$73,502	\$325,202	\$0	\$1,150,234	-\$261,084
Apr-24	\$884,308	\$765,688	\$46,955	\$304,676	\$0	\$1,117,319	-\$233,011
May-24	\$1,038,614	\$1,420,879	\$0	\$350,589	\$10,794	\$1,782,262	-\$743,648
Jun-24	\$1,308,065	\$1,437,706	\$91,192	\$375,732	\$6,087	\$1,910,717	-\$602,652
Jul-24	\$1,308,972	\$1,246,634	\$194,361	\$375,000	\$3,466	\$1,819,461	-\$510,488
TOTALS	\$13,128,322	\$9,990,087	\$1,077,630	\$3,175,987	\$20,347	\$10,533,873	-\$1,403,278

PCA Monthly Working Balance Exclusive of RSF Balance

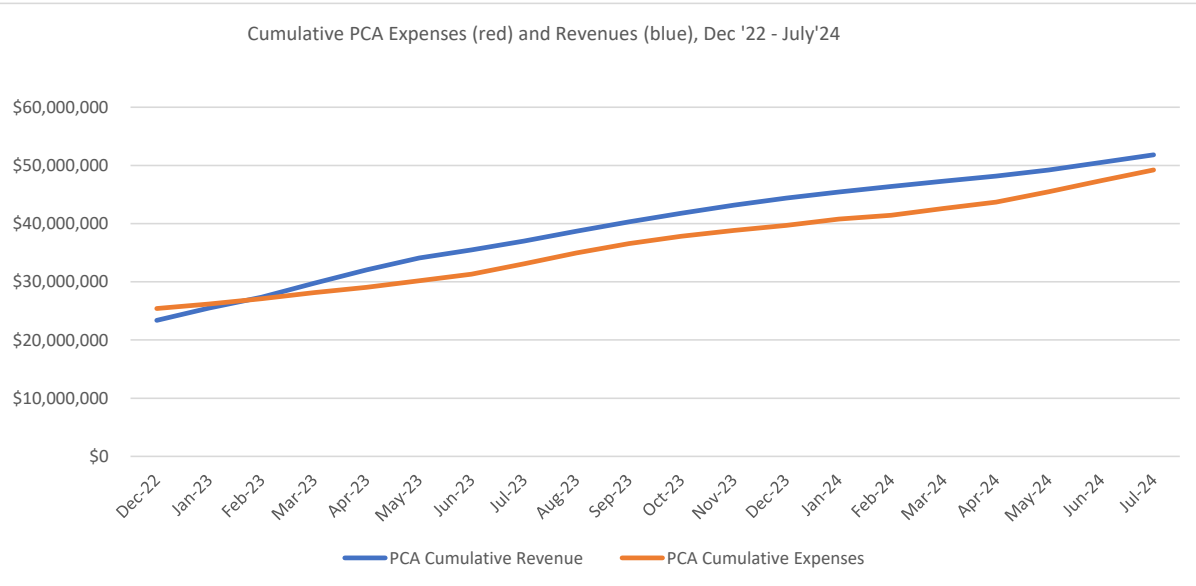
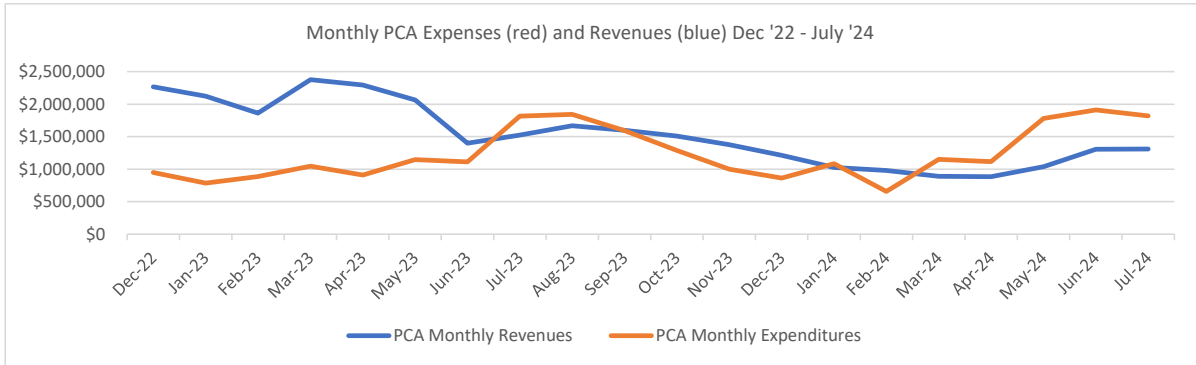
OUC May 2024 invoice includes a generation revenue credit of \$17,255.24 (GT1 5/27)
 OUC June 2024 invoice includes a generation revenue credit of \$8,661.04 (GT1 6/28)
 OUC July 2024 Invoice includes a generation revenue credit of \$12,888.65 (GT1 dispatch 7/15)

FPL Transmission Expense for July '24 is ESTIMATED. Invoice has not been received as of 8/15/24

PCA Table & Graphs

Month	PCA Monthly Revenues	PCA Monthly Expenditures	Difference
Dec-22	\$2,267,120	\$948,626	\$1,318,494
Jan-23	\$2,123,484	\$786,317	\$1,337,167
Feb-23	\$1,864,011	\$886,202	\$977,809
Mar-23	\$2,376,106	\$1,047,496	\$1,328,610
Apr-23	\$2,295,461	\$908,816	\$1,386,645
May-23	\$2,064,788	\$1,146,676	\$918,112
Jun-23	\$1,398,725	\$1,109,974	\$288,751
Jul-23	\$1,522,057	\$1,817,096	(\$295,039)
Aug-23	\$1,667,765	\$1,843,451	(\$175,686)
Sep-23	\$1,599,657	\$1,592,772	\$6,885
Oct-23	\$1,508,742	\$1,287,593	\$221,149
Nov-23	\$1,374,662	\$998,410	\$376,252
Dec-23	\$1,211,190	\$862,438	\$348,752
Jan-24	\$1,026,739	\$1,085,353	(\$58,614)
Feb-24	\$978,222	\$657,493	\$320,729
Mar-24	\$889,150	\$1,150,234	(\$261,084)
Apr-24	\$884,308	\$1,117,319	(\$233,011)
May-24	\$1,038,614	\$1,782,262	(\$743,648)
Jun-24	\$1,308,065	\$1,910,717	(\$602,652)
Jul-24	\$1,308,972	\$1,819,461	(\$510,489)
TOTALS	\$51,818,249	\$49,221,530	\$2,596,719

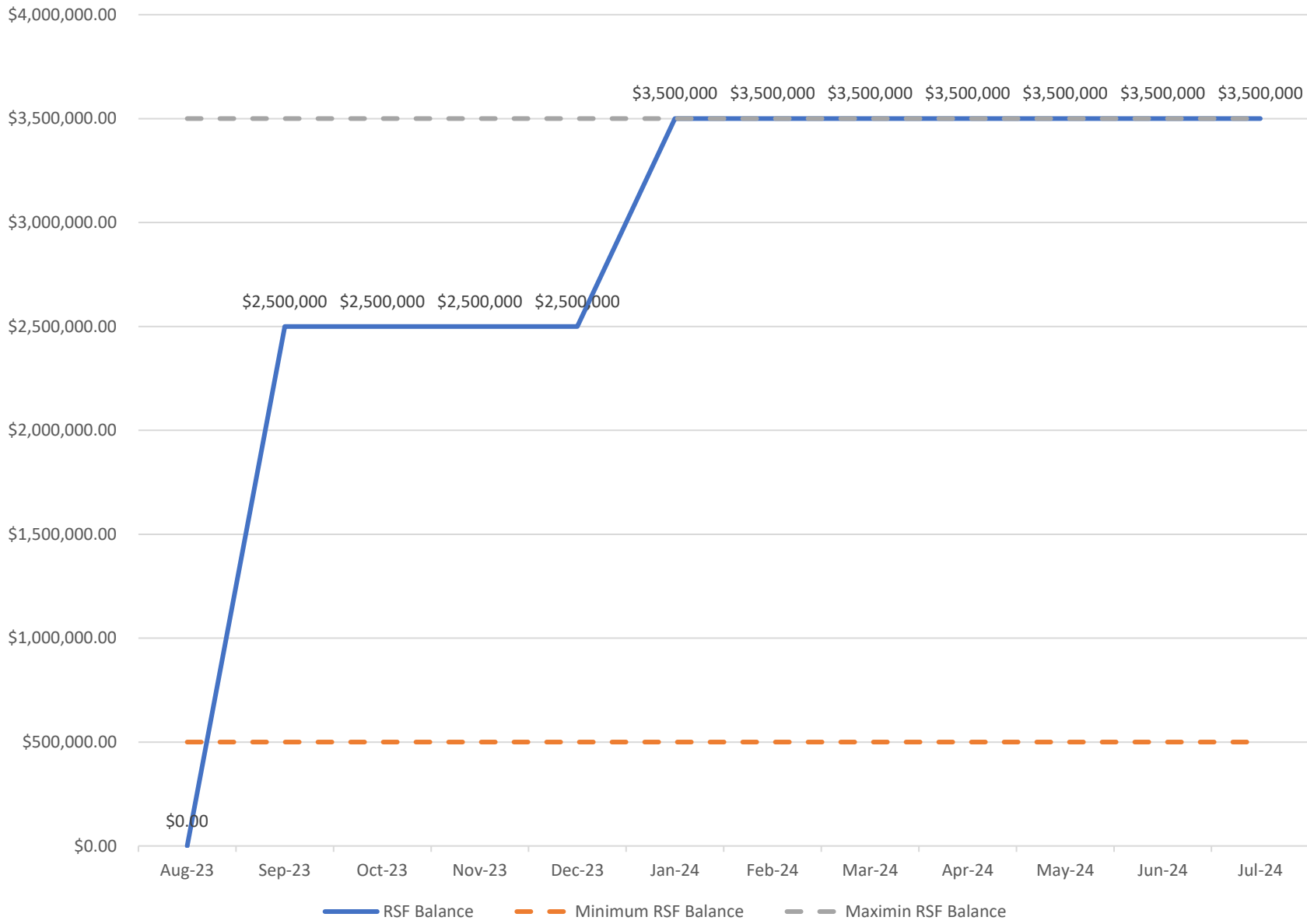
PCA Cumulative Revenue	PCA Cumulative Expenses
\$23,377,531	\$25,411,450
\$25,501,015	\$26,197,767
\$27,365,026	\$27,083,969
\$29,741,132	\$28,131,465
\$32,036,593	\$29,040,281
\$34,101,381	\$30,186,957
\$35,500,106	\$31,296,931
\$37,022,163	\$33,114,027
\$38,689,928	\$34,957,478
\$40,289,585	\$36,550,250
\$41,798,327	\$37,837,843
\$43,172,989	\$38,836,253
\$44,384,179	\$39,698,691
\$45,410,918	\$40,784,044
\$46,389,140	\$41,441,537
\$47,278,290	\$42,591,771
\$48,162,598	\$43,709,090
\$49,201,212	\$45,491,352
\$50,509,277	\$47,402,069
\$51,818,249	\$49,221,530



PCA Review Oct 22 - July 24

	PCA \$/MWhr			Sales (MWhr)		PCA Expense (\$)		PCA Revenue (\$)		Monthly Balance (\$)
	PCA Projection (\$/MWhr)	PCA Charge to Customers (\$/MWhr)	Actual PCA Expense Incurred (\$/MWh)	Projected MWh Sales	Energy Sales Receipts	Projected PCA Expense	Actual PCA Expense	Projected PCA revenues	Actual PCA Revenues	PCA Revenue minus Expense
Oct 22 PCA \$/MWh	\$38.96	\$60.92	\$38.47	45,573	43,063	\$1,775,541	\$1,656,627	\$2,776,289.07	\$2,754,939	\$1,098,312
Nov 22 PCA \$/MWh	\$33.06	\$60.92	\$36.32	33,529	36,153	\$1,108,437	\$1,313,150	\$2,042,566.60	\$2,305,698	\$992,548
Dec 22 PCA \$/MWh	\$29.97	\$60.92	\$26.69	35,793	35,541	\$1,072,766	\$948,626	\$2,180,502.81	\$2,267,120	\$1,318,494
Jan 23 PCA\$/MWh	\$30.44	\$60.92	\$23.56	32,861	33,374	\$1,000,344	\$786,317	\$2,001,892.12	\$2,123,484	\$1,337,167
Feb 23 PCA \$/MWh	\$33.08	\$60.92	\$30.23	28,320	29,313	\$936,685	\$886,202	\$1,725,254.40	\$1,864,011	\$977,809
Mar 23 PCA \$/MWh	\$41.55	\$60.92	\$28.79	30,894	36,387	\$1,283,666	\$1,047,496	\$1,882,062.48	\$2,376,106	\$1,328,610
April 23 PCA \$/MWh	\$25.92	\$60.92	\$27.66	36,886	32,851	\$956,104	\$908,816	\$2,247,095.12	\$2,295,461	\$1,386,645
May 23 PCA \$/MWh	\$35.58	\$53.63	\$31.05	34,740	36,934	\$1,235,877	\$1,146,676	\$1,863,106.20	\$2,064,788	\$918,112
June 23 PCA \$/MWh	\$33.03	\$31.33	\$27.08	41,479	40,984	\$1,370,203	\$1,109,974	\$1,299,537.07	\$1,398,726	\$288,752
July 23 PCA \$/MWh	\$46.56	\$31.33	\$41.25	45,370	44,049	\$2,112,400	\$1,817,096	\$1,421,442.10	\$1,522,057	-\$295,039
Aug 23 PCA \$/MWh	\$49.96	\$31.33	\$39.41	48,178	46,774	\$2,406,901	\$1,843,451	\$1,509,416.74	\$1,667,765	-\$175,686
Sept 23 PCA \$/MWh	\$48.22	\$31.33	\$34.28	47,862	46,468	\$2,307,918	\$1,592,772	\$1,499,516.46	\$1,599,657	\$6,885
Oct 23 PCA \$/MWh	\$29.14	\$31.33	\$29.23	43,925	44,043	\$1,279,900	\$1,287,593	\$1,376,170.25	\$1,508,742	\$221,149
Nov 23 PCA \$/MWh	\$30.87	\$31.33	\$24.56	36,877	40,654	\$1,138,302	\$998,410	\$1,155,356.41	\$1,374,662	\$376,252
Dec 23 PCA \$/MWh	\$22.29	\$31.33	\$23.59	36,252	36,553	\$807,882	\$862,438	\$1,135,775.16	\$1,211,190	\$348,752
Jan 24 PCA \$/MWh	\$23.62	\$31.33	\$34.08	35,042	31,849	\$827,836	\$1,085,353	\$1,097,865.86	\$1,026,739	-\$58,614
Feb 24 PCA \$/MWh	\$31.56	\$31.33	\$21.68	30,778	30,334	\$971,236	\$657,493	\$964,274.74	\$978,222	\$320,729
Mar 24 PCA \$/MWh	\$28.32	\$24.38	\$33.77	38,206	34,058	\$1,082,070	\$1,150,234	\$931,462.28	\$889,150	-\$261,084
Apr 24 PCA \$/MWh	\$30.91	\$24.38	\$32.89	33,180	33,967	\$1,025,675	\$1,117,319	\$808,928	\$884,308	-\$233,011
May 24 PCA \$/MWh	\$35.20	\$24.38	\$45.80	37,303	38,912	\$1,313,069	\$1,782,262	\$909,447	\$1,038,614	-\$743,648
June 24 PCA \$/MWh	\$37.70	\$24.38	\$40.50	41,393	47,180	\$1,560,632	\$1,910,717	\$1,009,161	\$1,308,065	-\$602,652
July 24 PCA \$/MWh	\$39.31	\$24.38	\$38.29	46,251	47,523	\$1,818,292	\$1,819,461	\$1,127,599	\$1,308,972	-\$510,489

Rate Stabilization Fund Balance as of July ' 24 - \$3,500,000



Total PCA Funds Balance as of May 31 2024 \$2,096,720 (\$3.5 M in RSF + **-\$1,403,270M** PCA Balance)

