

CITY OF LAKE WORTH BEACH

CITY HALL ANNEX

414 LAKE AVE, LAKE WORTH BEACH, FL 33460
BUILDING ASSESSMENT DRAWINGS - 10/18/2024

INDEX OF SHEETS

AG-000 COVER SHEET
AA-101 FIRST FLOOR PLAN
AA-102 SECOND FLOOR PLAN
AA-103 FIRST FLOOR REFLECTED CEILING PLAN
AA-104 SECOND FLOOR REFLECTED CEILING PLAN
AA-105 ROOF PLAN
AA-201 EXTERIOR ELEVATIONS
AA-901 PERSPECTIVES
TOTAL SHEETS: 8

PROJECT DIRECTORY

OWNER


CITY OF LAKE WORTH BEACH
PUBLIC WORKS DEPARTMENT

PRIMARY CONTACT

JAMIE BROWN
DIRECTOR PUBLIC WORKS DEPARTMENT
JBrown@LakeWorthBeachFL.gov

PRIME CONSULTANT

WGI, INC.
2035 Vista Pkwy
West Palm Beach, FL 33411
(561) 687-2220



BUILDING LOCATION:
414 LAKE AVE, LAKE
WORTH BEACH, FL 33460

CITY HALL ANNEX EXISTING CONDITIONS

CITY OF LAKE WORTH BEACH
PUBLIC WORKS DEPARTMENT

NOT FOR CONSTRUCTION

PROJECT NUMBER:	Project Number		REVISIONS			
	NO.	DATE	DESCRIPTION	BY		
JOB NO.						
DRAWN BY						
CHECK BY						



3111 W. Dr. Martin Luther King Jr. Blvd., Suite 375, Tampa, FL 33607
Phone No. 813.574.3190 www.wginc.com
Cert No. 6091 - LB No. 7055

414 LAKE AVE, LAKE WORTH BEACH, FL 33460

[illegible]

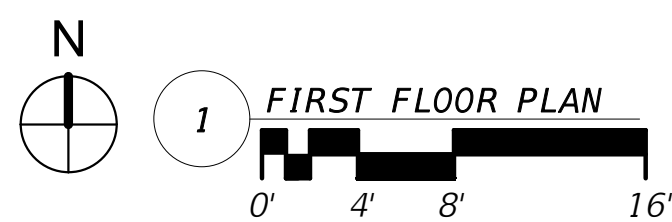
PROJECT NUMBER:	Project Number
JOB NO.	
DRAWN BY	Author
CHECK BY	Checker
ARCHITECT OF RECORD	

ARCHITECT OF RECORD

CITY HALL ANNEX
EXISTING CONDITIONS
FIRST FLOOR PLAN

414 LAKE AVE. LAKE WORTH BEACH, FL 33460

SHEET:
AA-101



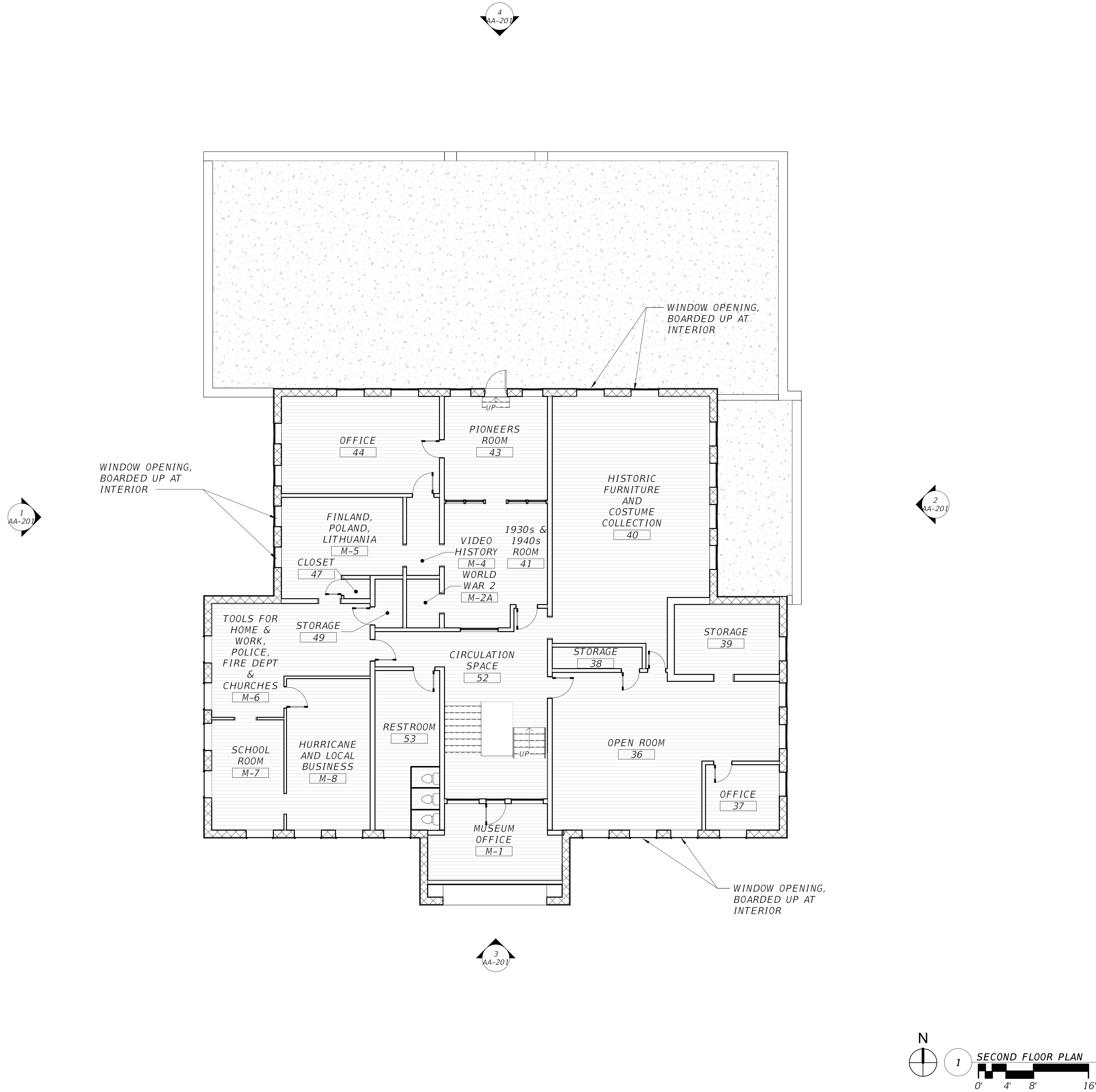
GENERAL NOTES:
1. REFER TO CITY HALL ANNEX BUILDING ASSESSMENT REPORT FOR ADDITIONAL INFORMATION REGARDING EXISTING CONDITIONS.
2. REVIT MODEL WAS DEVELOPED UTILIZING POINT CLOUD DATA MODEL AND FIELD VISIT VERIFICATION. TO THE BEST OF THE ARCHITECT'S OR ENGINEER'S KNOWLEDGE THIS MODEL AND DRAWINGS ARE ACCURATE IN REPRESENTATION OF EXISTING CONDITIONS. ALL DIMENSIONS AND CONDITIONS MUST BE VERIFIED IN FIELD PRIOR TO CONSTRUCTION BY CONTRACTOR.

D

C

B

A



GENERAL NOTES:

1. REFER TO CITY HALL ANNEX BUILDING ASSESSMENT REPORT FOR ADDITIONAL INFORMATION REGARDING EXISTING CONDITIONS.

2. REVIT MODEL WAS DEVELOPED UTILIZING POINT CLOUD DATA MODEL AND FIELD VISIT VERIFICATION. TO THE BEST OF THE ARCHITECT'S OR ENGINEER'S KNOWLEDGE THIS MODEL AND DRAWINGS ARE ACCURATE IN REPRESENTATION OF EXISTING CONDITIONS. ALL DIMENSIONS AND CONDITIONS MUST BE VERIFIED IN FIELD PRIOR TO CONSTRUCTION BY CONTRACTOR.



NOT FOR
CONSTRUCTION

[illegible]

ARCHITECT OF RECORD

CITY HALL ANNEX
EXISTING CONDITIONS
SECOND FLOOR PLAN

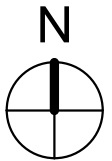
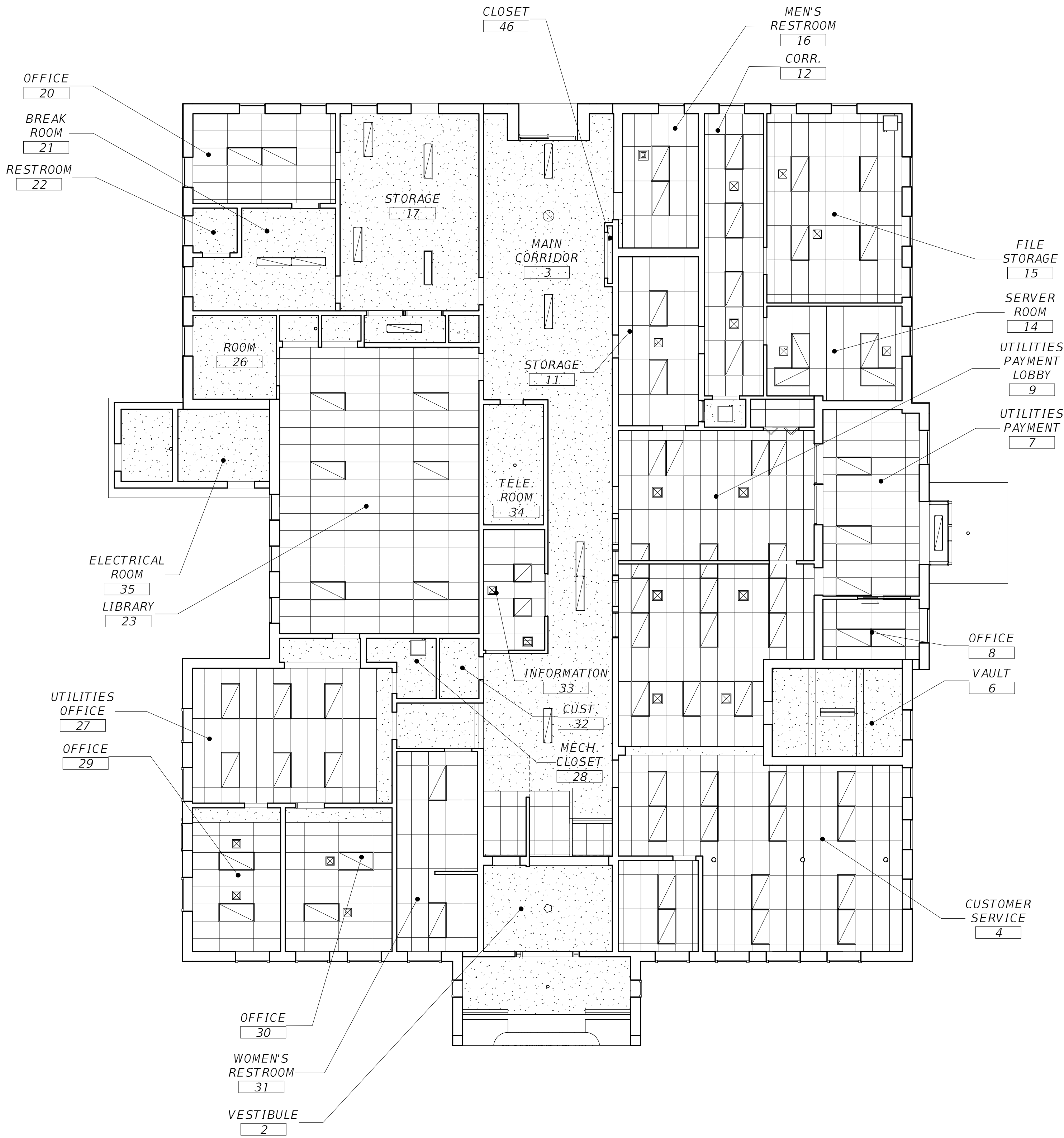
SHEET:
AA-102

D

C

B



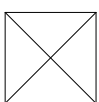
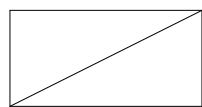
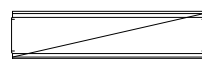
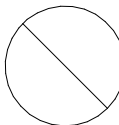








A

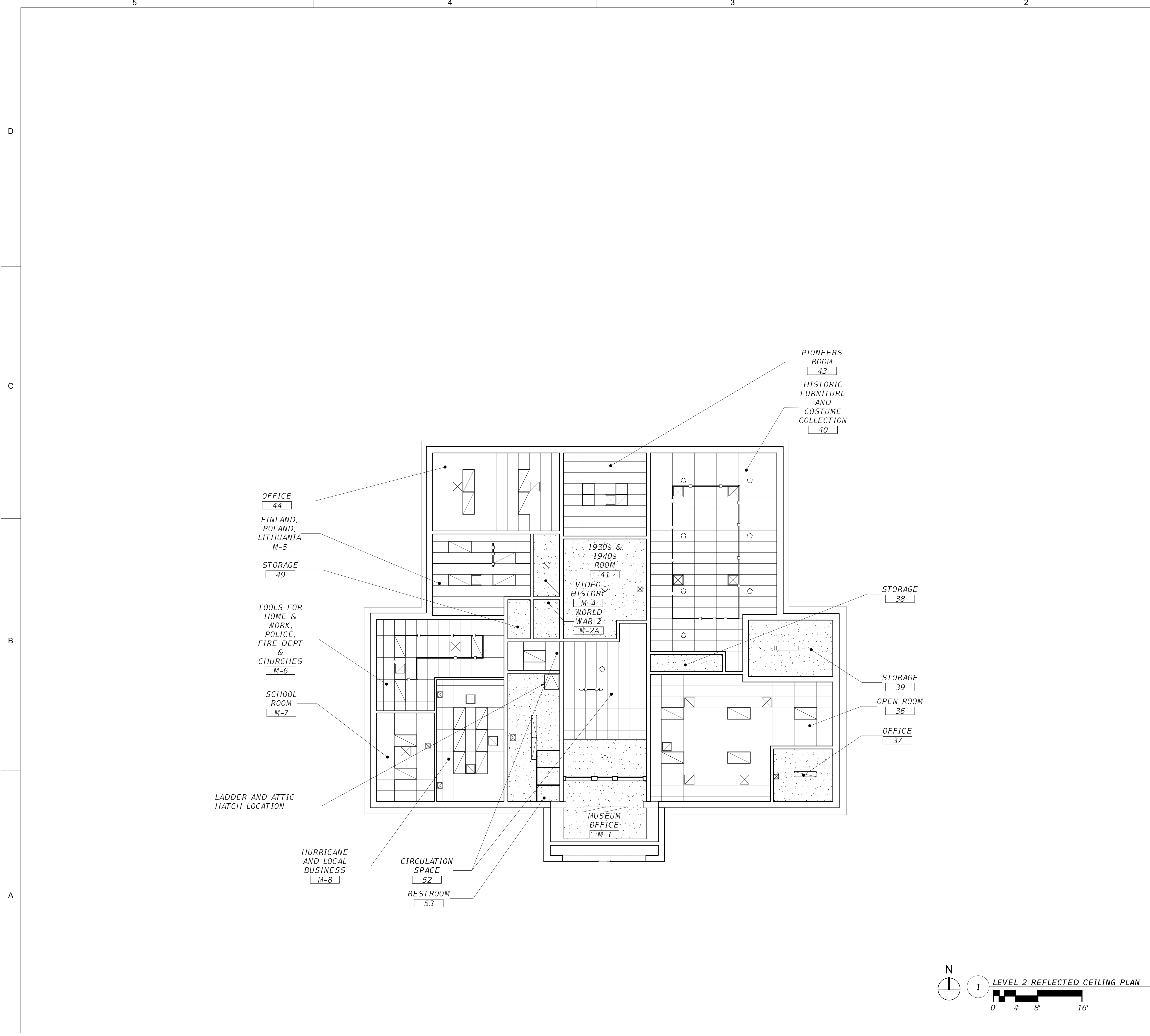





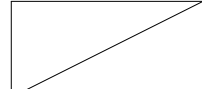

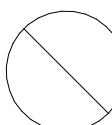







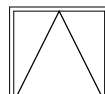
1

FIRST FLOOR REFLECTED CEILING PLAN



REFLECTED CEILING PLAN LEGEND		<div></div> <div>3111 W. Dr. Martin Luther King Jr. Blvd., Suite 375, Tampa, FL 33607 Phone No. 813.574.3160, www.wgl.com Cert No. 6091 - LB No. 7055</div>																															
	RETURN GRILLE																																
	AIR DIFFUSER																																
	RECESSED LIGHT FIXTURE																																
	FLUORESCENT STRIP LIGHT FIXTURE																																
	CEILING MOUNTED LIGHT FIXTURE	NOT FOR CONSTRUCTION																															
	CEILING MOUNTED SINGLE BULB FIXTURE																																
	CEILING MOUNTED PENDANT LIGHT FIXTURE																																
	ACOUSTICAL PANEL TRACK LIGHTING RAIL																																
	TRACK LIGHT SPOT LIGHT FIXTURE																																
	2'x4' SUSPENDED CEILING GRID AND ACOUSTICAL PANEL	<table><tr><th colspan="2">REVISIONS</th><th colspan="2">PROJECT NUMBER</th><th colspan="2">ARCHITECT OF RECORD</th></tr><tr><th>NO.</th><th>DATE</th><th>DESCRIPTION</th><th>BY</th><th>PROJECT NO.</th><th>JOB NO.</th></tr><tr><td> </td><td> </td><td> </td><td> </td><td> </td><td> </td></tr><tr><td> </td><td> </td><td> </td><td> </td><td> </td><td> </td></tr><tr><td> </td><td> </td><td> </td><td> </td><td> </td><td> </td></tr></table>		REVISIONS		PROJECT NUMBER		ARCHITECT OF RECORD		NO.	DATE	DESCRIPTION	BY	PROJECT NO.	JOB NO.																		
REVISIONS				PROJECT NUMBER		ARCHITECT OF RECORD																											
NO.	DATE			DESCRIPTION	BY	PROJECT NO.	JOB NO.																										
	OPEN TO STRUCTURE	<table><tr><th>Project Number</th><th>Author</th><th>Checker</th></tr><tr><td> </td><td> </td><td> </td></tr><tr><td> </td><td> </td><td> </td></tr><tr><td> </td><td> </td><td> </td></tr><tr><td> </td><td> </td><td> </td></tr></table>		Project Number	Author	Checker																											
Project Number	Author			Checker																													
	GYPSUM BOARD CEILING	<table><tr><th>PROJECT NUMBER:</th><th>JOB NO.</th><th>DRAWN BY</th><th>CHECK BY</th></tr><tr><td> </td><td> </td><td> </td><td> </td></tr><tr><td> </td><td> </td><td> </td><td> </td></tr><tr><td> </td><td> </td><td> </td><td> </td></tr><tr><td> </td><td> </td><td> </td><td> </td></tr></table>		PROJECT NUMBER:	JOB NO.	DRAWN BY	CHECK BY																										
PROJECT NUMBER:	JOB NO.			DRAWN BY	CHECK BY																												
	ACCESS HATCH TO ATTIC SPACE	<table><tr><th>ARCHITECT OF RECORD</th></tr><tr><td> </td></tr><tr><td> </td></tr><tr><td> </td></tr><tr><td> </td></tr></table>		ARCHITECT OF RECORD																													
ARCHITECT OF RECORD																																	
<div>GENERAL NOTES:</div> <div>1. REFER TO CITY HALL ANNEX BUILDING ASSESSMENT REPORT FOR ADDITIONAL INFORMATION REGARDING EXISTING CONDITIONS.</div> <div>2. REVIT MODEL WAS DEVELOPED UTILIZING POINT CLOUD DATA MODEL AND FIELD VISIT VERIFICATION. TO THE BEST OF THE ARCHITECT'S OR ENGINEER'S KNOWLEDGE THIS MODEL AND DRAWINGS ARE ACCURATE IN REPRESENTATION OF EXISTING CONDITIONS. ALL DIMENSIONS AND CONDITIONS MUST BE VERIFIED IN FIELD PRIOR TO CONSTRUCTION BY CONTRACTOR.</div>		<div>CITY HALL ANNEX</div> <div>EXISTING CONDITIONS</div> <div>FIRST FLOOR REFLECTED CEILING PLAN</div> <div>414 LAKE AVE., LAKE WORTH BEACH, FL 33460</div>																															
		SHEET: AA-103																															



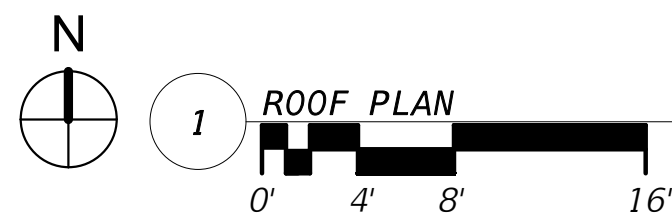
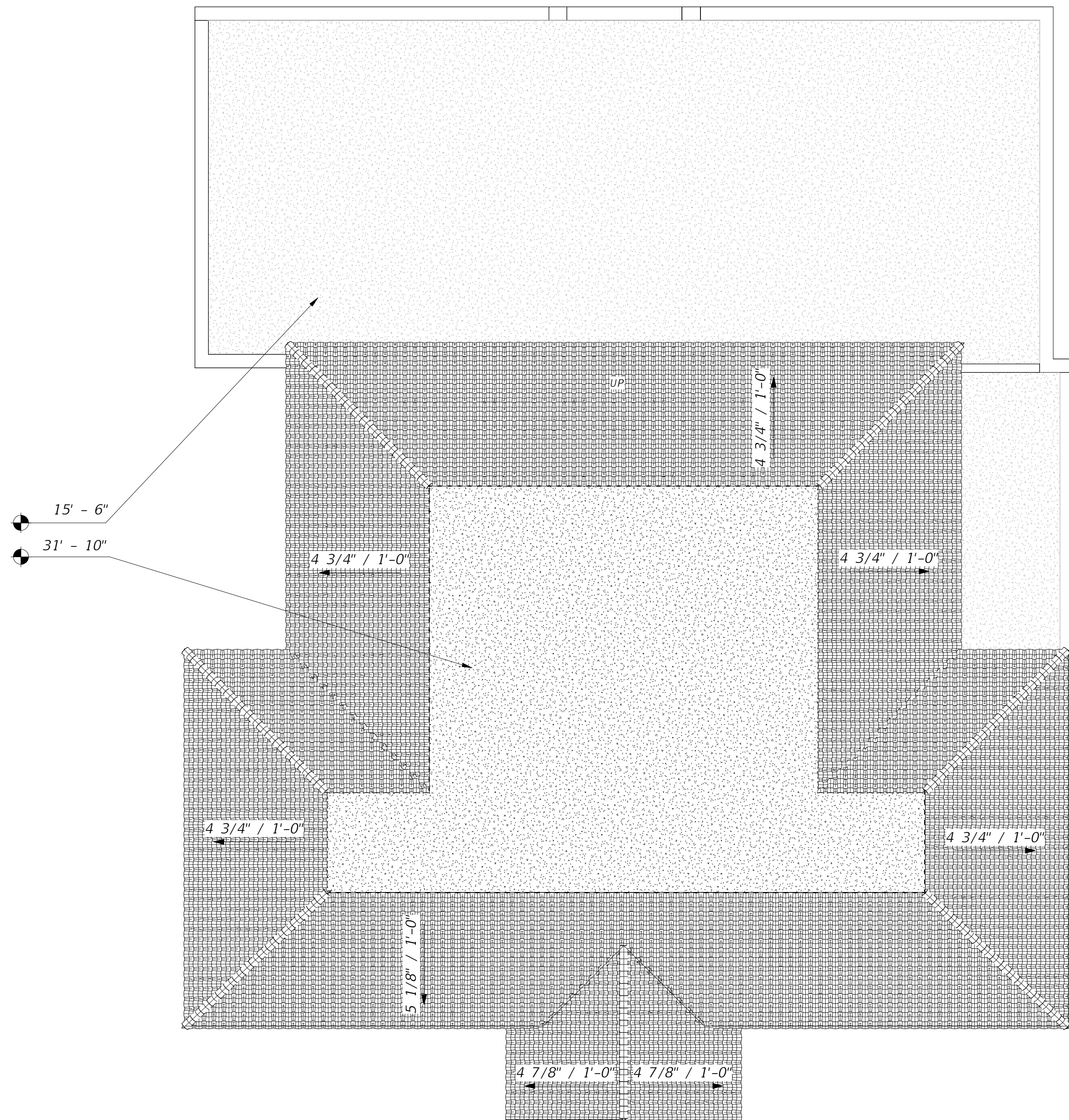
REFLECTED CEILING PLAN LEGEND		<div></div> <div>3111 W. Dr. Martin Luther King Jr. Blvd., Suite 575, Tampa, FL 33607 Phone No. 813.574.3160 www.wgic.com Cert No. 6091 - LB No. 7055</div>	
	RETURN GRILLE		
	AIR DIFFUSER		
	RECESSED LIGHT FIXTURE		
	FLUORESCENT STRIP LIGHT FIXTURE	NOT FOR CONSTRUCTION	
	CEILING MOUNTED LIGHT FIXTURE		
	CEILING MOUNTED SINGLE BULB FIXTURE		
	CEILING MOUNTED PENDANT LIGHT FIXTURE		
	ACOUSTICAL PANEL TRACK LIGHTING RAIL	REVISIONS	
	TRACK LIGHT SPOT LIGHT FIXTURE		
	2'x4' SUSPENDED CEILING GRID AND ACOUSTICAL PANEL		
	OPEN TO STRUCTURE		
	GYPSUM BOARD CEILING	PROJECT NUMBER: _____ JOB NO. _____ DRAWN BY _____ CHECK BY _____	
	ACCESS HATCH TO ATTIC SPACE		
<div>GENERAL NOTES:</div> <div>1. REFER TO CITY HALL ANNEX BUILDING ASSESSMENT REPORT FOR ADDITIONAL INFORMATION REGARDING EXISTING CONDITIONS.</div> <div>2. REVIT MODEL WAS DEVELOPED UTILIZING POINT CLOUD DATA MODEL AND FIELD VISIT VERIFICATION. TO THE BEST OF THE ARCHITECT'S OR ENGINEER'S KNOWLEDGE THIS MODEL AND DRAWINGS ARE ACCURATE IN REPRESENTATION OF EXISTING CONDITIONS. ALL DIMENSIONS AND CONDITIONS MUST BE VERIFIED IN FIELD PRIOR TO CONSTRUCTION BY CONTRACTOR.</div>		ARCHITECT OF RECORD	
		<div>CITY HALL ANNEX</div> <div>EXISTING CONDITIONS</div> <div>SECOND FLOOR REFLECTED CEILING PLAN</div> <div>414 LAKE AVE., LAKE WORTH BEACH, FL 33460</div>	

A

B

C


D



CITY HALL ANNEX
EXISTING CONDITIONS
ROOF PLAN

SHEET:
AA-105

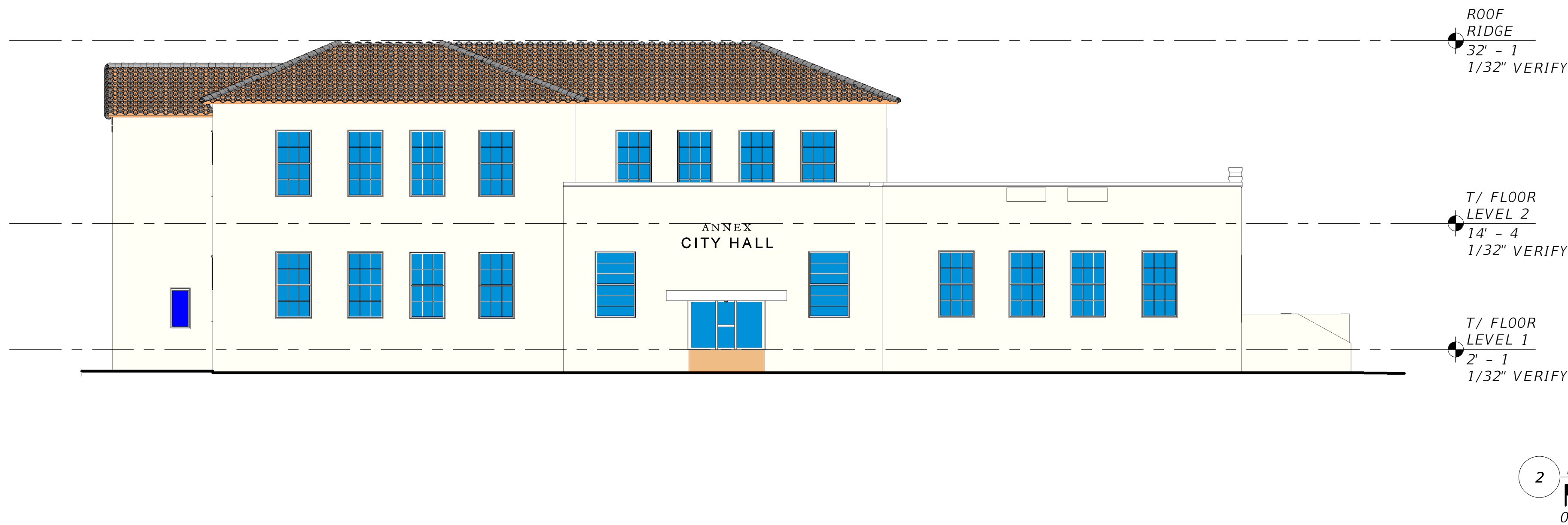
NOT FOR
CONSTRUCTION



D



C




B



A



GENERAL NOTES:
1. REFER TO CITY HALL ANNEX BUILDING ASSESSMENT REPORT FOR ADDITIONAL INFORMATION REGARDING EXISTING CONDITIONS.
2. REVIT MODEL WAS DEVELOPED UTILIZING POINT CLOUD DATA MODEL AND FIELD VISIT VERIFICATION. TO THE BEST OF THE ARCHITECT'S OR ENGINEER'S KNOWLEDGE THIS MODEL AND DRAWINGS ARE ACCURATE IN REPRESENTATION OF EXISTING CONDITIONS. ALL DIMENSIONS AND CONDITIONS MUST BE VERIFIED IN FIELD PRIOR TO CONSTRUCTION BY CONTRACTOR.



3111 W. Lake Mead Lakeshore Blvd., Suite 315, Tampa, FL 33607
Phone No. 813.574.3160
www.wgl.com
Cert No. 6091 - LB No. 7055

NOT FOR CONSTRUCTION

REVISIONS	
NO.	DATE

PROJECT NUMBER	PROJECT NUMBER	PROJECT NUMBER
JOB NO.	AUTHOR	CHECKER

ARCHITECT OF RECORD

CITY HALL ANNEX
EXISTING CONDITIONS
EXTERIOR ELEVATIONS

414 LAKE AVE., LAKE WORTH BEACH, FL 33460


SHEET:
AA-201

D


C

B


A



3 PERSPECTIVE
SCALE = NTS



2 PERSPECTIVE
SCALE = NTS



NOTE:
3-DIMENSIONAL IMAGES ARE FOR ILLUSTRATIVE
PURPOSES ONLY. THEY ARE NOT TO BE USED FOR THE
CONSTRUCTION AND DETAILING OF THE PROJECT.

1 PERSPECTIVE
SCALE = NTS

CITY HALL ANNEX
EXISTING CONDITIONS
PERSPECTIVES

414 LAKE AVE., LAKE WORTH BEACH, FL 33460

SHEET:
AA-901

NOT FOR
CONSTRUCTION

PROJECT NUMBER		PROJECT NUMBER		REVISIONS		BY	
NO.	DATE	DESCRIPTION	DATE	NO.	DATE	DESCRIPTION	DATE
1				1			
2				2			
3				3			
4				4			
5				5			
6				6			
7				7			
8				8			
9				9			
10				10			
11				11			
12				12			
13				13			
14				14			
15				15			
16				16			
17				17			
18				18			
19				19			
20				20			
21				21			
22				22			
23				23			
24				24			
25				25			
26				26			
27				27			
28				28			
29				29			
30				30			
31				31			
32				32			
33				33			
34				34			
35				35			
36				36			
37				37			
38				38			
39				39			
40				40			
41				41			
42				42			
43				43			
44				44			
45				45			
46				46			
47				47			
48				48			
49				49			
50				50			
51				51			
52				52			
53				53			
54				54			
55				55			
56				56			
57				57			
58				58			
59				59			
60				60			
61				61			
62				62			
63				63			
64				64			
65				65			
66				66			
67				67			
68				68			
69				69			
70				70			
71				71			
72				72			
73				73			
74				74			
75				75			
76				76			
77				77			
78				78			
79				79			
80				80			
81				81			
82				82			
83				83			
84				84			
85				85			
86				86			
87				87			
88				88			
89				89			
90				90			
91				91			
92				92			
93				93			
94				94			
95				95			
96				96			
97				97			
98				98			
99				99			
100				100			

PROJECT NUMBER
JOB NO.
DRAWN BY
CHECK BY

PROJECT NUMBER
AUTHOR
CHECKER

ARCHITECT OF RECORD



3111 W. Dr. Martin Luther King Jr. Blvd., Suite 315, Tampa, FL 33607
Phone No. 813.574.3150, www.wgl.com
Cert No. 6091 - LB No. 7055