

**Exhibit A**



# **Health Care District OF PALM BEACH COUNTY**

**WE CARE FOR ALL**

**Revolutionizing  
Mental Health Care**

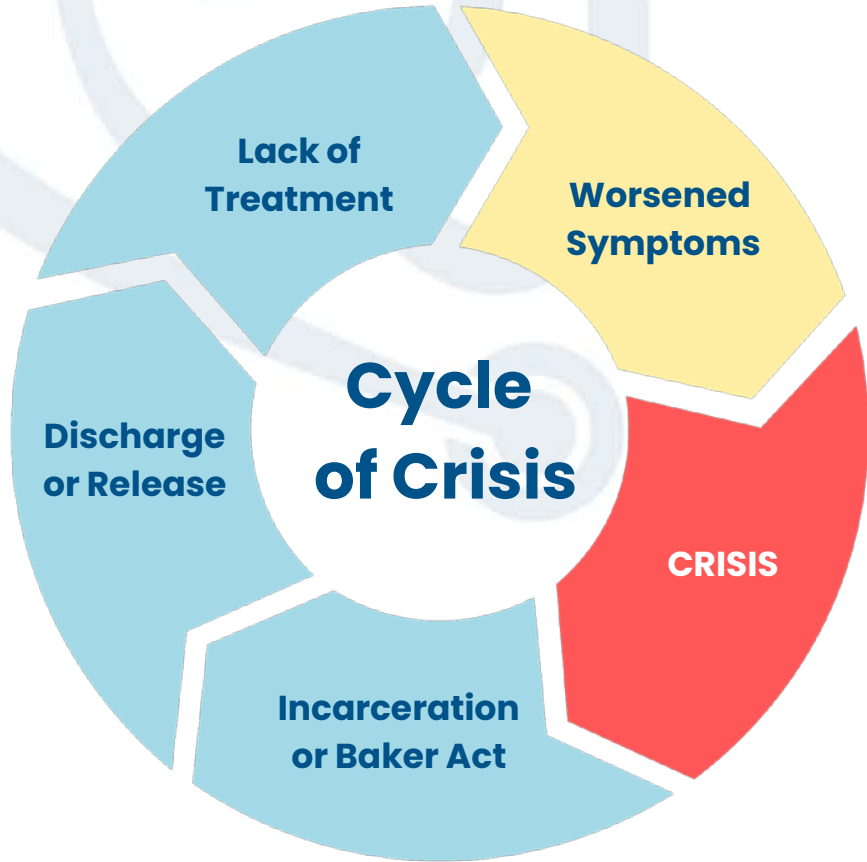
**Dr. Courtney Phillips**

June 8, 2026



# The Problem in Palm Beach County

Together, the District and State have disrupted the revolving door of overdose.  
It's time we do the same thing to the revolving door of mental health.



## Behavioral Health: Palm Beach County, 2024<sup>(2)</sup>

Healthcare Pressure – Mental Disorders	Count
Ed Visits for Mental Disorders (18+)	13,068
Hospitalizations for Mental Disorders (18+)	10,956
Pediatric ED Visits for Mental Disorder	969
Pediatric Hospitalizations for Mental Disorders	1,792
<b>Total</b>	<b>26,785</b>

### An Alternative to Baker Acts.

Baker Act Data, Palm Beach County  
July 1, 2024 - June 30, 2025  
(Provisional)(3)

Involuntary Baker Act  
via Justice System:

 **7800**

Palm Beach County  
Residents with 3 or  
more Baker Acts:

 **408**

# Breaking Down Silos in Mental Health

## Physical Health Emergency



## Behavioral Health Emergency



# Operation C.O.A.S.T.



# Police Pilot "Somewhere to Go"



# Program Criteria for Same Day Encounters

## Behavioral Health Pilot Program

Call before transporting/referring to our Community Health Center in Mangonia Park

**561-642-1040**

2051 45th Street, Suite 300 (Building A)  
West Palm Beach, FL 33407



 **Health Care District**  
OF PALM BEACH COUNTY

## Criteria for Referral to Behavioral Health Pilot at our Community Health Center in Mangonia Park

- ✓ Does **NOT** meet criteria for Baker Act in the field
- ✓ Does **NOT** exhibit violent or aggressive behavior in the field
- ✓ Does **NOT** require handcuffs in the field
- ✓ Does **NOT** meet criteria for EMS call in the field
- ✓ **IS WILLING** and volunteering for transfer to Mangonia Park Community Health Center as a consensual encounter

If possible, please call ahead **561-642-1040** to provide ETA and Patient Name and Date of Birth.

Only bring an individual to the Magnolia Clinic if they meet the following criteria:

- Does **not** meet criteria for Baker Act
- Does **not** exhibit violent/aggressive behavior
- Does **not** meet criteria for EMS call
- Does **not** require handcuffs in the field
  
- Anxiety, panic, or behavior escalation in public
- Known mental illness with symptoms flare-up
- Frequent utilizer/system “revolving door” cases
- Family, friend, caregiver, calling for help
- **Is** willing and volunteering for transfer to the clinic as a consensual encounter

**Unique Patients**

**228**

**Visits**

**255**

**Existing HCD Patients**

**39 (17%)**

**Origin of Referral**

WPB Police	58% (148)
PBSO Officer	14% (35)
Not Recorded	9% (22)
Riviera Beach Police Depart..	5% (12)
South County MRT	4% (9)

**Volume by Officer**

Total Unique Officers: **83**

**Dispatch Call Type**

Mental Health or Me..	102 (38%)
Trespassing	37 (14%)
Loiterer	35 (13%)
Other	33 (12%)
Drugs	24 (9%)
Drunk	11 (4%)
Suspicious person	9 (3%)
Disturbance	8 (3%)
Unwelcome Guest	5 (2%)
Vagrant	3 (1%)

**Homeless**

33% (Female) 67% (Male) **134 (52%)**

Street	95
Shelter	19
Unknown	7
Other	5
Doubling..	4
Perman..	3
Transitio..	1

**Was Seen by Psychiatrist**

**123 (52%)**

**Came Back to see a Psychiatrist**

30 DAYS: **22** | >30 DAYS: **31**

**Upcoming Apps**

**22**

**Unique Officers over time**

**Age**

18-45	58%
45-65	32%
65+	9%

**Was Seen by BH provider**

**96 (41%)**

**Came Back to see BH provider**

30 DAYS: **22** | >30 DAYS: **31**

**Missed Apps**

**173**

**Recommended Disposition**

- N/A
- Patient did not follow Recommended Disposition
- Patient followed Recommended Disposition

Staying in outpatient clinic appropri..	127 (74%)	28 (16%)	172
Baker Act	31 (89%)	35	
No Disposition Entered		28	
Other		8	
Transfer to medical hospital		3	

**Race**

White	103	45%
Black	76	33%

**Was Seen by PCP**

**34 (14%)**

**Came Back for Primary Care**

30 DAYS: **28** | >30 DAYS: **43**

**Pt has not returned**  
pts. seen >6 weeks ago

**141**

**Ethnicity**

Not Hispanic or Latino	160	70%
------------------------	-----	-----

**Monthly Volume**

■ Patient was seen ■ Patient Refused Services

**Actual Disposition Not followed**

Patient left without being seen after triage, Refusing Services	9 (82%)
Not Recorded	1 (9%)
Baker Act	1 (9%)

Insurance Status

Managed Care	27%
No Insurance	61%
Medicare	4%

<p><b>Unique Patients</b></p> <p><b>228</b></p>	<p><b>Visits</b></p> <p><b>255</b></p>	<p><b>Existing HCD Patients</b></p> <p><b>39 (17%)</b></p>	<p><b>Was Seen by Psychiatrist</b></p> <p><b>123 (52%)</b></p>	<p><b>BHT Documentation</b></p> <p><b>89%</b> 227/255</p>	<p><b>Initial Safety Triage</b></p> <p><b>84%</b> 214/255</p>	<p><b>Secondary Triage</b></p> <p><b>164%</b> 54/33</p>	<p><b>Arrival to Triage completion</b></p> <ul style="list-style-type: none"> <li>&lt;10 Minutes: 143 (56%)</li> <li>10-15 Minutes: 37 (15%)</li> <li>15-20 Minutes: 27 (11%)</li> <li>20-30 Minutes: 12 (5%)</li> <li>&gt;30 Minutes: 3 (1%)</li> <li>Not Recorded: 33 (13%)</li> </ul>
---	--	--	--	---	---	---	--

## Screening Results on Initial Triage

<p><b>Screened Positive for Suicide (C-SSRS)</b></p> <p><b>35/193 (18%)</b></p>	<p><b>C-SSRS Risk Score</b></p> <ul style="list-style-type: none"> <li>High Risk: 27 (11%)</li> <li>Moderate Risk: 8 (3%)</li> <li>Not performed: 62 (24%)</li> </ul>	<p><b>Screened Positive for Violence (Broset)</b></p> <p><b>3/193 (2%)</b></p>	<p><b>Screened Positive for Homicide Risk (Vrisk 10)</b></p> <p><b>20/127 (16%)</b></p>	<p><b>Screened Positive for Hallucination</b></p> <p><b>12/93 (13%)</b></p>	<p><b>Screened Positive for Confusion</b></p> <p><b>44/212 (21%)</b></p>
---	---	--	---	---	--

## Care Coordination Done: 162 (69%)

<p><b>Insurance needs or Disability Addressed</b></p>	<p><b>73% Housing Addressed</b></p> <p>Pt rejected housing solution offered: 22 (14%)</p>	<p><b>53% Transp. Addressed</b></p>	<p><b>53% Food Addressed</b></p>	<p><b>Employment Addressed</b></p>
---	---	-------------------------------------	----------------------------------	------------------------------------



# PBSO CRT – “Someone to Respond”



- MRT Team**
- Undercover Police Officer
  - HCD Peer
  - HCD Crisis Counselor (CC)

**Not a Baker Act!**  
Mentally Disturbed or SUD

**\* 4 Regions Covered**  
**Tuesday-Friday : 8am-6pm**



**Staying in the community** (70% - 80% Estimated)

for patients who need:

- Deescalation
- Outpatient appointment
- SDOH, etc



**Transport to Mangonia Clinic** (20% - 30% Estimated)

for patients who need:

- Immediate attention and outpatient services
- Cannot wait for outpatient appointment
- Need medication right away

# PBSO and HCD Crisis Response Team (CRT) Program

## "Someone to Respond" Mental Health Crisis Co-Responding Unit Data

6/1/2024 - 4/7/2026

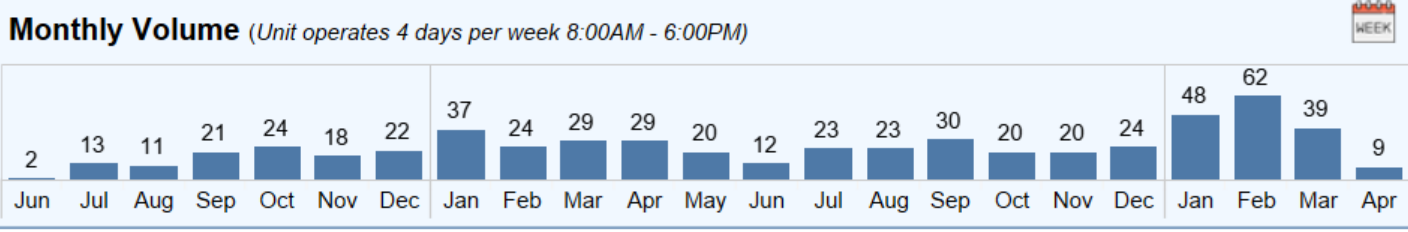
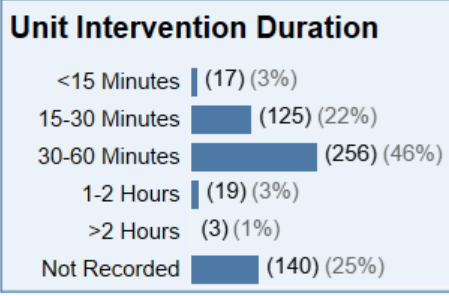
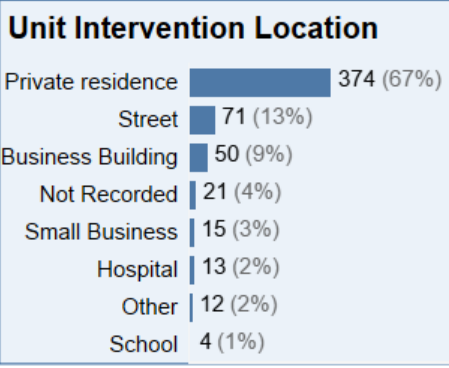
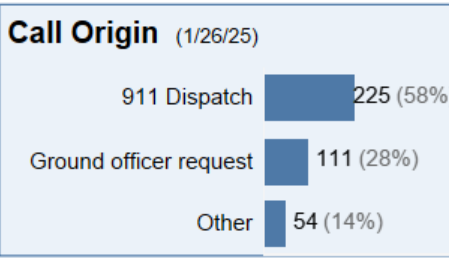
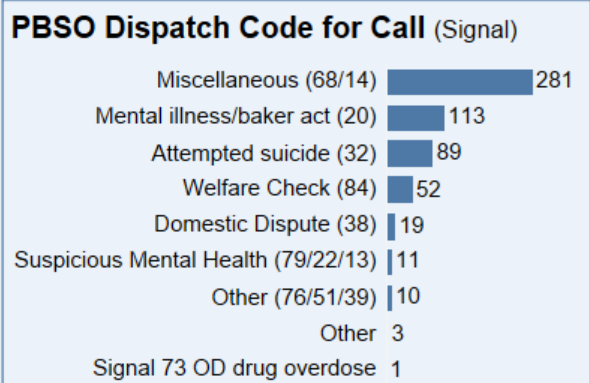
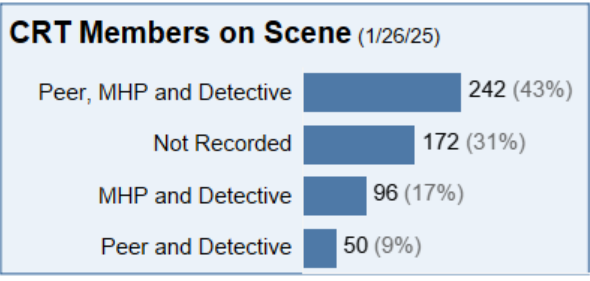
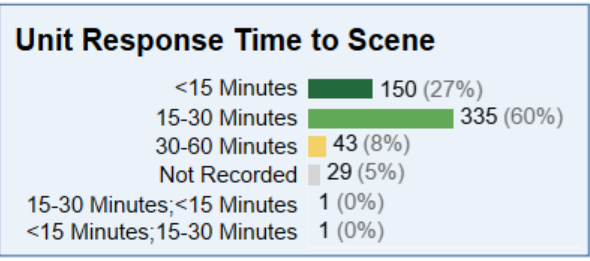
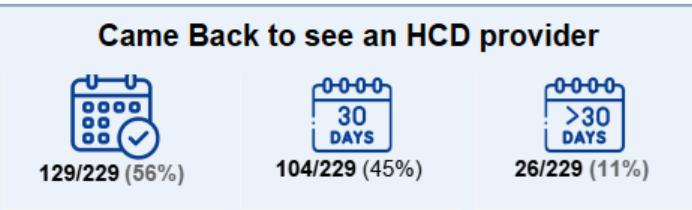
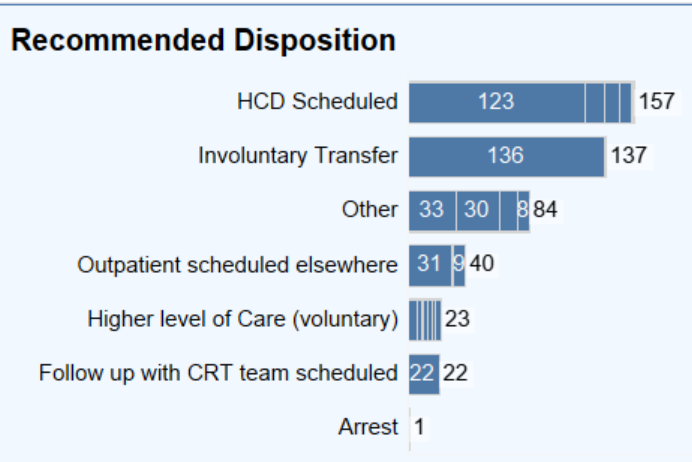
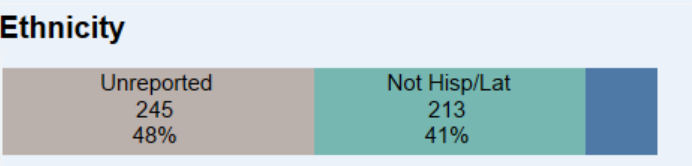
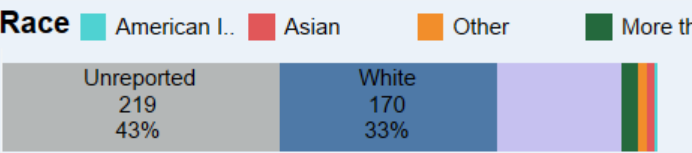



<b>Number of Visits</b>  <b>560</b>	<b>Unique Patients</b>  <b>514</b>	<b>Duplicated Patients</b>  <b>46</b>	<b>Existing HCD Patients</b>  <b>62 (12%)</b>	<b>Homeless</b>  <b>54 (10%)</b>	<b>Arrests</b>  <b>1</b>	<b>Pt. Agreed to Disposition</b>  <b>67%</b>	<b>Unit RealTime Response (In progress)</b>  <b>56%</b>	<b>% Follow Up at HCD after Sched.</b>  <b>56%</b>
---	--	---	---	--	--------------------------------	--	---	--

**Payer**

50%  
 50%

21% Managed Care





# Questions?