



DETAILED CUSTOMER PROPOSAL

Quote Number: 1036471

Quote Name: 200-CT - Kelsey Park Pro/Pavil

Project Name: 200 - CT

Saved Date: 11/12/2024 11:56:25 AM

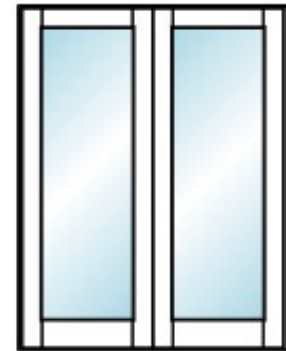
Sales Person: Casey Thomas

Dealer Information:	Customer Information:	Job Address:
Royal Palm Aluminum, Inc. 425 Industrial St Suite 6 Lake Worth, FL 33461 P: 561-588-2520 F: 561-588-2522	P: F:	

Line	Qty	Product	Size	Room Location	Design Pressure
100-1	2	Estate by WinDoor Pair of Door	76" X 97"	Pavilion - South	+59.9/-59.9

76" x 97"


Product Family = Windoor
Interlayer Type = Saflex CP, Glass Make-Up = 7/16" Lami (Ann/Ann)
Glass Color = Energy Efficient Coatings, Energy Efficient Coatings = Clear LoE 366, Textured Glass = None
DP + = 59.9, DP - = 59.9, FPA # = 29783
Number of 4 5/8" True Muntins = 0
Panel Type = Glass
U-Factor = 1.06, SHGC = 0.23, VT = 0.32, CR = 15, CPD = CDR-K-11-00365-00069
Finish Type = Legacy, Aluminum Finish = 2603 White Powder
Door Swing = Outswing, Glazing Bead = Square Bead, Handing (Viewed from the outside) = Right Hinge
Outswing, Sill Type = Standard Threshold
Hardware Type = Residential, Handleset Type = Deluxe Handleset, Deluxe Handleset = Yes, Include Deluxe
Handleset = Yes, 3pt Lock? = Yes, Prep for Levers = Yes, Hardware Finish = Satin Nickel PVD, Hinge Finish =
Brushed Stainless Steel, Delete Astragal = No
Entrance Handleset Model = Minneapolis 3/4
Left Panel - Glass Color = Clear LoE 366
Right Panel - Glass Color = Clear LoE 366



Line	Qty	Product	Size	Room Location	Design Pressure
200-1	1	Estate by WinDoor Pair of Door	76" X 97"	Pavilion - West	+59.9/-59.9

76" x 97"


Product Family = Windoor
Interlayer Type = Saflex CP, Glass Make-Up = 7/16" Lami (Ann/Ann)
Glass Color = Energy Efficient Coatings, Energy Efficient Coatings = Clear LoE 366, Textured Glass = None
DP + = 59.9, DP - = 59.9, FPA # = 29783
Number of 4 5/8" True Muntins = 0
Panel Type = Glass
U-Factor = 1.06, SHGC = 0.23, VT = 0.32, CR = 15, CPD = CDR-K-11-00365-00069
Finish Type = Legacy, Aluminum Finish = 2603 White Powder
Door Swing = Outswing, Glazing Bead = Square Bead, Handing (Viewed from the outside) = Right Hinge
Outswing, Sill Type = Standard Threshold
Hardware Type = Residential, Handleset Type = Deluxe Handleset, Deluxe Handleset = Yes, Include Deluxe
Handleset = Yes, 3pt Lock? = Yes, Prep for Levers = Yes, Hardware Finish = Satin Nickel PVD, Hinge Finish =
Brushed Stainless Steel, Delete Astragal = No
Entrance Handleset Model = Minneapolis 3/4
Left Panel - Glass Color = Clear LoE 366
Right Panel - Glass Color = Clear LoE 366



Line	Qty	Product	Size	Room Location	Design Pressure
300-1	3	Estate by WinDoor Pair of Door	76" X 97"	Pavilion - East	+59.9/-59.9

76" x 97"

Product Family = Windoor
 Interlayer Type = Saflex CP, Glass Make-Up = 7/16" Lami (Ann/Ann)
 Glass Color = Energy Efficient Coatings, Energy Efficient Coatings = Clear LoE 366, Textured Glass = None
 DP + = 59.9, DP - = 59.9, FPA # = 29783
 Number of 4 5/8" True Muntins = 0
 Panel Type = Glass
 U-Factor = 1.06, SHGC = 0.23, VT = 0.32, CR = 15, CPD = CDR-K-11-00365-00069
 Finish Type = Legacy, Aluminum Finish = 2603 White Powder
 Door Swing = Outswing, Glazing Bead = Square Bead, Handing (Viewed from the outside) = Right Hinge
 Outswing, Sill Type = Standard Threshold
 Hardware Type = Residential, Handleset Type = Deluxe Handleset, Deluxe Handleset = Yes, Include Deluxe
 Handleset = Yes, 3pt Lock? = Yes, Prep for Levers = Yes, Hardware Finish = Satin Nickel PVD, Hinge Finish =
 Brushed Stainless Steel, Delete Astragal = No
 Entrance Handleset Model = Minneapolis 3/4
 Left Panel - Glass Color = Clear LoE 366
 Right Panel - Glass Color = Clear LoE 366



Disclaimer: