

INACCESSIBLE

13 kV

FUTURE 23 kV

23 kV

SALT SPRAY

North arrow

FPL Construction Notes

	Existing Aerial Transformer
	Existing OH Conductor
	New OH Conductor
	Existing Transmission Concrete Pole
	Existing Distribution Concrete Pole
	Existing Distribution Wood Pole
	New Fixture with Bracket

Feeder: 403931

Feeder: 403932

Feeder: 403933

Feeder: 403934

Feeder: 403935

Transmission Permit will be required

Product summary					
Symbol	Description	Watts	Color Temp	Lumens	Quantity
	ROADWAY	59W	3000K	7,500L	80
	ROADWAY	93W	3000K	12,000L	77

AS-BUILT CREW PRINT		ALL REQUIRED GROUND RODS HAVE BEEN DRIVEN & VERIFIED TO BE WITHIN FPL STANDARDS, VALUES ARE SHOWN AT ALL LOCATIONS.		JOB CERTIFIED COMPLETED AS SHOWN ON THIS AS-BUILT PRINT. MATERIAL CHANGES SHOWN ON ROS		AS-BUILT COPY	
FOREMAN'S SIGNATURE _____		DATE _____		FOREMAN'S SIGNATURE _____		DATE _____	
SUPERVISOR'S SIGNATURE _____		DATE _____		INITIALS _____		CERT. DATE _____	
Easement? Yes <input checked="" type="checkbox"/> No <input type="checkbox"/>		Survey/Stake? Yes <input checked="" type="checkbox"/> No <input type="checkbox"/>		Work with SMO? Yes <input type="checkbox"/> No <input checked="" type="checkbox"/>		FPL Town of Lake Park - Dist Poles INSTALL 157 Lights V/O Between Northlake Blvd & Silver Beach Rd, & Old Dixie Hwy and Lake Shore Dr, Lake Park, FL 33403	
Tree Work? Yes <input type="checkbox"/> No <input checked="" type="checkbox"/>		Designer/Stake? Yes <input type="checkbox"/> No <input checked="" type="checkbox"/>		CT/Special Mtr? Yes <input type="checkbox"/> No <input checked="" type="checkbox"/>			
PERMIT REQ'D	City	County Rd.	County Air	State Road	FAA	Designed by: Melissa Leyva	
	WMD	RR Xing	DR. Dist.	Transm.		Date: 11/11/24	
Requested Tel. Co. Set Poles? YES <input type="checkbox"/> NO <input checked="" type="checkbox"/>		Requested Tel. Co. Transfer? YES <input type="checkbox"/> NO <input checked="" type="checkbox"/>		Request CAVT Transfer? YES <input type="checkbox"/> NO <input checked="" type="checkbox"/>		Drawn by: ML	
POLE LINE FEET 0'		DUCT BANK FT. 0'		Telephone Co. Job No. _____		Check by: _____	
POLE LINE FT. ON TRANSM. POLES 0'		TRENCH FT. 0'		Rural Location Sec. *** TWP. *** S, RGE. *** E.		Dwg No. 1 OF 42	
TLM/LDS MODEL No. -		Map Posting? YES <input checked="" type="checkbox"/> NO <input type="checkbox"/>		Posted by: _____		SCALE: N.T.S	
						St. Lt MAP No. MAP#	
						Pri Map No. XXXXX	
						WR XXXXXXXX	
						M/A XX	

N

Total #6 DPX OH: 340ft



☐ INACCESSIBLE

☒ 13 kV

☐ FUTURE 23 kV

☐ 23 kV

☐ SALT SPRAY

☐

Construction Notes:

FPL Contractor to connect to existing OH TX to all locations shown. FPL Contractor to connect to existing #6 DPX OH cables to all locations shown. FPL Contractor to install #6 DPX OH cables to all locations shown.

LOC 1, 3, 5, 7 & 8: Install 1 – ROADWAY – 93W - 12,000L – 3000K LED Fixture with an 8ft Arm Bracket on existing distribution pole.

LOC 2, 4 & 6: Install 1 – ROADWAY – 7,500L – 3000K LED Fixture with an 8ft Arm Bracket on existing distribution pole.

‘CHECK VOLTAGE – CONVERT 480V to 120V or 240V’

On 480V circuits, change the relay prior to installing the lights. Verify the source and amount of lights on that relay.

-Verify fixture is working correctly after installation. Check 120V to terminal blocks.

-Customer is responsible for any restoration incurred.

FPL LED Representative: Gladys Reyes

Feeder: 403934

AS-BUILT CREW PRINT				ALL REQUIRED GROUND RODS HAVE BEEN DRIVEN & VERIFIED TO BE WITHIN FPL STANDARDS, VALUES ARE SHOWN AT ALL LOCATIONS.				JOB CERTIFIED COMPLETED AS SHOWN ON THIS AS-BUILT PRINT. MATERIAL CHANGES SHOWN ON ROS				AS-BUILT COPY																			
FOREMAN'S SIGNATURE _____				DATE _____				FOREMAN'S SIGNATURE _____				DATE _____				SUPERVISOR'S SIGNATURE _____				DATE _____				INITIALS _____				CERT. DATE _____			
Easement? Yes <input checked="" type="checkbox"/> No <input type="checkbox"/>				Survey/Stake? Yes <input checked="" type="checkbox"/> No <input type="checkbox"/>				Work with SMO? Yes <input type="checkbox"/> No <input checked="" type="checkbox"/>				FPL				Town of Lake Park - Dist Poles INSTALL 157 Lights V/O Between Northlake Blvd & Silver Beach Rd, & Old Dixie Hwy and Lake Shore Dr, Lake Park, FL 33403															
Tree Work? Yes <input type="checkbox"/> No <input checked="" type="checkbox"/>				Designer/Stake? Yes <input type="checkbox"/> No <input checked="" type="checkbox"/>				CT/Special Mtr? Yes <input type="checkbox"/> No <input checked="" type="checkbox"/>																							
PERMIT REQ'D		City		County Rd.		County Air		State Road		FAA																					
		WMD		RR Xing		DR. Dist.		Transm.																							
Requested Tel. Co. Set Poles ? YES <input type="checkbox"/> NO <input checked="" type="checkbox"/>				Tele. Attachment Per _____				Designed by: Melissa Leyva				Date: 11/11/24																			
Requested Tel. Co. Transfer ? YES <input type="checkbox"/> NO <input checked="" type="checkbox"/>				Telephone Co. Job No. _____				Drawn by: ML				Check by: _____				Dwg No. 2 OF 42															
Request CAVT Transfer? YES <input type="checkbox"/> NO <input checked="" type="checkbox"/>								Rural Location Sec. *** TWP. *** S, RGE. *** E.																							
POLE LINE FEET 0'				DUCT BANK FT. 0'				SCALE: N.T.S				St. Lt MAP No. MAP#				Pri Map No. XXXXX															
POLE LINE FT. ON TRANSM. POLES 0'				TRENCH FT. 0'				WR XXXXXXXXX																							
TLM/LDS MODEL No. -				Map Posting? YES <input checked="" type="checkbox"/> NO <input type="checkbox"/>				Posted by: _____																							



Feeder: 403934

Feeder: 403935

Construction Notes:

FPL Contractor to connect to existing OH TX to all locations shown. FPL Contractor to connect to existing #6 DPX OH cables to all locations shown. FPL Contractor to install #6 DPX OH cables to all locations shown.

LOC 9 – 12: Install 1 – ROADWAY – 7,500L – 3000K LED Fixture with an 8ft Arm Bracket on existing distribution pole.

LOC 13: Install 1 – ROADWAY – 93W - 12,000L – 3000K LED Fixture with an 8ft Arm Bracket on existing distribution pole.

‘CHECK VOLTAGE – CONVERT 480V to 120V or 240V’

On 480V circuits, change the relay prior to installing the lights. Verify the source and amount of lights on that relay.

-Verify fixture is working correctly after installation. Check 120V to terminal blocks.

-Customer is responsible for any restoration incurred.

FPL LED Representative: Gladys Reyes

AS-BUILT CREW PRINT				ALL REQUIRED GROUND RODS HAVE BEEN DRIVEN & VERIFIED TO BE WITHIN FPL STANDARDS, VALUES ARE SHOWN AT ALL LOCATIONS.				JOB CERTIFIED COMPLETED AS SHOWN ON THIS AS-BUILT PRINT. MATERIAL CHANGES SHOWN ON ROS				AS-BUILT COPY																			
FOREMAN'S SIGNATURE _____				DATE _____				FOREMAN'S SIGNATURE _____				DATE _____				SUPERVISOR'S SIGNATURE _____				DATE _____				INITIALS _____				CERT. DATE _____			
Easement?		Yes <input checked="" type="checkbox"/> No <input type="checkbox"/>		Survey/State?		Yes <input checked="" type="checkbox"/> No <input type="checkbox"/>		Work with SMO?		Yes <input type="checkbox"/> No <input checked="" type="checkbox"/>		FPL		Town of Lake Park - Dist Poles INSTALL 157 Lights V/O Between Northlake Blvd & Silver Beach Rd, & Old Dixie Hwy and Lake Shore Dr, Lake Park, FL 33403																	
Tree Work?		Yes <input type="checkbox"/> No <input checked="" type="checkbox"/>		Designer/State?		Yes <input type="checkbox"/> No <input checked="" type="checkbox"/>		CT/Special Mtr?		Yes <input type="checkbox"/> No <input checked="" type="checkbox"/>																					
PERMIT REQ'D		City		County Rd.		County Air		State Road		FAA		Designed by: Melissa Leyva Date: 11/11/24 Drawn by: ML Check by: Dwg No. 3 OF 42 Rural Location Sec. *** TWP. *** S, RGE. *** E. SCALE: N.T.S St. Lt MAP No. MAP# Pri Map No. XXXXX WR XXXXXXXX M/A XX																			
WMD		RR Xing		DR. Dist.		Transm.		Tele. Attachment Per		Telephone Co. Job No.																					
Requested Tel. Co. Set Poles ?		YES <input type="checkbox"/> NO <input checked="" type="checkbox"/>		Requested Tel. Co. Transfer ?		YES <input type="checkbox"/> NO <input checked="" type="checkbox"/>		Request CAVT Transfer?		YES <input type="checkbox"/> NO <input checked="" type="checkbox"/>		POLE LINE FEET 0' DUCT BANK FT. 0' POLE LINE FT. ON TRANSM. POLES 0' TRENCH FT. 0'																			
TLM/LDS MODEL No.		-		Map Posting?		YES <input checked="" type="checkbox"/> NO <input type="checkbox"/>		Posted by:																							



Feeder: 403934

Construction Notes:

FPL Contractor to connect to existing OH TX to all locations shown. FPL Contractor to connect to existing #6 DPX OH cables to all locations shown. FPL Contractor to install #6 DPX OH cables to all locations shown.
LOC 14 - 17: Install 1 – ROADWAY – 7,500L – 3000K LED Fixture with an 8ft Arm Bracket on existing distribution pole.
LOC 18: Install 1 – ROADWAY – 93W - 12,000L – 3000K LED Fixture with an 8ft Arm Bracket on existing distribution pole.

‘CHECK VOLTAGE – CONVERT 480V to 120V or 240V’

On 480V circuits, change the relay prior to installing the lights. Verify the source and amount of lights on that relay.

-Verify fixture is working correctly after installation. Check 120V to terminal blocks.

-Customer is responsible for any restoration incurred.

FPL LED Representative: Gladys Reyes

AS-BUILT CREW PRINT				ALL REQUIRED GROUND RODS HAVE BEEN DRIVEN & VERIFIED TO BE WITHIN FPL STANDARDS, VALUES ARE SHOWN AT ALL LOCATIONS.				JOB CERTIFIED COMPLETED AS SHOWN ON THIS AS-BUILT PRINT. MATERIAL CHANGES SHOWN ON ROS				AS-BUILT COPY			
FOREMAN'S SIGNATURE _____ DATE _____				FOREMAN'S SIGNATURE _____ DATE _____				SUPERVISOR'S SIGNATURE _____ DATE _____				INITIALS _____ CERT. DATE _____			
Easement? Yes <input checked="" type="checkbox"/> No <input type="checkbox"/>		Survey/State? Yes <input checked="" type="checkbox"/> No <input type="checkbox"/>		Work with SMO? Yes <input type="checkbox"/> No <input checked="" type="checkbox"/>		FPL		Town of Lake Park - Dist Poles							
Tree Work? Yes <input type="checkbox"/> No <input checked="" type="checkbox"/>		Designer/State? Yes <input type="checkbox"/> No <input checked="" type="checkbox"/>		CT/Special Mtr? Yes <input type="checkbox"/> No <input checked="" type="checkbox"/>				INSTALL 157 Lights							
PERMIT REQ'D								V/O Between Northlake Blvd & Silver Beach Rd, & Old Dixie Hwy and Lake Shore Dr, Lake Park, FL 33403							
City		County Rd.		County Air		State Road		FAA		Designed by: Melissa Leyva				Date: 11/11/24	
WMD		RR Xing		DR. Dist.		Transm.				Drawn by: ML				Dwg No. 4 OF 42	
Requested Tel. Co. Set Poles?		YES <input type="checkbox"/> NO <input checked="" type="checkbox"/>		Tele. Attachment Per				Rural Location Sec. *** TWP. *** S, RGE. *** E.							
Requested Tel. Co. Transfer?		YES <input type="checkbox"/> NO <input checked="" type="checkbox"/>		Telephone Co. Job No.				SCALE: N.T.S				St. Lt MAP No. MAP#		Pri Map No. XXXXX	
Request CAVT Transfer?		YES <input type="checkbox"/> NO <input checked="" type="checkbox"/>		POLE LINE FEET		0'		DUCT BANK FT.		0'		WR XXXXXXXXX		M/A XX	
POLE LINE FT. ON TRANSM. POLES		0'		TRENCH FT.		0'									
TLM/LDS MODEL No.		-		Map Posting?		YES <input checked="" type="checkbox"/> NO <input type="checkbox"/>		Posted by:							

N



☐ INACCESSIBLE ☒ 13 kV ☐ FUTURE 23 kV ☐ 23 kV ☐ SALT SPRAY ☐ _____

Construction Notes:
FPL Contractor to connect to existing OH TX to all locations shown. FPL Contractor to connect to existing #6 DPX OH cables to all locations shown. FPL Contractor to install #6 DPX OH cables to all locations shown.

LOC 19 - 20: Install 1 – ROADWAY – 93W - 12,000L – 3000K LED Fixture with an 8ft Arm Bracket on existing distribution pole.

‘CHECK VOLTAGE – CONVERT 480V to 120V or 240V’
On 480V circuits, change the relay prior to installing the lights. Verify the source and amount of lights on that relay.
-Verify fixture is working correctly after installation. Check 120V to terminal blocks.
-Customer is responsible for any restoration incurred.

FPL LED Representative: Gladys Reyes

Feeder: 403934

AS-BUILT CREW PRINT				ALL REQUIRED GROUND RODS HAVE BEEN DRIVEN & VERIFIED TO BE WITHIN FPL STANDARDS, VALUES ARE SHOWN AT ALL LOCATIONS.				JOB CERTIFIED COMPLETED AS SHOWN ON THIS AS-BUILT PRINT. MATERIAL CHANGES SHOWN ON ROS				AS-BUILT COPY																													
FOREMAN'S SIGNATURE _____				DATE _____				FOREMAN'S SIGNATURE _____				DATE _____				SUPERVISOR'S SIGNATURE _____				DATE _____				INITIALS _____				CERT. DATE _____													
Easement?		Yes <input checked="" type="checkbox"/> No <input type="checkbox"/>		Survey/Stake?		Yes <input checked="" type="checkbox"/> No <input type="checkbox"/>		Work with SMO?		Yes <input type="checkbox"/> No <input checked="" type="checkbox"/>		FPL		Town of Lake Park - Dist Poles INSTALL 157 Lights V/O Between Northlake Blvd & Silver Beach Rd, & Old Dixie Hwy and Lake Shore Dr, Lake Park, FL 33403																											
Tree Work?		Yes <input type="checkbox"/> No <input checked="" type="checkbox"/>		Designer/Stake?		Yes <input type="checkbox"/> No <input checked="" type="checkbox"/>		CT/Special Mtr?		Yes <input type="checkbox"/> No <input checked="" type="checkbox"/>																															
PERMIT REQ'D	City	County Rd.	County Air	State Road	FAA																																				
	WMD	RR Xing	DR. Dist.	Transm.																																					
Requested Tel. Co. Set Poles ?		YES <input type="checkbox"/> NO <input checked="" type="checkbox"/>		Tele. Attachment Per												Designed by:				Melissa Leyva				Date:				11/11/24													
Requested Tel. Co. Transfer ?		YES <input type="checkbox"/> NO <input checked="" type="checkbox"/>		Telephone Co. Job No.												Drawn by:				ML				Check by:				Dwg No.				5 OF 42									
Request CAVT Transfer?		YES <input type="checkbox"/> NO <input checked="" type="checkbox"/>														Rural Location Sec.				*** TWP.				*** S, RGE.				*** E.													
POLE LINE FEET		0'		DUCT BANK FT.		0'												SCALE:				N.T.S				St. Lt MAP No.				MAP#				Pri Map No.				XXXXX			
POLE LINE FT. ON TRANSM. POLES		0'		TRENCH FT.		0'												WR				XXXXXXXXX								M/A				XX							
TLM/LDS MODEL No.		-		Map Posting?		YES <input checked="" type="checkbox"/> NO <input type="checkbox"/>		Posted by:																																	



Construction Notes:

FPL Contractor to connect to existing OH TX to all locations shown. FPL Contractor to connect to existing #6 DPX OH cables to all locations shown. FPL Contractor to install #6 DPX OH cables to all locations shown.

LOC 21 - 26: Install 1 – ROADWAY – 93W - 12,000L – 3000K LED Fixture with an 8ft Arm Bracket on existing distribution pole.

‘CHECK VOLTAGE – CONVERT 480V to 120V or 240V’

On 480V circuits, change the relay prior to installing the lights. Verify the source and amount of lights on that relay.

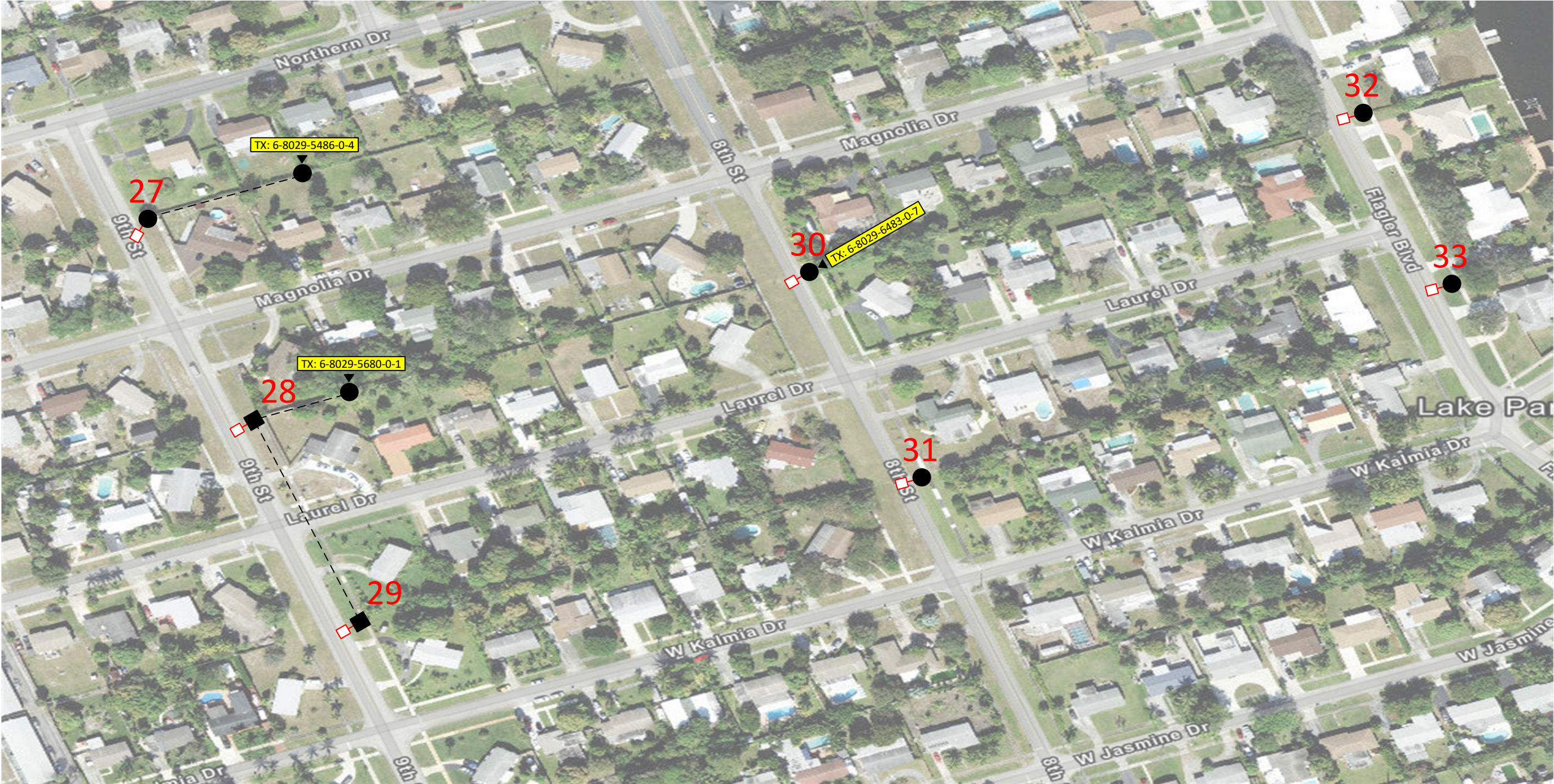
-Verify fixture is working correctly after installation. Check 120V to terminal blocks.

-Customer is responsible for any restoration incurred.

FPL LED Representative: Gladys Reyes

Feeder: 403934

AS-BUILT CREW PRINT				ALL REQUIRED GROUND RODS HAVE BEEN DRIVEN & VERIFIED TO BE WITHIN FPL STANDARDS, VALUES ARE SHOWN AT ALL LOCATIONS.				JOB CERTIFIED COMPLETED AS SHOWN ON THIS AS-BUILT PRINT. MATERIAL CHANGES SHOWN ON ROS				AS-BUILT COPY																			
FOREMAN'S SIGNATURE _____				DATE _____				FOREMAN'S SIGNATURE _____				DATE _____				SUPERVISOR'S SIGNATURE _____				DATE _____				INITIALS _____				CERT. DATE _____			
Easement?		Yes <input checked="" type="checkbox"/> No <input type="checkbox"/>		Survey/Stake?		Yes <input checked="" type="checkbox"/> No <input type="checkbox"/>		Work with SMO?		Yes <input type="checkbox"/> No <input checked="" type="checkbox"/>		FPL		Town of Lake Park - Dist Poles INSTALL 157 Lights V/O Between Northlake Blvd & Silver Beach Rd, & Old Dixie Hwy and Lake Shore Dr, Lake Park, FL 33403																	
Tree Work?		Yes <input type="checkbox"/> No <input checked="" type="checkbox"/>		Designer/Stake?		Yes <input type="checkbox"/> No <input checked="" type="checkbox"/>		CT/Special Mtr?		Yes <input type="checkbox"/> No <input checked="" type="checkbox"/>																					
PERMIT REQ'D	City		County Rd.		County Air		State Road		FAA		Designed by: Melissa Leyva Date: 11/11/24 Drawn by: ML Check by: Dwg No. 6 OF 42 Rural Location Sec. *** TWP. *** S, RGE. *** E. SCALE: N.T.S St. Lt MAP No. MAP# Pri Map No. XXXXX WR XXXXXXXX M/A XX																				
	WMD		RR Xing		DR. Dist.		Transm.																								
Requested Tel. Co. Set Poles ?		YES <input type="checkbox"/> NO <input checked="" type="checkbox"/>		Requested Tel. Co. Transfer ?		YES <input type="checkbox"/> NO <input checked="" type="checkbox"/>		Request CAVT Transfer?		YES <input type="checkbox"/> NO <input checked="" type="checkbox"/>		Tele. Attachment Per _____ Telephone Co. Job No. _____																			
POLE LINE FEET				0'				DUCT BANK FT.				0'																			
POLE LINE FT. ON TRANSM. POLES				0'				TRENCH FT.				0'																			
TLM/LDS MODEL No.				-				Map Posting?				YES <input checked="" type="checkbox"/> NO <input type="checkbox"/> Posted by:																			



Construction Notes:

FPL Contractor to connect to existing OH TX to all locations shown. FPL Contractor to connect to existing #6 DPX OH cables to all locations shown. FPL Contractor to install #6 DPX OH cables to all locations shown.

LOC 30 & 31: Install 1 – ROADWAY – 93W - 12,000L – 3000K LED Fixture with an 8ft Arm Bracket on existing distribution pole.

LOC 27, 28, 29, 32 & 33: Install 1 – ROADWAY – 7,500L – 3000K LED Fixture with an 8ft Arm Bracket on existing distribution pole.

‘CHECK VOLTAGE – CONVERT 480V to 120V or 240V’

On 480V circuits, change the relay prior to installing the lights. Verify the source and amount of lights on that relay.

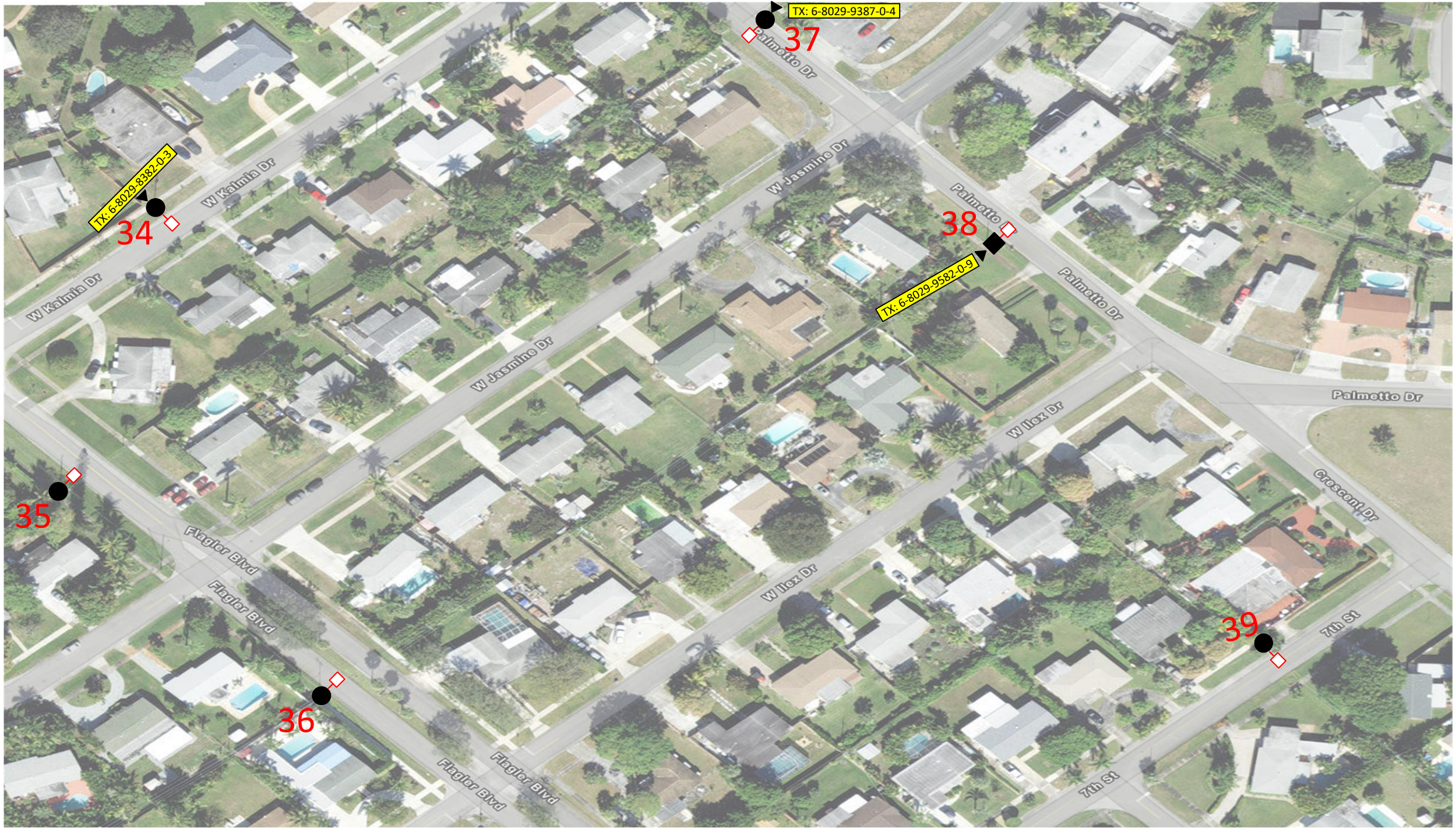
-Verify fixture is working correctly after installation. Check 120V to terminal blocks.

-Customer is responsible for any restoration incurred.

FPL LED Representative: Gladys Reyes

Feeder: 403935

AS-BUILT CREW PRINT				ALL REQUIRED GROUND RODS HAVE BEEN DRIVEN & VERIFIED TO BE WITHIN FPL STANDARDS, VALUES ARE SHOWN AT ALL LOCATIONS.				JOB CERTIFIED COMPLETED AS SHOWN ON THIS AS-BUILT PRINT. MATERIAL CHANGES SHOWN ON ROS				AS-BUILT COPY																			
FOREMAN'S SIGNATURE _____				DATE _____				FOREMAN'S SIGNATURE _____				DATE _____				SUPERVISOR'S SIGNATURE _____				DATE _____				INITIALS _____				CERT. DATE _____			
Easement?		Yes <input checked="" type="checkbox"/> No <input type="checkbox"/>		Survey/Stake?		Yes <input checked="" type="checkbox"/> No <input type="checkbox"/>		Work with SMO?		Yes <input type="checkbox"/> No <input checked="" type="checkbox"/>		FPL		Town of Lake Park - Dist Poles																	
Tree Work?		Yes <input type="checkbox"/> No <input checked="" type="checkbox"/>		Designer/Stake?		Yes <input type="checkbox"/> No <input checked="" type="checkbox"/>		CT/Special Mtr?		Yes <input type="checkbox"/> No <input checked="" type="checkbox"/>		INSTALL 157 Lights																			
V/O Between Northlake Blvd & Silver Beach Rd, & Old Dixie Hwy and Lake Shore Dr, Lake Park, FL 33403																															
PERMIT REQ'D		City		County Rd.		County Air		State Road		FAA		Designed by: Melissa Leyva				Date: 11/11/24															
		WMD		RR Xing		DR. Dist.		Transm.				Drawn by: ML				Dwg No. 7 OF 42															
		Requested Tel. Co. Set Poles ?		YES <input type="checkbox"/> NO <input checked="" type="checkbox"/>		Requested Tel. Co. Transfer ?		YES <input type="checkbox"/> NO <input checked="" type="checkbox"/>		Request CAVT Transfer?		YES <input type="checkbox"/> NO <input checked="" type="checkbox"/>		Tele. Attachment Per		Rural Location Sec. *** TWP. *** S, RGE. *** E.															
		POLE LINE FEET		0'		DUCT BANK FT.		0'		Telephone Co. Job No.		SCALE: N.T.S				St. Lt MAP No. MAP#															
		POLE LINE FT. ON TRANSM. POLES		0'		TRENCH FT.		0'				WR XXXXXXXXX				Pri Map No. XXXXX															
		TLM/LDS MODEL No.		-		Map Posting?		YES <input checked="" type="checkbox"/> NO <input type="checkbox"/>		Posted by:						M/A XX															



Construction Notes:

FPL Contractor to connect to existing OH TX to all locations shown. FPL Contractor to connect to existing #6 DPX OH cables to all locations shown. FPL Contractor to install #6 DPX OH cables to all locations shown.

LOC 34 - 38: Install 1 – ROADWAY – 7,500L – 3000K LED Fixture with an 8ft Arm Bracket on existing distribution pole.

LOC 39: Install 1 – ROADWAY – 93W - 12,000L – 3000K LED Fixture with an 8ft Arm Bracket on existing distribution pole.

‘CHECK VOLTAGE – CONVERT 480V to 120V or 240V’

On 480V circuits, change the relay prior to installing the lights. Verify the source and amount of lights on that relay.

-Verify fixture is working correctly after installation. Check 120V to terminal blocks.

-Customer is responsible for any restoration incurred.

FPL LED Representative: Gladys Reyes

Feeder: 403935

AS-BUILT CREW PRINT				ALL REQUIRED GROUND RODS HAVE BEEN DRIVEN & VERIFIED TO BE WITHIN FPL STANDARDS, VALUES ARE SHOWN AT ALL LOCATIONS.				JOB CERTIFIED COMPLETED AS SHOWN ON THIS AS-BUILT PRINT. MATERIAL CHANGES SHOWN ON ROS				AS-BUILT COPY			
FOREMAN'S SIGNATURE _____ DATE _____				FOREMAN'S SIGNATURE _____ DATE _____				SUPERVISOR'S SIGNATURE _____ DATE _____				INITIALS _____ CERT. DATE _____			
Easement? Yes <input checked="" type="checkbox"/> No <input type="checkbox"/>		Survey/Stake? Yes <input checked="" type="checkbox"/> No <input type="checkbox"/>		Work with SMO? Yes <input type="checkbox"/> No <input checked="" type="checkbox"/>		FPL		Town of Lake Park - Dist Poles							
Tree Work? Yes <input type="checkbox"/> No <input checked="" type="checkbox"/>		Designer/Stake? Yes <input type="checkbox"/> No <input checked="" type="checkbox"/>		CT/Special Mtr? Yes <input type="checkbox"/> No <input checked="" type="checkbox"/>				INSTALL 157 Lights							
V/O Between Northlake Blvd & Silver Beach Rd, & Old Dixie Hwy and Lake Shore Dr, Lake Park, FL 33403															
PERMIT REQ'D		City		County Rd.		County Air		State Road		FAA		Designed by: Melissa Leyva		Date: 11/11/24	
		WMD		RR Xing		DR. Dist.		Transm.				Drawn by: ML		Dwg No. 8 OF 42	
		Requested Tel. Co. Set Poles ?		YES <input type="checkbox"/> NO <input checked="" type="checkbox"/>		Tele. Attachment Per						Rural Location Sec. ***		TWP. *** S, RGE. *** E.	
		Requested Tel. Co. Transfer ?		YES <input type="checkbox"/> NO <input checked="" type="checkbox"/>		Telephone Co. Job No.						SCALE: N.T.S		St. Lt MAP No. MAP#	
		Request CAVT Transfer?		YES <input type="checkbox"/> NO <input checked="" type="checkbox"/>								Pri Map No. XXXXX			
POLE LINE FEET		0'		DUCT BANK FT.		0'						WR XXXXXXXX		M/A XX	
POLE LINE FT. ON TRANSM. POLES		0'		TRENCH FT.		0'									
TLM/LDS MODEL No.		-		Map Posting?		YES <input checked="" type="checkbox"/> NO <input type="checkbox"/>		Posted by:							



Total #6 DPX OH: 166ft

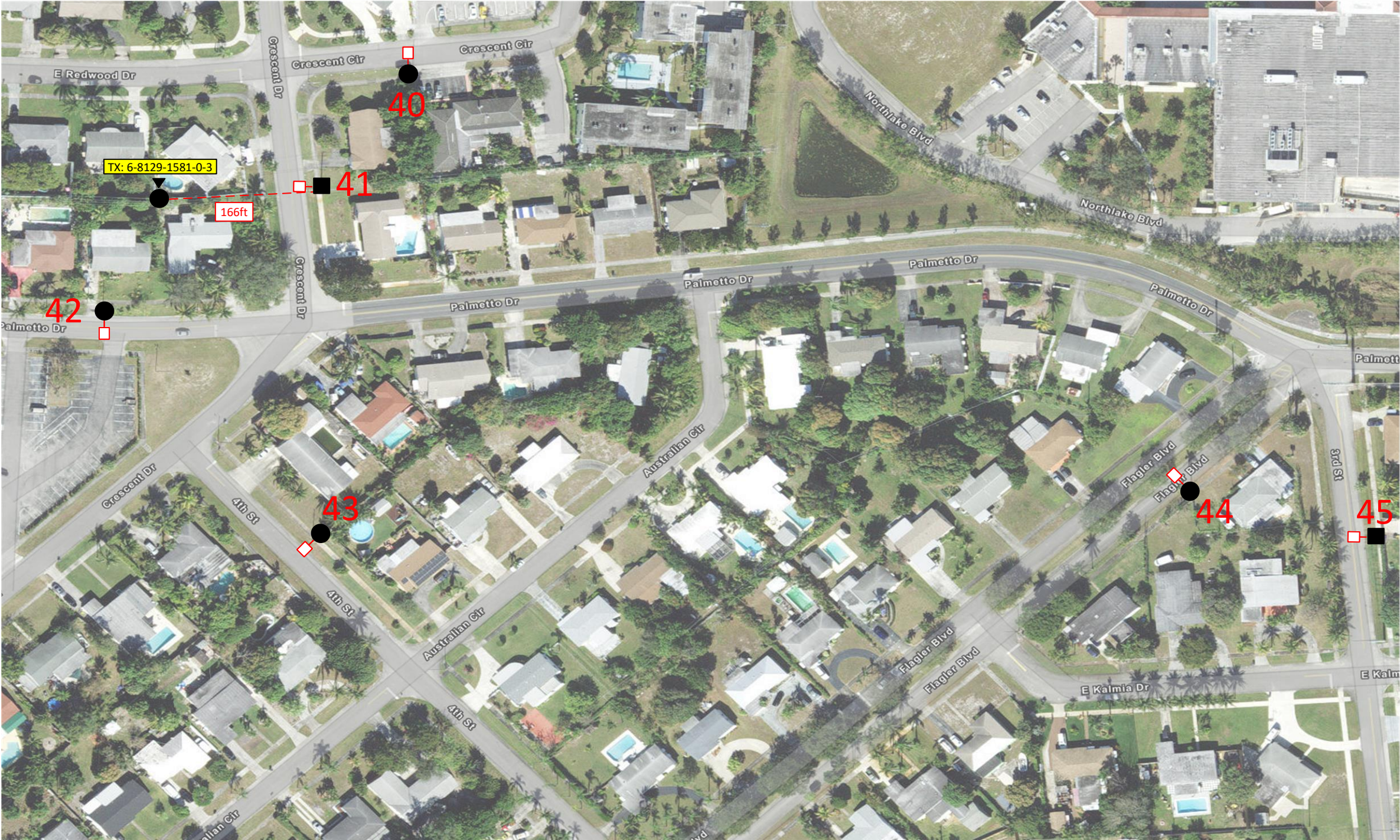
☐ INACCESSIBLE

☒ 13 kV

☐ FUTURE 23 kV

☐ 23 kV

☐ SALT SPRAY



Construction Notes:

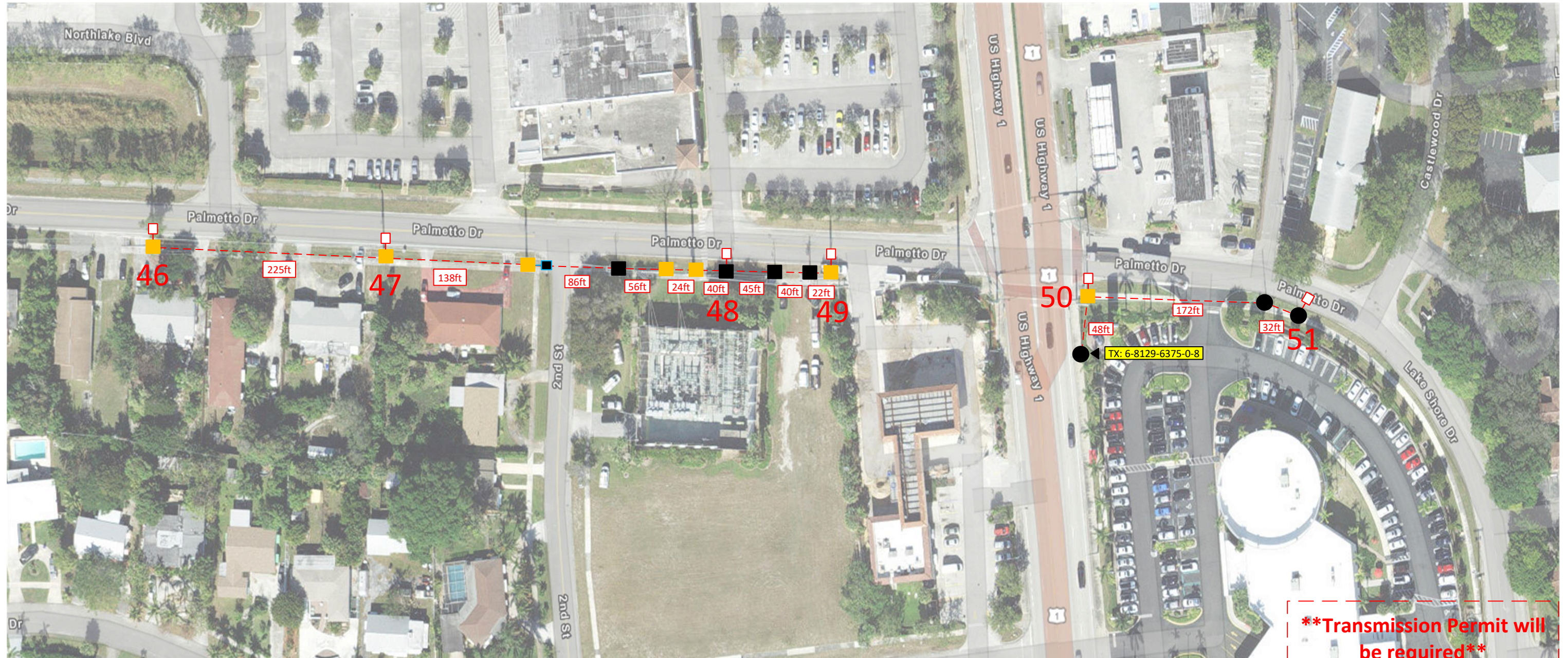
FPL Contractor to connect to existing OH TX to all locations shown. FPL Contractor to connect to existing #6 DPX OH cables to all locations shown. FPL Contractor to install #6 DPX OH cables to all locations shown.
LOC 40 & 41: Install 1 – ROADWAY – 7,500L – 3000K LED Fixture with an 8ft Arm Bracket on existing distribution pole.
LOC 42 - 45: Install 1 – ROADWAY – 93W - 12,000L – 3000K LED Fixture with an 8ft Arm Bracket on existing distribution pole.

‘CHECK VOLTAGE – CONVERT 480V to 120V or 240V’
On 480V circuits, change the relay prior to installing the lights. Verify the source and amount of lights on that relay.
-Verify fixture is working correctly after installation. Check 120V to terminal blocks.
-Customer is responsible for any restoration incurred.

FPL LED Representative: Gladys Reyes

Feeder: 403935

AS-BUILT CREW PRINT				ALL REQUIRED GROUND RODS HAVE BEEN DRIVEN & VERIFIED TO BE WITHIN FPL STANDARDS, VALUES ARE SHOWN AT ALL LOCATIONS.				JOB CERTIFIED COMPLETED AS SHOWN ON THIS AS-BUILT PRINT. MATERIAL CHANGES SHOWN ON ROS				AS-BUILT COPY			
FOREMAN'S SIGNATURE _____ DATE _____				FOREMAN'S SIGNATURE _____ DATE _____				SUPERVISOR'S SIGNATURE _____ DATE _____				INITIALS _____ CERT. DATE _____			
Easement? Yes <input checked="" type="checkbox"/> No <input type="checkbox"/>		Survey/Stake? Yes <input checked="" type="checkbox"/> No <input type="checkbox"/>		Work with SMO? Yes <input type="checkbox"/> No <input checked="" type="checkbox"/>		FPL		Town of Lake Park - Dist Poles							
Tree Work? Yes <input type="checkbox"/> No <input checked="" type="checkbox"/>		Designer/Stake? Yes <input type="checkbox"/> No <input checked="" type="checkbox"/>		CT/Special Mtr? Yes <input type="checkbox"/> No <input checked="" type="checkbox"/>				INSTALL 157 Lights							
V/O Between Northlake Blvd & Silver Beach Rd, & Old Dixie Hwy and Lake Shore Dr, Lake Park, FL 33403															
PERMIT REQ'D		City		County Rd.		County Air		State Road		FAA		Designed by: Melissa Leyva		Date: 11/11/24	
		WMD		RR Xing		DR. Dist.		Transm.				Drawn by: ML		Dwg No. 9 OF 42	
		Requested Tel. Co. Set Poles ?		YES <input type="checkbox"/> NO <input checked="" type="checkbox"/>		Tele. Attachment Per						Rural Location Sec. ***		TWP. *** S, RGE. *** E.	
		Requested Tel. Co. Transfer ?		YES <input type="checkbox"/> NO <input checked="" type="checkbox"/>		Telephone Co. Job No.						SCALE: N.T.S		St. Lt MAP No. MAP#	
		Request CAVT Transfer?		YES <input type="checkbox"/> NO <input checked="" type="checkbox"/>								Pri Map No. XXXXX			
POLE LINE FEET		0'		DUCT BANK FT.		0'						WR XXXXXXXX		M/A XX	
POLE LINE FT. ON TRANSM. POLES		0'		TRENCH FT.		0'									
TLM/LDS MODEL No.		-		Map Posting? YES <input checked="" type="checkbox"/> NO <input type="checkbox"/>		Posted by:									



****Transmission Permit will be required****

Feeder: 403931

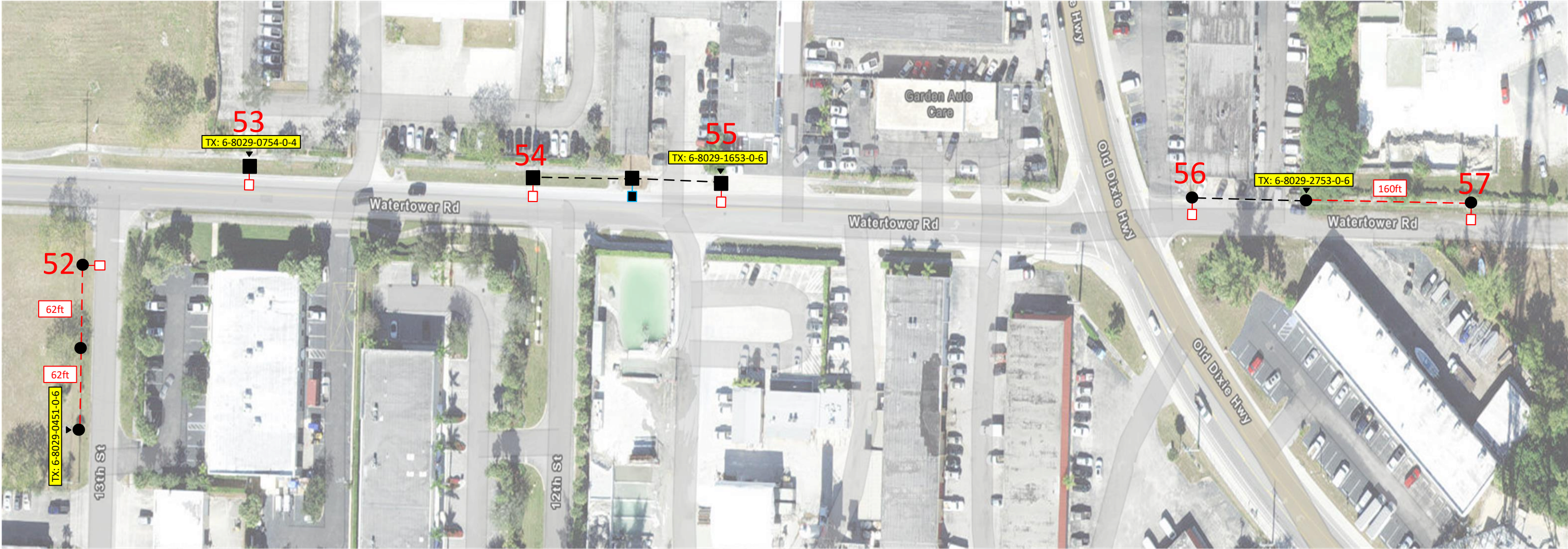
Feeder: 403935

FPL LED Representative: Gladys Reyes

AS-BUILT CREW PRINT				ALL REQUIRED GROUND REFS HAVE BEEN DRIVEN & VERIFIED TO BE WITHIN FPL STANDARDS, VALUES ARE SHOWN AT ALL LOCATIONS.				JOB CERTIFIED COMPLETED AS SHOWN ON THIS AS-BUILT PRINT. MATERIAL CHANGES SHOWN ON RDS				AS-BUILT COPY			
FOREMAN'S SIGNATURE _____ DATE _____				FOREMAN'S SIGNATURE _____ DATE _____				SUPERVISOR'S SIGNATURE _____ DATE _____				INITIALS _____ CERT. DATE _____			
Easement?		Yes <input checked="" type="checkbox"/> No <input type="checkbox"/>		Survey/Stake?		Yes <input checked="" type="checkbox"/> No <input type="checkbox"/>		Work with SMO?		Yes <input type="checkbox"/> No <input checked="" type="checkbox"/>		<div style="display: flex; align-items: center;"> <div style="border: 1px solid black; padding: 5px; margin-right: 10px;">FPL</div> <div> <p style="text-align: center;">Town of Lake Park - Dist Poles</p> <p style="text-align: center;">INSTALL 157 Lights</p> <p style="text-align: center;">V/O Between Northlake Blvd & Silver Beach Rd, & Old Dixie Hwy and Lake Shore Dr, Lake Park, FL 33403</p> </div> </div>			
Tree Work?		Yes <input type="checkbox"/> No <input checked="" type="checkbox"/>		Designer/Stake?		Yes <input type="checkbox"/> No <input checked="" type="checkbox"/>		CT/Special Mtr?		Yes <input type="checkbox"/> No <input checked="" type="checkbox"/>					
PERMIT REQ'D	City	County Rd.	County Air	State Road	FAA										
	WMD	RR Xing	DR. Dist.	Transm.											
Requested Tel. Co. Set Poles ?		YES <input type="checkbox"/> NO <input checked="" type="checkbox"/>		Requested Tel. Co. Transfer ?		YES <input type="checkbox"/> NO <input checked="" type="checkbox"/>		Request CAVT Transfer?		YES <input type="checkbox"/> NO <input checked="" type="checkbox"/>		Designed by: _____ Melissa Leyva _____ Date: 11/11/24			
												Drawn by: ML Check by: _____ Dwg No. 10 OF 42			
POLE LINE FEET 0'				DUCT BANK FT. 0'				Rural Location Sec. *** TWP. *** S, RGE. *** E.							
POLE LINE FT. ON TRANSM. POLES 0'				TRENCH FT. 0'				SCALE: N.T.S. St. Lt MAP No. MAP# Pri Map No. XXXXX							
TLM/LDS MODEL No. -				Map Posting? YES <input checked="" type="checkbox"/> NO <input type="checkbox"/> Posted by: _____				WR XXXXXXXXXX M/A XX							



Total #6 DPX OH: 160ft



Construction Notes:

FPL Contractor to connect to existing OH TX to all locations shown. FPL Contractor to connect to existing #6 DPX OH cables to all locations shown. FPL Contractor to install #6 DPX OH cables to all locations shown.

LOC 52 - 55: Install 1 – ROADWAY – 7,500L – 3000K LED Fixture with an 8ft Arm Bracket on existing distribution pole.

LOC 56 - 57: Install 1 – ROADWAY – 93W - 12,000L – 3000K LED Fixture with an 8ft Arm Bracket on existing distribution pole.

‘CHECK VOLTAGE – CONVERT 480V to 120V or 240V’

On 480V circuits, change the relay prior to installing the lights. Verify the source and amount of lights on that relay.

-Verify fixture is working correctly after installation. Check 120V to terminal blocks.

-Customer is responsible for any restoration incurred.

FPL LED Representative: Gladys Reyes

AS-BUILT CREW PRINT						ALL REQUIRED GROUND RODS HAVE BEEN DRIVEN & VERIFIED TO BE WITHIN FPL STANDARDS, VALUES ARE SHOWN AT ALL LOCATIONS.						JOB CERTIFIED COMPLETED AS SHOWN ON THIS AS-BUILT PRINT. MATERIAL CHANGES SHOWN ON ROS						AS-BUILT COPY																													
FOREMAN'S SIGNATURE						DATE						FOREMAN'S SIGNATURE						DATE						SUPERVISOR'S SIGNATURE						DATE						INITIALS						CERT. DATE					
Easement? Yes <input checked="" type="checkbox"/> No <input type="checkbox"/>						Survey/Stake? Yes <input checked="" type="checkbox"/> No <input type="checkbox"/>						Work with SMO? Yes <input type="checkbox"/> No <input checked="" type="checkbox"/>						FPL						Town of Lake Park - Dist Poles INSTALL 157 Lights V/O Between Northlake Blvd & Silver Beach Rd, & Old Dixie Hwy and Lake Shore Dr, Lake Park, FL 33403																							
Tree Work? Yes <input type="checkbox"/> No <input checked="" type="checkbox"/>						Designer/Stake? Yes <input type="checkbox"/> No <input checked="" type="checkbox"/>						CT/Special Mtr? Yes <input type="checkbox"/> No <input checked="" type="checkbox"/>																																			
PERMIT REQ'D		City		County Rd.		County Air		State Road		FAA		WMD		RR Xing		DR. Dist.		Transm.		Tele. Attachment Per		Designed by:		Melissa Leyva		Date:		11/11/24																			
Requested Tel. Co. Set Poles ?		YES		NO		YES		NO		YES		NO		YES		NO		YES		NO		Requested Tel. Co. Transfer ?		YES		NO		YES		NO																	
Request CAVT Transfer?		YES		NO		YES		NO		YES		NO		YES		NO		YES		NO		Telephone Co. Job No.		Drawn by:		ML		Check by:		Dwg No.																	
POLE LINE FEET		0'		DUCT BANK FT.		0'		POLE LINE FT. ON TRANSM. POLES		0'		TRENCH FT.		0'		Rural Location Sec.		***		TWP.		***		S,		RGE.		***		E.																	
SCALE:		N.T.S		St. Lt MAP No.		MAP#		Pri Map No.		XXXXX		WR		XXXXXXXXX		M/A		XX																													
TLM/LDS MODEL No.		-		Map Posting?		YES		NO		NO		Posted by:		WR		XXXXXXXXX		M/A		XX																											



Construction Notes:

FPL Contractor to connect to existing OH TX to all locations shown. FPL Contractor to connect to existing #6 DPX OH cables to all locations shown. FPL Contractor to install #6 DPX OH cables to all locations shown.

LOC 60 - 61: Install 1 – ROADWAY – 7,500L – 3000K LED Fixture with an 8ft Arm Bracket on existing distribution pole.

LOC 58 - 59: Install 1 – ROADWAY – 93W - 12,000L – 3000K LED Fixture with an 8ft Arm Bracket on existing distribution pole.

‘CHECK VOLTAGE – CONVERT 480V to 120V or 240V’

On 480V circuits, change the relay prior to installing the lights. Verify the source and amount of lights on that relay.

-Verify fixture is working correctly after installation. Check 120V to terminal blocks.

-Customer is responsible for any restoration incurred.

FPL LED Representative: Gladys Reyes

Feeder: 403935

AS-BUILT CREW PRINT				ALL REQUIRED GROUND RODS HAVE BEEN DRIVEN & VERIFIED TO BE WITHIN FPL STANDARDS, VALUES ARE SHOWN AT ALL LOCATIONS.				JOB CERTIFIED COMPLETED AS SHOWN ON THIS AS-BUILT PRINT. MATERIAL CHANGES SHOWN ON ROS				AS-BUILT COPY																															
FOREMAN'S SIGNATURE _____				DATE _____				FOREMAN'S SIGNATURE _____				DATE _____				SUPERVISOR'S SIGNATURE _____				DATE _____				INITIALS _____				CERT. DATE _____															
Easement? Yes <input checked="" type="checkbox"/> No <input type="checkbox"/>				Survey/Stake? Yes <input checked="" type="checkbox"/> No <input type="checkbox"/>				Work with SMO? Yes <input type="checkbox"/> No <input checked="" type="checkbox"/>				FPL				Town of Lake Park - Dist Poles																											
Tree Work? Yes <input type="checkbox"/> No <input checked="" type="checkbox"/>				Designer/Stake? Yes <input type="checkbox"/> No <input checked="" type="checkbox"/>				CT/Special Mtr? Yes <input type="checkbox"/> No <input checked="" type="checkbox"/>								INSTALL 157 Lights																											
PERMIT REQ'D				City				County Rd.				County Air				State Road				FAA				V/O Between Northlake Blvd & Silver Beach Rd, & Old Dixie Hwy and Lake Shore Dr, Lake Park, FL 33403																			
				WMD				RR Xing				DR. Dist.				Transm.																											
Requested Tel. Co. Set Poles ?				YES <input type="checkbox"/> NO <input checked="" type="checkbox"/>				Tele. Attachment Per								Designed by:				Melissa Leyva				Date:				11/11/24															
Requested Tel. Co. Transfer ?				YES <input type="checkbox"/> NO <input checked="" type="checkbox"/>				Telephone Co. Job No.								Drawn by:				ML				Check by:				Dwg No.				12 OF 42											
Request CAVT Transfer?				YES <input type="checkbox"/> NO <input checked="" type="checkbox"/>												Rural Location Sec.				***				TWP.				***				S, RGE.				***				E.			
POLE LINE FEET				0'				DUCT BANK FT.				0'				SCALE:				N.T.S				St. Lt MAP No.				MAP#				Pri Map No.				XXXXX							
POLE LINE FT. ON TRANSM. POLES				0'				TRENCH FT.				0'				WR				XXXXXXXXX												M/A				XX							
TLM/LDS MODEL No.				-				Map Posting?				YES <input checked="" type="checkbox"/> NO <input type="checkbox"/>				Posted by:																											

Total #6 DPX OH: 107ft



Construction Notes:

FPL Contractor to connect to existing OH TX to all locations shown. FPL Contractor to connect to existing #6 DPX OH cables to all locations shown. FPL Contractor to install #6 DPX OH cables to all locations shown.
LOC 63 - 65: Install 1 – ROADWAY – 59W - 7,500L – 3000K LED Fixture with an 8ft Arm Bracket on existing distribution pole.
LOC 62: Install 1 – ROADWAY – 93W - 12,000L – 3000K LED Fixture with an 8ft Arm Bracket on existing distribution pole.

‘CHECK VOLTAGE – CONVERT 480V to 120V or 240V’
On 480V circuits, change the relay prior to installing the lights. Verify the source and amount of lights on that relay.
-Verify fixture is working correctly after installation. Check 120V to terminal blocks.
-Customer is responsible for any restoration incurred.

FPL LED Representative: Gladys Reyes

Feeder: 403932

AS-BUILT CREW PRINT		ALL REQUIRED GROUND RODS HAVE BEEN DRIVEN & VERIFIED TO BE WITHIN FPL STANDARDS, VALUES ARE SHOWN AT ALL LOCATIONS.		JOB CERTIFIED COMPLETED AS SHOWN ON THIS AS-BUILT PRINT. MATERIAL CHANGES SHOWN ON ROS		AS-BUILT COPY	
FOREMAN'S SIGNATURE _____ DATE _____		FOREMAN'S SIGNATURE _____ DATE _____		SUPERVISOR'S SIGNATURE _____ DATE _____		INITIALS _____ CERT. DATE _____	
Easement? Yes <input checked="" type="checkbox"/> No <input type="checkbox"/>		Survey/Stake? Yes <input checked="" type="checkbox"/> No <input type="checkbox"/>		Work with SMO? Yes <input type="checkbox"/> No <input checked="" type="checkbox"/>		FPL Town of Lake Park - Dist Poles INSTALL 157 Lights V/O Between Northlake Blvd & Silver Beach Rd, & Old Dixie Hwy and Lake Shore Dr, Lake Park, FL 33403	
Tree Work? Yes <input type="checkbox"/> No <input checked="" type="checkbox"/>		Designer/Stake? Yes <input type="checkbox"/> No <input checked="" type="checkbox"/>		CT/Special Mtr? Yes <input type="checkbox"/> No <input checked="" type="checkbox"/>			
PERMIT REQ'D	City	County Rd.	County Air	State Road	FAA	Designed by: Melissa Leyva Date: 11/11/24 Drawn by: ML Check by: Dwg No. 13 OF 42	
	WMD	RR Xing	DR. Dist.	Transm.			
Requested Tel. Co. Set Poles ? YES <input type="checkbox"/> NO <input checked="" type="checkbox"/>		Requested Tel. Co. Transfer ? YES <input type="checkbox"/> NO <input checked="" type="checkbox"/>		Request CAVT Transfer? YES <input type="checkbox"/> NO <input checked="" type="checkbox"/>		Rural Location Sec. *** TWP. *** S, RGE. *** E.	
POLE LINE FEET 0'		DUCT BANK FT. 0'		TRENCH FT. 0'		SCALE: N.T.S St. Lt MAP No. MAP# Pri Map No. XXXXX	
TLM/LDS MODEL No. -		Map Posting? YES <input checked="" type="checkbox"/> NO <input type="checkbox"/>		Posted by:		WR XXXXXXXX M/A XX	



Construction Notes:

FPL Contractor to connect to existing OH TX to all locations shown. FPL Contractor to connect to existing #6 DPX OH cables to all locations shown. FPL Contractor to install #6 DPX OH cables to all locations shown.
LOC 66: Install 1 – ROADWAY – 93W - 12,000L – 3000K LED Fixture with an 8ft Arm Bracket on existing distribution pole.

- ‘CHECK VOLTAGE – CONVERT 480V to 120V or 240V’
On 480V circuits, change the relay prior to installing the lights. Verify the source and amount of lights on that relay.
-Verify fixture is working correctly after installation. Check 120V to terminal blocks.
-Customer is responsible for any restoration incurred.

FPL LED Representative: Gladys Reyes

Feeder: 403935

AS-BUILT CREW PRINT				ALL REQUIRED GROUND RODS HAVE BEEN DRIVEN & VERIFIED TO BE WITHIN FPL STANDARDS, VALUES ARE SHOWN AT ALL LOCATIONS.				JOB CERTIFIED COMPLETED AS SHOWN ON THIS AS-BUILT PRINT. MATERIAL CHANGES SHOWN ON ROS				AS-BUILT COPY																			
FOREMAN'S SIGNATURE _____				DATE _____				FOREMAN'S SIGNATURE _____				DATE _____				SUPERVISOR'S SIGNATURE _____				DATE _____				INITIALS _____				CERT. DATE _____			
Easement?		Yes <input checked="" type="checkbox"/> No <input type="checkbox"/>		Survey/Stake?		Yes <input checked="" type="checkbox"/> No <input type="checkbox"/>		Work with SMO?		Yes <input type="checkbox"/> No <input checked="" type="checkbox"/>		FPL		Town of Lake Park - Dist Poles INSTALL 157 Lights V/O Between Northlake Blvd & Silver Beach Rd, & Old Dixie Hwy and Lake Shore Dr, Lake Park, FL 33403																	
Tree Work?		Yes <input type="checkbox"/> No <input checked="" type="checkbox"/>		Designer/Stake?		Yes <input type="checkbox"/> No <input checked="" type="checkbox"/>		CT/Special Mtr?		Yes <input type="checkbox"/> No <input checked="" type="checkbox"/>																					
PERMIT REQ'D	City	County Rd.		County Air		State Road		FAA		Designed by: Melissa Leyva Date: 11/11/24 Drawn by: ML Check by: Dwg No. 14 OF 42 Rural Location Sec. *** TWP. *** S, RGE. *** E. SCALE: N.T.S St. Lt MAP No. MAP# Pri Map No. XXXXX WR XXXXXXXX M/A XX																					
	WMD	RR Xing		DR. Dist.		Transm.																									
Requested Tel. Co. Set Poles ?		YES <input type="checkbox"/> NO <input checked="" type="checkbox"/>		Requested Tel. Co. Transfer ?		YES <input type="checkbox"/> NO <input checked="" type="checkbox"/>		Request CAVT Transfer?		YES <input type="checkbox"/> NO <input checked="" type="checkbox"/>		Tele. Attachment Per _____ Telephone Co. Job No. _____																			
POLE LINE FEET		0'		DUCT BANK FT.		0'		TRENCH FT.		0'																					
TLM/LDS MODEL No.		-		Map Posting?		YES <input checked="" type="checkbox"/> NO <input type="checkbox"/>		Posted by:																							



Total #6 DPX OH: 497ft

☐ INACCESSIBLE ☒ 13 kV ☐ FUTURE 23 kV ☐ 23 kV ☐ SALT SPRAY ☐



Construction Notes:

FPL Contractor to connect to existing OH TX to all locations shown. FPL Contractor to connect to existing #6 DPX OH cables to all locations shown. FPL Contractor to install #6 DPX OH cables to all locations shown.
LOC 67 - 69: Install 1 – ROADWAY – 59W - 7,500L – 3000K LED Fixture with an 8ft Arm Bracket on existing distribution pole.
LOC 70 - 72: Install 1 – ROADWAY – 93W - 12,000L – 3000K LED Fixture with an 8ft Arm Bracket on existing distribution pole.

‘CHECK VOLTAGE – CONVERT 480V to 120V or 240V’

On 480V circuits, change the relay prior to installing the lights. Verify the source and amount of lights on that relay.

-Verify fixture is working correctly after installation. Check 120V to terminal blocks.

-Customer is responsible for any restoration incurred.

FPL LED Representative: Gladys Reyes

Transmission Permit will be required

Feeder: 403932

AS-BUILT CREW PRINT				ALL REQUIRED GROUND RODS HAVE BEEN DRIVEN & VERIFIED TO BE WITHIN FPL STANDARDS, VALUES ARE SHOWN AT ALL LOCATIONS.				JOB CERTIFIED COMPLETED AS SHOWN ON THIS AS-BUILT PRINT. MATERIAL CHANGES SHOWN ON ROS				AS-BUILT COPY			
FOREMAN'S SIGNATURE _____ DATE _____				FOREMAN'S SIGNATURE _____ DATE _____				SUPERVISOR'S SIGNATURE _____ DATE _____				INITIALS _____ CERT. DATE _____			
Easement? Yes <input checked="" type="checkbox"/> No <input type="checkbox"/>		Survey/Stake? Yes <input checked="" type="checkbox"/> No <input type="checkbox"/>		Work with SMO? Yes <input type="checkbox"/> No <input checked="" type="checkbox"/>		FPL		Town of Lake Park - Dist Poles							
Tree Work? Yes <input type="checkbox"/> No <input checked="" type="checkbox"/>		Designer/Stake? Yes <input type="checkbox"/> No <input checked="" type="checkbox"/>		CT/Special Mtr? Yes <input type="checkbox"/> No <input checked="" type="checkbox"/>				INSTALL 157 Lights							
V/O Between Northlake Blvd & Silver Beach Rd, & Old Dixie Hwy and Lake Shore Dr, Lake Park, FL 33403															
PERMIT REQ'D		City		County Rd.		County Air		State Road		FAA		Designed by: Melissa Leyva		Date: 11/11/24	
		WMD		RR Xing		DR. Dist.		Transm.				Drawn by: ML		Dwg No. 15 OF 42	
		Requested Tel. Co. Set Poles ?		YES <input type="checkbox"/> NO <input checked="" type="checkbox"/>		Tele. Attachment Per						Rural Location Sec. ***		TWP. *** S, RGE. *** E.	
		Requested Tel. Co. Transfer ?		YES <input type="checkbox"/> NO <input checked="" type="checkbox"/>		Telephone Co. Job No.						SCALE: N.T.S		St. Lt MAP No. MAP#	
		Request CAVT Transfer?		YES <input type="checkbox"/> NO <input checked="" type="checkbox"/>								Pri Map No. XXXXX			
POLE LINE FEET		0'		DUCT BANK FT.		0'									
POLE LINE FT. ON TRANSM. POLES		0'		TRENCH FT.		0'									
TLM/LDS MODEL No.		-		Map Posting?		YES <input checked="" type="checkbox"/> NO <input type="checkbox"/>		Posted by:				WR XXXXXXXX		M/A XX	



Feeder: 403933

Construction Notes:

FPL Contractor to connect to existing OH TX to all locations shown. FPL Contractor to connect to existing #6 DPX OH cables to all locations shown. FPL Contractor to install #6 DPX OH cables to all locations shown.
LOC 73 - 74: Install 1 – ROADWAY – 59W - 7,500L – 3000K LED Fixture with an 8ft Arm Bracket on existing distribution pole.

‘CHECK VOLTAGE – CONVERT 480V to 120V or 240V’
On 480V circuits, change the relay prior to installing the lights. Verify the source and amount of lights on that relay.
-Verify fixture is working correctly after installation. Check 120V to terminal blocks.
-Customer is responsible for any restoration incurred.

FPL LED Representative: Gladys Reyes

AS-BUILT CREW PRINT				ALL REQUIRED GROUND RODS HAVE BEEN DRIVEN & VERIFIED TO BE WITHIN FPL STANDARDS, VALUES ARE SHOWN AT ALL LOCATIONS.				JOB CERTIFIED COMPLETED AS SHOWN ON THIS AS-BUILT PRINT. MATERIAL CHANGES SHOWN ON ROS				AS-BUILT COPY																			
FOREMAN'S SIGNATURE _____				DATE _____				FOREMAN'S SIGNATURE _____				DATE _____				SUPERVISOR'S SIGNATURE _____				DATE _____				INITIALS _____				CERT. DATE _____			
Easement? Yes <input checked="" type="checkbox"/> No <input type="checkbox"/>				Survey/Stake? Yes <input checked="" type="checkbox"/> No <input type="checkbox"/>				Work with SMO? Yes <input type="checkbox"/> No <input checked="" type="checkbox"/>				FPL				Town of Lake Park - Dist Poles INSTALL 157 Lights V/O Between Northlake Blvd & Silver Beach Rd, & Old Dixie Hwy and Lake Shore Dr, Lake Park, FL 33403															
Tree Work? Yes <input type="checkbox"/> No <input checked="" type="checkbox"/>				Designer/Stake? Yes <input type="checkbox"/> No <input checked="" type="checkbox"/>				CT/Special Mtr? Yes <input type="checkbox"/> No <input checked="" type="checkbox"/>																							
PERMIT REQ'D		City		County Rd.		County Air		State Road		FAA		Designed by: Melissa Leyva Date: 11/11/24 Drawn by: ML Check by: Dwg No. 16 OF 42 Rural Location Sec. *** TWP. *** S, RGE. *** E. SCALE: N.T.S St. Lt MAP No. MAP# Pri Map No. XXXXX WR XXXXXXXX M/A XX																			
WMD		RR Xing		DR. Dist.		Transm.		Tele. Attachment Per		Telephone Co. Job No.																					
Requested Tel. Co. Set Poles ? YES <input type="checkbox"/> NO <input checked="" type="checkbox"/>				Requested Tel. Co. Transfer ? YES <input type="checkbox"/> NO <input checked="" type="checkbox"/>				Request CAVT Transfer? YES <input type="checkbox"/> NO <input checked="" type="checkbox"/>																							
POLE LINE FEET 0'				DUCT BANK FT. 0'																											
POLE LINE FT. ON TRANSM. POLES 0'				TRENCH FT. 0'																											
TLM/LDS MODEL No. -				Map Posting? YES <input checked="" type="checkbox"/> NO <input type="checkbox"/>				Posted by:																							

Total #6 DPX OH: 510ft



☐ INACCESSIBLE ☒ 13 kV ☐ FUTURE 23 kV ☐ 23 kV ☐ SALT SPRAY ☐

Construction Notes:

FPL Contractor to connect to existing OH TX to all locations shown. FPL Contractor to connect to existing #6 DPX OH cables to all locations shown. FPL Contractor to install #6 DPX OH cables to all locations shown.
LOC 76, 77 & 79: Install 1 – ROADWAY – 59W - 7,500L – 3000K LED Fixture with an 8ft Arm Bracket on existing distribution pole.
LOC 78, 80 & 81: Install 1 – ROADWAY – 93W - 12,000L – 3000K LED Fixture with an 8ft Arm Bracket on existing distribution pole.

‘CHECK VOLTAGE – CONVERT 480V to 120V or 240V’
On 480V circuits, change the relay prior to installing the lights. Verify the source and amount of lights on that relay.
-Verify fixture is working correctly after installation. Check 120V to terminal blocks.
-Customer is responsible for any restoration incurred.

FPL LED Representative: Gladys Reyes

Feeder: 403934

AS-BUILT CREW PRINT				ALL REQUIRED GROUND RODS HAVE BEEN DRIVEN & VERIFIED TO BE WITHIN FPL STANDARDS, VALUES ARE SHOWN AT ALL LOCATIONS.				JOB CERTIFIED COMPLETED AS SHOWN ON THIS AS-BUILT PRINT. MATERIAL CHANGES SHOWN ON ROS				AS-BUILT COPY																			
FOREMAN'S SIGNATURE _____				DATE _____				FOREMAN'S SIGNATURE _____				DATE _____				SUPERVISOR'S SIGNATURE _____				DATE _____				INITIALS _____				CERT. DATE _____			
Easement?		Yes <input checked="" type="checkbox"/> No <input type="checkbox"/>		Survey/Stake?		Yes <input checked="" type="checkbox"/> No <input type="checkbox"/>		Work with SMO?		Yes <input type="checkbox"/> No <input checked="" type="checkbox"/>		FPL		Town of Lake Park - Dist Poles INSTALL 157 Lights V/O Between Northlake Blvd & Silver Beach Rd, & Old Dixie Hwy and Lake Shore Dr, Lake Park, FL 33403																	
Tree Work?		Yes <input type="checkbox"/> No <input checked="" type="checkbox"/>		Designer/Stake?		Yes <input type="checkbox"/> No <input checked="" type="checkbox"/>		CT/Special Mtr?		Yes <input type="checkbox"/> No <input checked="" type="checkbox"/>																					
PERMIT REQ'D	City		County Rd.		County Air		State Road		FAA		Designed by: Melissa Leyva Date: 11/11/24 Drawn by: ML Check by: Dwg No. 17 OF 42 Rural Location Sec. *** TWP. *** S, RGE. *** E. SCALE: N.T.S St. Lt MAP No. MAP# Pri Map No. XXXXX WR XXXXXXXX M/A XX																				
	WMD		RR Xing		DR. Dist.		Transm.																								
Requested Tel. Co. Set Poles ?		YES <input type="checkbox"/> NO <input checked="" type="checkbox"/>		Requested Tel. Co. Transfer ?		YES <input type="checkbox"/> NO <input checked="" type="checkbox"/>		Request CAVT Transfer?		YES <input type="checkbox"/> NO <input checked="" type="checkbox"/>		Tele. Attachment Per _____																			
POLE LINE FEET		0'		DUCT BANK FT.		0'		POLE LINE FT. ON TRANSM. POLES		0'		TRENCH FT.		0'																	
TLM/LDS MODEL No.		-		Map Posting?		YES <input checked="" type="checkbox"/> NO <input type="checkbox"/>		Posted by:																							



☐ INACCESSIBLE ☒ 13 kV ☐ FUTURE 23 kV ☐ 23 kV ☐ SALT SPRAY ☐ _____

Construction Notes:

FPL Contractor to connect to existing OH TX to all locations shown. FPL Contractor to connect to existing #6 DPX OH cables to all locations shown. FPL Contractor to install #6 DPX OH cables to all locations shown.
LOC 82 - 84: Install 1 – ROADWAY – 93W - 12,000L – 3000K LED Fixture with an 8ft Arm Bracket on existing distribution pole.

‘CHECK VOLTAGE – CONVERT 480V to 120V or 240V’

On 480V circuits, change the relay prior to installing the lights. Verify the source and amount of lights on that relay.

-Verify fixture is working correctly after installation. Check 120V to terminal blocks.

-Customer is responsible for any restoration incurred.

FPL LED Representative: Gladys Reyes

Feeder: 403934

AS-BUILT CREW PRINT				ALL REQUIRED GROUND RODS HAVE BEEN DRIVEN & VERIFIED TO BE WITHIN FPL STANDARDS, VALUES ARE SHOWN AT ALL LOCATIONS.				JOB CERTIFIED COMPLETED AS SHOWN ON THIS AS-BUILT PRINT. MATERIAL CHANGES SHOWN ON ROS				AS-BUILT COPY																			
FOREMAN'S SIGNATURE _____				DATE _____				FOREMAN'S SIGNATURE _____				DATE _____				SUPERVISOR'S SIGNATURE _____				DATE _____				INITIALS _____				CERT. DATE _____			
Easement?		Yes <input checked="" type="checkbox"/> No <input type="checkbox"/>		Survey/Stake?		Yes <input checked="" type="checkbox"/> No <input type="checkbox"/>		Work with SMO?		Yes <input type="checkbox"/> No <input checked="" type="checkbox"/>		FPL		Town of Lake Park - Dist Poles INSTALL 157 Lights V/O Between Northlake Blvd & Silver Beach Rd, & Old Dixie Hwy and Lake Shore Dr, Lake Park, FL 33403																	
Tree Work?		Yes <input type="checkbox"/> No <input checked="" type="checkbox"/>		Designer/Stake?		Yes <input type="checkbox"/> No <input checked="" type="checkbox"/>		CT/Special Mtr?		Yes <input type="checkbox"/> No <input checked="" type="checkbox"/>																					
PERMIT REQ'D	City	County Rd.		County Air		State Road		FAA		Designed by: Melissa Leyva Date: 11/11/24 Drawn by: ML Check by: Dwg No. 18 OF 42 Rural Location Sec. *** TWP. *** S, RGE. *** E. SCALE: N.T.S St. Lt MAP No. MAP# Pri Map No. XXXXX WR XXXXXXXX M/A XX																					
	WMD	RR Xing		DR. Dist.		Transm.																									
Requested Tel. Co. Set Poles ?		YES <input type="checkbox"/> NO <input checked="" type="checkbox"/>		Requested Tel. Co. Transfer ?		YES <input type="checkbox"/> NO <input checked="" type="checkbox"/>		Request CAVT Transfer?		YES <input type="checkbox"/> NO <input checked="" type="checkbox"/>		Tele. Attachment Per _____																			
POLE LINE FEET		0'		DUCT BANK FT.		0'		Telephone Co. Job No. _____																							
POLE LINE FT. ON TRANSM. POLES		0'		TRENCH FT.		0'																									
TLM/LDS MODEL No.		-		Map Posting?		YES <input checked="" type="checkbox"/> NO <input type="checkbox"/>		Posted by:																							



Construction Notes:

FPL Contractor to connect to existing OH TX to all locations shown. FPL Contractor to connect to existing #6 DPX OH cables to all locations shown. FPL Contractor to install #6 DPX OH cables to all locations shown.

LOC 85, 86, 87, 89 & 90: Install 1 – ROADWAY – 59W - 7,500L – 3000K LED Fixture with an 8ft Arm Bracket on existing distribution pole.

LOC 88: Install 1 – ROADWAY – 93W - 12,000L – 3000K LED Fixture with an 8ft Arm Bracket on existing distribution pole.

‘CHECK VOLTAGE – CONVERT 480V to 120V or 240V’

On 480V circuits, change the relay prior to installing the lights. Verify the source and amount of lights on that relay.

-Verify fixture is working correctly after installation. Check 120V to terminal blocks.

-Customer is responsible for any restoration incurred.

FPL LED Representative: Gladys Reyes

AS-BUILT CREW PRINT		ALL REQUIRED GROUND RODS HAVE BEEN DRIVEN & VERIFIED TO BE WITHIN FPL STANDARDS, VALUES ARE SHOWN AT ALL LOCATIONS.		JOB CERTIFIED COMPLETED AS SHOWN ON THIS AS-BUILT PRINT. MATERIAL CHANGES SHOWN ON ROS		AS-BUILT COPY	
FOREMAN'S SIGNATURE _____ DATE _____		FOREMAN'S SIGNATURE _____ DATE _____		SUPERVISOR'S SIGNATURE _____ DATE _____		INITIALS _____ CERT. DATE _____	
Easement? Yes <input checked="" type="checkbox"/> No <input type="checkbox"/>		Survey/Stake? Yes <input checked="" type="checkbox"/> No <input type="checkbox"/>		Work with SMO? Yes <input type="checkbox"/> No <input checked="" type="checkbox"/>		<div>FPL</div> <div>Town of Lake Park - Dist Poles</div> <div>INSTALL 157 Lights</div> <div>V/O Between Northlake Blvd & Silver Beach Rd, & Old Dixie Hwy and Lake Shore Dr, Lake Park, FL 33403</div>	
Tree Work? Yes <input type="checkbox"/> No <input checked="" type="checkbox"/>		Designer/Stake? Yes <input type="checkbox"/> No <input checked="" type="checkbox"/>		CT/Special Mtr? Yes <input type="checkbox"/> No <input checked="" type="checkbox"/>			
PERMIT REQ'D City _____ County Rd. _____		County Air _____ State Road _____ FAA _____		DR. Dist. _____ Transm. _____			
Requested Tel. Co. Set Poles ? YES <input type="checkbox"/> NO <input checked="" type="checkbox"/>		Requested Tel. Co. Transfer ? YES <input type="checkbox"/> NO <input checked="" type="checkbox"/>		Request CAVT Transfer? YES <input type="checkbox"/> NO <input checked="" type="checkbox"/>		Tele. Attachment Per _____ Telephone Co. Job No. _____	
POLE LINE FEET 0'		DUCT BANK FT. 0'		Rural Location Sec. *** TWP. *** S, RGE. *** E.		Designed by: Melissa Leyva Date: 11/11/24	
POLE LINE FT. ON TRANSM. POLES 0'		TRENCH FT. 0'		SCALE: N.T.S		Drawn by: ML Check by: Dwg No. 19 OF 42	
TLM/LDS MODEL No. -		Map Posting? YES <input checked="" type="checkbox"/> NO <input type="checkbox"/> Posted by:		St. Lt MAP No. MAP#		Pri Map No. XXXXX	
				WR XXXXXXXXX		M/A XX	

Page L-27

Total #6 DPX OH: 76ft

N

INACCESSIBLE

✕

13 kV

FUTURE 23 kV

23 kV

SALT SPRAY

Construction Notes:

FPL Contractor to connect to existing OH TX to all locations shown. FPL Contractor to connect to existing #6 DPX OH cables to all locations shown. FPL Contractor to install #6 DPX OH cables to all locations shown. LOC 93 & 94: Install 1 – ROADWAY – 59W - 7,500L – 3000K LED Fixture with an 8ft Arm Bracket on existing distribution pole. LOC 91 & 92: Install 1 – ROADWAY – 93W - 12,000L – 3000K LED Fixture with an 8ft Arm Bracket on existing distribution pole.

‘CHECK VOLTAGE – CONVERT 480V to 120V or 240V’
On 480V circuits, change the relay prior to installing the lights. Verify the source and amount of lights on that relay.
-Verify fixture is working correctly after installation. Check 120V to terminal blocks.
-Customer is responsible for any restoration incurred.

Feeder: 403932

FPL LED Representative: Gladys Reyes

AS-BUILT CREW PRINT		ALL REQUIRED GROUND RODS HAVE BEEN DRIVEN & VERIFIED TO BE WITHIN FPL STANDARDS, VALUES ARE SHOWN AT ALL LOCATIONS.		JOB CERTIFIED COMPLETED AS SHOWN ON THIS AS-BUILT PRINT. MATERIAL CHANGES SHOWN ON ROS		AS-BUILT COPY	
FOREMAN'S SIGNATURE _____ DATE _____		FOREMAN'S SIGNATURE _____ DATE _____		SUPERVISOR'S SIGNATURE _____ DATE _____		INITIALS _____ CERT. DATE _____	
Easement? Yes <input checked="" type="checkbox"/> No <input type="checkbox"/>		Survey/Stake? Yes <input checked="" type="checkbox"/> No <input type="checkbox"/>		Work with SMO? Yes <input type="checkbox"/> No <input checked="" type="checkbox"/>		FPL Town of Lake Park - Dist Poles INSTALL 157 Lights V/O Between Northlake Blvd & Silver Beach Rd, & Old Dixie Hwy and Lake Shore Dr, Lake Park, FL 33403	
Tree Work? Yes <input type="checkbox"/> No <input checked="" type="checkbox"/>		Designer/Stake? Yes <input type="checkbox"/> No <input checked="" type="checkbox"/>		CT/Special Mtr? Yes <input type="checkbox"/> No <input checked="" type="checkbox"/>			
PERMIT REQ'D	City	County Rd.	County Air	State Road	FAA	Designed by: Melissa Leyva Date: 11/11/24 Drawn by: ML Check by: Dwg No. 20 OF 42 Rural Location Sec. *** TWP. *** S, RGE. *** E. SCALE: N.T.S St. Lt MAP No. MAP# Pri Map No. XXXXX WR XXXXXXXX M/A XX	
	WMD	RR Xing	DR. Dist.	Transm.			
Requested Tel. Co. Set Poles ? YES <input type="checkbox"/> NO <input checked="" type="checkbox"/>		Requested Tel. Co. Transfer ? YES <input type="checkbox"/> NO <input checked="" type="checkbox"/>		Request CAVT Transfer? YES <input type="checkbox"/> NO <input checked="" type="checkbox"/>			
POLE LINE FEET 0'		DUCT BANK FT. 0'		Telephone Co. Job No. _____			
POLE LINE FT. ON TRANSM. POLES 0'		TRENCH FT. 0'					
TLM/LDS MODEL No. -		Map Posting? YES <input checked="" type="checkbox"/> NO <input type="checkbox"/>		Posted by: _____			



☐ INACCESSIBLE ☒ 13 kV ☐ FUTURE 23 kV ☐ 23 kV ☐ SALT SPRAY ☐ _____

****Transmission Permit will be required****

Construction Notes:
FPL Contractor to connect to existing OH TX to all locations shown. FPL Contractor to connect to existing #6 DPX OH cables to all locations shown. FPL Contractor to install #6 DPX OH cables to all locations shown.
LOC 95 - 99: Install 1 – ROADWAY – 59W - 7,500L – 3000K LED Fixture with an 8ft Arm Bracket on existing distribution pole.
LOC 100 - 102: Install 1 – ROADWAY – 93W - 12,000L – 3000K LED Fixture with an 8ft Arm Bracket on existing distribution pole.

‘CHECK VOLTAGE – CONVERT 480V to 120V or 240V’
On 480V circuits, change the relay prior to installing the lights. Verify the source and amount of lights on that relay.
-Verify fixture is working correctly after installation. Check 120V to terminal blocks.
-Customer is responsible for any restoration incurred.

FPL LED Representative: Gladys Reyes

Feeder: 403932

AS-BUILT CREW PRINT				ALL REQUIRED GROUND RODS HAVE BEEN DRIVEN & VERIFIED TO BE WITHIN FPL STANDARDS, VALUES ARE SHOWN AT ALL LOCATIONS.				JOB CERTIFIED COMPLETED AS SHOWN ON THIS AS-BUILT PRINT. MATERIAL CHANGES SHOWN ON ROS				AS-BUILT COPY																			
FOREMAN'S SIGNATURE _____				DATE _____				FOREMAN'S SIGNATURE _____				DATE _____				SUPERVISOR'S SIGNATURE _____				DATE _____				INITIALS _____				CERT. DATE _____			
Easement?		Yes <input checked="" type="checkbox"/> No <input type="checkbox"/>		Survey/Stake?		Yes <input checked="" type="checkbox"/> No <input type="checkbox"/>		Work with SMO?		Yes <input type="checkbox"/> No <input checked="" type="checkbox"/>		FPL		Town of Lake Park - Dist Poles INSTALL 157 Lights V/O Between Northlake Blvd & Silver Beach Rd, & Old Dixie Hwy and Lake Shore Dr, Lake Park, FL 33403																	
Tree Work?		Yes <input type="checkbox"/> No <input checked="" type="checkbox"/>		Designer/Stake?		Yes <input type="checkbox"/> No <input checked="" type="checkbox"/>		CT/Special Mtr?		Yes <input type="checkbox"/> No <input checked="" type="checkbox"/>																					
PERMIT REQ'D	City		County Rd.		County Air		State Road		FAA																						
	WMD		RR Xing		DR. Dist.		Transm.																								
Requested Tel. Co. Set Poles ?		YES <input type="checkbox"/> NO <input checked="" type="checkbox"/>		Requested Tel. Co. Transfer ?		YES <input type="checkbox"/> NO <input checked="" type="checkbox"/>		Request CAVT Transfer?		YES <input type="checkbox"/> NO <input checked="" type="checkbox"/>		Tele. Attachment Per _____		Designed by:		Melissa Leyva		Date:		11/11/24											
												Telephone Co. Job No. _____		Drawn by:		ML		Check by:		Dwg No. 21 OF 42											
POLE LINE FEET		0'		DUCT BANK FT.		0'		Rural Location Sec.		*** TWP. ***		S, RGE. ***		E.																	
POLE LINE FT. ON TRANSM. POLES		0'		TRENCH FT.		0'		SCALE:		N.T.S		St. Lt MAP No. MAP#		Pri Map No. XXXXX																	
TLM/LDS MODEL No.		-		Map Posting?		YES <input checked="" type="checkbox"/> NO <input type="checkbox"/>		Posted by:		WR XXXXXXXX						M/A		XX													



☐ INACCESSIBLE ☒ 13 kV ☐ FUTURE 23 kV ☐ 23 kV ☐ SALT SPRAY ☐

Construction Notes:

FPL Contractor to connect to existing OH TX to all locations shown. FPL Contractor to connect to existing #6 DPX OH cables to all locations shown. FPL Contractor to install #6 DPX OH cables to all locations shown.
LOC 103 & 104: Install 1 – ROADWAY – 59W - 7,500L – 3000K LED Fixture with an 8ft Arm Bracket on existing distribution pole.
LOC 105: Install 1 – ROADWAY – 93W - 12,000L – 3000K LED Fixture with an 8ft Arm Bracket on existing distribution pole.

‘CHECK VOLTAGE – CONVERT 480V to 120V or 240V’
On 480V circuits, change the relay prior to installing the lights. Verify the source and amount of lights on that relay.
-Verify fixture is working correctly after installation. Check 120V to terminal blocks.
-Customer is responsible for any restoration incurred.

FPL LED Representative: Gladys Reyes

Feeder: 403932

AS-BUILT CREW PRINT				ALL REQUIRED GROUND RODS HAVE BEEN DRIVEN & VERIFIED TO BE WITHIN FPL STANDARDS, VALUES ARE SHOWN AT ALL LOCATIONS.				JOB CERTIFIED COMPLETED AS SHOWN ON THIS AS-BUILT PRINT. MATERIAL CHANGES SHOWN ON ROS				AS-BUILT COPY																			
FOREMAN'S SIGNATURE _____				DATE _____				FOREMAN'S SIGNATURE _____				DATE _____				SUPERVISOR'S SIGNATURE _____				DATE _____				INITIALS _____				CERT. DATE _____			
Easement? Yes <input checked="" type="checkbox"/> No <input type="checkbox"/>				Survey/Stake? Yes <input checked="" type="checkbox"/> No <input type="checkbox"/>				Work with SMO? Yes <input type="checkbox"/> No <input checked="" type="checkbox"/>				FPL				Town of Lake Park - Dist Poles INSTALL 157 Lights V/O Between Northlake Blvd & Silver Beach Rd, & Old Dixie Hwy and Lake Shore Dr, Lake Park, FL 33403															
Tree Work? Yes <input type="checkbox"/> No <input checked="" type="checkbox"/>				Designer/Stake? Yes <input type="checkbox"/> No <input checked="" type="checkbox"/>				CT/Special Mtr? Yes <input type="checkbox"/> No <input checked="" type="checkbox"/>																							
PERMIT REQ'D		City		County Rd.		County Air		State Road		FAA		Designed by: Melissa Leyva Date: 11/11/24 Drawn by: ML Check by: Dwg No. 22 OF 42 Rural Location Sec. *** TWP. *** S, RGE. *** E. SCALE: N.T.S St. Lt MAP No. MAP# Pri Map No. XXXXX WR XXXXXXXX M/A XX																			
		WMD		RR Xing		DR. Dist.		Transm.																							
Requested Tel. Co. Set Poles ? YES <input type="checkbox"/> NO <input checked="" type="checkbox"/>				Requested Tel. Co. Transfer ? YES <input type="checkbox"/> NO <input checked="" type="checkbox"/>				Request CAVT Transfer? YES <input type="checkbox"/> NO <input checked="" type="checkbox"/>				Tele. Attachment Per _____																			
POLE LINE FEET 0'				DUCT BANK FT. 0'				TRENCH FT. 0'																							
TLM/LDS MODEL No. -				Map Posting? YES <input checked="" type="checkbox"/> NO <input type="checkbox"/>				Posted by: _____																							



Total #6 DPX OH: 653ft



☐ INACCESSIBLE ☒ 13 kV ☐ FUTURE 23 kV ☐ 23 kV ☐ SALT SPRAY ☐

Construction Notes:

FPL Contractor to connect to existing OH TX to all locations shown. FPL Contractor to connect to existing #6 DPX OH cables to all locations shown. FPL Contractor to install #6 DPX OH cables to all locations shown.

LOC 109: Install 1 – ROADWAY – 59W - 7,500L – 3000K LED Fixture with an 8ft Arm Bracket on existing distribution pole.

LOC 106 – 108 & 110 - 111: Install 1 – ROADWAY – 93W - 12,000L – 3000K LED Fixture with an 8ft Arm Bracket on existing distribution pole.

‘CHECK VOLTAGE – CONVERT 480V to 120V or 240V’

On 480V circuits, change the relay prior to installing the lights. Verify the source and amount of lights on that relay.

-Verify fixture is working correctly after installation. Check 120V to terminal blocks.

-Customer is responsible for any restoration incurred.

FPL LED Representative: Gladys Reyes

AS-BUILT CREW PRINT				ALL REQUIRED GROUND RODS HAVE BEEN DRIVEN & VERIFIED TO BE WITHIN FPL STANDARDS, VALUES ARE SHOWN AT ALL LOCATIONS.				JOB CERTIFIED COMPLETED AS SHOWN ON THIS AS-BUILT PRINT. MATERIAL CHANGES SHOWN ON ROS				AS-BUILT COPY							
FOREMAN'S SIGNATURE _____ DATE _____				FOREMAN'S SIGNATURE _____ DATE _____				SUPERVISOR'S SIGNATURE _____ DATE _____				INITIALS _____ CERT. DATE _____							
Easement? Yes <input checked="" type="checkbox"/> No <input type="checkbox"/>		Survey/Stake? Yes <input checked="" type="checkbox"/> No <input type="checkbox"/>		Work with SMO? Yes <input type="checkbox"/> No <input checked="" type="checkbox"/>		FPL		Town of Lake Park - Dist Poles											
Tree Work? Yes <input type="checkbox"/> No <input checked="" type="checkbox"/>		Designer/Stake? Yes <input type="checkbox"/> No <input checked="" type="checkbox"/>		CT/Special Mtr? Yes <input type="checkbox"/> No <input checked="" type="checkbox"/>				INSTALL 157 Lights											
PERMIT REQ'D		City		County Rd.		County Air		State Road		FAA		V/O Between Northlake Blvd & Silver Beach Rd, & Old Dixie Hwy and Lake Shore Dr, Lake Park, FL 33403							
		WMD		RR Xing		DR. Dist.		Transm.											
Requested Tel. Co. Set Poles ?		YES <input type="checkbox"/> NO <input checked="" type="checkbox"/>		Tele. Attachment Per				Designed by:		Melissa Leyva		Date:		11/11/24					
Requested Tel. Co. Transfer ?		YES <input type="checkbox"/> NO <input checked="" type="checkbox"/>		Telephone Co. Job No.				Drawn by:		ML		Check by:		Dwg No. 23 OF 42					
Request CAVT Transfer?		YES <input type="checkbox"/> NO <input checked="" type="checkbox"/>						Rural Location Sec.		*** TWP. ***		S, RGE. ***		E.					
POLE LINE FEET		0'		DUCT BANK FT.		0'		SCALE:		N.T.S		St. Lt MAP No. MAP#		Pri Map No. XXXXX					
POLE LINE FT. ON TRANSM. POLES		0'		TRENCH FT.		0'		WR		XXXXXXXXX				M/A XX					
TLM/LDS MODEL No.		-		Map Posting?		YES <input checked="" type="checkbox"/> NO <input type="checkbox"/>		Posted by:											



Construction Notes:

FPL Contractor to connect to existing OH TX to all locations shown. FPL Contractor to connect to existing #6 DPX OH cables to all locations shown. FPL Contractor to install #6 DPX OH cables to all locations shown.
LOC 112, 114 – 116, 119 - 121: Install 1 – ROADWAY – 59W - 7,500L – 3000K LED Fixture with an 8ft Arm Bracket on existing distribution pole.
LOC 113, 117, 118, 122, 123: Install 1 – ROADWAY – 93W - 12,000L – 3000K LED Fixture with an 8ft Arm Bracket on existing distribution pole.

‘CHECK VOLTAGE – CONVERT 480V to 120V or 240V’

On 480V circuits, change the relay prior to installing the lights. Verify the source and amount of lights on that relay.

-Verify fixture is working correctly after installation. Check 120V to terminal blocks.

-Customer is responsible for any restoration incurred.

FPL LED Representative: Gladys Reyes

Feeder: 403932

AS-BUILT CREW PRINT				ALL REQUIRED GROUND RODS HAVE BEEN DRIVEN & VERIFIED TO BE WITHIN FPL STANDARDS, VALUES ARE SHOWN AT ALL LOCATIONS.				JOB CERTIFIED COMPLETED AS SHOWN ON THIS AS-BUILT PRINT. MATERIAL CHANGES SHOWN ON ROS				AS-BUILT COPY			
FOREMAN'S SIGNATURE _____ DATE _____				FOREMAN'S SIGNATURE _____ DATE _____				SUPERVISOR'S SIGNATURE _____ DATE _____				INITIALS _____ CERT. DATE _____			
Easement? Yes <input checked="" type="checkbox"/> No <input type="checkbox"/>		Survey/Stake? Yes <input checked="" type="checkbox"/> No <input type="checkbox"/>		Work with SMO? Yes <input type="checkbox"/> No <input checked="" type="checkbox"/>		FPL		Town of Lake Park - Dist Poles							
Tree Work? Yes <input type="checkbox"/> No <input checked="" type="checkbox"/>		Designer/Stake? Yes <input type="checkbox"/> No <input checked="" type="checkbox"/>		CT/Special Mtr? Yes <input type="checkbox"/> No <input checked="" type="checkbox"/>				INSTALL 157 Lights							
PERMIT REQ'D City _____ County Rd. _____ County Air _____ State Road _____ FAA _____								V/O Between Northlake Blvd & Silver Beach Rd, & Old Dixie Hwy and Lake Shore Dr, Lake Park, FL 33403							
WMD		RR Xing		DR. Dist.		Transm.		Designed by: Melissa Leyva				Date: 11/11/24			
Requested Tel. Co. Set Poles ? YES <input type="checkbox"/> NO <input checked="" type="checkbox"/>		Requested Tel. Co. Transfer ? YES <input type="checkbox"/> NO <input checked="" type="checkbox"/>		Request CAVT Transfer? YES <input type="checkbox"/> NO <input checked="" type="checkbox"/>		Tele. Attachment Per _____		Drawn by: ML				Check by: _____			
POLE LINE FEET 0'		DUCT BANK FT. 0'		TRENCH FT. 0'		Telephone Co. Job No. _____		Rural Location Sec. *** TWP. *** S, RGE. *** E.				SCALE: N.T.S			
POLE LINE FT. ON TRANSM. POLES 0'		TRENCH FT. 0'		WR XXXXXXXX		M/A XX		St. Lt MAP No. MAP#				Pri Map No. XXXXX			
TLM/LDS MODEL No. -		Map Posting? YES <input checked="" type="checkbox"/> NO <input type="checkbox"/>		Posted by: _____											



☐ INACCESSIBLE ☒ 13 kV ☐ FUTURE 23 kV ☐ 23 kV ☐ SALT SPRAY ☐

Construction Notes:

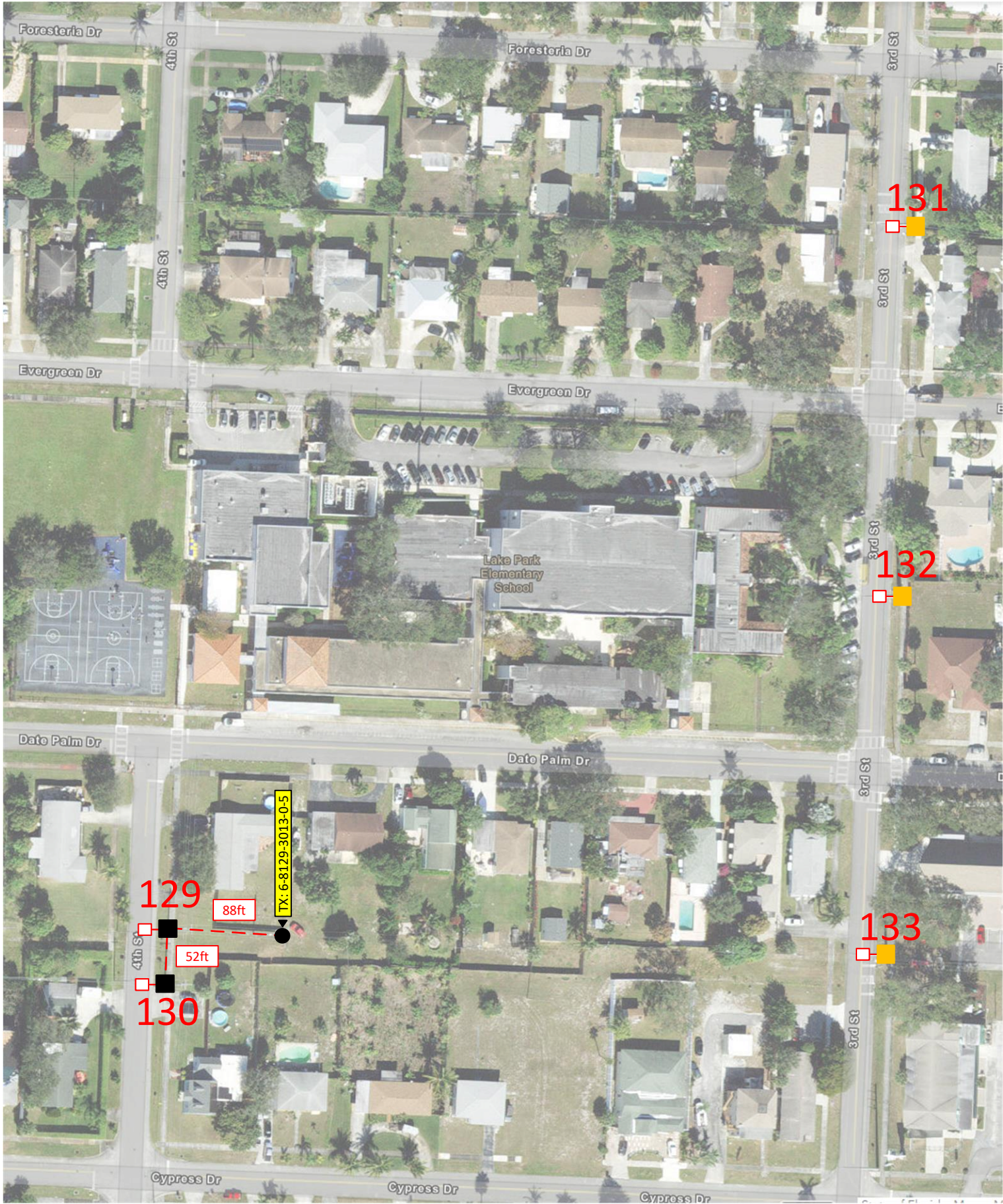
FPL Contractor to connect to existing OH TX to all locations shown. FPL Contractor to connect to existing #6 DPX OH cables to all locations shown. FPL Contractor to install #6 DPX OH cables to all locations shown.
LOC 124, 126 - 128: Install 1 – ROADWAY – 59W - 7,500L – 3000K LED Fixture with an 8ft Arm Bracket on existing distribution pole.
LOC 125: Install 1 – ROADWAY – 93W - 12,000L – 3000K LED Fixture with an 8ft Arm Bracket on existing distribution pole.

‘CHECK VOLTAGE – CONVERT 480V to 120V or 240V’
On 480V circuits, change the relay prior to installing the lights. Verify the source and amount of lights on that relay.
-Verify fixture is working correctly after installation. Check 120V to terminal blocks.
-Customer is responsible for any restoration incurred.

FPL LED Representative: Gladys Reyes

Feeder: 403932

AS-BUILT CREW PRINT				ALL REQUIRED GROUND RODS HAVE BEEN DRIVEN & VERIFIED TO BE WITHIN FPL STANDARDS, VALUES ARE SHOWN AT ALL LOCATIONS.				JOB CERTIFIED COMPLETED AS SHOWN ON THIS AS-BUILT PRINT. MATERIAL CHANGES SHOWN ON ROS				AS-BUILT COPY																							
FOREMAN'S SIGNATURE _____				DATE _____				FOREMAN'S SIGNATURE _____				DATE _____				SUPERVISOR'S SIGNATURE _____				DATE _____				INITIALS _____				CERT. DATE _____							
Easement?		Yes <input checked="" type="checkbox"/> No <input type="checkbox"/>		Survey/Stake?		Yes <input checked="" type="checkbox"/> No <input type="checkbox"/>		Work with SMO?		Yes <input type="checkbox"/> No <input checked="" type="checkbox"/>		FPL		Town of Lake Park - Dist Poles INSTALL 157 Lights V/O Between Northlake Blvd & Silver Beach Rd, & Old Dixie Hwy and Lake Shore Dr, Lake Park, FL 33403																					
Tree Work?		Yes <input type="checkbox"/> No <input checked="" type="checkbox"/>		Designer/Stake?		Yes <input type="checkbox"/> No <input checked="" type="checkbox"/>		CT/Special Mtr?		Yes <input type="checkbox"/> No <input checked="" type="checkbox"/>																									
PERMIT REQ'D	City	County Rd.	County Air	State Road	FAA																														
	WMD	RR Xing	DR. Dist.	Transm.																															
Requested Tel. Co. Set Poles ?		YES <input type="checkbox"/> NO <input checked="" type="checkbox"/>		Tele. Attachment Per																															
Requested Tel. Co. Transfer ?		YES <input type="checkbox"/> NO <input checked="" type="checkbox"/>		Telephone Co. Job No.																															
Request CAVT Transfer?		YES <input type="checkbox"/> NO <input checked="" type="checkbox"/>																																	
POLE LINE FEET				0'				DUCT BANK FT.				0'				Designed by:				Melissa Leyva				Date:				11/11/24							
POLE LINE FT. ON TRANSM. POLES				0'				TRENCH FT.				0'				Drawn by:				ML				Check by:				Dwg No.				25 OF 42			
TLM/LDS MODEL No.				-				Map Posting?				YES <input checked="" type="checkbox"/> NO <input type="checkbox"/>				Posted by:				WR				XXXXXXX				M/A				XX			



☐ INACCESSIBLE

☒ 13 kV

☐ FUTURE 23 kV

☐ 23 kV

☐ SALT SPRAY

☐ _____

****Transmission Permit will
be required****

Construction Notes:

FPL Contractor to connect to existing OH TX to all locations shown. FPL Contractor to connect to existing #6 DPX OH cables to all locations shown. FPL Contractor to install #6 DPX OH cables to all locations shown.
LOC 130: Install 1 – ROADWAY – 59W - 7,500L – 3000K LED Fixture with an 8ft Arm Bracket on existing distribution pole.
LOC 129, 131 - 133: Install 1 – ROADWAY – 93W - 12,000L – 3000K LED Fixture with an 8ft Arm Bracket on existing distribution pole.

‘CHECK VOLTAGE – CONVERT 480V to 120V or 240V’
On 480V circuits, change the relay prior to installing the lights. Verify the source and amount of lights on that relay.
-Verify fixture is working correctly after installation. Check 120V to terminal blocks.
-Customer is responsible for any restoration incurred.
FPL LED Representative: Gladys Reyes
Feeder: 403932

AS-BUILT CREW PRINT				ALL REQUIRED GROUND RODS HAVE BEEN DRIVEN & VERIFIED TO BE WITHIN FPL STANDARDS, VALUES ARE SHOWN AT ALL LOCATIONS.				JOB CERTIFIED COMPLETED AS SHOWN ON THIS AS-BUILT PRINT. MATERIAL CHANGES SHOWN ON ROS				AS-BUILT COPY																			
FOREMAN'S SIGNATURE _____				DATE _____				FOREMAN'S SIGNATURE _____				DATE _____				SUPERVISOR'S SIGNATURE _____				DATE _____				INITIALS _____				CERT. DATE _____			
Easement? Yes <input checked="" type="checkbox"/> No <input type="checkbox"/>				Survey/Stake? Yes <input checked="" type="checkbox"/> No <input type="checkbox"/>				Work with SMO? Yes <input type="checkbox"/> No <input checked="" type="checkbox"/>				FPL				Town of Lake Park - Dist Poles INSTALL 157 Lights V/O Between Northlake Blvd & Silver Beach Rd, & Old Dixie Hwy and Lake Shore Dr, Lake Park, FL 33403															
Tree Work? Yes <input type="checkbox"/> No <input checked="" type="checkbox"/>				Designer/Stake? Yes <input type="checkbox"/> No <input checked="" type="checkbox"/>				CT/Special Mtr? Yes <input type="checkbox"/> No <input checked="" type="checkbox"/>																							
PERMIT REQ'D		City		County Rd.		County Air		State Road		FAA																					
		WMD		RR Xing		DR. Dist.		Transm.																							
		Requested Tel. Co. Set Poles ?		YES <input type="checkbox"/> NO <input checked="" type="checkbox"/>		Tele. Attachment Per																									
		Requested Tel. Co. Transfer ?		YES <input type="checkbox"/> NO <input checked="" type="checkbox"/>		Telephone Co. Job No.																									
		Request CAVT Transfer?		YES <input type="checkbox"/> NO <input checked="" type="checkbox"/>																											
POLE LINE FEET				0'				DUCT BANK FT.				0'				Designed by: Melissa Leyva				Date: 11/11/24											
POLE LINE FT. ON TRANSM. POLES				0'				TRENCH FT.				0'				Drawn by: ML				Check by: _____				Dwg No. 26 OF 42							
TLM/LDS MODEL No.				-				Map Posting? YES <input checked="" type="checkbox"/> NO <input type="checkbox"/>				Posted by: _____				Rural Location Sec. *** TWP. *** S, RGE. *** E.															
																SCALE: N.T.S				St. Lt MAP No. MAP#				Pri Map No. XXXXX							
																WR XXXXXXXX				M/A XX											



Construction Notes:

FPL Contractor to connect to existing OH TX to all locations shown. FPL Contractor to connect to existing #6 DPX OH cables to all locations shown. FPL Contractor to install #6 DPX OH cables to all locations shown.
LOC 134: Install 1 – ROADWAY – 59W - 7,500L – 3000K LED Fixture with an 8ft Arm Bracket on existing distribution pole.

- ‘CHECK VOLTAGE – CONVERT 480V to 120V or 240V’
On 480V circuits, change the relay prior to installing the lights. Verify the source and amount of lights on that relay.
-Verify fixture is working correctly after installation. Check 120V to terminal blocks.
-Customer is responsible for any restoration incurred.

FPL LED Representative: Gladys Reyes

AS-BUILT CREW PRINT				ALL REQUIRED GROUND RODS HAVE BEEN DRIVEN & VERIFIED TO BE WITHIN FPL STANDARDS, VALUES ARE SHOWN AT ALL LOCATIONS.				JOB CERTIFIED COMPLETED AS SHOWN ON THIS AS-BUILT PRINT. MATERIAL CHANGES SHOWN ON ROS				AS-BUILT COPY																			
FOREMAN'S SIGNATURE _____				DATE _____				FOREMAN'S SIGNATURE _____				DATE _____				SUPERVISOR'S SIGNATURE _____				DATE _____				INITIALS _____				CERT. DATE _____			
Easement? Yes <input checked="" type="checkbox"/> No <input type="checkbox"/>				Survey/Stake? Yes <input checked="" type="checkbox"/> No <input type="checkbox"/>				Work with SMO? Yes <input type="checkbox"/> No <input checked="" type="checkbox"/>				FPL				Town of Lake Park - Dist Poles INSTALL 157 Lights V/O Between Northlake Blvd & Silver Beach Rd, & Old Dixie Hwy and Lake Shore Dr, Lake Park, FL 33403															
Tree Work? Yes <input type="checkbox"/> No <input checked="" type="checkbox"/>				Designer/Stake? Yes <input type="checkbox"/> No <input checked="" type="checkbox"/>				CT/Special Mtr? Yes <input type="checkbox"/> No <input checked="" type="checkbox"/>																							
PERMIT REQ'D		City		County Rd.		County Air		State Road		FAA		Designed by: Melissa Leyva Date: 11/11/24 Drawn by: ML Check by: Dwg No. 27 OF 42																			
		WMD		RR Xing		DR. Dist.		Transm.																							
Requested Tel. Co. Set Poles ? YES <input type="checkbox"/> NO <input checked="" type="checkbox"/>				Requested Tel. Co. Transfer ? YES <input type="checkbox"/> NO <input checked="" type="checkbox"/>				Request CAVT Transfer? YES <input type="checkbox"/> NO <input checked="" type="checkbox"/>				Tele. Attachment Per _____				Rural Location Sec. *** TWP. *** S, RGE. *** E. SCALE: N.T.S St. Lt MAP No. MAP# Pri Map No. XXXXX WR XXXXXXXX M/A XX															
												Telephone Co. Job No. _____																			
POLE LINE FEET 0'				DUCT BANK FT. 0'				TRENCH FT. 0'																							
POLE LINE FT. ON TRANSM. POLES 0'																															
TLM/LDS MODEL No. -				Map Posting? YES <input checked="" type="checkbox"/> NO <input type="checkbox"/>				Posted by:																							

Total #6 DPX OH: 95ft



☐ INACCESSIBLE

☒ 13 kV

☐ FUTURE 23 kV

☐ 23 kV

☐ SALT SPRAY

☐

Construction Notes:

FPL Contractor to connect to existing OH TX to all locations shown. FPL Contractor to connect to existing #6 DPX OH cables to all locations shown. FPL Contractor to install #6 DPX OH cables to all locations shown.
LOC 135 & 136: Install 1 – ROADWAY – 59W - 7,500L – 3000K LED Fixture with an 8ft Arm Bracket on existing distribution pole.

‘CHECK VOLTAGE – CONVERT 480V to 120V or 240V’
On 480V circuits, change the relay prior to installing the lights. Verify the source and amount of lights on that relay.
-Verify fixture is working correctly after installation. Check 120V to terminal blocks.
-Customer is responsible for any restoration incurred.

FPL LED Representative: Gladys Reyes

Feeder: 403932

AS-BUILT CREW PRINT				ALL REQUIRED GROUND RODS HAVE BEEN DRIVEN & VERIFIED TO BE WITHIN FPL STANDARDS, VALUES ARE SHOWN AT ALL LOCATIONS.				JOB CERTIFIED COMPLETED AS SHOWN ON THIS AS-BUILT PRINT. MATERIAL CHANGES SHOWN ON ROS				AS-BUILT COPY																							
FOREMAN'S SIGNATURE				DATE				FOREMAN'S SIGNATURE				DATE				SUPERVISOR'S SIGNATURE				DATE				INITIALS				CERT. DATE							
Easement?		Yes <input checked="" type="checkbox"/> No <input type="checkbox"/>		Survey/Stake?		Yes <input checked="" type="checkbox"/> No <input type="checkbox"/>		Work with SMO?		Yes <input type="checkbox"/> No <input checked="" type="checkbox"/>		Tree Work?		Yes <input type="checkbox"/> No <input checked="" type="checkbox"/>		Designer/Stake?		Yes <input type="checkbox"/> No <input checked="" type="checkbox"/>		CT/Special Mtr?		Yes <input type="checkbox"/> No <input checked="" type="checkbox"/>		<div>FPL</div> <div>Town of Lake Park - Dist Poles INSTALL 157 Lights V/O Between Northlake Blvd & Silver Beach Rd, & Old Dixie Hwy and Lake Shore Dr, Lake Park, FL 33403</div>											
PERMIT REQ'D		City		County Rd.		County Air		State Road		FAA		WMD		RR Xing		DR. Dist.		Transm.																	
Requested Tel. Co. Set Poles ?				YES <input type="checkbox"/> NO <input checked="" type="checkbox"/>				Requested Tel. Co. Transfer ?				YES <input type="checkbox"/> NO <input checked="" type="checkbox"/>				Request CAVT Transfer?				YES <input type="checkbox"/> NO <input checked="" type="checkbox"/>				Tele. Attachment Per				Designed by: Melissa Leyva				Date: 11/11/24			
POLE LINE FEET				0'				DUCT BANK FT.				0'				POLE LINE FT. ON TRANSM. POLES				0'				TRENCH FT.				0'				Rural Location Sec. *** TWP. *** S, RGE. *** E.			
SCALE:				N.T.S				St. Lt MAP No. MAP#				Pri Map No. XXXXX				WR XXXXXXXX				M/A XX															
TLM/LDS MODEL No.				-				Map Posting?				YES <input checked="" type="checkbox"/> NO <input type="checkbox"/>				Posted by:																			

Total #6 DPX OH: 100ft



Construction Notes:

FPL Contractor to connect to existing OH TX to all locations shown. FPL Contractor to connect to existing #6 DPX OH cables to all locations shown. FPL Contractor to install #6 DPX OH cables to all locations shown.

LOC 137, 138, 140, 142: Install 1 – ROADWAY – 59W - 7,500L – 3000K LED Fixture with an 8ft Arm Bracket on existing distribution pole.

LOC 139 & 141: Install 1 – ROADWAY – 93W - 12,000L – 3000K LED Fixture with an 8ft Arm Bracket on existing distribution pole.

‘CHECK VOLTAGE – CONVERT 480V to 120V or 240V’

On 480V circuits, change the relay prior to installing the lights. Verify the source and amount of lights on that relay.

-Verify fixture is working correctly after installation. Check 120V to terminal blocks.

-Customer is responsible for any restoration incurred.

FPL LED Representative: Gladys Reyes

AS-BUILT CREW PRINT				ALL REQUIRED GROUND RODS HAVE BEEN DRIVEN & VERIFIED TO BE WITHIN FPL STANDARDS, VALUES ARE SHOWN AT ALL LOCATIONS.				JOB CERTIFIED COMPLETED AS SHOWN ON THIS AS-BUILT PRINT. MATERIAL CHANGES SHOWN ON ROS				AS-BUILT COPY																			
FOREMAN'S SIGNATURE _____				DATE _____				FOREMAN'S SIGNATURE _____				DATE _____				SUPERVISOR'S SIGNATURE _____				DATE _____				INITIALS _____				CERT. DATE _____			
Easement? Yes <input checked="" type="checkbox"/> No <input type="checkbox"/>				Survey/Stake? Yes <input checked="" type="checkbox"/> No <input type="checkbox"/>				Work with SMO? Yes <input type="checkbox"/> No <input checked="" type="checkbox"/>				FPL				Town of Lake Park - Dist Poles INSTALL 157 Lights V/O Between Northlake Blvd & Silver Beach Rd, & Old Dixie Hwy and Lake Shore Dr, Lake Park, FL 33403															
Tree Work? Yes <input type="checkbox"/> No <input checked="" type="checkbox"/>				Designer/Stake? Yes <input type="checkbox"/> No <input checked="" type="checkbox"/>				CT/Special Mtr? Yes <input type="checkbox"/> No <input checked="" type="checkbox"/>																							
PERMIT REQ'D		City		County Rd.		County Air		State Road		FAA		Designed by: Melissa Leyva Date: 11/11/24 Drawn by: ML Check by: Dwg No. 29 OF 42																			
		WMD		RR Xing		DR. Dist.		Transm.																							
Requested Tel. Co. Set Poles? YES <input type="checkbox"/> NO <input checked="" type="checkbox"/>				Requested Tel. Co. Transfer? YES <input type="checkbox"/> NO <input checked="" type="checkbox"/>				Request CAVT Transfer? YES <input type="checkbox"/> NO <input checked="" type="checkbox"/>				Tele. Attachment Per _____				Rural Location Sec. *** TWP. *** S, RGE. *** E.															
POLE LINE FEET 0'				DUCT BANK FT. 0'				POLE LINE FT. ON TRANSM. POLES 0'				TRENCH FT. 0'				SCALE: N.T.S				St. Lt MAP No. MAP#				Pri Map No. XXXXX							
TLM/LDS MODEL No. -				Map Posting? YES <input checked="" type="checkbox"/> NO <input type="checkbox"/>				Posted by: _____				WR XXXXXXXX				M/A				XX											



Construction Notes:

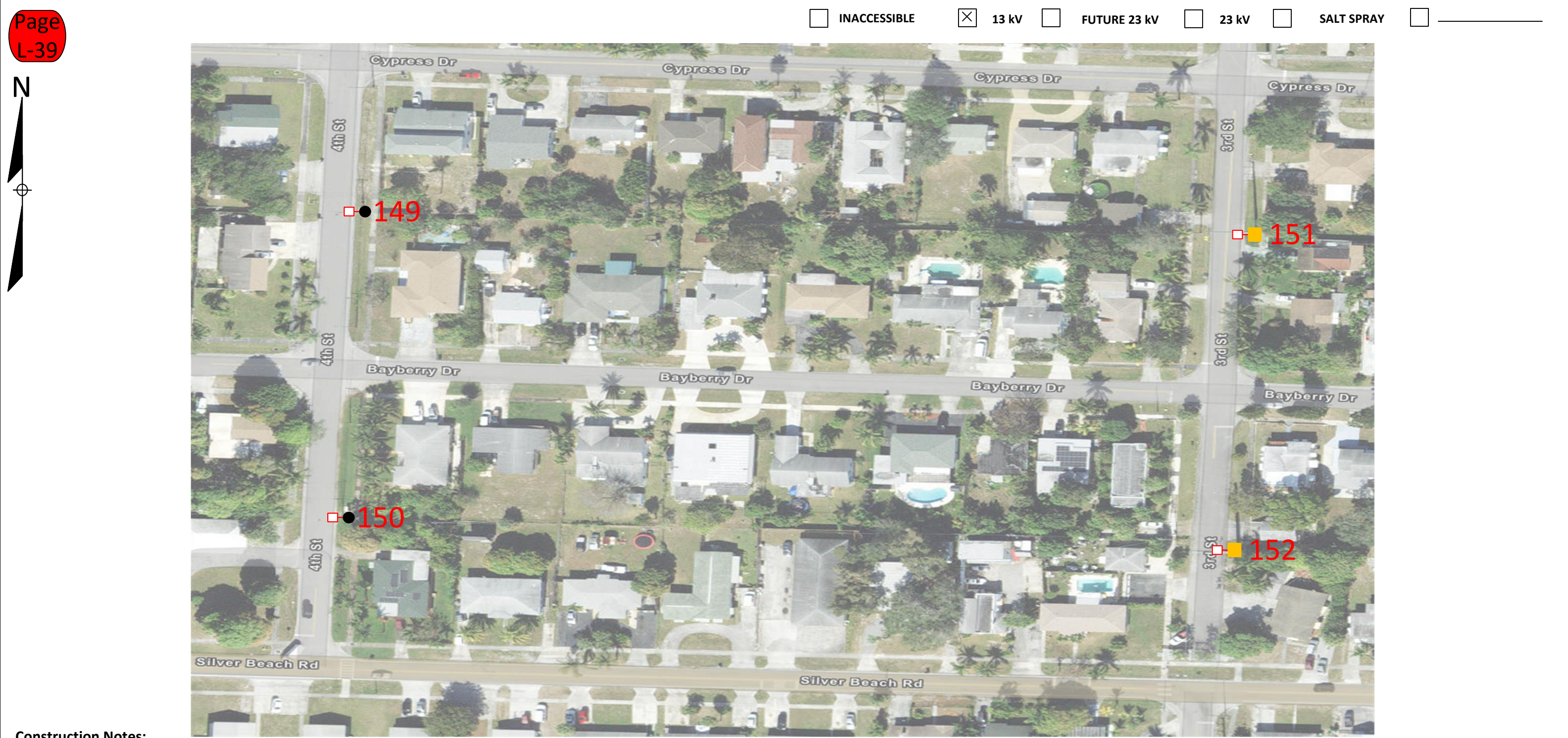
FPL Contractor to connect to existing OH TX to all locations shown. FPL Contractor to connect to existing #6 DPX OH cables to all locations shown. FPL Contractor to install #6 DPX OH cables to all locations shown.
LOC 143, 146, 147, 148: Install 1 – ROADWAY – 59W - 7,500L – 3000K LED Fixture with an 8ft Arm Bracket on existing distribution pole.
LOC 144 - 145: Install 1 – ROADWAY – 93W - 12,000L – 3000K LED Fixture with an 8ft Arm Bracket on existing distribution pole.

‘CHECK VOLTAGE – CONVERT 480V to 120V or 240V’
On 480V circuits, change the relay prior to installing the lights. Verify the source and amount of lights on that relay.
-Verify fixture is working correctly after installation. Check 120V to terminal blocks.
-Customer is responsible for any restoration incurred.

FPL LED Representative: Gladys Reyes

Feeder: 403931

AS-BUILT CREW PRINT				ALL REQUIRED GROUND RODS HAVE BEEN DRIVEN & VERIFIED TO BE WITHIN FPL STANDARDS, VALUES ARE SHOWN AT ALL LOCATIONS.				JOB CERTIFIED COMPLETED AS SHOWN ON THIS AS-BUILT PRINT. MATERIAL CHANGES SHOWN ON ROS				AS-BUILT COPY			
FOREMAN'S SIGNATURE _____ DATE _____				FOREMAN'S SIGNATURE _____ DATE _____				SUPERVISOR'S SIGNATURE _____ DATE _____				INITIALS _____ CERT. DATE _____			
Easement? Yes <input checked="" type="checkbox"/> No <input type="checkbox"/>		Survey/Stake? Yes <input checked="" type="checkbox"/> No <input type="checkbox"/>		Work with SMO? Yes <input type="checkbox"/> No <input checked="" type="checkbox"/>		FPL		Town of Lake Park - Dist Poles							
Tree Work? Yes <input type="checkbox"/> No <input checked="" type="checkbox"/>		Designer/Stake? Yes <input type="checkbox"/> No <input checked="" type="checkbox"/>		CT/Special Mtr? Yes <input type="checkbox"/> No <input checked="" type="checkbox"/>				INSTALL 157 Lights							
V/O Between Northlake Blvd & Silver Beach Rd, & Old Dixie Hwy and Lake Shore Dr, Lake Park, FL 33403															
PERMIT REQ'D		City		County Rd.		County Air		State Road		FAA		Designed by: Melissa Leyva		Date: 11/11/24	
		WMD		RR Xing		DR. Dist.		Transm.				Drawn by: ML		Dwg No. 30 OF 42	
		Requested Tel. Co. Set Poles ?		YES <input type="checkbox"/> NO <input checked="" type="checkbox"/>		Tele. Attachment Per						Rural Location Sec. ***		TWP. *** S, RGE. *** E.	
		Requested Tel. Co. Transfer ?		YES <input type="checkbox"/> NO <input checked="" type="checkbox"/>		Telephone Co. Job No.						SCALE: N.T.S		St. Lt MAP No. MAP#	
		Request CAVT Transfer?		YES <input type="checkbox"/> NO <input checked="" type="checkbox"/>								Pri Map No. XXXXX			
POLE LINE FEET		0'		DUCT BANK FT.		0'						WR XXXXXXXX		M/A XX	
POLE LINE FT. ON TRANSM. POLES		0'		TRENCH FT.		0'									
TLM/LDS MODEL No.		-		Map Posting? YES <input checked="" type="checkbox"/> NO <input type="checkbox"/>		Posted by:									



Construction Notes:

FPL Contractor to connect to existing OH TX to all locations shown. FPL Contractor to connect to existing #6 DPX OH cables to all locations shown. FPL Contractor to install #6 DPX OH cables to all locations shown.

LOC 149 - 150: Install 1 – ROADWAY – 59W - 7,500L – 3000K LED Fixture with an 8ft Arm Bracket on existing distribution pole.

LOC 151 - 152: Install 1 – ROADWAY – 93W - 12,000L – 3000K LED Fixture with an 8ft Arm Bracket on existing distribution pole.

‘CHECK VOLTAGE – CONVERT 480V to 120V or 240V’

On 480V circuits, change the relay prior to installing the lights. Verify the source and amount of lights on that relay.

-Verify fixture is working correctly after installation. Check 120V to terminal blocks.

-Customer is responsible for any restoration incurred.

FPL LED Representative: Gladys Reyes

Feeder: 403931

AS-BUILT CREW PRINT				ALL REQUIRED GROUND RODS HAVE BEEN DRIVEN & VERIFIED TO BE WITHIN FPL STANDARDS, VALUES ARE SHOWN AT ALL LOCATIONS.				JOB CERTIFIED COMPLETED AS SHOWN ON THIS AS-BUILT PRINT. MATERIAL CHANGES SHOWN ON ROS				AS-BUILT COPY																											
FOREMAN'S SIGNATURE _____				DATE _____				FOREMAN'S SIGNATURE _____				DATE _____				SUPERVISOR'S SIGNATURE _____				DATE _____				INITIALS _____				CERT. DATE _____											
Easement? Yes <input checked="" type="checkbox"/> No <input type="checkbox"/>				Survey/Stake? Yes <input checked="" type="checkbox"/> No <input type="checkbox"/>				Work with SMO? Yes <input type="checkbox"/> No <input checked="" type="checkbox"/>				FPL				Town of Lake Park - Dist Poles																							
Tree Work? Yes <input type="checkbox"/> No <input checked="" type="checkbox"/>				Designer/Stake? Yes <input type="checkbox"/> No <input checked="" type="checkbox"/>				CT/Special Mtr? Yes <input type="checkbox"/> No <input checked="" type="checkbox"/>								INSTALL 157 Lights																							
PERMIT REQ'D				City				County Rd.				County Air				State Road				FAA				V/O Between Northlake Blvd & Silver Beach Rd, & Old Dixie Hwy and Lake Shore Dr, Lake Park, FL 33403															
				WMD				RR Xing				DR. Dist.				Transm.																							
Requested Tel. Co. Set Poles ?				YES <input type="checkbox"/> NO <input checked="" type="checkbox"/>				Tele. Attachment Per				Designed by:				Melissa Leyva				Date:				11/11/24															
Requested Tel. Co. Transfer ?				YES <input type="checkbox"/> NO <input checked="" type="checkbox"/>				Telephone Co. Job No.				Drawn by:				ML				Check by:				Dwg No.				31 OF 42											
Request CAVT Transfer?				YES <input type="checkbox"/> NO <input checked="" type="checkbox"/>								Rural Location Sec.				*** TWP.				*** S, RGE.				*** E.															
POLE LINE FEET				0'				DUCT BANK FT.				0'				SCALE:				N.T.S				St. Lt MAP No.				MAP#				Pri Map No.				XXXXX			
POLE LINE FT. ON TRANSM. POLES				0'				TRENCH FT.				0'				WR				XXXXXXXXX				M/A				XX											
TLM/LDS MODEL No.				-				Map Posting?				YES <input checked="" type="checkbox"/> NO <input type="checkbox"/>				Posted by:																							



Total #6 DPX OH: 186ft

☐ INACCESSIBLE ☒ 13 kV ☐ FUTURE 23 kV ☐ 23 kV ☐ SALT SPRAY _____



Construction Notes:

FPL Contractor to connect to existing OH TX to all locations shown. FPL Contractor to connect to existing #6 DPX OH cables to all locations shown. FPL Contractor to install #6 DPX OH cables to all locations shown.

LOC 155: Install 1 – ROADWAY – 59W - 7,500L – 3000K LED Fixture with an 8ft Arm Bracket on existing distribution pole.

LOC 153, 154, 156 & 157: Install 1 – ROADWAY – 93W - 12,000L – 3000K LED Fixture with an 8ft Arm Bracket on existing distribution pole.

‘CHECK VOLTAGE – CONVERT 480V to 120V or 240V’

On 480V circuits, change the relay prior to installing the lights. Verify the source and amount of lights on that relay.

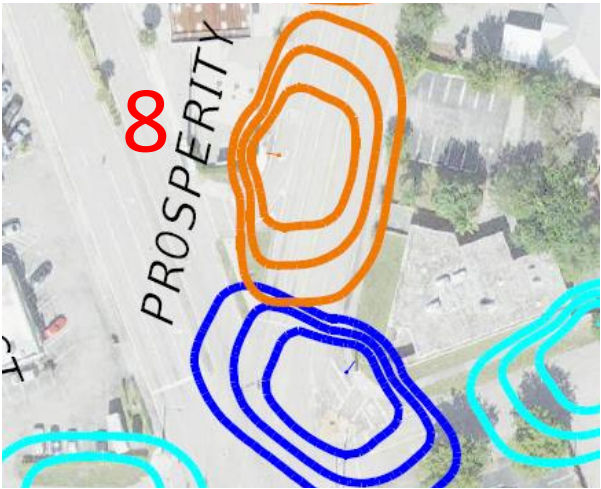
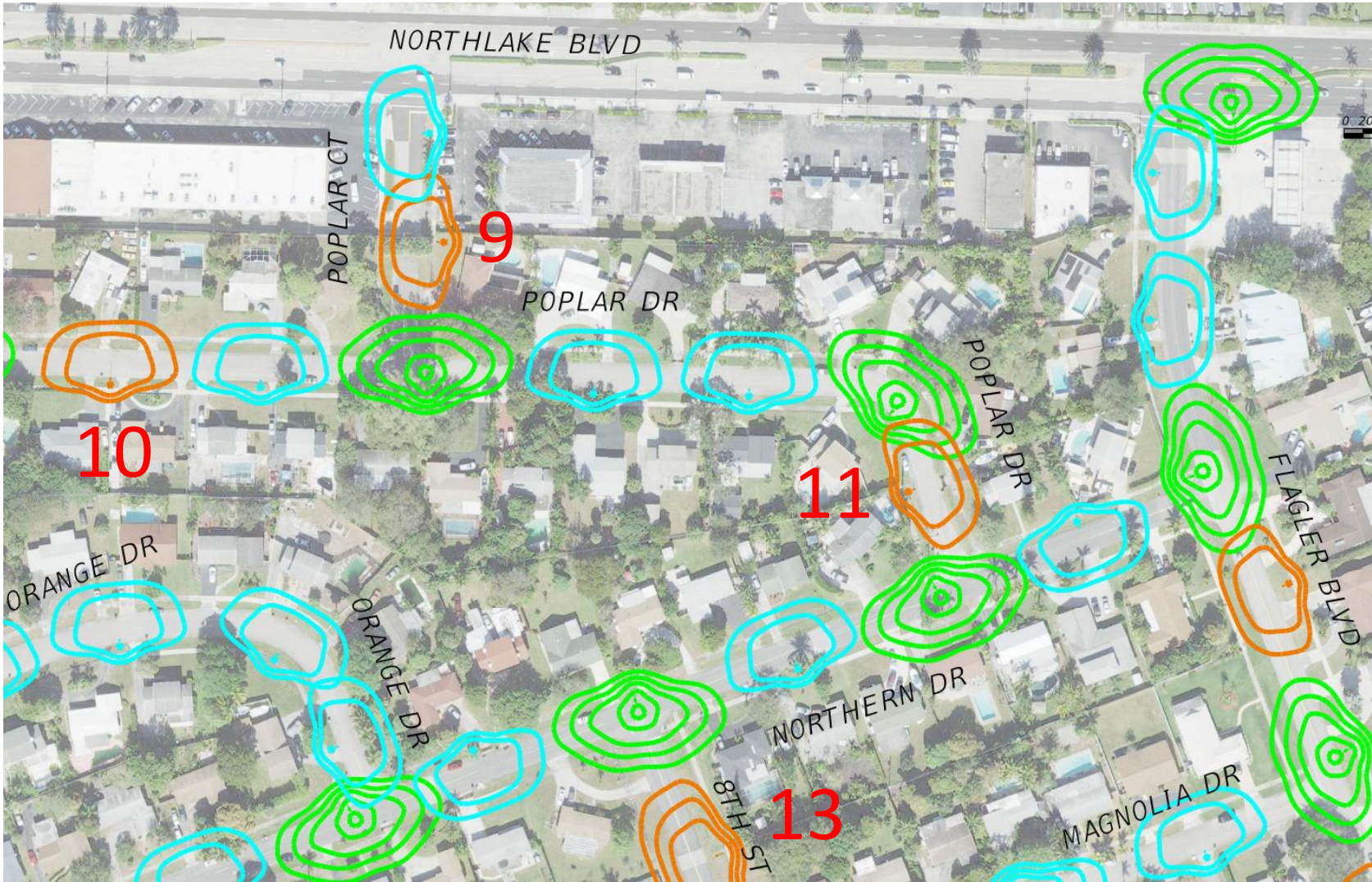
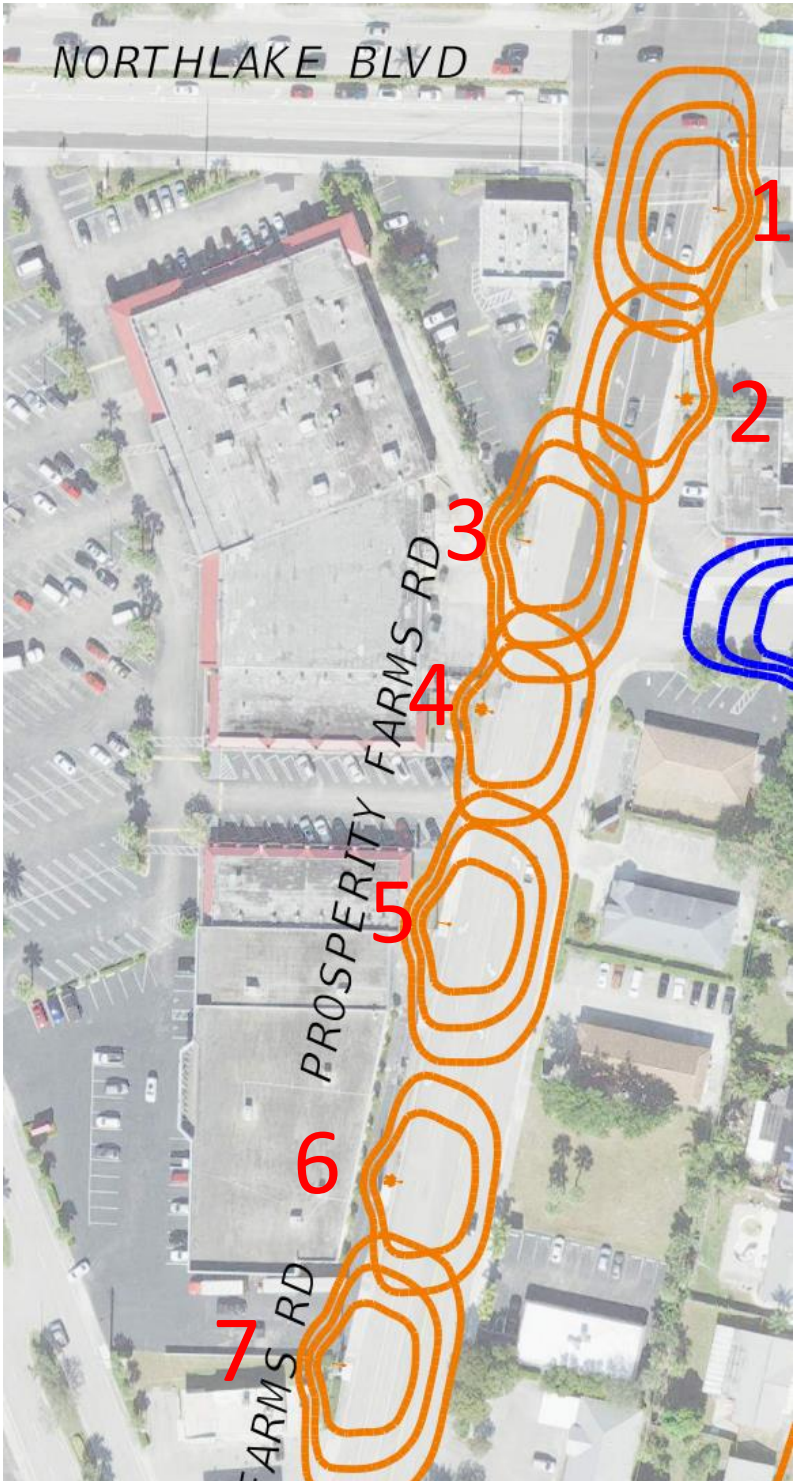
-Verify fixture is working correctly after installation. Check 120V to terminal blocks.

-Customer is responsible for any restoration incurred.

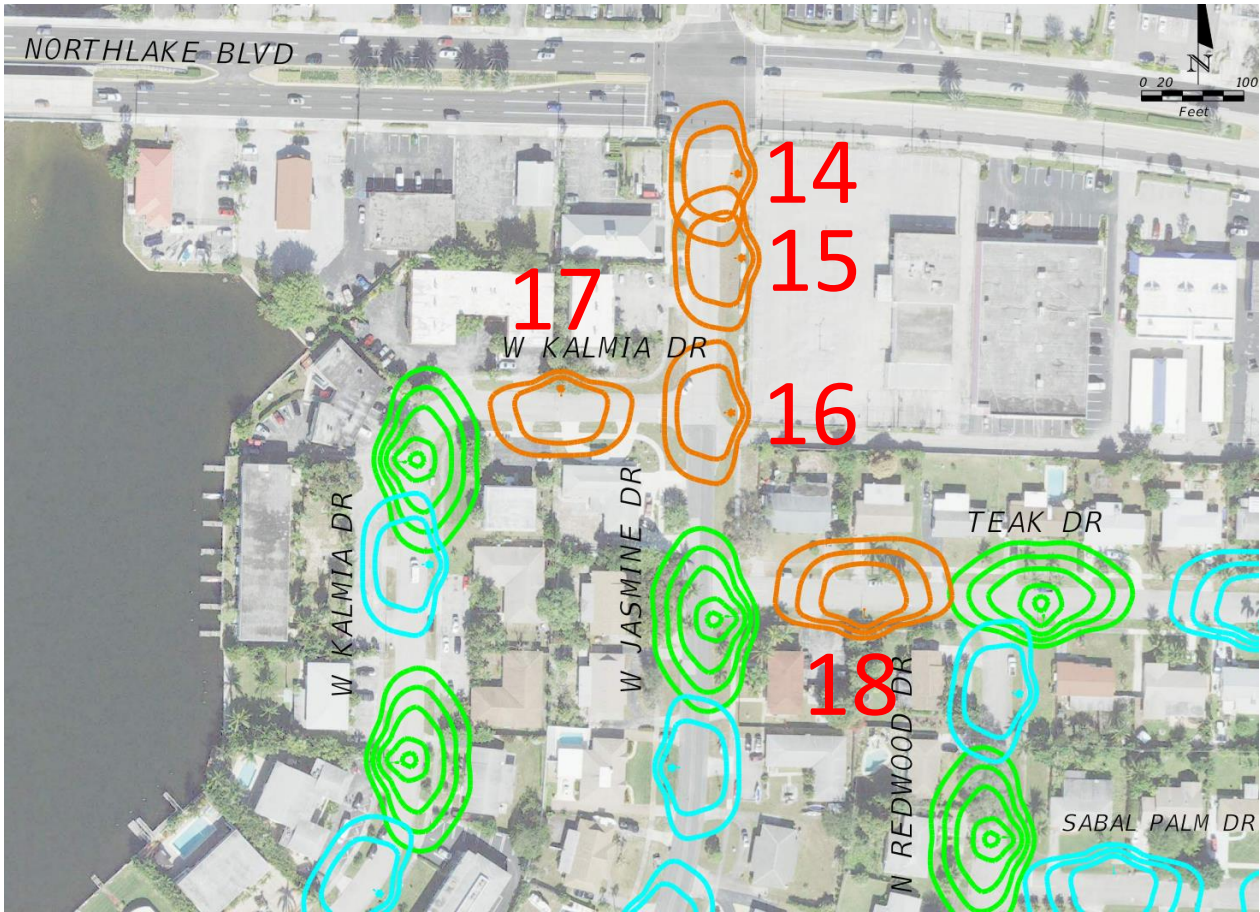
FPL LED Representative: Gladys Reyes

Feeder: 403931

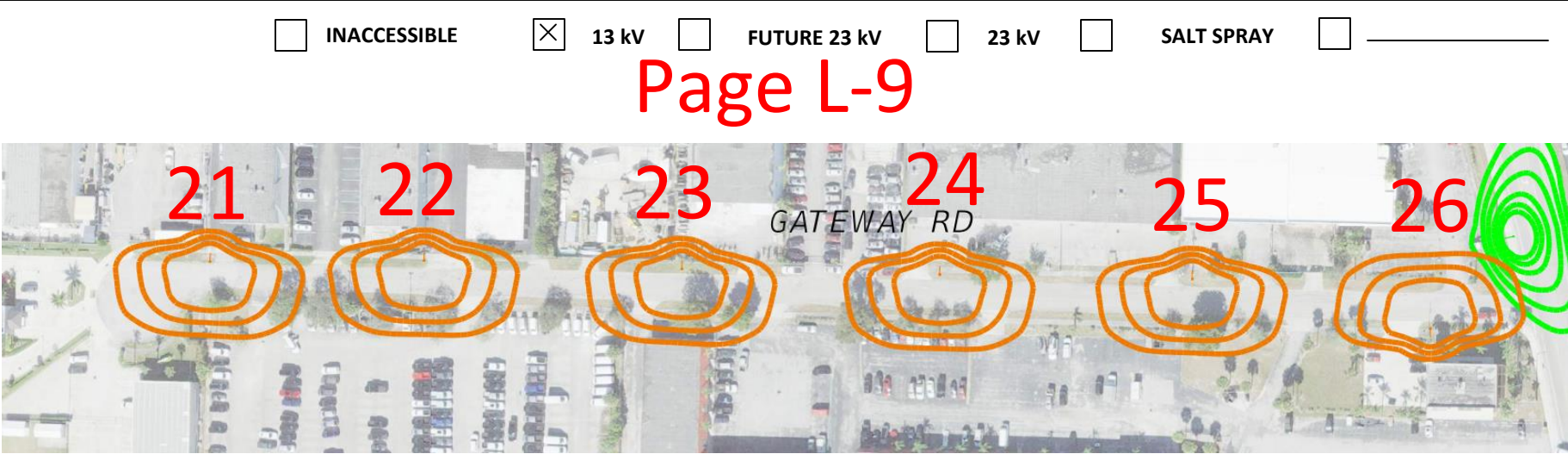
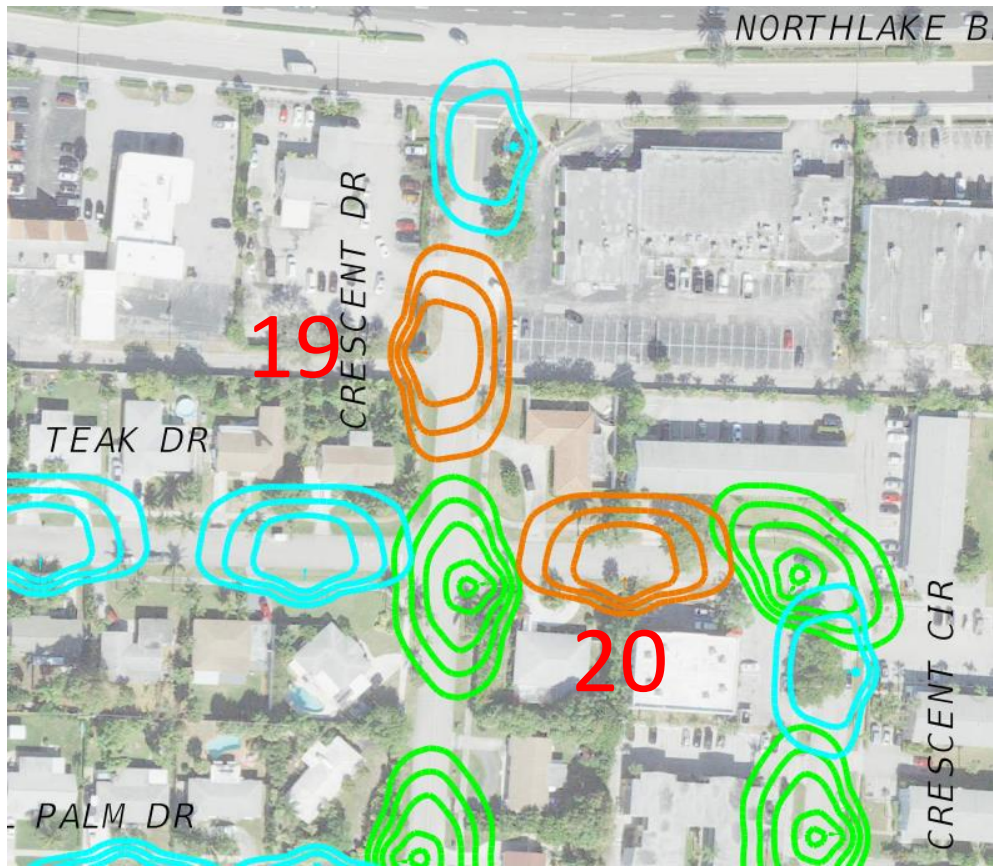
AS-BUILT CREW PRINT				ALL REQUIRED GROUND RODS HAVE BEEN DRIVEN & VERIFIED TO BE WITHIN FPL STANDARDS, VALUES ARE SHOWN AT ALL LOCATIONS.				JOB CERTIFIED COMPLETED AS SHOWN ON THIS AS-BUILT PRINT. MATERIAL CHANGES SHOWN ON ROS				AS-BUILT COPY																			
FOREMAN'S SIGNATURE _____				DATE _____				FOREMAN'S SIGNATURE _____				DATE _____				SUPERVISOR'S SIGNATURE _____				DATE _____				INITIALS _____				CERT. DATE _____			
Easement?		Yes <input checked="" type="checkbox"/> No <input type="checkbox"/>		Survey/Stake?		Yes <input checked="" type="checkbox"/> No <input type="checkbox"/>		Work with SMO?		Yes <input type="checkbox"/> No <input checked="" type="checkbox"/>		FPL		Town of Lake Park - Dist Poles INSTALL 157 Lights V/O Between Northlake Blvd & Silver Beach Rd, & Old Dixie Hwy and Lake Shore Dr, Lake Park, FL 33403																	
Tree Work?		Yes <input type="checkbox"/> No <input checked="" type="checkbox"/>		Designer/Stake?		Yes <input type="checkbox"/> No <input checked="" type="checkbox"/>		CT/Special Mtr?		Yes <input type="checkbox"/> No <input checked="" type="checkbox"/>																					
PERMIT REQ'D		City		County Rd.		County Air		State Road		FAA		Designed by: Melissa Leyva Date: 11/11/24 Drawn by: ML Check by: Dwg No. 32 OF 42 Rural Location Sec. *** TWP. *** S, RGE. *** E. SCALE: N.T.S St. Lt MAP No. MAP# Pri Map No. XXXXX WR XXXXXXXX M/A XX																			
WMD		RR Xing		DR. Dist.		Transm.		Tele. Attachment Per		Telephone Co. Job No.																					
Requested Tel. Co. Set Poles ?		YES <input type="checkbox"/> NO <input checked="" type="checkbox"/>		Requested Tel. Co. Transfer ?		YES <input type="checkbox"/> NO <input checked="" type="checkbox"/>		Request CAVT Transfer?		YES <input type="checkbox"/> NO <input checked="" type="checkbox"/>																					
POLE LINE FEET		0'		DUCT BANK FT.		0'		POLE LINE FT. ON TRANSM. POLES		0'		TRENCH FT.		0'																	
TLM/LDS MODEL No.		-		Map Posting?		YES <input checked="" type="checkbox"/> NO <input type="checkbox"/>		Posted by:																							



AS-BUILT CREW PRINT		ALL REQUIRED GROUND RODS HAVE BEEN DRIVEN & VERIFIED TO BE WITHIN FPL STANDARDS, VALUES ARE SHOWN AT ALL LOCATIONS.		JOB CERTIFIED COMPLETED AS SHOWN ON THIS AS-BUILT PRINT. MATERIAL CHANGES SHOWN ON ROS		AS-BUILT COPY	
FOREMAN'S SIGNATURE _____ DATE _____		FOREMAN'S SIGNATURE _____ DATE _____		SUPERVISOR'S SIGNATURE _____ DATE _____		INITIALS _____ CERT. DATE _____	
Easement? Yes <input checked="" type="checkbox"/> No <input type="checkbox"/>		Survey/Stake? Yes <input checked="" type="checkbox"/> No <input type="checkbox"/>		Work with SMO? Yes <input type="checkbox"/> No <input checked="" type="checkbox"/>		FPL Town of Lake Park - Dist Poles INSTALL 157 Lights V/O Between Northlake Blvd & Silver Beach Rd, & Old Dixie Hwy and Lake Shore Dr, Lake Park, FL 33403	
Tree Work? Yes <input type="checkbox"/> No <input checked="" type="checkbox"/>		Designer/Stake? Yes <input type="checkbox"/> No <input checked="" type="checkbox"/>		CT/Special Mtr? Yes <input type="checkbox"/> No <input checked="" type="checkbox"/>			
PERMIT REQ'D	City	County Rd.	County Air	State Road	FAA		
	WMD	RR Xing	DR. Dist.	Transm.			
Requested Tel. Co. Set Poles? YES <input type="checkbox"/> NO <input checked="" type="checkbox"/>		Tele. Attachment Per		Designed by: Melissa Leyva Date: 11/11/24			
Requested Tel. Co. Transfer? YES <input type="checkbox"/> NO <input checked="" type="checkbox"/>		Telephone Co. Job No.		Drawn by: ML Check by: Dwg No. 33 OF 42			
Request CAVT Transfer? YES <input type="checkbox"/> NO <input checked="" type="checkbox"/>				Rural Location Sec. *** TWP. *** S, RGE. *** E.			
POLE LINE FEET 0'		DUCT BANK FT. 0'		SCALE: N.T.S. St. Lt MAP No. MAP# Pri Map No. XXXXX			
POLE LINE FT. ON TRANSM. POLES 0'		TRENCH FT. 0'		WR XXXXXXXX M/A XX			
TLM/LDS MODEL No. -		Map Posting? YES <input checked="" type="checkbox"/> NO <input type="checkbox"/> Posted by:					



Page L-8

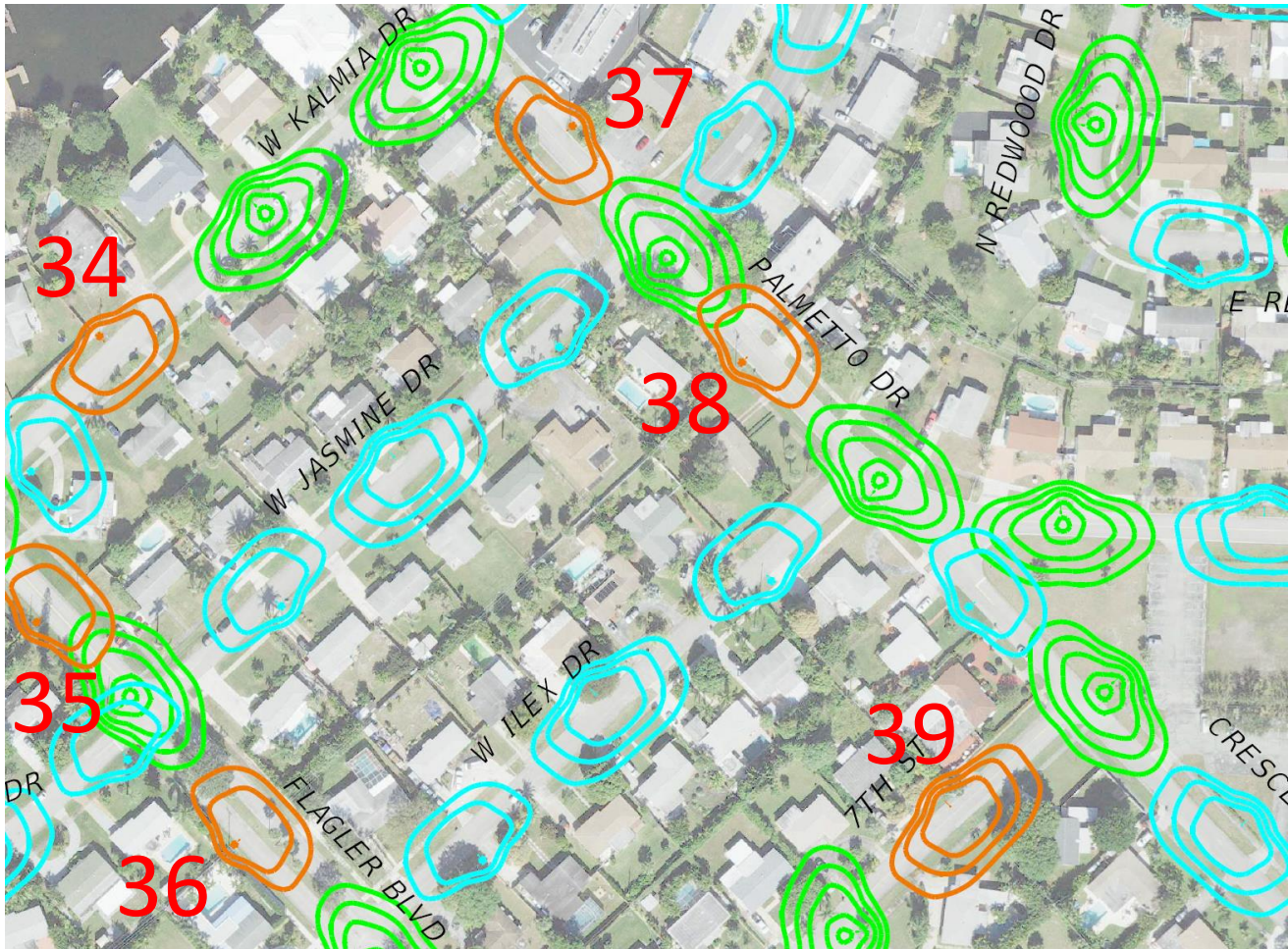


Page L-12



AS-BUILT CREW PRINT		ALL REQUIRED GROUND RODS HAVE BEEN DRIVEN & VERIFIED TO BE WITHIN FPL STANDARDS, VALUES ARE SHOWN AT ALL LOCATIONS.		JOB CERTIFIED COMPLETED AS SHOWN ON THIS AS-BUILT PRINT. MATERIAL CHANGES SHOWN ON ROS		AS-BUILT COPY	
FOREMAN'S SIGNATURE _____ DATE _____		FOREMAN'S SIGNATURE _____ DATE _____		SUPERVISOR'S SIGNATURE _____ DATE _____		INITIALS _____ CERT. DATE _____	
Easement? Yes <input checked="" type="checkbox"/> No <input type="checkbox"/>		Survey/Stake? Yes <input checked="" type="checkbox"/> No <input type="checkbox"/>		Work with SMO? Yes <input type="checkbox"/> No <input checked="" type="checkbox"/>		FPL Town of Lake Park - Dist Poles INSTALL 157 Lights V/O Between Northlake Blvd & Silver Beach Rd, & Old Dixie Hwy and Lake Shore Dr, Lake Park, FL 33403	
Tree Work? Yes <input type="checkbox"/> No <input checked="" type="checkbox"/>		Designer/Stake? Yes <input type="checkbox"/> No <input checked="" type="checkbox"/>		CT/Special Mtr? Yes <input type="checkbox"/> No <input checked="" type="checkbox"/>			
PERMIT REQ'D	City	County Rd.	County Air	State Road	FAA		
	WMD	RR Xing	DR. Dist.	Transm.			
Requested Tel. Co. Set Poles? YES <input type="checkbox"/> NO <input checked="" type="checkbox"/>		Tele. Attachment Per		Designed by: Melissa Leyva Date: 11/11/24			
Requested Tel. Co. Transfer? YES <input type="checkbox"/> NO <input checked="" type="checkbox"/>		Telephone Co. Job No.		Drawn by: ML Check by: Dwg No. 34 OF 42			
Request CAVT Transfer? YES <input type="checkbox"/> NO <input checked="" type="checkbox"/>				Rural Location Sec. *** TWP. *** S, RGE. *** E.			
POLE LINE FEET 0'		DUCT BANK FT. 0'		SCALE: N.T.S. St. Lt MAP No. MAP# Pri Map No. XXXXX			
POLE LINE FT. ON TRANSM. POLES 0'		TRENCH FT. 0'		WR XXXXXXXX M/A XX			
TLM/LDS MODEL No. -		Map Posting? YES <input checked="" type="checkbox"/> NO <input type="checkbox"/> Posted by:					

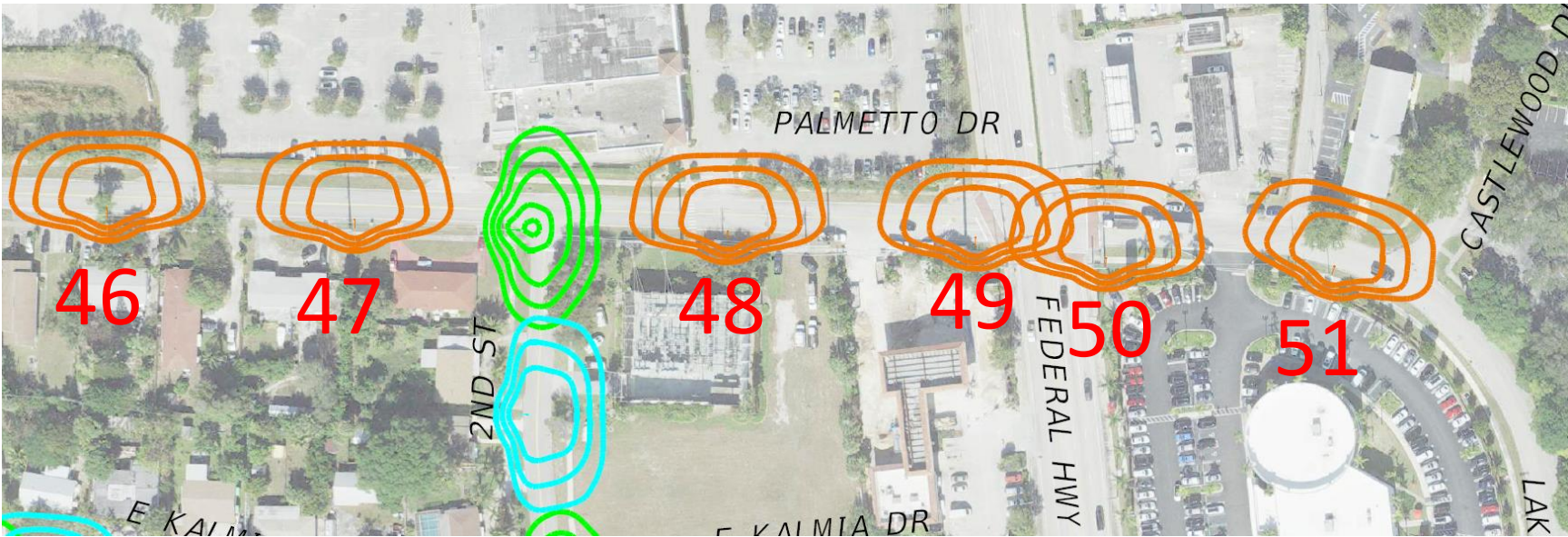
Page L-13



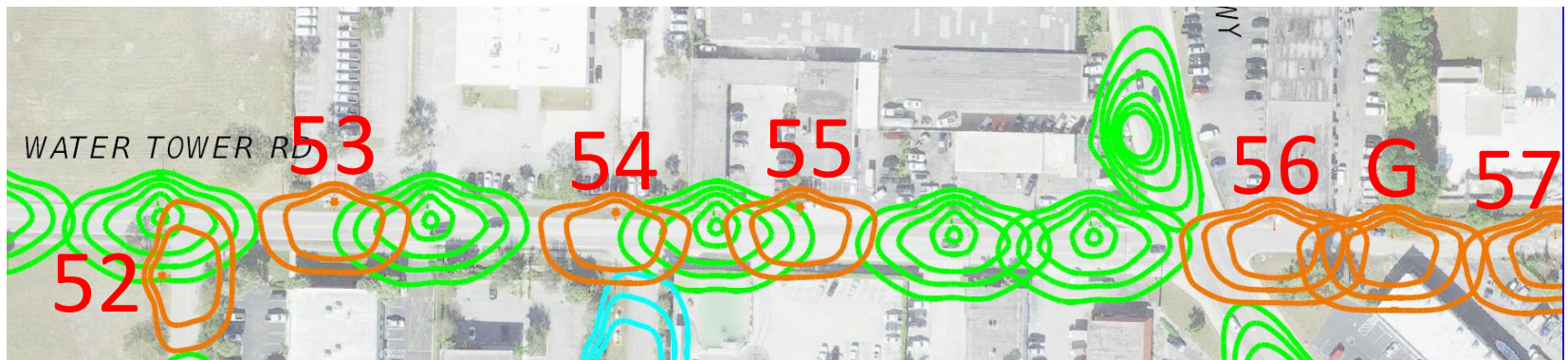
Page L-14



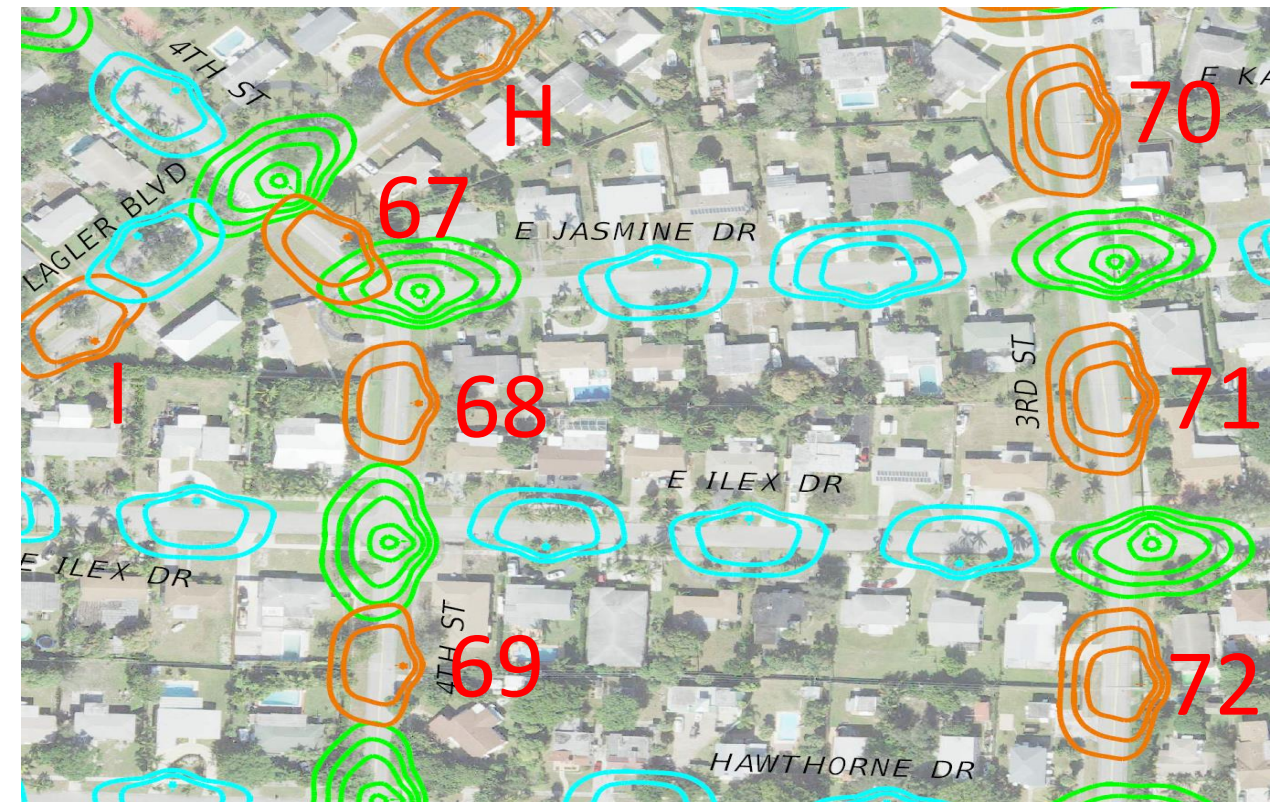
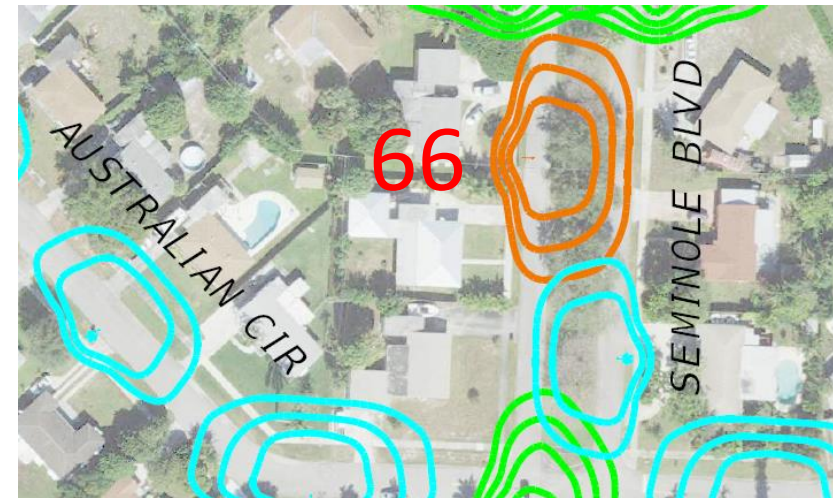
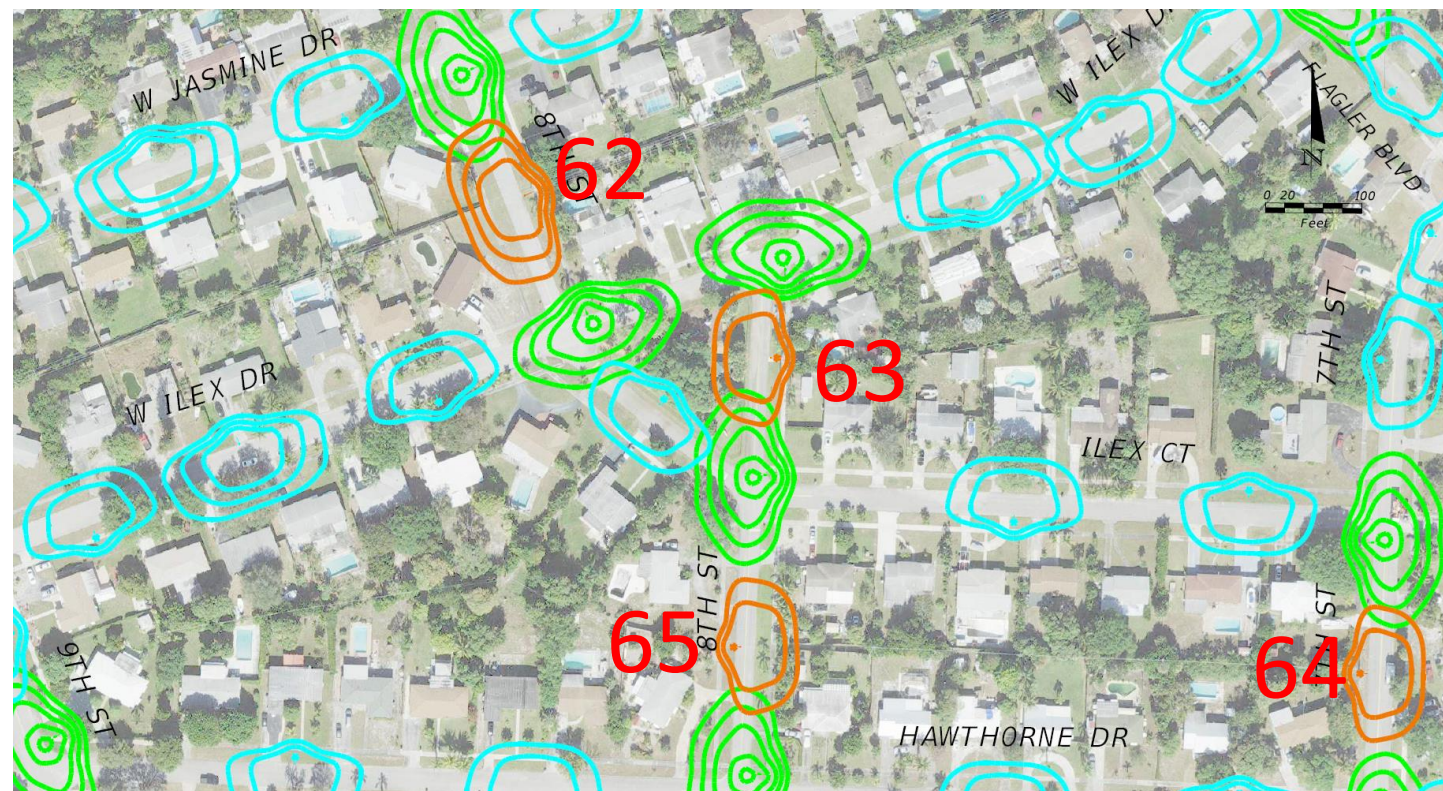
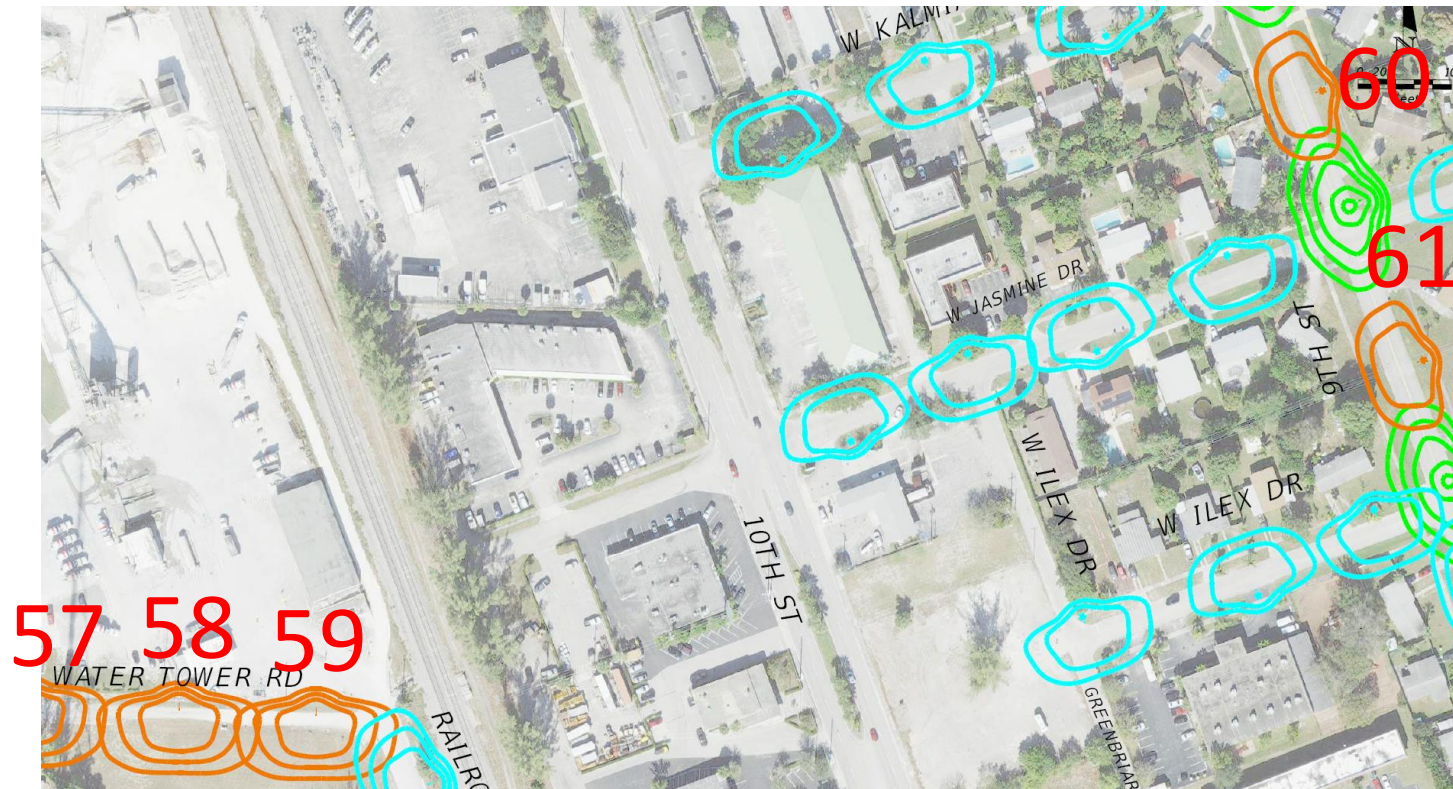
Page L-15



Page L-16

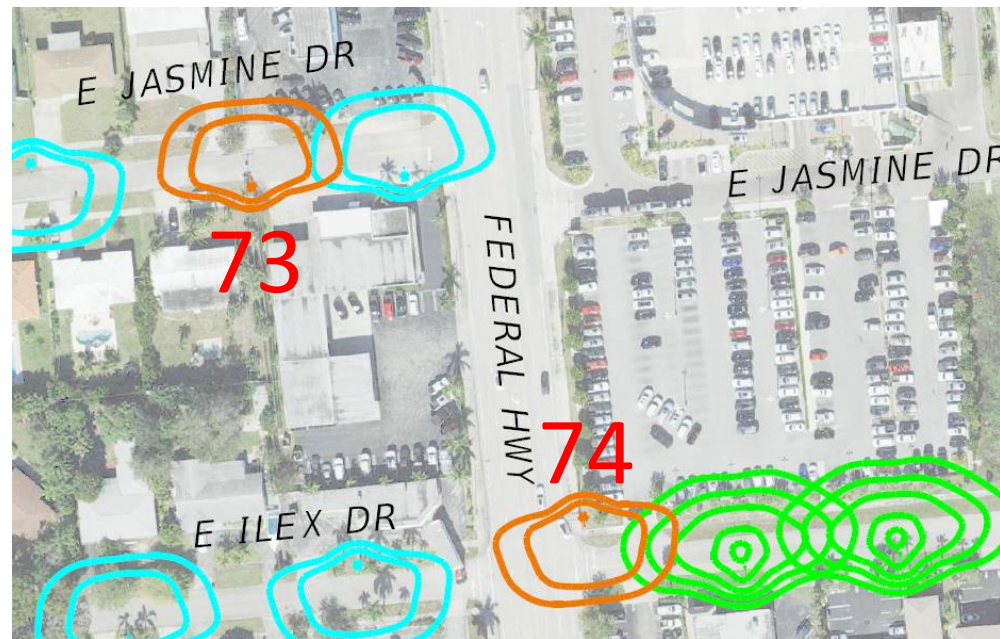


AS-BUILT CREW PRINT		ALL REQUIRED GROUND RODS HAVE BEEN DRIVEN & VERIFIED TO BE WITHIN FPL STANDARDS, VALUES ARE SHOWN AT ALL LOCATIONS.		JOB CERTIFIED COMPLETED AS SHOWN ON THIS AS-BUILT PRINT. MATERIAL CHANGES SHOWN ON ROS		AS-BUILT COPY	
FOREMAN'S SIGNATURE _____ DATE _____		FOREMAN'S SIGNATURE _____ DATE _____		SUPERVISOR'S SIGNATURE _____ DATE _____		INITIALS _____ CERT. DATE _____	
Easement? Yes <input checked="" type="checkbox"/> No <input type="checkbox"/>		Survey/Stake? Yes <input checked="" type="checkbox"/> No <input type="checkbox"/>		Work with SMO? Yes <input type="checkbox"/> No <input checked="" type="checkbox"/>		FPL Town of Lake Park - Dist Poles INSTALL 157 Lights V/O Between Northlake Blvd & Silver Beach Rd, & Old Dixie Hwy and Lake Shore Dr, Lake Park, FL 33403	
Tree Work? Yes <input type="checkbox"/> No <input checked="" type="checkbox"/>		Designer/Stake? Yes <input type="checkbox"/> No <input checked="" type="checkbox"/>		CT/Special Mtr? Yes <input type="checkbox"/> No <input checked="" type="checkbox"/>			
PERMIT REQ'D	City	County Rd.	County Air	State Road	FAA		
	WMD	RR Xing	DR. Dist.	Transm.			
Requested Tel. Co. Set Poles? YES <input type="checkbox"/> NO <input checked="" type="checkbox"/>		Tele. Attachment Per		Designed by: Melissa Leyva Date: 11/11/24			
Requested Tel. Co. Transfer? YES <input type="checkbox"/> NO <input checked="" type="checkbox"/>		Telephone Co. Job No.		Drawn by: ML Check by: Dwg No. 35 OF 42			
Request CAVT Transfer? YES <input type="checkbox"/> NO <input checked="" type="checkbox"/>				Rural Location Sec. *** TWP. *** S, RGE. *** E.			
POLE LINE FEET 0'		DUCT BANK FT. 0'		SCALE: N.T.S. St. Lt MAP No. MAP# Pri Map No. XXXXX			
POLE LINE FT. ON TRANSM. POLES 0'		TRENCH FT. 0'					
TLM/LDS MODEL No. -		Map Posting? YES <input checked="" type="checkbox"/> NO <input type="checkbox"/> Posted by:		WR XXXXXXXX M/A XX			

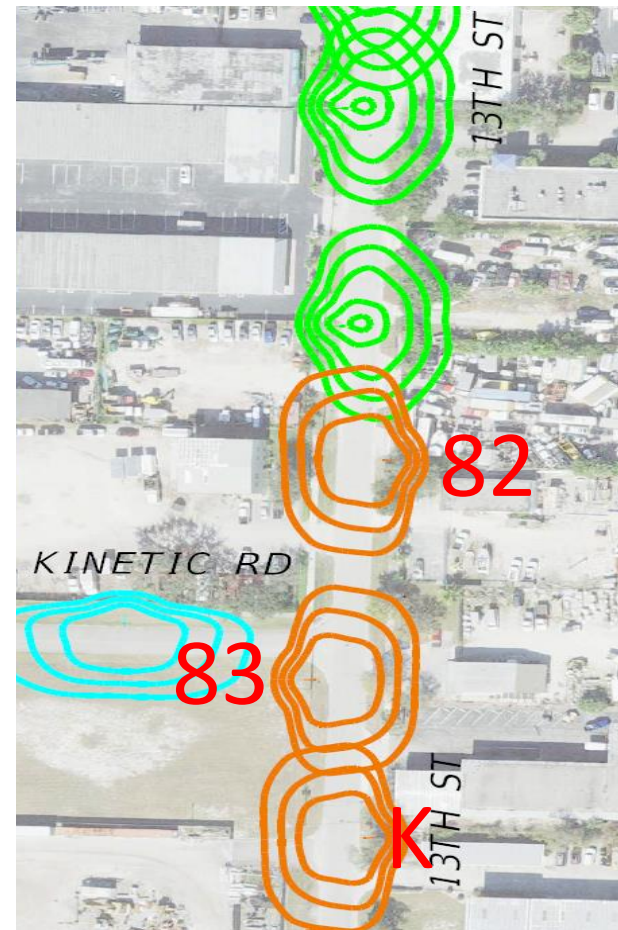


AS-BUILT CREW PRINT		ALL REQUIRED GROUND RODS HAVE BEEN DRIVEN & VERIFIED TO BE WITHIN FPL STANDARDS, VALUES ARE SHOWN AT ALL LOCATIONS.		JOB CERTIFIED COMPLETED AS SHOWN ON THIS AS-BUILT PRINT. MATERIAL CHANGES SHOWN ON ROS		AS-BUILT COPY	
FOREMAN'S SIGNATURE _____ DATE _____		FOREMAN'S SIGNATURE _____ DATE _____		SUPERVISOR'S SIGNATURE _____ DATE _____		INITIALS _____ CERT. DATE _____	
Easement? Yes <input checked="" type="checkbox"/> No <input type="checkbox"/>		Survey/Stake? Yes <input checked="" type="checkbox"/> No <input type="checkbox"/>		Work with SMO? Yes <input type="checkbox"/> No <input checked="" type="checkbox"/>		FPL Town of Lake Park - Dist Poles INSTALL 157 Lights V/O Between Northlake Blvd & Silver Beach Rd, & Old Dixie Hwy and Lake Shore Dr, Lake Park, FL 33403	
Tree Work? Yes <input type="checkbox"/> No <input checked="" type="checkbox"/>		Designer/Stake? Yes <input type="checkbox"/> No <input checked="" type="checkbox"/>		CT/Special Mtr? Yes <input type="checkbox"/> No <input checked="" type="checkbox"/>			
PERMIT REQ'D	City	County Rd.	County Air	State Road	FAA		
	WMD	RR Xing	DR. Dist.	Transm.			
Requested Tel. Co. Set Poles? YES <input type="checkbox"/> NO <input checked="" type="checkbox"/>		Tele. Attachment Per		Designed by: Melissa Leyva Date: 11/11/24			
Requested Tel. Co. Transfer? YES <input type="checkbox"/> NO <input checked="" type="checkbox"/>		Telephone Co. Job No.		Drawn by: ML Check by: Dwg No. 36 OF 42			
Request CAVT Transfer? YES <input type="checkbox"/> NO <input checked="" type="checkbox"/>				Rural Location Sec. *** TWP. *** S, RGE. *** E.			
POLE LINE FEET 0'		DUCT BANK FT. 0'		SCALE: N.T.S St. Lt MAP No. MAP# Pri Map No. XXXXX			
POLE LINE FT. ON TRANSM. POLES 0'		TRENCH FT. 0'		WR XXXXXXXX M/A XX			
TLM/LDS MODEL No. -		Map Posting? YES <input checked="" type="checkbox"/> NO <input type="checkbox"/> Posted by:					

Page L-21



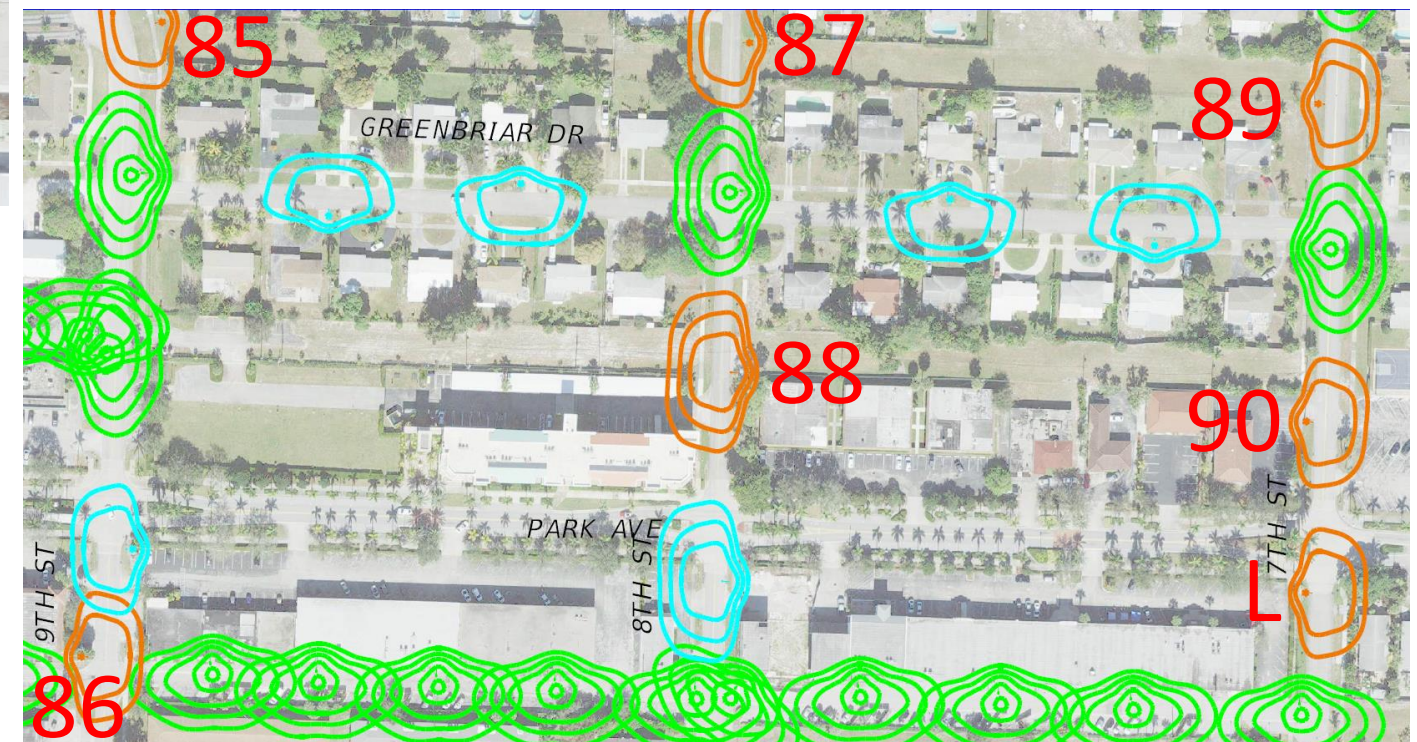
Page L-24



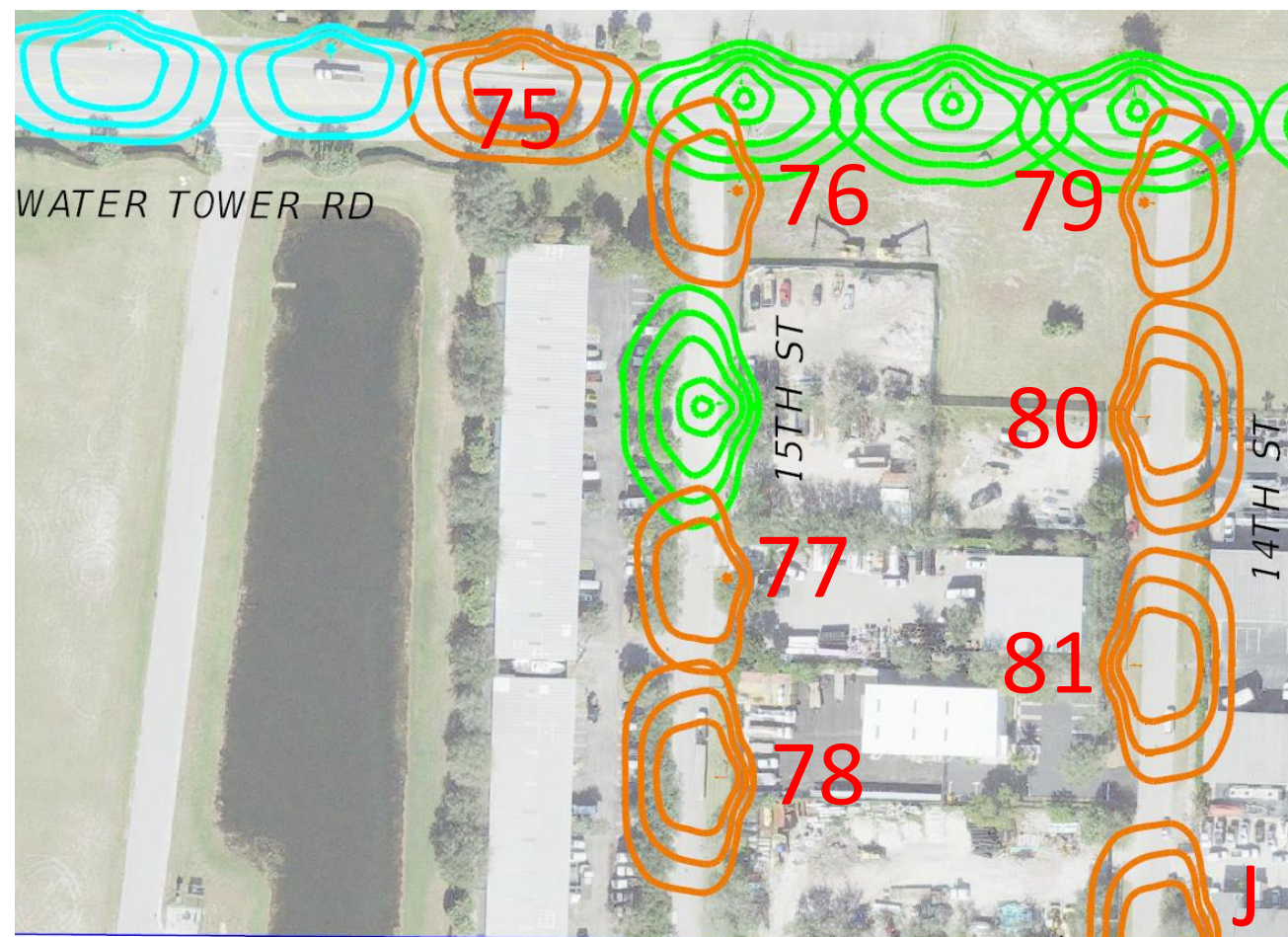
Page L-30



Page L-26



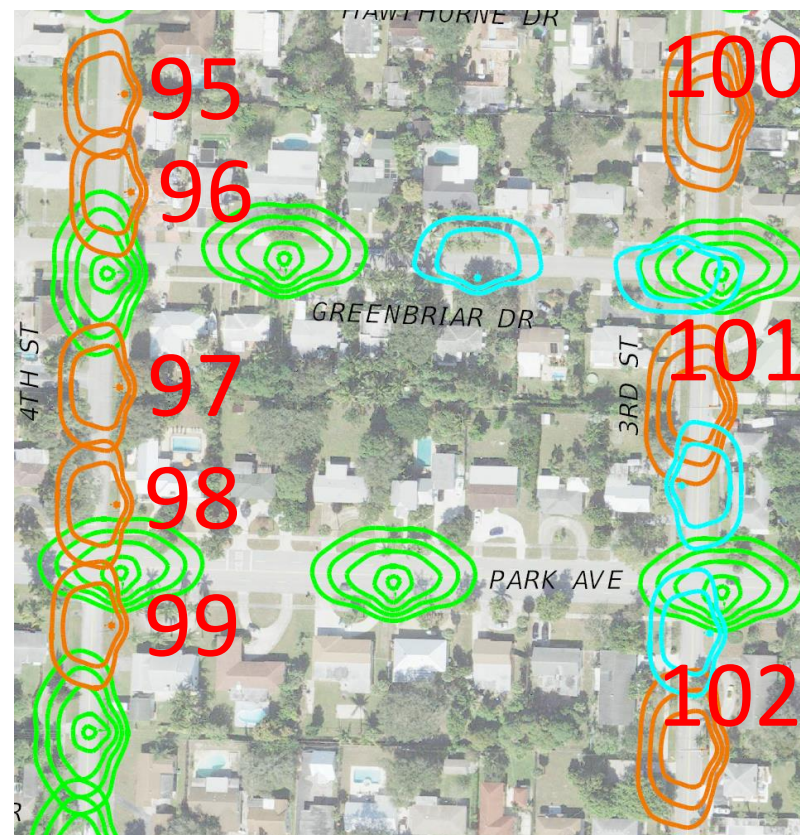
Page L-22



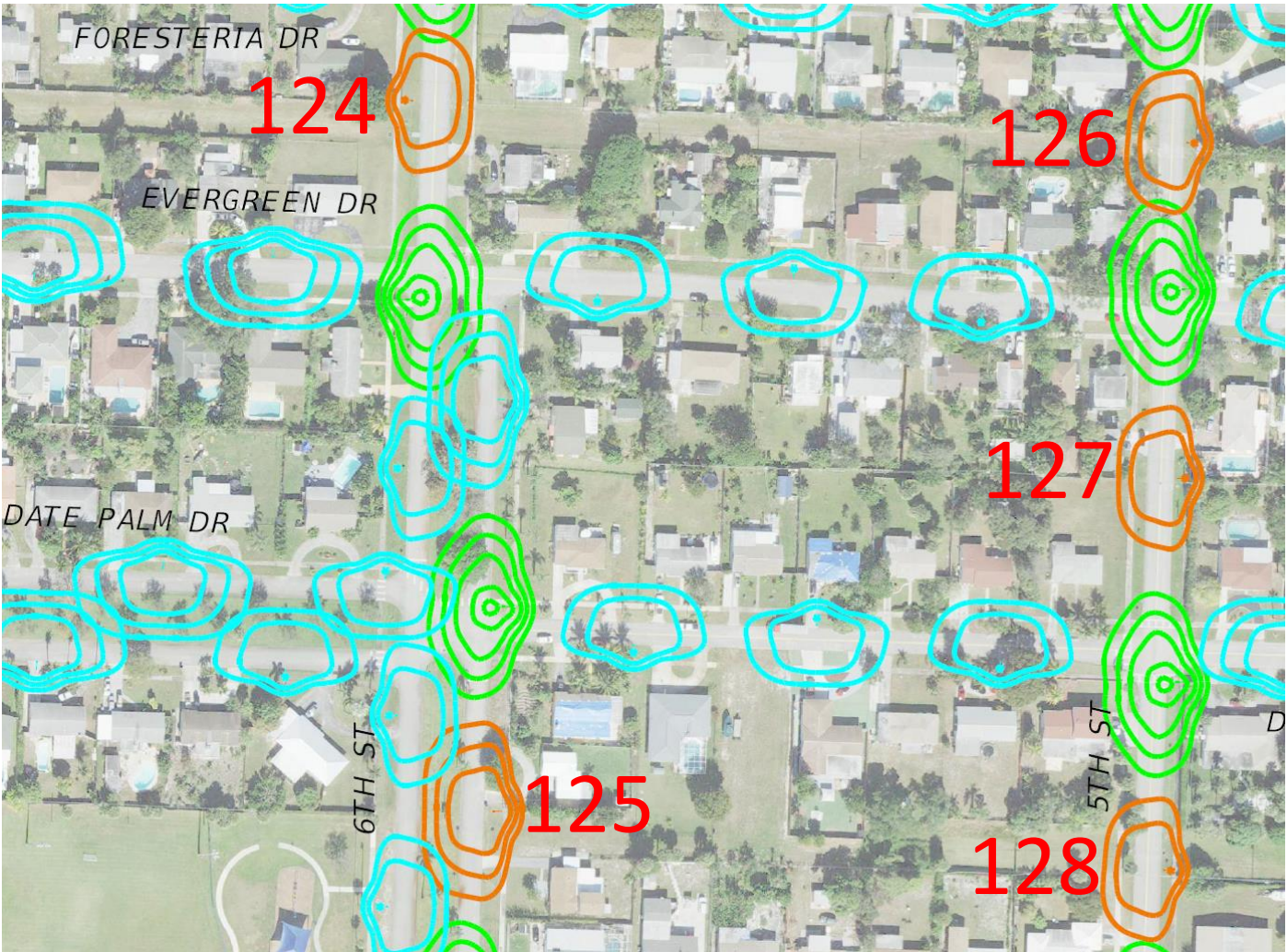
☐ INACCESSIBLE ☒ 13 kV ☐ FUTURE 23 kV ☐ 23 kV ☐ SALT SPRAY _____

AS-BUILT CREW PRINT						ALL REQUIRED GROUND RODS HAVE BEEN DRIVEN & VERIFIED TO BE WITHIN FPL STANDARDS, VALUES ARE SHOWN AT ALL LOCATIONS.		JOB CERTIFIED COMPLETED AS SHOWN ON THIS AS-BUILT PRINT. MATERIAL CHANGES SHOWN ON ROS		AS-BUILT COPY	
FOREMAN'S SIGNATURE _____			DATE _____			FOREMAN'S SIGNATURE _____			DATE _____		
SUPERVISOR'S SIGNATURE _____			DATE _____			INITIALS _____			CERT. DATE _____		
Easement? Yes <input checked="" type="checkbox"/> No <input type="checkbox"/>						Survey/Stake? Yes <input checked="" type="checkbox"/> No <input type="checkbox"/>		Work with SMO? Yes <input type="checkbox"/> No <input checked="" type="checkbox"/>		FPL Town of Lake Park - Dist Poles INSTALL 157 Lights V/O Between Northlake Blvd & Silver Beach Rd, & Old Dixie Hwy and Lake Shore Dr, Lake Park, FL 33403	
Tree Work? Yes <input type="checkbox"/> No <input checked="" type="checkbox"/>						Designer/Stake? Yes <input type="checkbox"/> No <input checked="" type="checkbox"/>		CT/Special Mtr? Yes <input type="checkbox"/> No <input checked="" type="checkbox"/>			
PERMIT REQ'D	City	County Rd.	County Air	State Road	FAA						
	WMD	RR Xing	DR. Dist.	Transm.							
Requested Tel. Co. Set Poles? YES <input type="checkbox"/> NO <input checked="" type="checkbox"/>						Tele. Attachment Per _____					
Requested Tel. Co. Transfer? YES <input type="checkbox"/> NO <input checked="" type="checkbox"/>						Telephone Co. Job No. _____					
Request CAVT Transfer? YES <input type="checkbox"/> NO <input checked="" type="checkbox"/>											
POLE LINE FEET 0'			DUCT BANK FT. 0'			Designed by: Melissa Leyva Date: 11/11/24					
POLE LINE FT. ON TRANSM. POLES 0'			TRENCH FT. 0'			Drawn by: ML Check by: Dwg No. 37 OF 42					
TLM/LDS MODEL No. -			Map Posting? YES <input checked="" type="checkbox"/> NO <input type="checkbox"/>			Posted by: WR XXXXXXXX			Rural Location Sec. *** TWP. *** S, RGE. *** E.		
									SCALE: N.T.S. St. Lt MAP No. MAP# Pri Map No. XXXXX		
									M/A XX		

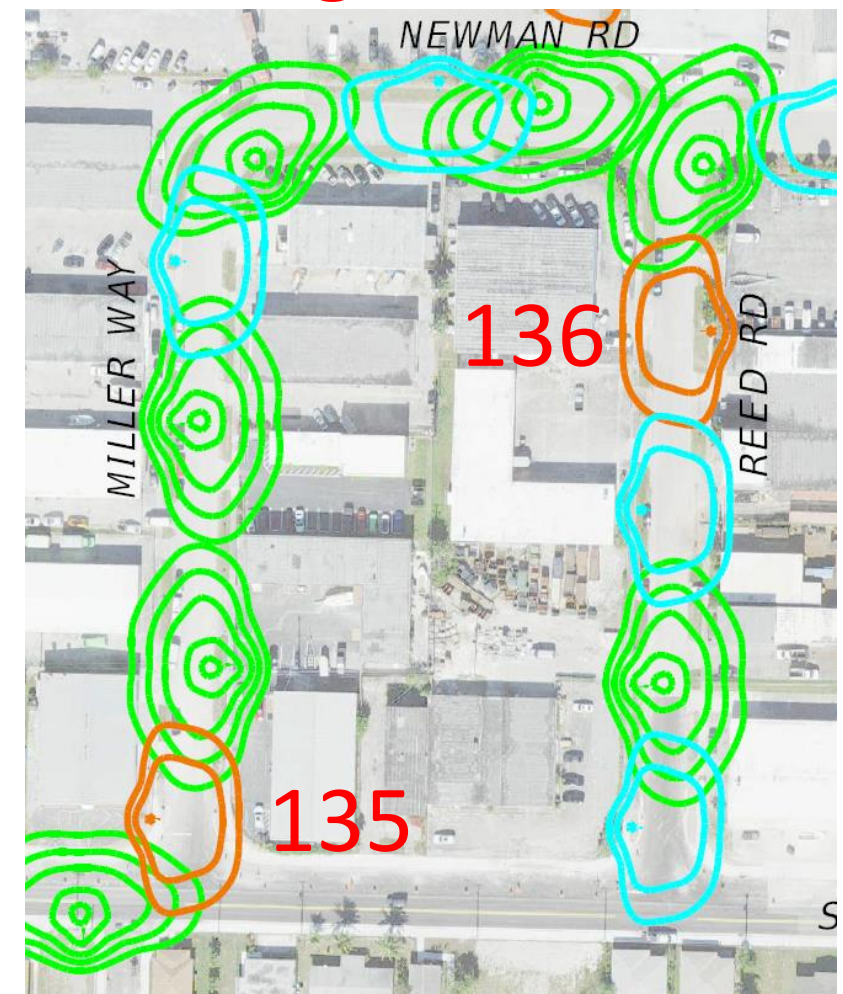
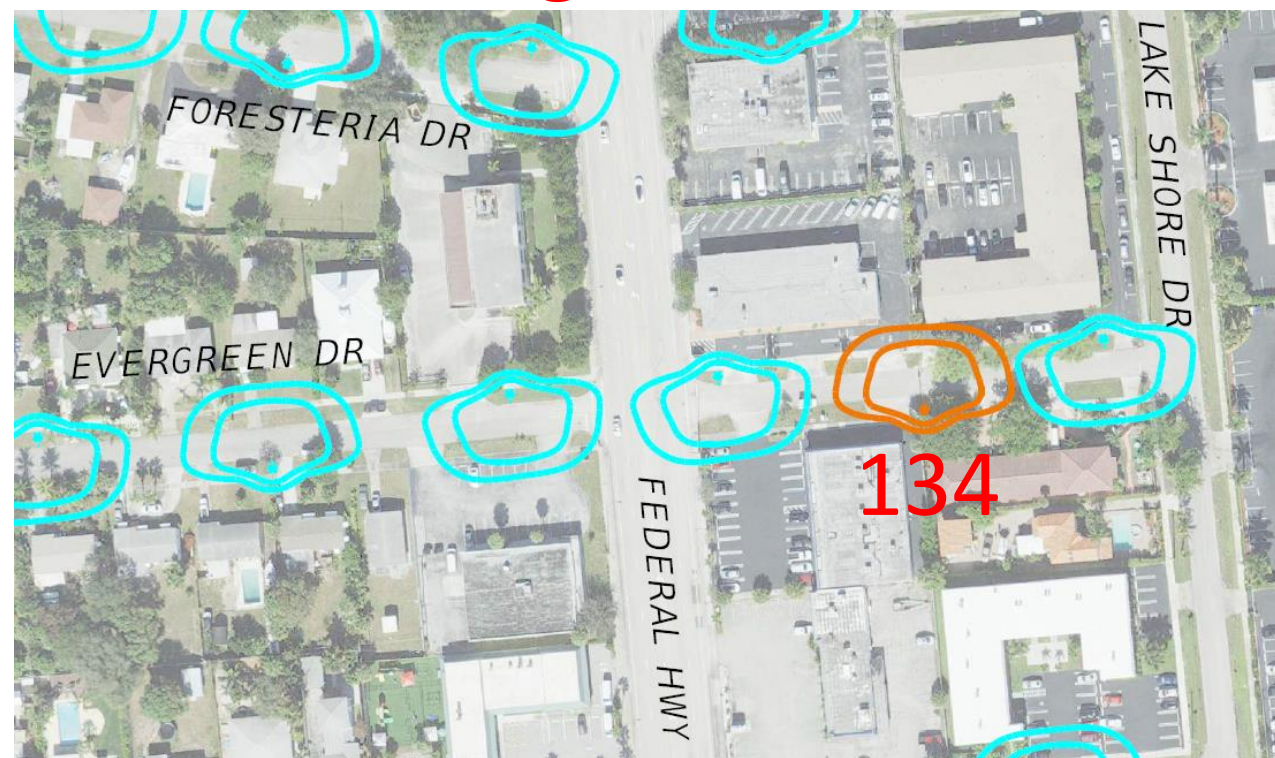
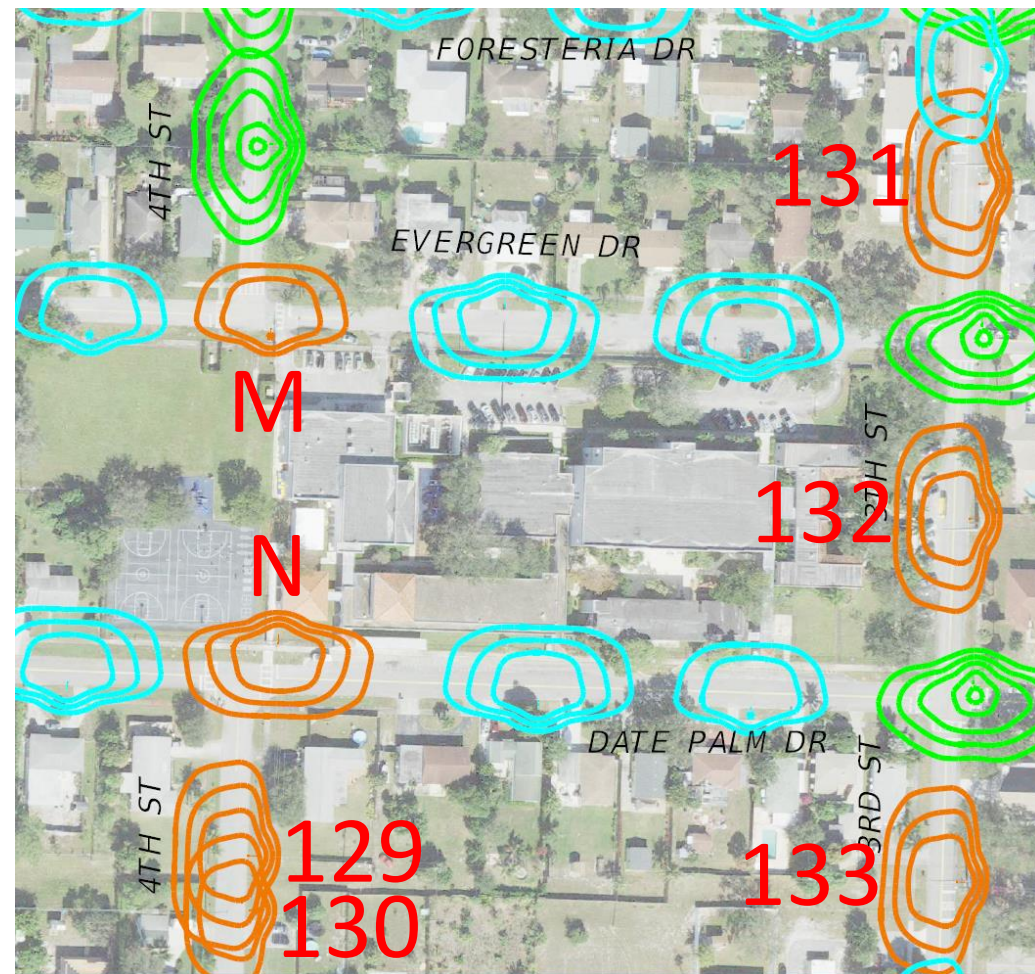
☐ INACCESSIBLE ☒ 13 kV ☐ FUTURE 23 kV ☐ 23 kV ☐ SALT SPRAY ☐ _____



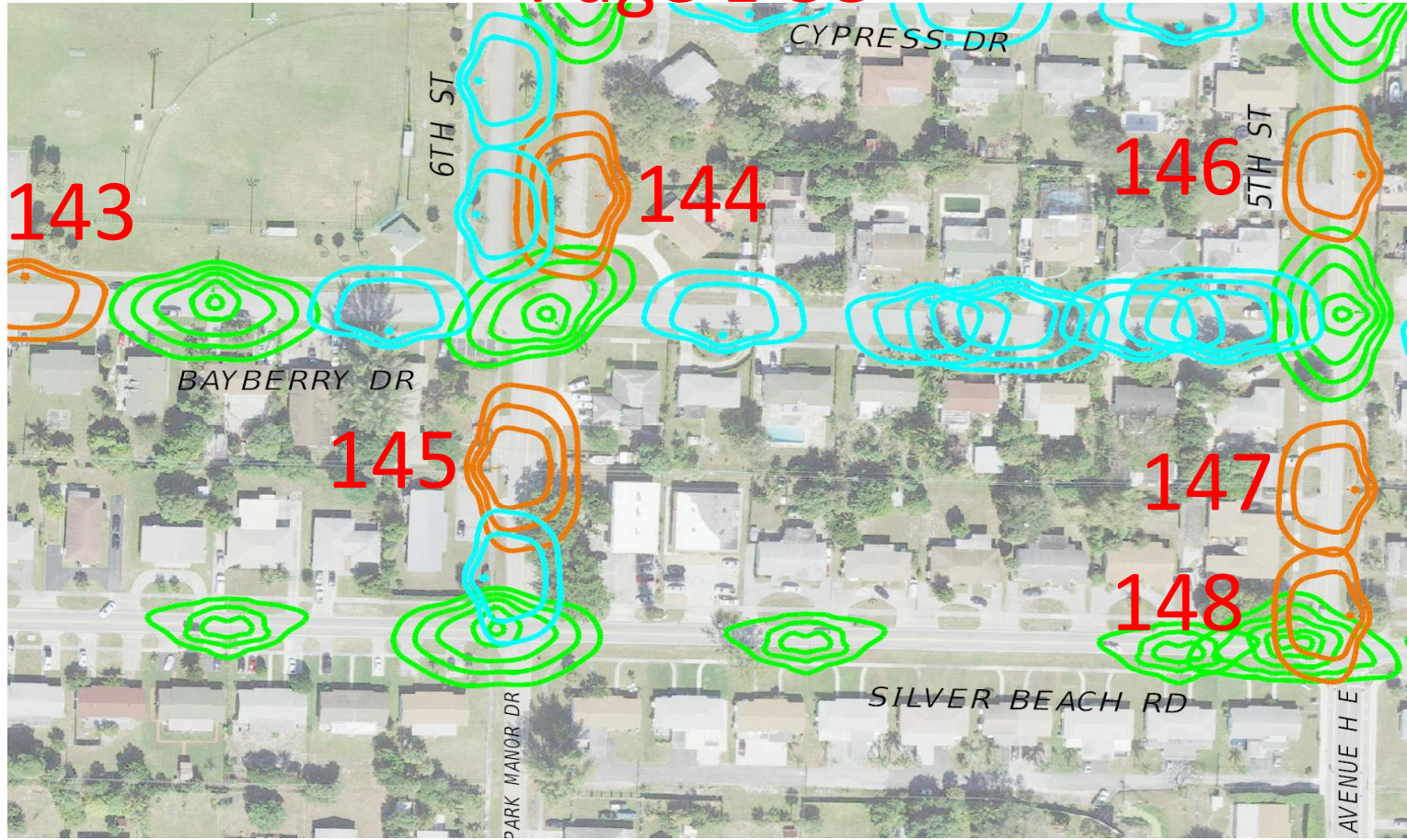
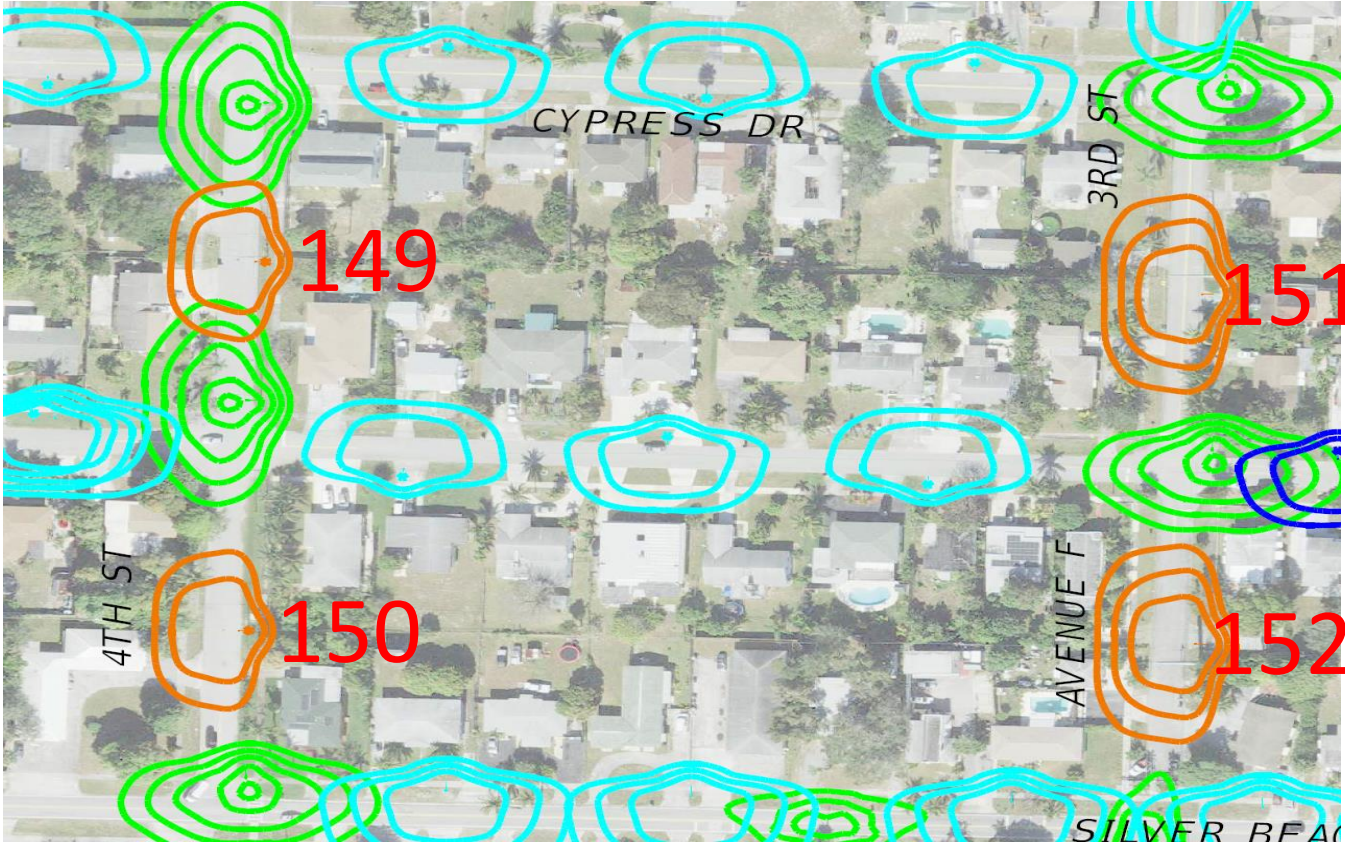
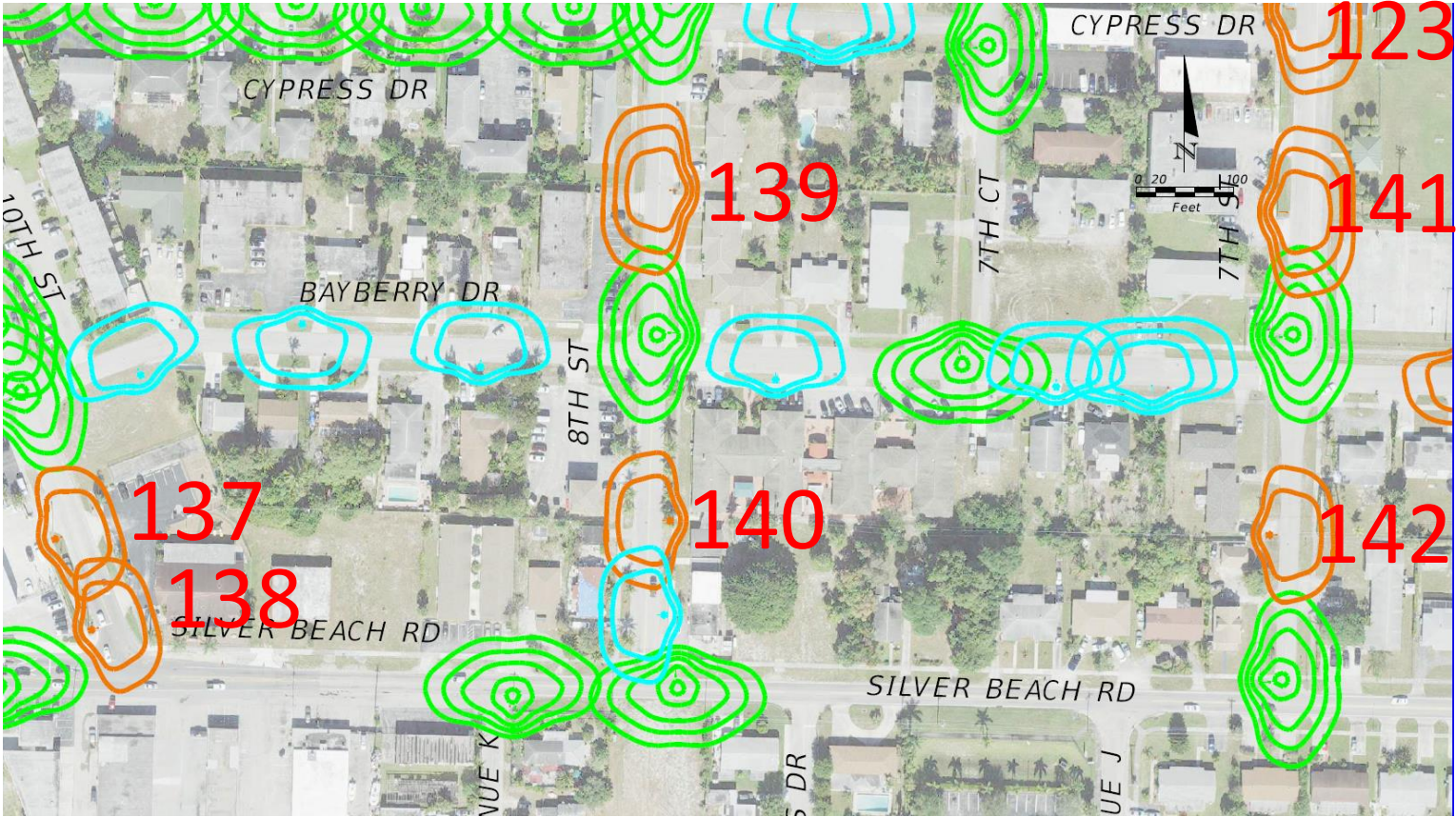
AS-BUILT CREW PRINT				ALL REQUIRED GROUND RODS HAVE BEEN DRIVEN & VERIFIED TO BE WITHIN FPL STANDARDS, VALUES ARE SHOWN AT ALL LOCATIONS.				JOB CERTIFIED COMPLETED AS SHOWN ON THIS AS-BUILT PRINT. MATERIAL CHANGES SHOWN ON RODS				AS-BUILT COPY			
FOREMAN'S SIGNATURE _____ DATE _____				FOREMAN'S SIGNATURE _____ DATE _____				SUPERVISOR'S SIGNATURE _____ DATE _____				INITIALS _____ CERT. DATE _____			
Easement? Yes <input checked="" type="checkbox"/> No <input type="checkbox"/>				Survey/Stake? Yes <input checked="" type="checkbox"/> No <input type="checkbox"/>				Work with SMO? Yes <input type="checkbox"/> No <input checked="" type="checkbox"/>				<div style="border: 1px solid black; padding: 5px; display: inline-block;">FPL</div> <div style="text-align: center; padding: 10px;"> Town of Lake Park - Dist Poles INSTALL 157 Lights V/O Between Northlake Blvd & Silver Beach Rd, & Old Dixie Hwy and Lake Shore Dr, Lake Park, FL 33403 </div>			
Tree Work? Yes <input type="checkbox"/> No <input checked="" type="checkbox"/>				Designer/Stake? Yes <input type="checkbox"/> No <input checked="" type="checkbox"/>				CT/Special Mtr? Yes <input type="checkbox"/> No <input checked="" type="checkbox"/>							
PERMIT REQ'D	City	County Rd.	County Air	State Road	FAA										
	WMD	RR Xing	DR. Dist.	Transm.											
Requested Tel. Co. Set Poles ? YES <input type="checkbox"/> NO <input checked="" type="checkbox"/>						Tele. Attachment Per _____						Designed by: Melissa Leyva Date: 11/11/24			
Requested Tel. Co. Transfer ? YES <input type="checkbox"/> NO <input checked="" type="checkbox"/>						_____						Drawn by: ML Check by: Dwg No. 38 OF 42			
Request CAVT Transfer? YES <input type="checkbox"/> NO <input checked="" type="checkbox"/>						Telephone Co. Job No. _____									
POLE LINE FEET 0'				DUCT BANK FT. 0'				Rural Location Sec. *** TWP. *** S, RGE. *** E.							
POLE LINE FT. ON TRANSM. POLES 0'				TRENCH FT. 0'				SCALE: N.T.S.				St. Lt MAP No. MAP#		Pri Map No. XXXXX	
TLM/LDS MODEL No. -		Map Posting? YES <input checked="" type="checkbox"/> NO <input type="checkbox"/>		Posted by:		WR XXXXXXXXXX				M/A XX					



AS-BUILT CREW PRINT				ALL REQUIRED GROUND RODS HAVE BEEN DRIVEN & VERIFIED TO BE WITHIN FPL STANDARDS, VALUES ARE SHOWN AT ALL LOCATIONS.				JOB CERTIFIED COMPLETED AS SHOWN ON THIS AS-BUILT PRINT. MATERIAL CHANGES SHOWN ON ROS				AS-BUILT COPY	
FOREMAN'S SIGNATURE _____ DATE _____				FOREMAN'S SIGNATURE _____ DATE _____				SUPERVISOR'S SIGNATURE _____ DATE _____				INITIALS _____ CERT. DATE _____	
Easement? Yes <input checked="" type="checkbox"/> No <input type="checkbox"/>		Survey/Stake? Yes <input checked="" type="checkbox"/> No <input type="checkbox"/>		Work with SMO? Yes <input type="checkbox"/> No <input checked="" type="checkbox"/>		FPL		Town of Lake Park - Dist Poles INSTALL 157 Lights V/O Between Northlake Blvd & Silver Beach Rd, & Old Dixie Hwy and Lake Shore Dr, Lake Park, FL 33403					
Tree Work? Yes <input type="checkbox"/> No <input checked="" type="checkbox"/>		Designer/Stake? Yes <input type="checkbox"/> No <input checked="" type="checkbox"/>		CT/Special Mtr? Yes <input type="checkbox"/> No <input checked="" type="checkbox"/>									
PERMIT REQ'D	City	County Rd.	County Air	State Road	FAA								
	WMD	RR Xing	DR. Dist.	Transm.									
Requested Tel. Co. Set Poles ? YES <input type="checkbox"/> NO <input checked="" type="checkbox"/>		Requested Tel. Co. Transfer ? YES <input type="checkbox"/> NO <input checked="" type="checkbox"/>		Request CAVT Transfer? YES <input type="checkbox"/> NO <input checked="" type="checkbox"/>		Tele. Attachment Per _____ Telephone Co. Job No. _____		Designed by: Melissa Leyva Date: 11/11/24					
POLE LINE FEET 0'		DUCT BANK FT. 0'		POLE LINE FT. ON TRANSM. POLES 0'		TRENCH FT. 0'		Drawn by: ML Check by: Dwg No. 39 OF 42					
TLM/LDS MODEL No. -		Map Posting? YES <input checked="" type="checkbox"/> NO <input type="checkbox"/>		Posted by:		Rural Location Sec. *** TWP. *** S, RGE. *** E.							
						SCALE: N.T.S		St. Lt MAP No. MAP#		Pri Map No. XXXXX			
						WR XXXXXXXXX				M/A XX			



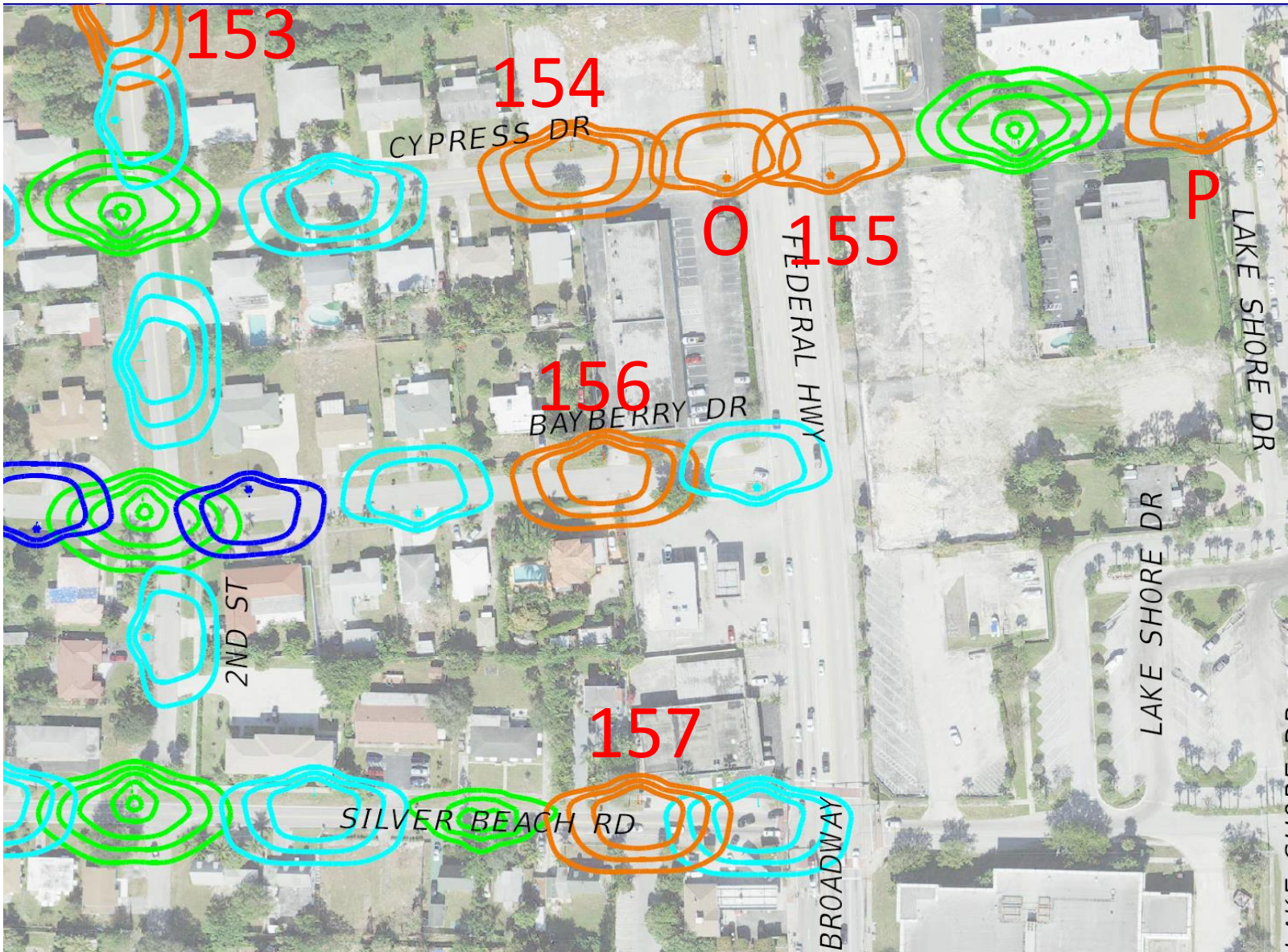
AS-BUILT CREW PRINT		ALL REQUIRED GROUND RODS HAVE BEEN DRIVEN & VERIFIED TO BE WITHIN FPL STANDARDS, VALUES ARE SHOWN AT ALL LOCATIONS.		JOB CERTIFIED COMPLETED AS SHOWN ON THIS AS-BUILT PRINT. MATERIAL CHANGES SHOWN ON ROS		AS-BUILT COPY	
FOREMAN'S SIGNATURE _____ DATE _____		FOREMAN'S SIGNATURE _____ DATE _____		SUPERVISOR'S SIGNATURE _____ DATE _____		INITIALS _____ CERT. DATE _____	
Easement? Yes <input checked="" type="checkbox"/> No <input type="checkbox"/>		Survey/Stake? Yes <input checked="" type="checkbox"/> No <input type="checkbox"/>		Work with SMO? Yes <input type="checkbox"/> No <input checked="" type="checkbox"/>		FPL Town of Lake Park - Dist Poles INSTALL 157 Lights V/O Between Northlake Blvd & Silver Beach Rd, & Old Dixie Hwy and Lake Shore Dr, Lake Park, FL 33403	
Tree Work? Yes <input type="checkbox"/> No <input checked="" type="checkbox"/>		Designer/Stake? Yes <input type="checkbox"/> No <input checked="" type="checkbox"/>		CT/Special Mtr? Yes <input type="checkbox"/> No <input checked="" type="checkbox"/>			
PERMIT REQ'D	City	County Rd.	County Air	State Road	FAA		
	WMD	RR Xing	DR. Dist.	Transm.			
Requested Tel. Co. Set Poles? YES <input type="checkbox"/> NO <input checked="" type="checkbox"/>		Requested Tel. Co. Transfer? YES <input type="checkbox"/> NO <input checked="" type="checkbox"/>		Request CAVT Transfer? YES <input type="checkbox"/> NO <input checked="" type="checkbox"/>		Tele. Attachment Per _____	
POLE LINE FEET 0'		DUCT BANK FT. 0'		Telephone Co. Job No. _____		Designed by: Melissa Leyva Date: 11/11/24	
POLE LINE FT. ON TRANSM. POLES 0'		TRENCH FT. 0'		SCALE: N.T.S		Drawn by: ML Check by: Dwg No. 40 OF 42	
TLM/LDS MODEL No. -		Map Posting? YES <input checked="" type="checkbox"/> NO <input type="checkbox"/>		Posted by: _____		Rural Location Sec. *** TWP. *** S, RGE. *** E.	
				WR XXXXXXXX		Pri Map No. XXXXX M/A XX	



☐ INACCESSIBLE ☒ 13 kV ☐ FUTURE 23 kV ☐ 23 kV ☐ SALT SPRAY ☐

AS-BUILT CREW PRINT		ALL REQUIRED GROUND RODS HAVE BEEN DRIVEN & VERIFIED TO BE WITHIN FPL STANDARDS, VALUES ARE SHOWN AT ALL LOCATIONS.		JOB CERTIFIED COMPLETED AS SHOWN ON THIS AS-BUILT PRINT. MATERIAL CHANGES SHOWN ON ROS		AS-BUILT COPY	
FOREMAN'S SIGNATURE _____ DATE _____		FOREMAN'S SIGNATURE _____ DATE _____		SUPERVISOR'S SIGNATURE _____ DATE _____		INITIALS _____ CERT. DATE _____	
Easement? Yes <input checked="" type="checkbox"/> No <input type="checkbox"/>		Survey/Stake? Yes <input checked="" type="checkbox"/> No <input type="checkbox"/>		Work with SMO? Yes <input type="checkbox"/> No <input checked="" type="checkbox"/>		FPL Town of Lake Park - Dist Poles INSTALL 157 Lights V/O Between Northlake Blvd & Silver Beach Rd, & Old Dixie Hwy and Lake Shore Dr, Lake Park, FL 33403	
Tree Work? Yes <input type="checkbox"/> No <input checked="" type="checkbox"/>		Designer/Stake? Yes <input type="checkbox"/> No <input checked="" type="checkbox"/>		CT/Special Mtr? Yes <input type="checkbox"/> No <input checked="" type="checkbox"/>			
PERMIT REQ'D	City	County Rd.	County Air	State Road	FAA		
	WMD	RR Xing	DR. Dist.	Transm.			
Requested Tel. Co. Set Poles? YES <input type="checkbox"/> NO <input checked="" type="checkbox"/>		Tele. Attachment Per		Designed by: Melissa Leyva Date: 11/11/24			
Requested Tel. Co. Transfer? YES <input type="checkbox"/> NO <input checked="" type="checkbox"/>		Telephone Co. Job No.		Drawn by: ML Check by: Dwg No. 41 OF 42			
Request CAVT Transfer? YES <input type="checkbox"/> NO <input checked="" type="checkbox"/>				Rural Location Sec. *** TWP. *** S, RGE. *** E.			
POLE LINE FEET 0'		DUCT BANK FT. 0'		SCALE: N.T.S. St. Lt MAP No. MAP# Pri Map No. XXXXX			
POLE LINE FT. ON TRANSM. POLES 0'		TRENCH FT. 0'					
TLM/LDS MODEL No. -		Map Posting? YES <input checked="" type="checkbox"/> NO <input type="checkbox"/> Posted by:		WR XXXXXXXX M/A XX			

Page L-40



AS-BUILT CREW PRINT				ALL REQUIRED GROUND RODS HAVE BEEN DRIVEN & VERIFIED TO BE WITHIN FPL STANDARDS, VALUES ARE SHOWN AT ALL LOCATIONS.				JOB CERTIFIED COMPLETED AS SHOWN ON THIS AS-BUILT PRINT. MATERIAL CHANGES SHOWN ON ROS				AS-BUILT COPY																			
FOREMAN'S SIGNATURE _____				DATE _____				FOREMAN'S SIGNATURE _____				DATE _____				SUPERVISOR'S SIGNATURE _____				DATE _____				INITIALS _____				CERT. DATE _____			
Easement? Yes <input checked="" type="checkbox"/> No <input type="checkbox"/>				Survey/Stake? Yes <input checked="" type="checkbox"/> No <input type="checkbox"/>				Work with SMO? Yes <input type="checkbox"/> No <input checked="" type="checkbox"/>				FPL				Town of Lake Park - Dist Poles INSTALL 157 Lights V/O Between Northlake Blvd & Silver Beach Rd, & Old Dixie Hwy and Lake Shore Dr, Lake Park, FL 33403															
Tree Work? Yes <input type="checkbox"/> No <input checked="" type="checkbox"/>				Designer/Stake? Yes <input type="checkbox"/> No <input checked="" type="checkbox"/>				CT/Special Mtr? Yes <input type="checkbox"/> No <input checked="" type="checkbox"/>																							
PERMIT REQ'D		City		County Rd.		County Air		State Road		FAA																					
		WMD		RR Xing		DR. Dist.		Transm.																							
Requested Tel. Co. Set Poles? YES <input type="checkbox"/> NO <input checked="" type="checkbox"/>				Requested Tel. Co. Transfer? YES <input type="checkbox"/> NO <input checked="" type="checkbox"/>				Request CAVT Transfer? YES <input type="checkbox"/> NO <input checked="" type="checkbox"/>				Tele. Attachment Per _____				Designed by: Melissa Leyva				Date: 11/11/24											
												Telephone Co. Job No. _____				Drawn by: ML				Check by: _____				Dwg No. 42 OF 42							
POLE LINE FEET 0'				DUCT BANK FT. 0'												Rural Location Sec. ***				TWP. ***				S, RGE. ***				E.			
POLE LINE FT. ON TRANSM. POLES 0'				TRENCH FT. 0'												SCALE: N.T.S				St. Lt MAP No. MAP#				Pri Map No. XXXXX							
TLM/LDS MODEL No. -				Map Posting? YES <input checked="" type="checkbox"/> NO <input type="checkbox"/>				Posted by: _____								WR XXXXXXXXX				M/A				XX							