

Select Language ▼

Powered by [Google Translate \(https://translate.google.com\)](https://translate.google.com)



2023 Uniform Municipal Elections

Election Date: 3/14/2023

(Website last updated at: 03/16/2023 6:04:09 pm)

Registered Voters:	193,829
Ballots Counted:	24,534
Voter Turnout:	12.66%

Precincts Reporting:	136 / 136
Election Day:	Completely Reported
Vote By Mail:	Completely Reported

OFFICIAL RESULTS

Summary Results



Change View

Vote Type View:

Graphical



☆ City Council Group 4 - Atlantis (Vote For 1)

Participating Precincts Reporting: 1 / 1



Show
Detailed
View

Choice

Percent

Votes

Michael LaCoursiere	83.90%	323
Paul Mozen	16.10%	62
		385

☆ **Belle Glade City Commission, Seat A (Vote For 1)**

Participating Precincts Reporting: 6 / 6



Show
Detailed
View

Choice	Percent	Votes
Stanley D. Highsmith	41.63%	587
Zayteck Marin	58.37%	823
		1,410

☆ **Belle Glade City Commission, Seat B (Vote For 1)**

Participating Precincts Reporting: 6 / 6



Show
Detailed
View

Choice	Percent	Votes
Robert C. Mitchell	23.20%	325
Steve B. Wilson	76.80%	1,076
		1,401

☆ **City Commissioner District 2 - Boynton Beach (Vote For 1)**

Participating Precincts Reporting: 7 / 7



Show
Detailed
View

Choice	Percent	Votes
Woodrow L. Hay	36.24%	299
Joe Josemond	18.30%	151
Mack McCray	42.06%	347
Bernard Wright	3.39%	28
		825

☆ **City Commissioner District 4 - Boynton Beach (Vote For 1)**

Participating Precincts Reporting: 10 / 10



Show
Detailed
View

Choice	Percent	Votes
Danny Ferrell	9.19%	88
Aimee Kelley	64.51%	618
Tom Ramiccio	26.30%	252
		958

☆ **Commissioner Seat #2 - Delray Beach - Three (3) Year Term (Vote For 1)**

Participating Precincts Reporting: 35 / 35



Show
Detailed
View

Choice	Percent	Votes
Juli Casale	47.23%	3,271
Rob Long	52.77%	3,654
		6,925

☆ **Commissioner Seat #4 - Delray Beach - Three (3) Year Term (Vote For 1)**

Participating Precincts Reporting: 35 / 35




Show
Detailed
View

Choice	Percent	Votes
Angela D. Burns	51.56%	3,513
Angie Gray	48.44%	3,300
		6,813

☆ **Commissioner - Highland Beach - Three-Year Term (Vote For 1)**


Participating Precincts Reporting: 1 / 1


Show
Detailed
View

Choice	Percent	Votes
Don Peters	53.48%	453
John Shoemaker	46.52%	394
		847

☆ Commissioner - Highland Beach - One Year Unexpired Term (Vote For 1)


Participating Precincts Reporting: 1 / 1


Show
Detailed
View

Choice	Percent	Votes
Maggie Chappellear	30.24%	257
Judith M. Goldberg	51.06%	434
Peter Kosovsky	18.71%	159
		850

☆ Town Councilmember - Hypoluxo (Vote For 3)

Participating Precincts Reporting: 2 / 2


Show
Detailed
View

Choice	Percent	Votes
Bob Leupp	25.41%	156
John B. Sochacki	12.38%	76
Brad Doyle	21.01%	129
Jim Deery	16.78%	103
Linda Allen	24.43%	150
		614

☆ Seat One - Juno Beach (Vote For 1)

Participating Precincts Reporting: 6 / 6



Show
Detailed
View

Choice	Percent	Votes
Marianne Hosta	55.88%	637
Michael Moll	27.54%	314
Aldo Rovere	16.58%	189
		1,140

☆ Town Council Group 2 - Lake Clarke Shores (Vote For 1)

Participating Precincts Reporting: 2 / 2



Show
Detailed
View

Choice	Percent	Votes
Paul R. Shalhoub	41.33%	372
Jon Maples	58.67%	528
		900

☆ Town Commission - Lake Park (Vote For 1)

Participating Precincts Reporting: 4 / 4




Show
Detailed
View

Choice	Percent	Votes
Patricia Leduc	30.99%	141
Rafael Moscoso	20.00%	91
Judith Thomas	49.01%	223
		455

☆ Lantana Town Council - Group 3 (Vote For 1)


Participating Precincts Reporting: 5 / 5


Show
Detailed
View

Choice	Percent	Votes
Raymond Lastella	44.42%	394
Mark Zeitler	55.58%	493
		887

☆ Lantana Town Council - Group 4 (Vote For 1)


Participating Precincts Reporting: 5 / 5


Show
Detailed
View

Choice	Percent	Votes
Christopher Castle	53.69%	473
John A. Raymer	46.31%	408
		881

☆ Town Council Seat No. 3 - Mangonia Park (Vote For 1)


Participating Precincts Reporting: 1 / 1


Show
Detailed
View

Choice	Percent	Votes
Lisa Davis-Quince	61.29%	57
Edward E. Smith	38.71%	36
		93

☆ Town Commissioner - Ocean Ridge - Three-Year Term (Vote For 2)

Participating Precincts Reporting: 1 / 1


Show
Detailed
View

Choice	Percent	Votes
--------	---------	-------

Carolyn Cassidy	50.38%	533
Susan H. Hurlburt	23.44%	248
Martin Wiescholek	26.18%	277
		1,058

☆ **Town Commissioner - Palm Beach Shores (Vote For 2)**

Participating Precincts Reporting: 1 / 1



Show
Detailed
View

Choice	Percent	Votes
Janet Kortenhaus	27.87%	165
Tracy Larcher	43.24%	256
Mark Ward	28.89%	171
		592

☆ **Council Member - District #4 - Palm Springs - Four Year Term (Vote For 1)**

Participating Precincts Reporting: 9 / 9



Show
Detailed
View

Choice	Percent	Votes
Joni S. Brinkman	68.41%	288
Alberto Jordat Jr	31.59%	133
		421

☆ **Commissioner Seat #1 - South Bay (Vote For 1)**

Participating Precincts Reporting: 1 / 1



Show
Detailed
View

Choice	Percent	Votes
Esther E. Berry	52.26%	231
John Brockman	47.74%	211
		442

☆ **Commissioner Seat #3 - South Bay (Vote For 1)**

Participating Precincts Reporting: 1 / 1



Show
Detailed
View

Choice	Percent	Votes
Barbara King	44.30%	198
Taranza McKelvin	55.70%	249
		447

☆ **Commissioner Seat #5 - South Bay (Vote For 1)**

Participating Precincts Reporting: 1 / 1



Show
Detailed
View

Choice	Percent	Votes
Albert "Church Boy" Polk IV	79.33%	353
George Sandiford	20.67%	92
		445

☆ **Boca Raton - Question 1 (Vote For 1)**

Participating Precincts Reporting: 38 / 38




Show
Detailed
View

Choice	Percent	Votes
Yes	40.75%	2,712
No	59.25%	3,943
		6,655

☆ **Delray Beach - Question 1 (Vote For 1)**


Participating Precincts Reporting: 35 / 35


Show
Detailed
View

Choice	Percent	Votes
FOR BONDS	60.96%	4,055
AGAINST BONDS	39.04%	2,597
		6,652

☆ Delray Beach - Question 2 (Vote For 1)


Participating Precincts Reporting: 35 / 35


Show
Detailed
View

Choice	Percent	Votes
FOR BONDS	62.82%	4,120
AGAINST BONDS	37.18%	2,438
		6,558

☆ Juno Beach - Question 1 (Vote For 1)


Participating Precincts Reporting: 6 / 6


Show
Detailed
View

Choice	Percent	Votes
Yes	76.31%	828
No	23.69%	257
		1,085

☆ Lantana - Question 1 (Vote For 1)

Participating Precincts Reporting: 5 / 5


Show
Detailed
View

Choice	Percent	Votes
--------	---------	-------

YES	59.60%	509
NO	40.40%	345
		854

☆ **Tequesta - Question (Vote For 1)**

Participating Precincts Reporting: 6 / 6



Show
Detailed
View

Choice	Percent	Votes
YES - FOR BONDS	39.54%	257
NO - AGAINST BONDS	60.46%	393
		650

☆ **Tequesta - Question 1 (Vote For 1)**

Participating Precincts Reporting: 6 / 6



Show
Detailed
View

Choice	Percent	Votes
YES	49.54%	324
NO	50.46%	330
		654

☆ **Tequesta - Question 2 (Vote For 1)**

Participating Precincts Reporting: 6 / 6



Show
Detailed
View

Choice	Percent	Votes
YES	96.18%	629
NO	3.82%	25
		654

☆ Tequesta - Question 3 (Vote For 1)

Participating Precincts Reporting: 6 / 6



Show
Detailed
View

Choice	Percent	Votes
YES	33.90%	219
NO	66.10%	427
		646

☆ Tequesta - Question 4 (Vote For 1)

Participating Precincts Reporting: 6 / 6



Show
Detailed
View

Choice	Percent	Votes
YES	51.23%	333
NO	48.77%	317
		650

☆ Tequesta - Question 5 (Vote For 1)

Participating Precincts Reporting: 6 / 6



Show
Detailed
View

Choice	Percent	Votes
YES	91.83%	596
NO	8.17%	53
		649

☆ Tequesta - Question 6 (Vote For 1)

Participating Precincts Reporting: 6 / 6



Show
Detailed
View

	Choice	Percent	Votes
YES		74.24%	467
NO		25.76%	162
			629