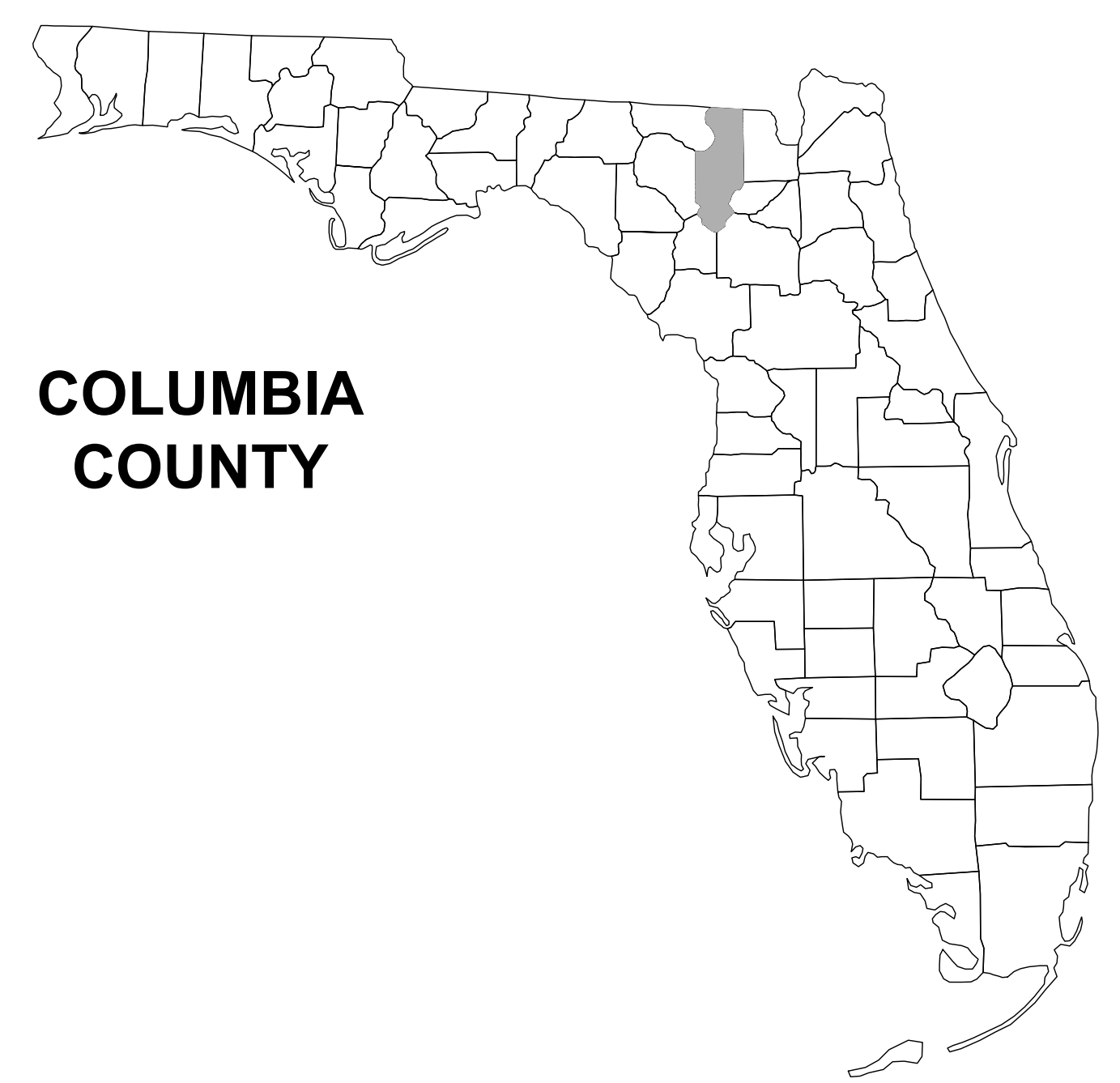


LEGENDS AT LAKE CITY COLUMBIA COUNTY, FLORIDA



COLUMBIA
COUNTY

PROJECT LOCATION



INTERSTATE-75

NW HALL OF FAME DR

SHEET INDEX

COVER SHEET	C-1
SIGNATURE SHEET	C-2
GENERAL NOTES	C-3
WATER & SEWER NOTES	C-4
SITE DATA TABLE	C-5
DEMOLITION PLAN	C-6
OVERALL SITE PLAN	C-7
PLAN KEY SHEET	C-8
SIDEWALK & ASPHALT TYPICAL SECTIONS	C-9
SITE PLAN A-E	C-10 - C-14
GRADING PLAN A-E	C-15 - C-19
EAST-WEST DRIVEWAY CONNECTION	C-20 - C-21
OVERALL STORMWATER PLAN	C-22
STORMWATER PLAN A-E	C-23 - C-27
OVERALL SEWER PLAN	C-28
SEWER PLAN AND PROFILE A-D	C-29 - C-32
SEWER CONNECTION PLAN	C-33
OVERALL WATER PLAN	C-34
WATER PLAN A-E	C-35 - C-39
SWMF SOUTH-SWMF NORTH	C-40 - C-41
SWMF DETAILS	C-42
OUTFALL STRUCTURES	C-43
EROSION NOTES	C-44
EROSION CONTROL PLAN NORTH	C-45 - C-46
OVERALL LANDSCAPE AND IRRIGATION PLAN	C-47
LANDSCAPE AND IRRIGATION PLAN A-E	C-48 - C-52
PRE CONDITION DRAINAGE BASIN	C-53
POST CONDITION DRAINAGE BASIN	C-54
FLOODPLAIN ZONES	C-55
STORMWATER DETAILS	C-56
WATER DETAILS	C-57 - C-59
SANITARY DETAILS	C-60 - C-61
EROSION CONTROL DETAILS	C-62
MISC. DETAILS	C-63 - C-64
ATTACHMENTS	
SURVEY	S-1

PLANS PREPARED FOR:

**TRIMCOR LLC
PO BOX 518
PHENIX CITY, AL 36868
334-480-4001**

**FOR PERMITTING PURPOSES
NOT FOR CONSTRUCTION**

REVISIONS	
DATE	DESCRIPTION



NORTH FLORIDA PROFESSIONAL SERVICES, INC.
P.O. BOX 3823
LAKE CITY, FL 32056
PH. 386-752-4675
LIC NO. LB8356


2551 BLAIRSTONE PINES DR.
TALLAHASSEE, FL 32301
WWW.NFPS.NET
CA# 29011

JOB NUMBER:
L211005TRI
EOR:
GREGORY G. BAILEY
P.E. NO.:
43858

COVER SHEET

SHEET NO.
C-1

THIS ITEM HAS BEEN DIGITALLY SIGNED AND SEALED BY GREGORY G. BAILEY, ON THE DATE ADJACENT TO THE SEAL. PRINTED COPIES OF THIS DOCUMENT ARE NOT CONSIDERED SIGNED AND SEALED AND THE SIGNATURE MUST BE VERIFIED ON ANY ELECTRONIC COPIES.



THIS ITEM HAS BEEN DIGITALLY SIGNED AND SEALED BY GREGORY G. BAILEY ON THE DATE ADJACENT TO THE SEAL.
 PRINTED COPIES OF THIS DOCUMENT ARE NOT CONSIDERED SIGNED AND SEALED AND THE SIGNATURE MUST BE VERIFIED ON ANY ELECTRONIC COPIES.

NORTH FLORIDA PROFESSIONAL SERVICES INC.
 P.O. BOX 3823
 LAKE CITY, FL 32056
 CERTIFICATE OF AUTHORIZATION: 29011
 GREGORY G. BAILEY, P.E. NO. 43858

THE ABOVE NAMED PROFESSIONAL ENGINEER SHALL BE RESPONSIBLE FOR THE FOLLOWING SHEETS IN ACCORDANCE WITH RULE 61G15-23.004, F.A.C.

SHEET INDEX

COVER SHEET	C-1
SIGNATURE SHEET	C-2
GENERAL NOTES	C-3
WATER & SEWER NOTES	C-4
SITE DATA TABLE	C-5
DEMOLITION PLAN	C-6
OVERALL SITE PLAN	C-7
PLAN KEY SHEET	C-8
SIDEWALK & ASPHALT TYPICAL SECTIONS	C-9
SITE PLAN A-E	C-10 - C-14
GRADING PLAN A-E	C-15 - C-19
EAST-WEST DRIVEWAY CONNECTION	C-20 - C-21
OVERALL STORMWATER PLAN	C-22
STORMWATER PLAN A-E	C-23 - C-27
OVERALL SEWER PLAN	C-28
SEWER PLAN AND PROFILE A-D	C-29 - C-32
SEWER CONNECTION PLAN	C-33
OVERALL WATER PLAN	C-34
WATER PLAN A-E	C-35 - C-39
SWMF SOUTH-SWMF NORTH	C-40 - C-41
SWMF DETAILS	C-42
OUTFALL STRUCTURES	C-43
EROSION NOTES	C-44
EROSION CONTROL PLAN NORTH	C-45 - C-46
OVERALL LANDSCAPE AND IRRIGATION PLAN	C-47
LANDSCAPE AND IRRIGATION PLAN A-E	C-48 - C-52
PRE CONDITION DRAINAGE BASIN	C-53
POST CONDITION DRAINAGE BASIN	C-54
FLOODPLAIN ZONES	C-55
STORMWATER DETAILS	C-56
WATER DETAILS	C-57 - C-59
SANITARY DETAILS	C-60 - C-61
EROSION CONTROL DETAILS	C-62
MISC. DETAILS	C-63 - C-64

REVISIONS	
DATE	DESCRIPTION



NORTH FLORIDA PROFESSIONAL SERVICES, INC.
 P.O. BOX 3823
 LAKE CITY, FL 32056
 PH. 386-752-4675
 LIC NO. LB8356

2551 BLAIRSTONE PINES DR.
 TALLAHASSEE, FL 32301
 WWW.NFPS.NET
 CA# 29011

JOB NUMBER:
 L211005TRI
 EOR:
 GREGORY G. BAILEY
 P.E. NO.:
 43858

SIGNATURE SHEET
LEGENDS AT LAKE CITY
COLUMBIA COUNTY, FLORIDA

SHEET NO.
C-2

GENERAL NOTES

1. THE CONTRACTOR SHALL VERIFY ALL EXISTING CONDITIONS AND DIMENSIONS AT THE JOB SITE TO ENSURE THAT ALL NEW WORK WILL FIT IN THE MANNER INTENDED ON THE PLANS. SHOULD ANY CONDITIONS EXIST THAT ARE CONTRARY TO THOSE SHOWN ON THE PLANS, THE CONTRACTOR SHALL NOTIFY THE ENGINEER AND THE CITY OF LAKE CITY, FLORIDA (DEPARTMENT OF GROWTH MANAGEMENT) OF SUCH DIFFERENCES IMMEDIATELY AND PRIOR TO PROCEEDING WITH THE WORK.
2. THE CONTRACTOR SHALL MAINTAIN THE CONSTRUCTION SITE IN A SECURE MANNER. ALL OPEN TRENCHES AND EXCAVATED AREAS SHALL BE PROTECTED FROM ACCESS BY THE GENERAL PUBLIC.
3. BOUNDARY INFORMATION SHOWN, WAS OBTAINED FROM A BOUNDARY SURVEY PREPARED BY NORTH FLORIDA PROFESSIONAL SERVICES, FLORIDA CERTIFICATE NO. 7355.
4. VERTICAL DATUM SHOWN HEREON IS REFERENCED TO THE NORTH AMERICA VERTICAL DATUM OF 1988(NAVD88). THE ELEVATIONS SHOWN WERE DERIVED FROM FLORIDA DEPARTMENT OF TRANSPORTATION CONTROL MONUMENTS:
 - 4.1. GPS 10, WITH A PUBLISHED ELEVATION OF 139.89 FEET NAVD 88
 - 4.2. GPS 28, WITH A PUBLISHED ELEVATION OF 144.22 FEET NAVD 88
5. ANY PUBLIC LAND CORNER WITHIN THE LIMITS OF CONSTRUCTION SHALL BE PROTECTED. IF A CORNER MONUMENT IS IN DANGER OF BEING DESTROYED AND HAS NOT BEEN PROPERLY REFERENCED, THE CONTRACTOR SHOULD NOTIFY THE ENGINEER.
6. THE SITE IS LOCATED IN SECTION 34, TOWNSHIP 3 SOUTH, RANGE 16 EAST, COLUMBIA COUNTY, FLORIDA.
7. THE CONTRACTOR SHALL IMPLEMENT ALL COMPONENTS OF THE EROSION AND SEDIMENTATION CONTROL PLAN PRIOR TO ANY EARTH DISTURBING ACTIVITIES. ALL COMPONENTS SHALL BE MAINTAINED BY THE CONTRACTOR UNTIL ALL VEGETATION IS ESTABLISHED, THE ENTIRE PROJECT AREA IS STABILIZED AND THE OWNER HAS ACCEPTED OPERATION AND MAINTENANCE.
8. THE STORMWATER BASIN IS DESIGNED IN ACCORDANCE WITH SRWMD APPLICANT HANDBOOK VOLUME II AND 62-330 F.A.C.
9. ALL SLOPES OF THE STORMWATER BASIN SHALL BE GRASSED. ALL SLOPES STEEPER THAN 3:1 SHALL BE STAPLED SOD.
10. ALL DISTURBED AREAS NOT SODDED SHALL BE SEEDED WITH A MIXTURE OF LONG-TERM VEGETATION AND QUICK GROWING SHORT-TERM VEGETATION FOR THE FOLLOWING CONDITIONS. FOR THE MONTHS FROM SEPTEMBER THROUGH MARCH, THE MIX SHALL CONSIST OF 70 POUNDS PER ACRE OF LONG-TERM SEED AND 20 POUNDS PER ACRE OF WINTER RYE. FOR THE MONTHS OF APRIL THROUGH AUGUST, THE MIX SHALL CONSIST OF 70 PER ACRE OF LONG-TERM SEED AND 20 POUNDS PER ACRE OF MILLET.
11. THE LOCATION OF THE UTILITIES SHOWN IN THE PLANS ARE APPROXIMATE ONLY. THE EXACT LOCATION SHALL BE DETERMINED BY THE CONTRACTOR DURING CONSTRUCTION. CONTRACTOR SHALL PROTECT ALL UTILITIES WITHIN THE PROJECT AREAS.
12. ALL UTILITY CONSTRUCTION SHALL MEET THE CITY OF LAKE CITY WATER AND WASTEWATER UTILITY STANDARDS, AVAILABLE FROM CITY HALL OR PUBLIC WORKS.
13. EXCESS MATERIAL SHALL BE STOCKPILED ONSITE DURING COSTRUCTION.
14. ALL SITE CONSTRUCTION SHALL BE IN ACCORDANCE WITH THE CITY OF LAKE CITY LAND DEVELOPMENT REGULATIONS.
15. CONTRACTOR SHALL REVIEW AND BECOME FAMILIAR WITH ALL REQUIRED UTILITY CONNECTIONS PRIOR TO BIDDING. CONTRACTOR SHALL PROVIDE ALL WORK AND MATERIALS REQUIRED TO COMPLETE CONNECTION TO THE EXISTING UTILITIES. THIS INCLUDES BUT IS NOT LIMITED TO MANHOLE CORING, WET TAPS, PAVEMENT REPAIRS AND DIRECTIONAL BORING.
16. CONTRACTOR SHALL COORDINATE ALL WORK WITH OTHER CONTRACTORS WITHIN PROJECT AREA.
17. CONTRACTOR SHALL PROVIDE ACTUAL INVERT ELEVATIONS ON ALL DRAINAGE STRUCTURES, INCLUDING CULVERTS, PRIOR TO PLACING ANY BASE MATERIAL. DEVIATIONS FROM THE PLANS SHALL BE APPROVED BY THE ENGINEER BEFORE

CONTINUING WORK.

18. ALL WETLAND BUFFERS SHALL BE PERMANENTLY MONUMENTED ACCORDING TO THE REQUIREMENTS AS ESTABLISHED IN CHAPTER 61G17-6, F.A.C. PRIOR TO COMMENCEMENT OF CONSTRUCTION OR THE SALE OF ANY LOT, WHICHEVER COMES FIRST.
19. THIS PROJECT IS TO BE CONSTRUCTED IN ACCORDANCE WITH AWWA SPECIFICATIONS, AND THE CITY OF LAKE CITY DEVELOPMENT STANDARDS UNLESS OTHERWISE NOTED.
20. A PRE-CONSTRUCTION MEETING WITH THE CITY OF LAKE CITY UTILITIES PROJECT INSPECTOR IS REQUIRED PRIOR TO BEGINNING CONSTRUCTION.
21. IF UNSUITABLE MATERIAL IS ENCOUNTERED DURING GRADING, CONTRACTOR SHALL REMOVE UNSUITABLE MATERIAL TO A DEPTH OF 24" BELOW FINISHED GRADE WITHIN THE CONSTRUCTION LIMITS.
22. THE CONTRACTOR SHALL NOTIFY THE CITY AT LEAST 48 HOURS PRIOR TO BEGINNING OF CONSTRUCTION.
23. THE CONTRACTOR SHALL SUBMIT A NOTICE OF CONSTRUCTION COMMENCEMENT TO THE WATER MANAGEMENT DISTRICT AT LEAST 48 HOURS PRIOR TO THE BEGINNING OF CONSTRUCTION.
24. THE CONTRACTOR SHALL NOTIFY THE CITY AT LEAST 48 HOURS IN ADVANCE OF THE PRESSURE AND LEAKAGE TESTS.
25. NO FINAL TESTING OR PRESSURE TESTING WILL BE ACCEPTED UNLESS WITNESSED BY THE CITY'S REPRESENTATIVE.
26. CONTRACTOR SHALL PROVIDE AN AS-BUILT SURVEY MEETING THE REQUIREMENTS OF CHAPTER 61G17 F.A.C. FOR THE STORMWATER MANAGEMENT SYSTEMS. INCLUDE HORIZONTAL AND VERTICAL DIMENSIONAL DATA SO THAT IMPROVEMENTS ARE LOCATED AND DELINEATED RELATIVE TO THE BOUNDARY. THIS AS-BUILT SURVEY SHOULD INCLUDE ALL OUTFALL STRUCTURES. PROVIDE SUFFICIENT DETAILED DATA TO DETERMINE WHETHER THE IMPROVEMENTS WERE CONSTRUCTED IN ACCORDANCE WITH THE PLANS. A COPY OF THE AS-BUILT SURVEY (IN PAPER AND DIGITAL AUTOCAD FORMAT) MUST BE SUBMITTED TO THE CITY OF LAKE CITY, FLORIDA (DEPARTMENT OF GROWTH MANAGEMENT) AND THE ENGINEER.
27. THE CONTRACTOR SHALL SUBMIT A NATIONAL POLLUTANT DISCHARGE ELIMINATION SYSTEM NOTICE OF INTENT ALONG WITH SUPPORTING DOCUMENTATION TO THE FLORIDA DEPARTMENT OF ENVIRONMENTAL PROTECTION AT LEAST 48 HOURS PRIOR TO BEGINNING OF CONSTRUCTION. THE CONTRACTOR SHALL BE RESPONSIBLE FOR ALL PERMIT FEES.
28. IF DURING CONSTRUCTION OR OPERATION OF THE STORM WATER MANAGEMENT SYSTEM, A STRUCTURAL FAILURE IS OBSERVED THAT HAS THE POTENTIAL TO CAUSE THE DIRECT DISCHARGE OF SURFACE WATER INTO THE FLORIDAN AQUIFER SYSTEM, CORRECTIVE ACTIONS DESIGNED OR APPROVED BY A REGISTERED PROFESSIONAL SHALL BE TAKEN AS SOON AS PRACTICAL TO CORRECT THE FAILURE. SEE KARST REPAIR DETAIL #E23. IN ADDITION, A REPORT PREPARED BY A REGISTERED PROFESSIONAL MUST BE PROVIDED AS SOON AS PRACTICAL TO THE DEPARTMENT FOR REVIEW AND APPROVAL THAT PROVIDES REASONABLE ASSURANCE THAT THE BREACH WILL BE PERMANENTLY CORRECTED.
29. ALL CONCRETE SLABS ABUTTING EXTERIOR WALLS SHALL BE SOIL TREATED FOR TERMITES.
30. ALL UTILITY AND/OR DRAINAGE STRUCTURES SHALL BE PRECAST UNLESS APPROVED BY THE ENGINEER. CONTRACTOR SHALL SUBMIT SHOP DRAWINGS FOR APPROVAL PRIOR TO PROCUREMENT.
31. ALL PAVEMENT MARKINGS SHALL FOLLOW FY 2023-2024 FDOT STANDARD PLANS 711-001.
32. ALL SIGNS SHALL FOLLOW THE 2009 MANUAL ON UNIFORM TRAFFIC CONTROL DEVICES (MUTCD)

REVISIONS	
DATE	DESCRIPTION



NORTH FLORIDA PROFESSIONAL SERVICES, INC.
 P.O. BOX 3823
 LAKE CITY, FL 32056
 PH. 386-752-4675
 LIC NO. LB8356

2551 BLAIRSTONE PINES DR.
 TALLAHASSEE, FL 32301
 WWW.NFPS.NET
 CA# 29011

JOB NUMBER:
 L211005TRI
 EOR:
 GREGORY G. BAILEY
 P.E. NO.:
 43858

GENERAL NOTES
LEGENDS AT LAKE CITY
COLUMBIA COUNTY, FLORIDA

SHEET
 NO.
C-3

THIS ITEM HAS BEEN DIGITALLY SIGNED AND SEALED BY GREGORY G. BAILEY, ON THE DATE ADJACENT TO THE SEAL. PRINTED COPIES OF THIS DOCUMENT ARE NOT CONSIDERED SIGNED AND SEALED AND THE SIGNATURE MUST BE VERIFIED ON ANY ELECTRONIC COPIES.

WATER AND SEWER NOTES

1. ALL UTILITY CONSTRUCTION SHALL MEET THE CITY OF LAKE CITY WATER AND WASTEWATER UTILITY STANDARDS.

2. THE CONTRACTOR SHALL MAINTAIN EXISTING WATER MAINS IN SERVICE DURING CONSTRUCTION. IN THE EVENT INTERRUPTIONS TO SERVICE ARE REQUIRED DURING CONSTRUCTION, SUCH INSTANCES SHALL BE MINIMIZED.

3. ALL NEW OR RELOCATED WATER MAINS THAT SERVE FIRE HYDRANTS AND ALL FIRE HYDRANT LEADS SHALL BE NO SMALLER THAN SIX INCHES IN DIAMETER. AUXILIARY VALVES SHALL BE PROVIDED ON ALL HYDRANT LEADS.

4. SUFFICIENT VALVES SHALL BE PROVIDED IN NEW AND RELOCATED WATER MAINS SO THAT INCONVENIENCE AND SANITARY HAZARDS WILL BE MINIMIZED DURING REPAIRS. (VALVES SHALL BE PLACED IN NO MORE THAN 500-FOOT INTERVALS IN COMMERCIAL DISTRICTS AND AT NO MORE THAN ONE-BLOCK OR 800-FOOT INTERVALS IN OTHER DISTRICTS.)

5. IF THERE ARE ANY NEW OR RELOCATED WATER MAINS THAT CROSS UNDER ANY SURFACE WATER, A MINIMUM COVER OF TWO FEET SHALL BE PROVIDED OVER THE WATER MAIN PIPE AT EACH SURFACE WATER CROSSING, AND IF THE SURFACE WATER IS GREATER THAN 15 FEET IN WIDTH, THE FOLLOWING FEATURES SHALL BE PROVIDED: (A) FLEXIBLE WATER TIGHT JOINTS FOR THE WATER MAIN PIPE AT THE CROSSING, (B) EASILY ACCESSIBLE VALVES LOCATED IN A MANHOLE, AND (C) PERMANENT TAPS ON EACH SIDE OF THE VALVE WITHIN THE MANHOLE TO ALLOW FOR SAMPLING AND INSERTION OF A SMALL METER TO DETERMINE LEAKAGE.

6. PROPER BACKFLOW-PREVENTION ASSEMBLIES/DEVICES SHALL BE PROVIDED IN ACCORDANCE WITH RULE 62-555.360, F.A.C., AND THE AWWA'S MANUAL M14, RECOMMENDED PRACTICE FOR BACKFLOW PREVENTION AND CROSS-CONNECTION CONTROL.

7. THIS PROJECT SHALL NOT INCLUDE ANY INTERCONNECTION BETWEEN PREVIOUSLY SEPARATE PUBLIC WATER SYSTEMS THAT HAVE SEPARATE WATER SUPPLY SOURCES. (A SPECIFIC CONSTRUCTION PERMIT IS REQUIRED FOR SUCH AN INTERCONNECTION.)

8. ALL NEW RELOCATED WATER LATERALS THAT CROSS ANY SANITARY SEWERS, STORM SEWERS, FORCE MAINS, OR RECLAIMED WATER LINES SHALL CROSS ABOVE SUCH PIPELINES.

9. COPPER TRACER WIRE SHALL BE PLACED ON ALL POTABLE WATER LINES AND WATER LATERALS. TRACER WIRE SHALL BE CONTINUOUS WITH NO INTERRUPTIONS.

10. LOCATOR BALLS SHALL BE PROVIDED AT END OF ALL WATER AND SANITARY SEWER LATERALS. THE LOCATOR BALLS SHALL BE SECURED TO THE LATERALS WITH A PLASTIC TIE STRAP.

11. WATER AND SANITARY SEWER LATERALS SHALL BE LEFT UNCOVERED UNTIL INSPECTED BY THE ENGINEER OR THE ENGINEER'S INSPECTOR.

12. CONTRACTOR SHALL PROVIDE TEMPORARY STAKES (2" BY 2" WOODEN STAKES) AT THE END OF EACH LATERAL. EACH STAKE SHALL INDICATE EITHER WATER OR SANITARY SEWER LATERAL. CONTRACTOR SHALL MAINTAIN THE STAKES UNTIL AN AS-BUILT SURVEY OF WATER AND SANITARY SEWER MAINS AND LATERALS ARE COMPLETE AND APPROVED BY THE ENGINEER.

13. MEGALUG MECHANICAL JOINT RESTRAINTS OR SERIES 1390 UNI-FLANGE BLOCK BUSTER RESTRAINT DEVICES SHALL BE USED WITH MANUFACTURER'S RECOMMENDATIONS. ALL RESTRAINED JOINTING MUST BE LEFT OPEN UNTIL VIEWED BY THE CITY INSPECTOR.

14. FOR SANITARY SEWER PERFORM HYDROSTATIC TEST. ALLOWABLE LEAKAGE IS A MAXIMUM OF 50 GAL. PER INCH OF NOMINAL PIPE SIZE PER MILE OF PIPE, DURING A 24-HOUR PERIOD. OPTION: TEST DUCTILE-IRON PIPING ACCORDING TO AWWA C600, SECTION "HYDROSTATIC TESTING". USE TEST PRESSURE OF AT LEAST 10 PSI. FOR SANITARY SEWERAGE, PERFORM AIR TEST ACCORDING TO UNI-B-6.

15. FOR SANITARY SEWERAGE ALIGNMENT: EACH SECTION OF THE COMPLETED SEWER SYSTEM SHALL BE INSPECTED FOR PROPER ALIGNMENT. INSPECTION SHALL CONSIST OF "LAMPING" FROM MANHOLE TO MANHOLE. ANY SECTION OF THE SEWER SYSTEM, WHICH DOES NOT DISPLAY TRUE, CONCENTRIC ALIGNMENT, SHALL BE INSTALLED AT NO ADDITIONAL EXPENSE TO THE OWNER.

16. CLEAN AND DISINFECT WATER DISTRIBUTION PIPING SYSTEMS AND PARTS OF EXISTING SYSTEMS THAT HAVE BEEN ALTERED, EXTENDED OR REPAIRED BEFORE USE. USE PURGING AND DISINFECTING PROCEDURE PRESCRIBED BY AUTHORITIES HAVING JURISDICTION OR USE PROCEDURE PRESCRIBED BY AUTHORITIES HAVING JURISDICTION OR USE PROCEDURE DESCRIBED IN AWWA C651.

17. PVC GRAVITY FLOW SEWER PIPE AND FITTINGS 15 INCH AND SMALLER IN DIAMETER SHALL BE SDR35 PIPE WITH BELL AND SPIGOT GASKET JOINT THAT COMPLIES WITH THE REQUIREMENTS OF ASTM D3034.

18. ALL PIPE, PIPE FITTINGS, PIPE JOINT PACKING AND JOINTING MATERIALS, VALVES, FIRE HYDRANTS, AND METERS INSTALLED UNDER THIS PROJECT SHALL CONFORM TO APPLICABLE AMERICAN WATER WORKS ASSOCIATION (AWWA) STANDARDS.

19. ALL PUBLIC WATER SYSTEM COMPONENTS, EXCLUDING FIRE HYDRANTS, THAT WILL BE INSTALLED UNDER THIS PROJECT AND THAT WILL COME INTO CONTACT WITH DRINKING WATER SHALL CONFORM TO NSF INTERNATIONAL STANDARD 61 AS ADOPTED IN RULE 62-555.335, F.A.C., OR OTHER APPLICABLE STANDARDS, REGULATIONS, OR REQUIREMENTS REFERENCED IN PARAGRAPH 62- 555.320(3)(B), F.A.C.

20. ALL PIPE AND PIPE FITTINGS INSTALLED UNDER THIS PROJECT SHALL CONTAIN NO MORE THAN 8.0% LEAD, AND ANY SOLDER OR FLUX USED IN THIS PROJECT WILL CONTAIN NO MORE THAN 0.2% LEAD.

21. ALL WATER PIPE AND PIPE FITTINGS INSTALLED UNDER THIS PROJECT SHALL BE COLOR CODED OR MARKED IN ACCORDANCE WITH SUBPARAGRAPH 62-555.320(21)(B) 3, F.A.C., USING BLUE AS A PREDOMINANT COLOR. (UNDERGROUND PLASTIC PIPE SHALL BE SOLID-WALL BLUE PIPE, WILL HAVE A CO-EXTRUDED BLUE EXTERNAL SKIN, OR WILL BE WHITE OR BLACK PIPE WITH BLUE STRIPES INCORPORATED INTO, OR APPLIED TO, THE PIPE WALL; AND UNDERGROUND METAL OR CONCRETE PIPE SHALL HAVE BLUE STRIPES APPLIED TO THE PIPE WALL. PIPE STRIPED DURING MANUFACTURING OF THE PIPE SHALL HAVE CONTINUOUS STRIPES THAT RUN PARALLEL TO THE AXIS OF THE PIPE, THAT ARE LOCATED AT NO GREATER THAN 90-DEGREE INTERVALS AROUND THE PIPE, AND THAT WILL REMAIN INTACT DURING AND AFTER INSTALLATION OF THE PIPE. IF TAPE OR PAINT IS USED TO STRIPE PIPE DURING INSTALLATION OF PIPE, THE TAPE OR PAINT SHALL BE APPLIED IN A CONTINUOUS LINE THAT RUNS PARALLEL TO THE AXIS OF THE PIPE AND THAT IS LOCATED ALONG THE TOP OF THE PIPE; FOR PIPE WITH AN INTERNAL DIAMETER OF 24 INCHES OR GREATER, TAPE OR PAINT WILL BE APPLIED IN CONTINUOUS LINES ALONG EACH SIDE OF THE PIPE AS WELL AS ALONG THE TOP OF THE PIPE. ABOVEGROUND PIPE SHALL BE PAINTED BLUE OR WILL BE COLOR-CODED OR MARKED LIKE UNDERGROUND PIPE.

22. SUFFICIENT VALVES SHALL BE PROVIDED ON NEW OR ALTERED WATER MAINS INCLUDED IN THIS PROJECT SO THAT INCONVENIENCE AND SANITARY HAZARDS WILL BE MINIMIZED DURING REPAIRS.

23. ALL FIRE HYDRANTS THAT WILL BE INSTALLED UNDER THIS PROJECT AND THAT WILL HAVE UNPLUGGED, UNDERGROUND DRAINS SHALL BE LOCATED AT LEAST THREE FEET FROM ANY EXISTING OR PROPOSED STORM SEWER, STORMWATER FORCE MAIN, PIPELINE CONVEYING RECLAIMED WATER REGULATED UNDER PART III OF CHAPTER 62-610, F.A.C., OR VACUUM-TYPE SANITARY SEWER; CONVEYING RECLAIMED WATER REGULATED UNDER PART III OF CHAPTER 62-610, F.A.C., OR VACUUM-TYPE SANITARY SEWER; OR PIPELINE CONVEYING RECLAIMED WATER NOT REGULATED UNDER PART III OF CHAPTER 62-10, F.A.C.; AND AT LEAST TEN FEET FROM ANY EXISTING OR PROPOSED "ON-SITE SEWAGE TREATMENT AND DISPOSAL SYSTEM."

24. NEW OR ALTERED CHAMBERS, PITS, OR MANHOLES THAT CONTAIN VALVES, BLOW-OFFS, METERS, OR OTHER SUCH WATER DISTRIBUTION SYSTEM APPURTENANCES AND THAT ARE INCLUDED IN THIS PROJECT WILL NOT BE CONNECTED DIRECTLY TO ANY SANITARY OR STORM SEWER, AND BLOW-OFFS OR AIR RELIEF VALVES INSTALLED UNDER THIS PROJECT SHALL NOT BE CONNECTED DIRECTLY TO ANY SANITARY OR STORM SEWER.

25. NEW OR ALTERED WATER MAINS INCLUDED IN THIS PROJECT SHALL BE INSTALLED IN ACCORDANCE WITH APPLICABLE AWWA STANDARDS OR IN ACCORDANCE WITH MANUFACTURERS' RECOMMENDED PROCEDURES.

26. A CONTINUOUS AND UNIFORM BEDDING SHALL BE PROVIDED IN TRENCHES FOR UNDERGROUND PIPE INSTALLED UNDER THIS PROJECT; BACKFILL MATERIAL WILL BE TAMPED IN LAYERS AROUND UNDERGROUND PIPE INSTALLED UNDER THIS PROJECT AND TO A SUFFICIENT HEIGHT ABOVE THE PIPE TO ADEQUATELY SUPPORT AND PROTECT THE PIPE; AND UNSUITABLY SIZED STONES (AS DESCRIBED IN APPLICABLE AWWA STANDARDS OR MANUFACTURERS' RECOMMENDED INSTALLATION PROCEDURES) FOUND IN TRENCHES WILL BE REMOVED FOR A DEPTH OF AT LEAST SIX INCHES BELOW THE BOTTOM OF UNDERGROUND PIPE INSTALLED UNDER THIS PROJECT.

27. ALL WATER MAIN TEES, BENDS, PLUGS, AND HYDRANTS INSTALLED UNDER THIS PROJECT SHALL BE PROVIDED WITH RESTRAINED JOINTS TO PREVENT MOVEMENT.

28. NEW OR ALTERED WATER MAINS THAT ARE INCLUDED IN THIS PROJECT AND THAT WILL BE CONSTRUCTED OF ASBESTOS-CEMENT OR POLYVINYL CHLORIDE PIPE SHALL BE PRESSURE AND LEAKAGE TESTED IN ACCORDANCE WITH AWWA STANDARD C603 OR C605, RESPECTIVELY, AS INCORPORATED INTO RULE 62-555.330, F.A.C., AND ALL OTHER NEW OR ALTERED WATER MAINS INCLUDED IN THIS PROJECT SHALL BE PRESSURE AND LEAKAGE TESTED IN ACCORDANCE WITH AWWA STANDARD C600 AS INCORPORATED INTO RULE 62-555.330.

29. NEW OR ALTERED WATER MAINS, INCLUDING FIRE HYDRANT LEADS AND INCLUDING SERVICE LINES THAT WILL BE UNDER THE CONTROL OF A PUBLIC WATER SYSTEM AND THAT HAVE AN INSIDE DIAMETER OF THREE INCHES OR GREATER, SHALL BE DISINFECTED AND BACTERIOLOGICALLY EVALUATED IN ACCORDANCE WITH RULE 62-555.340, F.A.C.

30. NEW OR ALTERED WATER MAINS THAT ARE INCLUDED IN THIS PROJECT AND THAT WILL BE INSTALLED IN AREAS WHERE THERE ARE KNOWN AGGRESSIVE SOIL CONDITIONS SHALL BE PROTECTED THROUGH USE OF CORROSION-RESISTANT WATER MAIN MATERIALS, THROUGH ENCASEMENT OF THE WATER MAINS IN POLYETHYLENE, OR THROUGH PROVISION OF CATHODIC PROTECTION.

31. NEW OR RELOCATED, UNDERGROUND WATER MAINS INCLUDED IN THIS PROJECT SHALL BE LAID TO PROVIDE A HORIZONTAL DISTANCE OF AT LEAST THREE FEET BETWEEN THE OUTSIDE OF THE WATER MAIN AND THE OUTSIDE OF ANY EXISTING OR PROPOSED VACUUM-TYPE SANITARY SEWER, STORM SEWER, STORMWATER FORCE MAIN, OR PIPELINE CONVEYING RECLAIMED WATER REGULATED UNDER PART III OF CHAPTER 62-610, F.A.C.

32. NEW OR RELOCATED, UNDERGROUND WATER MAINS INCLUDED IN THIS PROJECT SHALL HAVE A HORIZONTAL DISTANCE OF AT LEAST SIX AND TEN FEET IS PREFERRED BETWEEN THE OUTSIDE OF THE WATER MAIN AND THE OUTSIDE OF ANY EXISTING OR PROPOSED GRAVITY-TYPE SANITARY SEWER, EXISTING OR PROPOSED PRESSURE-TYPE SANITARY SEWER, WASTEWATER FORCE MAIN, OR PIPELINE CONVEYING RECLAIMED WATER NOT REGULATED UNDER PART III OF CHAPTER 62-610, F.A.C.

33. THE HORIZONTAL SEPARATION DISTANCE BETWEEN WATER MAINS AND GRAVITY-TYPE SANITARY SEWERS MAY BE REDUCED TO THREE FEET WHERE THE BOTTOM OF THE WATER MAIN IS LAID AT LEAST TWELVE INCHES ABOVE THE TOP OF THE SEWER

34. A HORIZONTAL DISTANCE OF AT LEAST TEN FEET BETWEEN THE OUTSIDE OF THE WATER MAIN AND ALL PARTS OF ANY EXISTING OR PROPOSED "ON-SITE SEWAGE TREATMENT AND DISPOSAL SYSTEM."

35. NEW OR RELOCATED, UNDERGROUND WATER MAINS THAT ARE INCLUDED IN THIS PROJECT AND THAT WILL CROSS ANY EXISTING OR PROPOSED GRAVITY- OR VACUUM-TYPE SANITARY SEWER OR STORM SEWER SHALL BE LAID SO THE OUTSIDE OF THE WATER MAIN IS AT LEAST 12 INCHES ABOVE THE OTHER PIPELINE. NEW OR RELOCATED, UNDERGROUND WATER MAINS THAT ARE INCLUDED IN THIS PROJECT AND THAT WILL CROSS ANY EXISTING OR PROPOSED PRESSURE-TYPE SANITARY SEWER, WASTEWATER OR STORMWATER FORCE MAIN, OR PIPELINE CONVEYING RECLAIMED WATER WILL BE LAID SO THE OUTSIDE OF THE WATER MAIN IS AT LEAST 12 INCHES ABOVE THE OTHER PIPELINE.

36. AT THE UTILITY CROSSINGS DESCRIBED ABOVE, SEPARATION DISTANCE SHALL NOT APPLY WHERE A WATER SERVICE PIPE CROSSES A SEWER PIPE, PROVIDED THE WATER SERVICE PIPE IS SLEEVED TO AT LEAST FIVE FEET HORIZONTALLY FROM THE SEWER PIPE CENTERLINE ON BOTH SIDES OF SUCH CROSSINGS WITH PIPE MATERIAL LISTED IN FLORIDA BUILDING CODE SECTION 603.2.

37. NEW OR ALTERED WATER MAINS THAT ARE INCLUDED IN THIS PROJECT AND THAT WILL CROSS ABOVE SURFACE WATER SHALL BE ADEQUATELY SUPPORTED AND ANCHORED, PROTECTED FROM DAMAGE AND FREEZING, AND ACCESSIBLE FOR REPAIR OR REPLACEMENT.

38. NEW OR ALTERED WATER MAINS THAT ARE INCLUDED IN THIS PROJECT AND THAT WILL CROSS UNDER SURFACE WATER COURSES GREATER THAN 15 FEET IN WIDTH SHALL HAVE FLEXIBLE OR RESTRAINED, WATERTIGHT PIPE JOINTS AND WILL INCLUDE VALVES AT BOTH ENDS OF THE WATER CROSSING SO THE UNDERWATER MAIN CAN BE ISOLATED FOR TESTING AND REPAIR; THE AFOREMENTIONED ISOLATION VALVES WILL BE EASILY ACCESSIBLE AND WILL NOT BE SUBJECT TO FLOODING; THE ISOLATION VALVE CLOSEST TO THE WATER SUPPLY SOURCE WILL BE IN A MANHOLE; AND PERMANENT TAPS WILL BE PROVIDED ON EACH SIDE OF THE ISOLATION VALVE WITHIN THE MANHOLE TO ALLOW FOR INSERTION OF A SMALL METER TO DETERMINE LEAKAGE FROM THE UNDERWATER MAIN AND TO ALLOW FOR SAMPLING OF WATER FROM THE UNDERWATER MAIN.

39. CONTRACTOR SHALL PROVIDE AN AS-BUILT SURVEY MEETING THE REQUIREMENTS OF CHAPTER 61G17 F.A.C. FOR THE POTABLE WATER MAIN EXTENSION AND THE SANITARY SEWER MAIN EXTENSIONS. INCLUDE HORIZONTAL AND VERTICAL DIMENSIONAL DATA SO THAT IMPROVEMENTS ARE LOCATED AND DELINEATED RELATIVE TO THE BOUNDARY. PROVIDE SUFFICIENT DETAILED DATA TO DETERMINE WHETHER THE IMPROVEMENTS WERE CONSTRUCTED IN ACCORDANCE WITH THE PLANS. A COPY OF THE AS-BUILT SURVEY (IN PAPER AND DIGITAL AUTOCAD FORMAT) MUST BE SUBMITTED TO THE CITY OF LAKE CITY, FLORIDA (DEPARTMENT OF GROWTH MANAGEMENT) AND THE ENGINEER.

40. CONTRACTOR SHALL PROVIDE POTABLE WATER TEST REPORTS IN ACCORDANCE WITH FLORIDA DEPARTMENT OF ENVIRONMENTAL PROTECTION REQUIREMENTS AFTER DISINFECTION OF THE SYSTEM.

REVISIONS	
DATE	DESCRIPTION



NORTH FLORIDA PROFESSIONAL SERVICES, INC.

P.O. BOX 3823
LAKE CITY, FL 32056
PH. 386-752-4675
LIC NO. LB8356

2551 BLAIRSTONE PINES DR.
TALLAHASSEE, FL 32301
WWW.NFPS.NET
CA# 29011

JOB NUMBER:
L211005TRI
EOR:
GREGORY G. BAILEY
P.E. NO.:
43858

WATER & SEWER NOTES


LEGENDS AT LAKE CITY LAKE CITY, FL

SHEET
NO.

C-4

SITE DATA TABLE				
LEGENDS OF LAKE CITY				
PARCEL ID NUMBER	34-3S-16-02463-000			
ZONING	RMF-2			
FUTURE LAND USE	RESIDENTIAL HIGH DENSITY			
CITY COUNCIL DISTRICT	LAKE CITY			
PHYSICAL ADDRESS				
PROJECT PROPERTY BOUNDARY		SQ. FT.	ACRES	% OF SITE
TOTAL PROPERTY BOUNDARY AREA		840,708	19.30	100.00%
PROJECT AREA / LIMITS OF CONSTRUCTION (LOC)		840,708	19.30	100.00%
BOTH ON-SITE & OFF-SITE		840,708	19.30	100.00%
EXISTING IMPERVIOUS AREA ON-SITE				
EXISTING ASPHALT PAVEMENT		-	0.00	0.00%
EXISTING CONCRETE		-	0.00	0.00%
EXISTING BUILDING		-	0.00	0.00%
EXISTING STORMWATER MANAGEMENT FACILITY		-	0.00	0.00%
TOTAL EXISTING IMPERVIOUS AREA ON-SITE		-	0.00	0.00%
PROPOSED IMPERVIOUS AREA ON-SITE				
EXISTING ASPHALT PAVEMENT TO REMAIN		-	0.00	0.00%
EXISTING CONCRETE TO REMAIN		-	0.00	0.00%
EXISTING BUILDING TO REMAIN		-	0.00	0.00%
EXISTING STORMWATER MANAGEMENT FACILITY TO REMAIN		-	0.00	0.00%
PROPOSED ASPHALT PAVEMENT		178,776	4.10	21.26%
PROPOSED CONCRETE		42,491	0.98	5.05%
PROPOSED BUILDING		148,092	3.40	17.62%
PROPOSED STORMWATER MANAGEMENT FACILITY		142,270	3.27	16.92%
TOTAL PROPOSED IMPERVIOUS AREA ON-SITE (INCLUDING STORMWATER MANAGEMENT FACILITY)		511,629	11.75	60.86%
TOTAL PROPOSED PERVIOUS AREA ON-SITE		329,079	7.55	39.14%
REQUIRED TREES		41	0.00	0.00%
PROPOSED TREES		41	0.00	0.00%
REQUIRED PARKING LANDSCAPE AREA ON-SITE		8,136	0.19	0.97%
PROPOSED INTERIOR LANDSCAPE AREA ON SITE		542,180	12.45	64.49%
PROPOSED PARKING LANDSCAPE AREA ON SITE		12,995	0.30	1.55%
FLOOR AREA RATIO		0.47		
BUILDING COVERAGE		17.58%		
REQUIRED PARKING		384		
PROVIDED PARKING		404(389 REGULAR SPOTS + 15 ADA SPOTS)		

REVISIONS	
DATE	DESCRIPTION



NORTH FLORIDA PROFESSIONAL SERVICES, INC.
P.O. BOX 3823
LAKE CITY, FL 32056
PH. 386-752-4675
LIC NO. LB8356

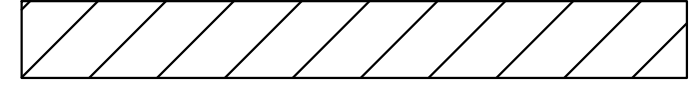
2551 BLAIRSTONE PINES DR.
TALLAHASSEE, FL 32301
WWW.NFPS.NET
CA# 29011

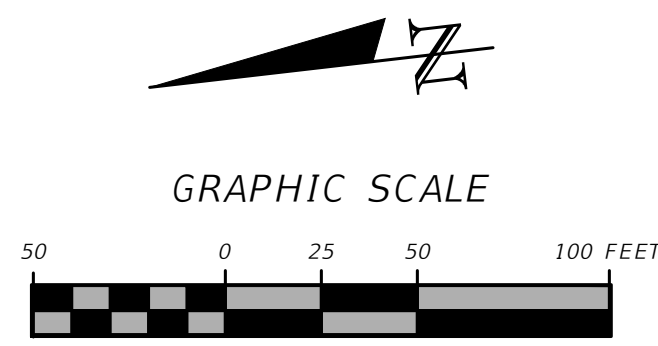
JOB NUMBER:
L211005TRI
EOR:
GREGORY G. BAILEY
P.E. NO.:
43858

SITE DATA TABLE
LEGENDS AT LAKE CITY
COLUMBIA COUNTY, FLORIDA

SHEET NO.
C-5

THIS ITEM HAS BEEN DIGITALLY SIGNED AND SEALED BY GREGORY G. BAILEY, ON THE DATE ADJACENT TO THE SEAL. PRINTED COPIES OF THIS DOCUMENT ARE NOT CONSIDERED SIGNED AND SEALED AND THE SIGNATURE MUST BE VERIFIED ON ANY ELECTRONIC COPIES.

LEGEND	
	CLEARING AND GRUB



OVERHEAD ELECTRIC POLES SHALL BE PROTECTED DURING C&G.



REVISIONS	
DATE	DESCRIPTION



NORTH FLORIDA PROFESSIONAL SERVICES, INC.
 P.O. BOX 3823
 LAKE CITY, FL 32056
 PH. 386-752-4675
 LIC NO. LB8356

2551 BLAIRSTONE PINES DR.
 TALLAHASSEE, FL 32301
 WWW.NFPS.NET
 CA# 29011

JOB NUMBER:
L211005TRI
 EOR:
GREGORY G. BAILEY
 P.E. NO.:
43858

DEMOLITION PLAN
LEGENDS AT LAKE CITY
COLUMBIA COUNTY, FLORIDA

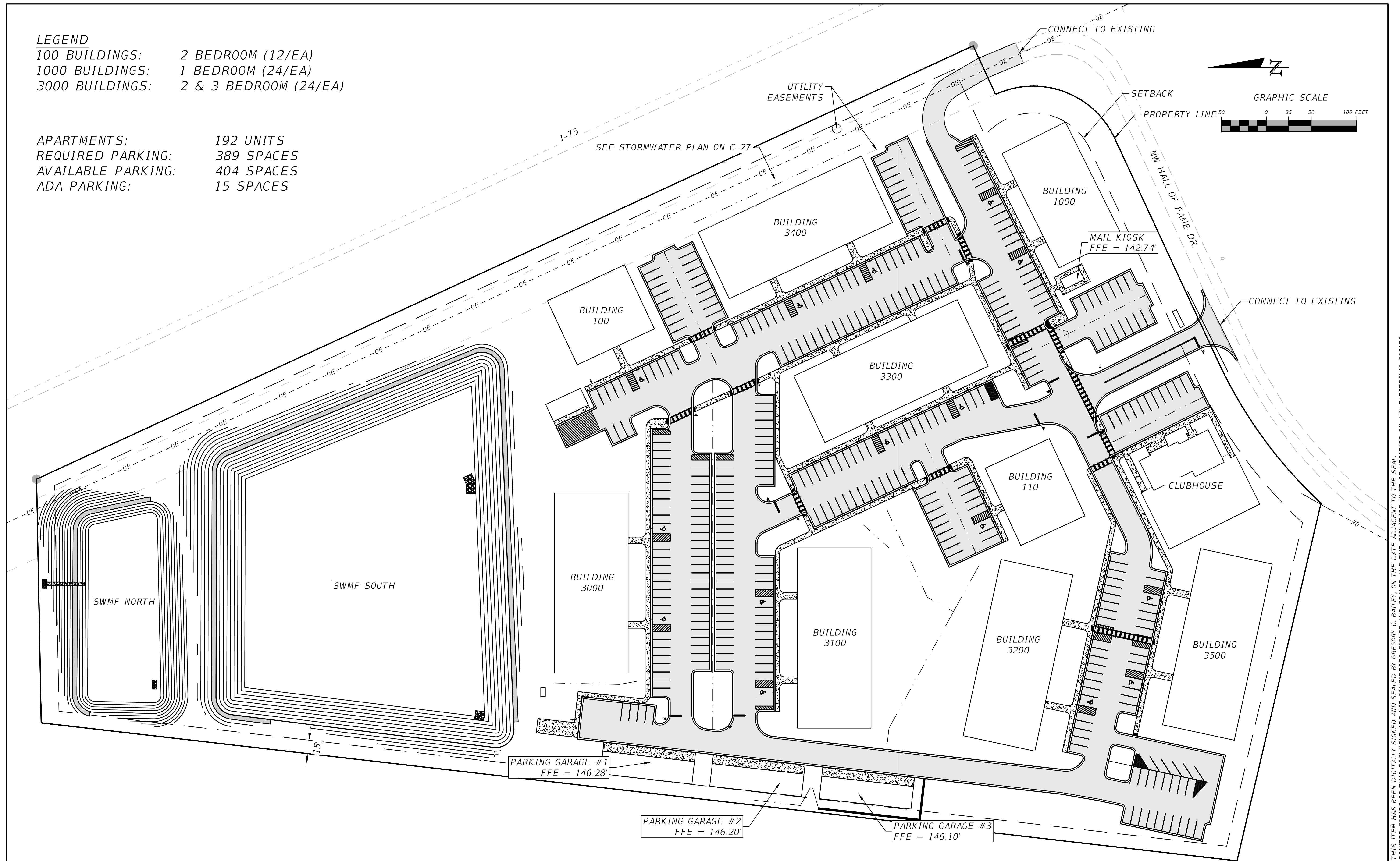
SHEET NO.
C-6

THIS ITEM HAS BEEN DIGITALLY SIGNED AND SEALED BY GREGORY G. BAILEY, ON THE DATE ADJACENT TO THE SEAL. PRINTED COPIES OF THIS DOCUMENT ARE NOT CONSIDERED SIGNED AND SEALED AND THE SIGNATURE MUST BE VERIFIED ON ANY ELECTRONIC COPIES.

LEGEND

100 BUILDINGS: 2 BEDROOM (12/EA)
 1000 BUILDINGS: 1 BEDROOM (24/EA)
 3000 BUILDINGS: 2 & 3 BEDROOM (24/EA)

APARTMENTS: 192 UNITS
 REQUIRED PARKING: 389 SPACES
 AVAILABLE PARKING: 404 SPACES
 ADA PARKING: 15 SPACES



THIS ITEM HAS BEEN DIGITALLY SIGNED AND SEALED BY GREGORY G. BAILEY, ON THE DATE ADJACENT TO THE SEAL. PRINTED COPIES OF THIS DOCUMENT ARE NOT CONSIDERED SIGNED AND SEALED AND THE SIGNATURE MUST BE VERIFIED ON ANY ELECTRONIC COPIES.

REVISIONS	
DATE	DESCRIPTION

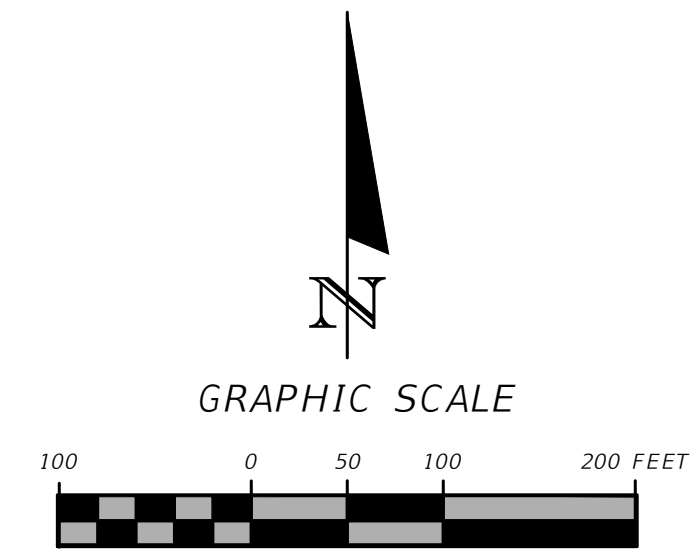
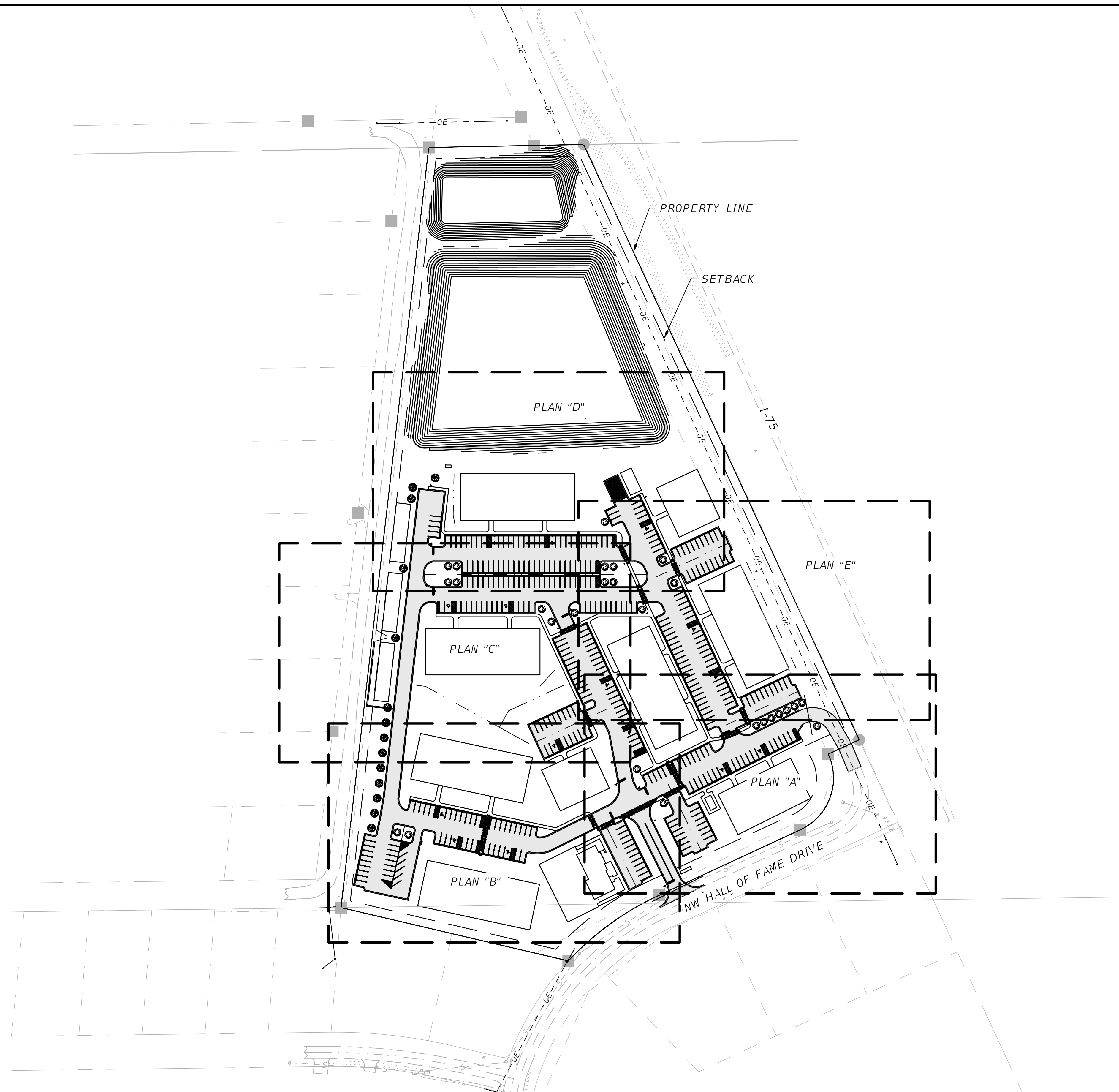
NORTH FLORIDA PROFESSIONAL SERVICES, INC.
 P.O. BOX 3823
 LAKE CITY, FL 32056
 PH. 386-752-4675
 LIC NO. LB8356

2551 BLAIRSTONE PINES DR.
 TALLAHASSEE, FL 32301
 WWW.NFPS.NET
 CA# 29011

JOB NUMBER:
 L211005TRI
 EOR:
 GREGORY G. BAILEY
 P.E. NO.:
 43858

OVERALL SITE PLAN
LEGENDS AT LAKE CITY
COLUMBIA COUNTY, FLORIDA

SHEET NO.
C-7



REVISIONS	
DATE	DESCRIPTION



NORTH FLORIDA PROFESSIONAL SERVICES, INC.
 P.O. BOX 3823
 LAKE CITY, FL 32056
 PH. 386-752-4675
 LIC NO. LB8356

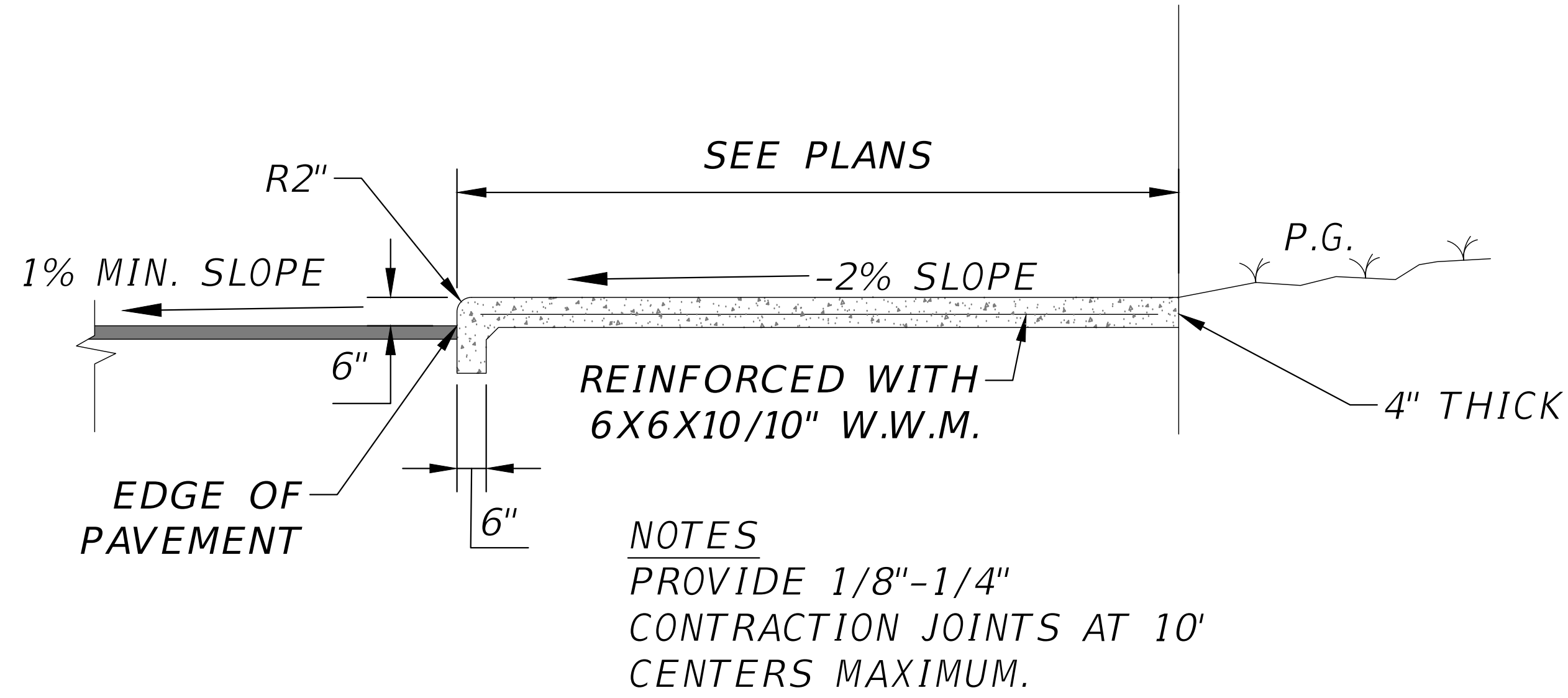
2551 BLAIRSTONE PINES DR.
 TALLAHASSEE, FL 32301
 WWW.NFPS.NET
 CA# 29011

JOB NUMBER:
 L211005TRI
 EOR:
 GREGORY G. BAILEY
 P.E. NO.:
 43858

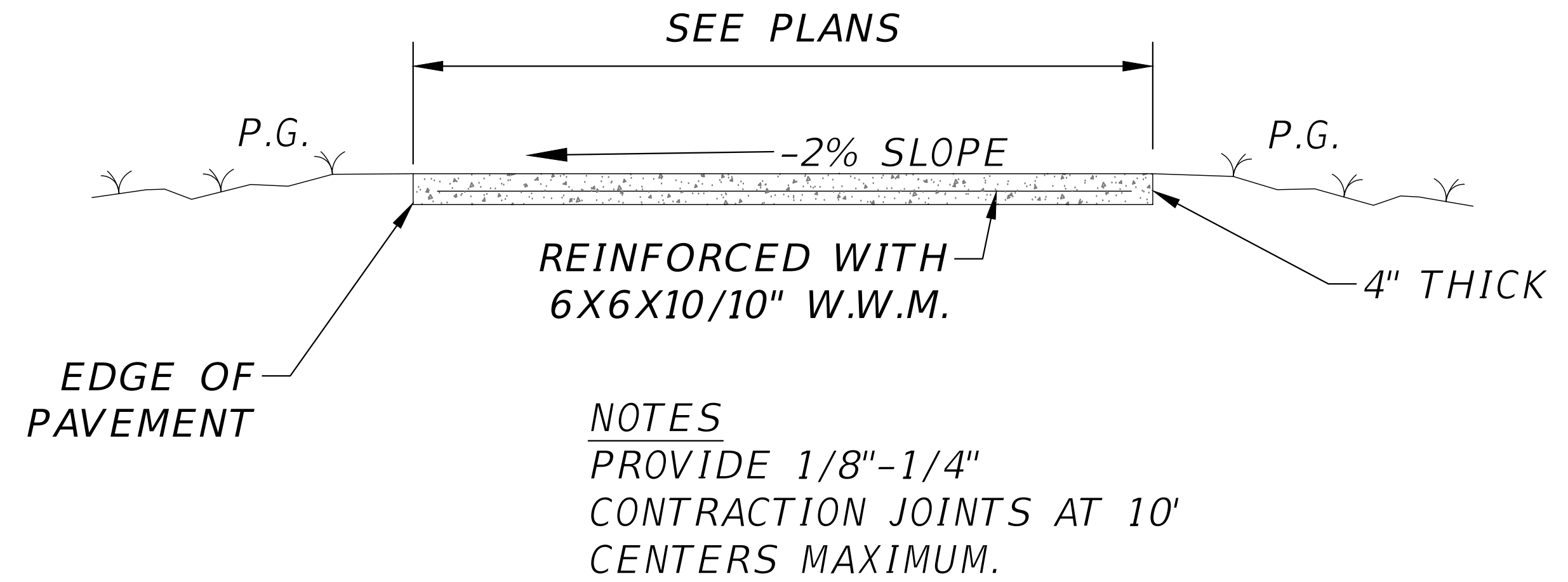
PLAN KEY SHEET
LEGENDS AT LAKE CITY
COLUMBIA COUNTY, FLORIDA

SHEET NO.
C-8

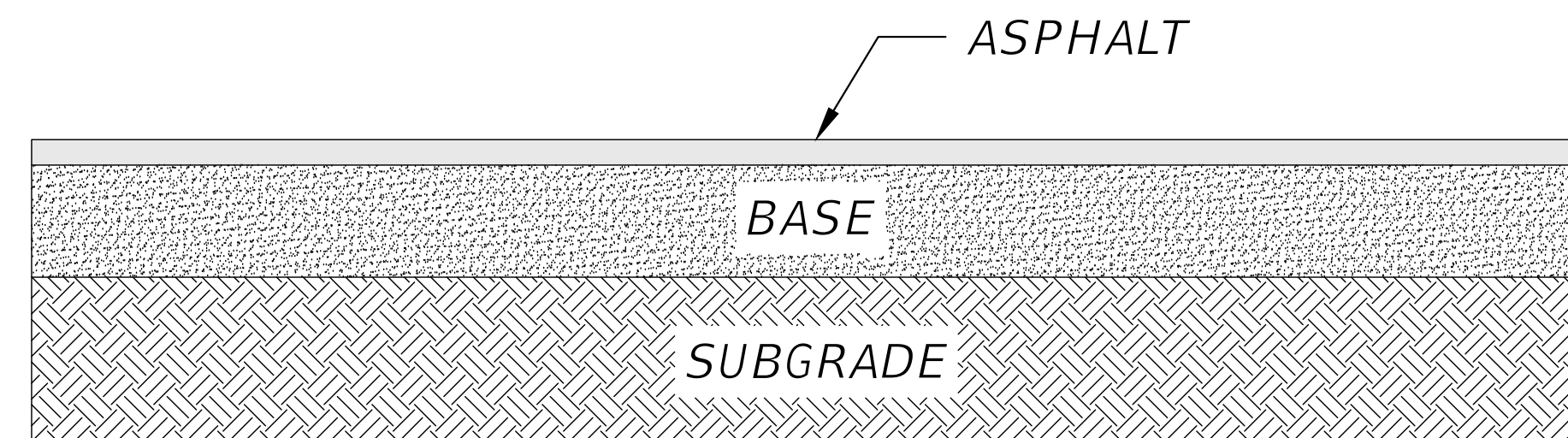
THIS ITEM HAS BEEN DIGITALLY SIGNED AND SEALED BY GREGORY G. BAILEY, ON THE DATE ADJACENT TO THE SEAL. PRINTED COPIES OF THIS DOCUMENT ARE NOT CONSIDERED SIGNED AND SEALED AND THE SIGNATURE MUST BE VERIFIED ON ANY ELECTRONIC COPIES.



SIDEWALK TYPICAL "A"
SCALE: N.T.S



SIDEWALK TYPICAL "B" SCALE:
N.T.S



1.5" SP 12.5 ASPHALT SURFACE COURSE
8" LIMEROCK BASE COURSE
12" COMPACTED SUB-GRADE MIN L.B.R 40

STANDARD ASPHALT PAVEMENT TYPICAL
SCALE: N.T.S

REVISIONS	
DATE	DESCRIPTION



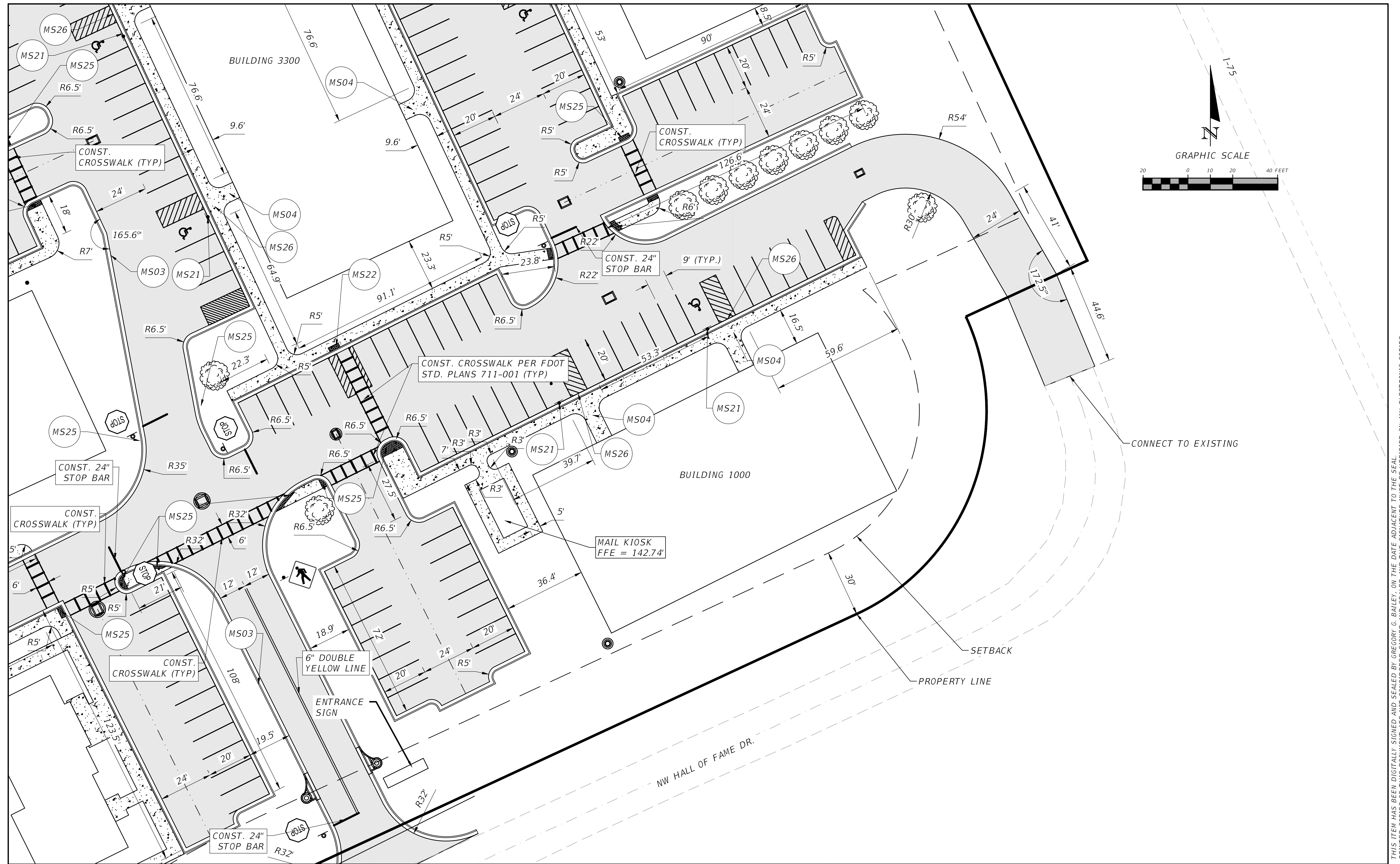
NORTH FLORIDA PROFESSIONAL SERVICES, INC.
P.O. BOX 3823
LAKE CITY, FL 32056
PH. 386-752-4675
LIC NO. LB8356

2551 BLAIRSTONE PINES DR.
TALLAHASSEE, FL 32301
WWW.NFPS.NET
CA# 29011

JOB NUMBER:
L211005TRI
EOR:
GREGORY G. BAILEY
P.E. NO.:
43858

SIDEWALK & ASPHALT TYPICAL SECTIONS
LEGENDS AT LAKE CITY
COLUMBIA COUNTY, FLORIDA

SHEET
NO.
C-9



REVISIONS	
DATE	DESCRIPTION

NORTH FLORIDA PROFESSIONAL SERVICES, INC.
 P.O. BOX 3823
 LAKE CITY, FL 32056
 PH. 386-752-4675
 LIC NO. LB8356


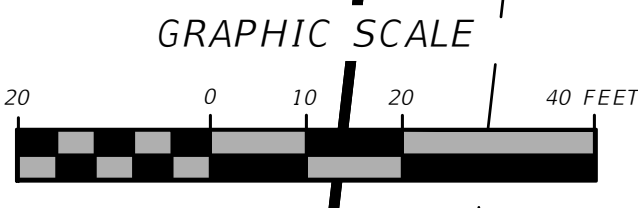
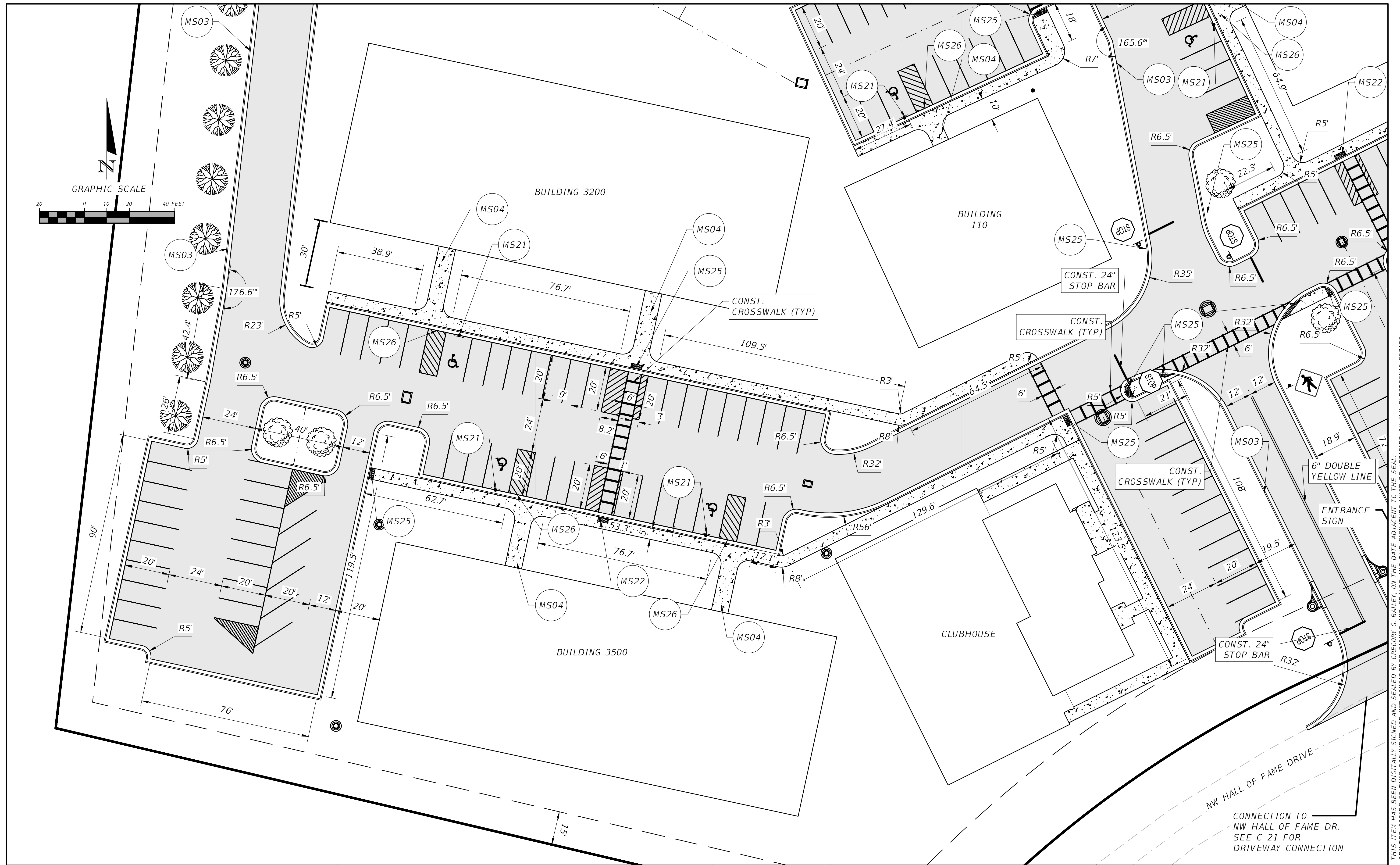
2551 BLAIRSTONE PINES DR.
 TALLAHASSEE, FL 32301
 WWW.NFPS.NET
 CA# 29011

JOB NUMBER:
L211005TRI
 EOR:
GREGORY G. BAILEY
 P.E. NO.:
43858

SITE PLAN A
LEGENDS AT LAKE CITY
COLUMBIA COUNTY, FLORIDA

SHEET NO.
C-10

THIS ITEM HAS BEEN DIGITALLY SIGNED AND SEALED BY GREGORY G. BAILEY, ON THE DATE ADJACENT TO THE SEAL. PRINTED COPIES OF THIS DOCUMENT ARE NOT CONSIDERED SIGNED AND SEALED AND THE SIGNATURE MUST BE VERIFIED ON ANY ELECTRONIC COPIES.



THIS ITEM HAS BEEN DIGITALLY SIGNED AND SEALED BY GREGORY G. BAILEY, ON THE DATE ADJACENT TO THE SEAL. PRINTED COPIES OF THIS DOCUMENT ARE NOT CONSIDERED SIGNED AND SEALED AND THE SIGNATURE MUST BE VERIFIED ON ANY ELECTRONIC COPIES.

REVISIONS	
DATE	DESCRIPTION



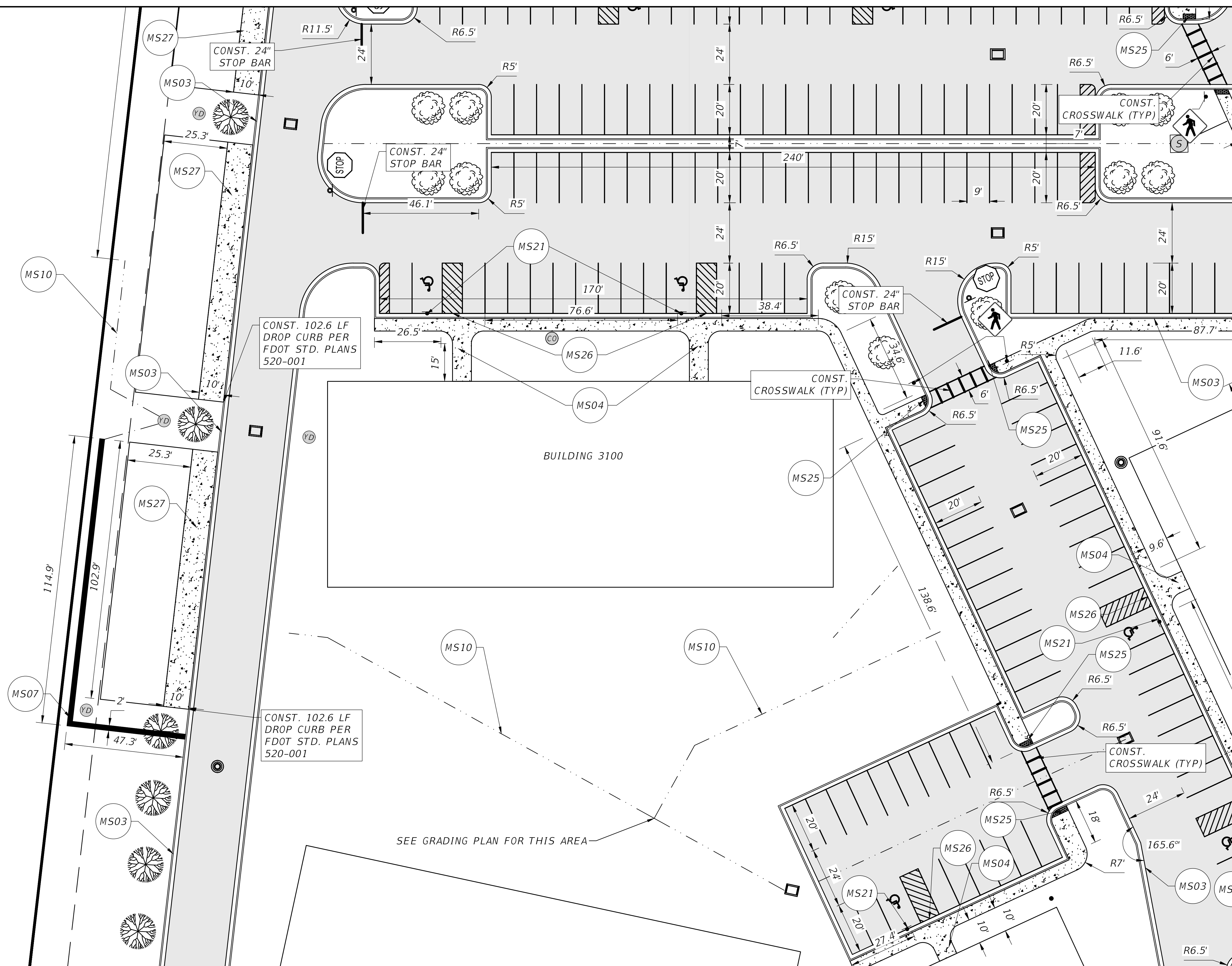
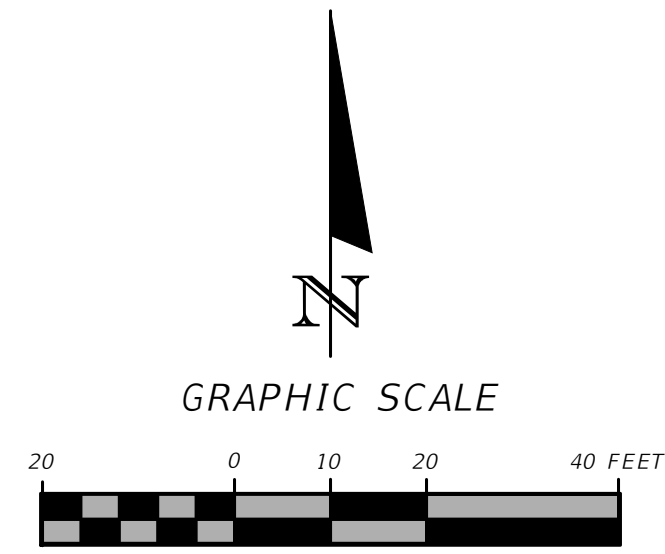
NORTH FLORIDA PROFESSIONAL SERVICES, INC.
 P.O. BOX 3823
 LAKE CITY, FL 32056
 PH. 386-752-4675
 LIC NO. LB8356

2551 BLAIRSTONE PINES DR.
 TALLAHASSEE, FL 32301
 WWW.NFPS.NET
 CA# 29011

JOB NUMBER:
L211005TRI
 EOR:
GREGORY G. BAILEY
 P.E. NO.:
43858

SITE PLAN B
LEGENDS AT LAKE CITY
COLUMBIA COUNTY, FLORIDA

SHEET NO.
C-11



THIS ITEM HAS BEEN DIGITALLY SIGNED AND SEALED BY GREGORY G. BAILEY, ON THE DATE ADJACENT TO THE SEAL. PRINTED COPIES OF THIS DOCUMENT ARE NOT CONSIDERED SIGNED AND SEALED AND THE SIGNATURE MUST BE VERIFIED ON ANY ELECTRONIC COPIES.

REVISIONS	
DATE	DESCRIPTION

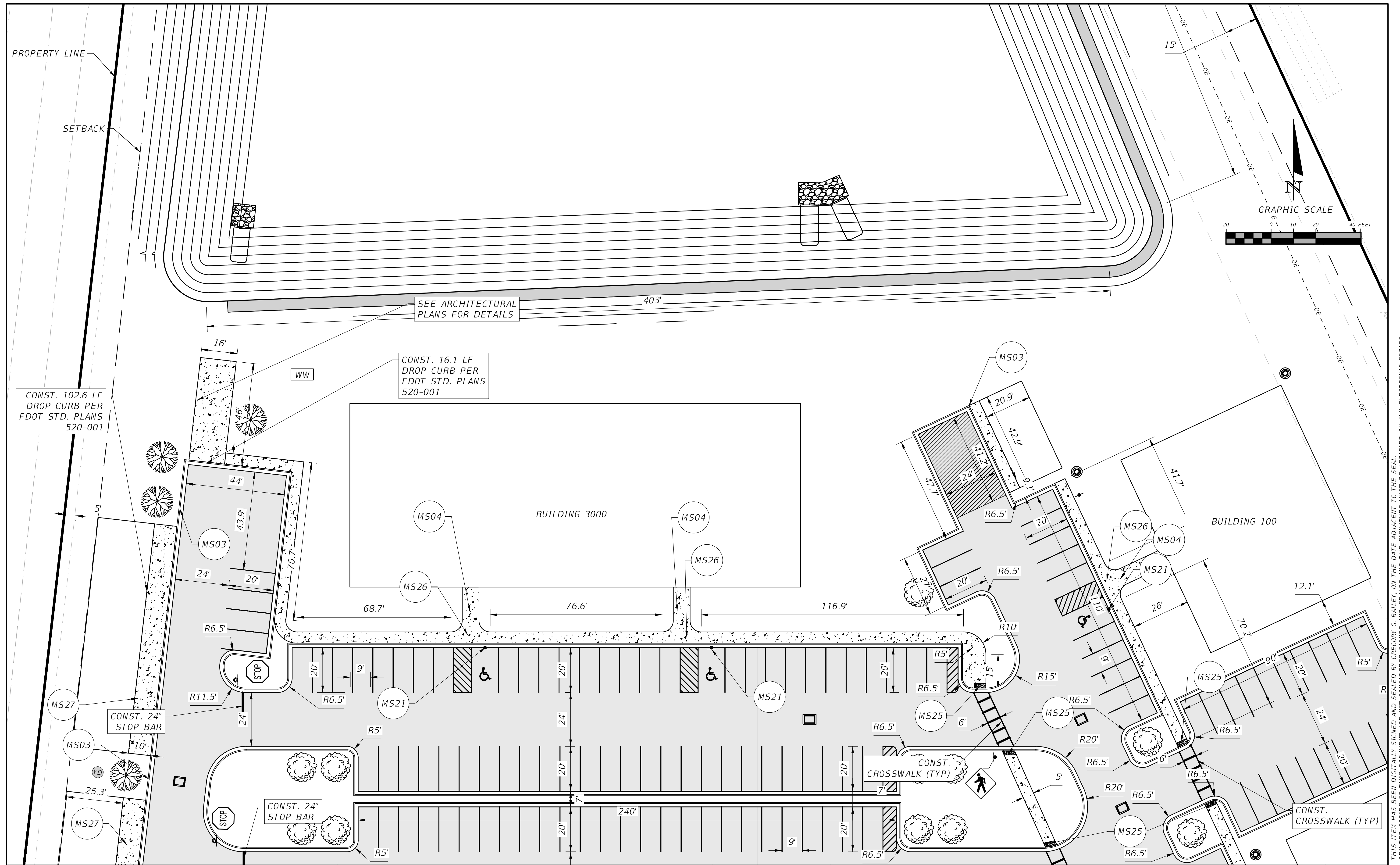
NORTH FLORIDA PROFESSIONAL SERVICES, INC.
 P.O. BOX 3823
 LAKE CITY, FL 32056
 PH. 386-752-4675
 LIC NO. LB8356

2551 BLAIRSTONE PINES DR.
 TALLAHASSEE, FL 32301
 WWW.NFPS.NET
 CA# 29011

JOB NUMBER:
 L211005TRI
 EOR:
 GREGORY G. BAILEY
 P.E. NO.:
 43858

SITE PLAN C
LEGENDS AT LAKE CITY
COLUMBIA COUNTY, FLORIDA

SHEET NO.
C-12



THIS ITEM HAS BEEN DIGITALLY SIGNED AND SEALED BY GREGORY G. BAILEY, ON THE DATE ADJACENT TO THE SEAL. PRINTED COPIES OF THIS DOCUMENT ARE NOT CONSIDERED SIGNED AND SEALED AND THE SIGNATURE MUST BE VERIFIED ON ANY ELECTRONIC COPIES.

REVISIONS	
DATE	DESCRIPTION

NORTH FLORIDA PROFESSIONAL SERVICES, INC.
 P.O. BOX 3823
 LAKE CITY, FL 32056
 PH. 386-752-4675
 LIC NO. LB8356

2551 BLAIRSTONE PINES DR.
 TALLAHASSEE, FL 32301
 WWW.NFPS.NET
 CA# 29011

JOB NUMBER:
L211005TRI
 EOR:
GREGORY G. BAILEY
 P.E. NO.:
43858

SITE PLAN D
LEGENDS AT LAKE CITY
COLUMBIA COUNTY, FLORIDA

SHEET NO.
C-13



REVISIONS	
DATE	DESCRIPTION



NORTH FLORIDA PROFESSIONAL SERVICES, INC.
 P.O. BOX 3823
 LAKE CITY, FL 32056
 PH. 386-752-4675
 LIC NO. LB8356

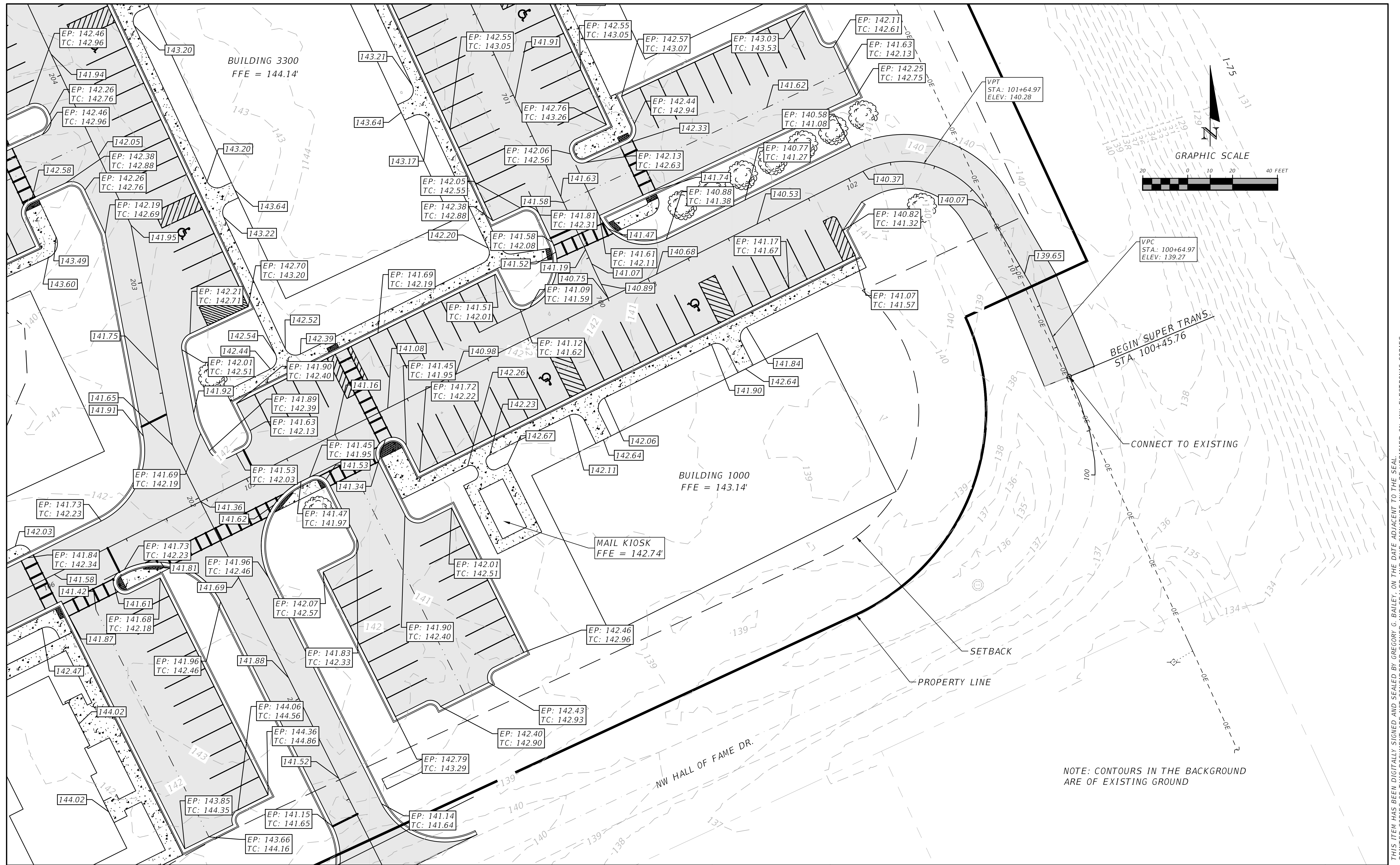
2551 BLAIRSTONE PINES DR.
 TALLAHASSEE, FL 32301
 WWW.NFPS.NET
 CA# 29011

JOB NUMBER:
 L211005TRI
 EOR:
 GREGORY G. BAILEY
 P.E. NO.:
 43858

SITE PLAN E
LEGENDS AT LAKE CITY
COLUMBIA COUNTY, FLORIDA

SHEET NO.
C-14

THIS ITEM HAS BEEN DIGITALLY SIGNED AND SEALED BY GREGORY G. BAILEY, ON THE DATE ADJACENT TO THE SEAL. PRINTED COPIES OF THIS DOCUMENT ARE NOT CONSIDERED SIGNED AND SEALED AND THE SIGNATURE MUST BE VERIFIED ON ANY ELECTRONIC COPIES.



THIS ITEM HAS BEEN DIGITALLY SIGNED AND SEALED BY GREGORY G. BAILEY, ON THE DATE ADJACENT TO THE SEAL. PRINTED COPIES OF THIS DOCUMENT ARE NOT CONSIDERED SIGNED AND SEALED AND THE SIGNATURE MUST BE VERIFIED ON ANY ELECTRONIC COPIES.

REVISIONS	
DATE	DESCRIPTION
144.02	30

NORTH FLORIDA PROFESSIONAL SERVICES, INC.
 P.O. BOX 3823
 LAKE CITY, FL 32056
 PH. 386-752-4675
 LIC NO. LB8356

2551 BLAIRSTONE PINES DR.
 TALLAHASSEE, FL 32301
 WWW.NFPS.NET
 CA# 29011

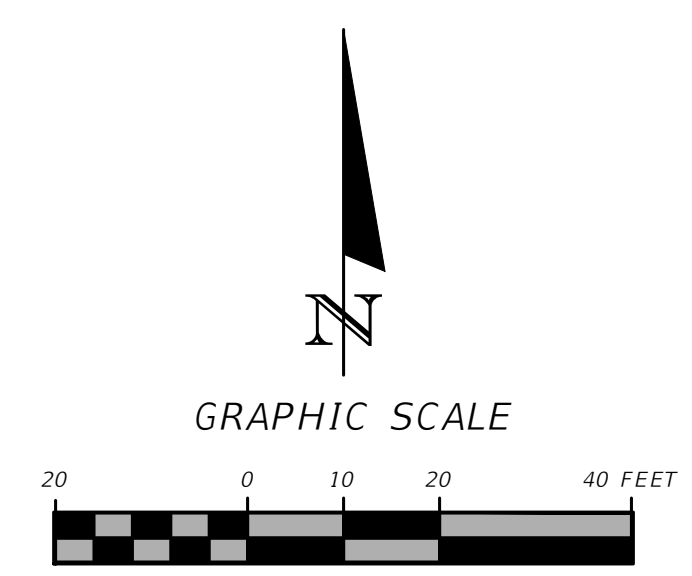
JOB NUMBER:
 L211005TRI
 EOR:
 GREGORY G. BAILEY
 P.E. NO.:
 43858

GRADING PLAN A

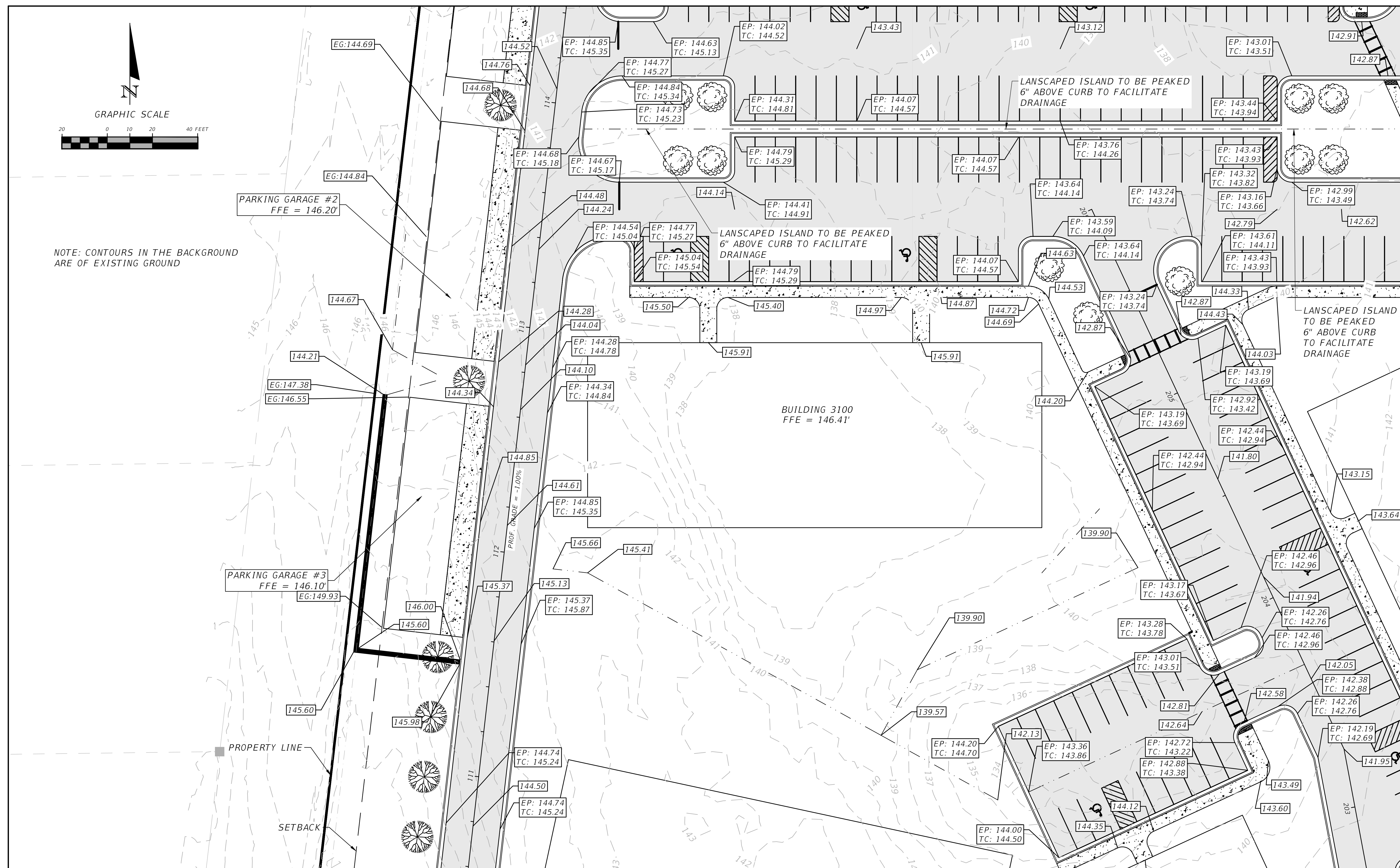
LEGENDS AT LAKE CITY

COLUMBIA COUNTY, FLORIDA

SHEET NO.
C-15



NOTE: CONTOURS IN THE BACKGROUND ARE OF EXISTING GROUND



REVISIONS	
DATE	DESCRIPTION

NORTH FLORIDA PROFESSIONAL SERVICES, INC.
 P.O. BOX 3823
 LAKE CITY, FL 32056
 PH. 386-752-4675
 LIC NO. LB8356

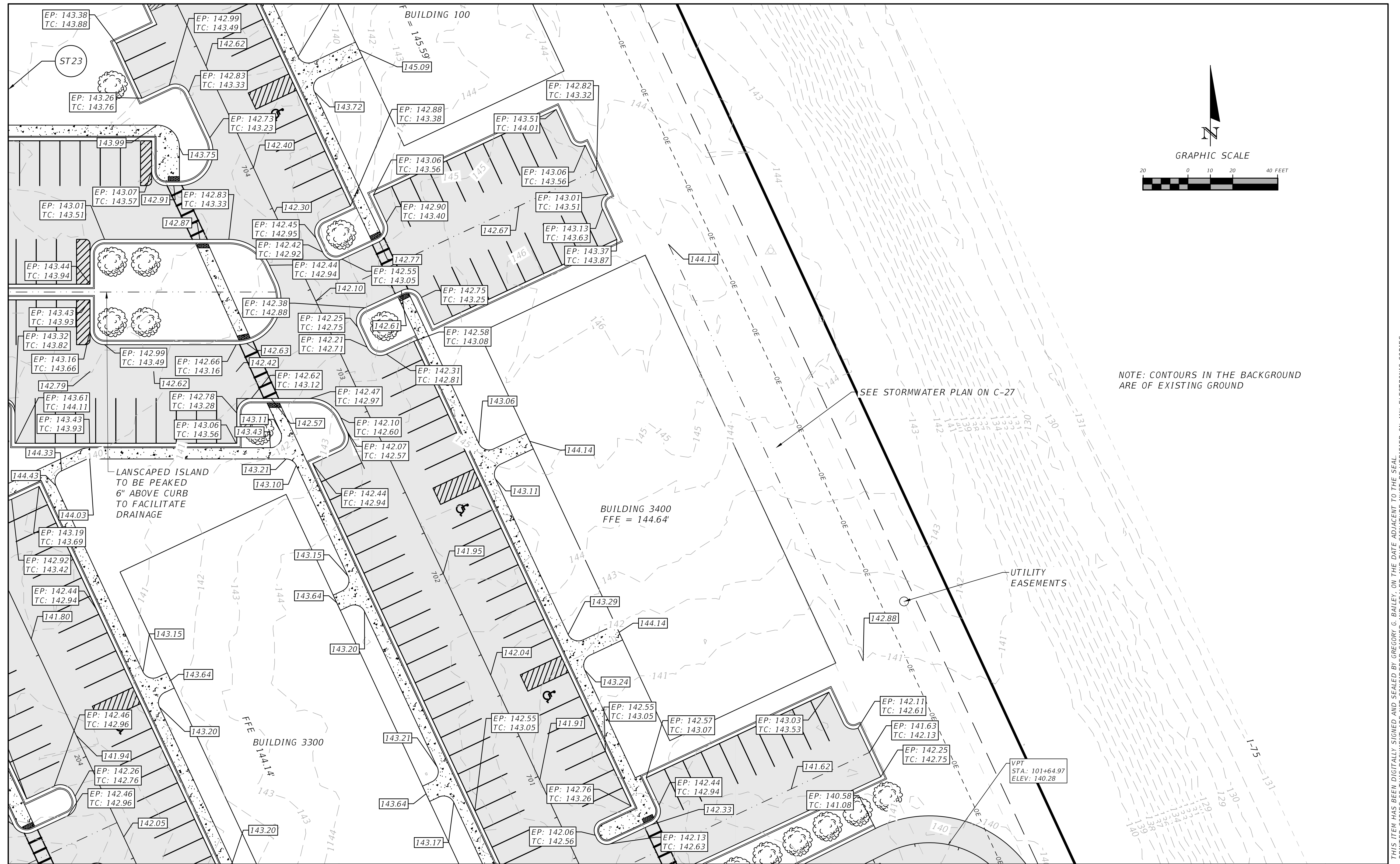
2551 BLAIRSTONE PINES DR.
 TALLAHASSEE, FL 32301
 WWW.NFPS.NET
 CA# 29011

JOB NUMBER:
L211005TRI
 EOR:
GREGORY G. BAILEY
 P.E. NO.:
43858

GRADING PLAN C
LEGENDS AT LAKE CITY
COLUMBIA COUNTY, FLORIDA

SHEET NO.
C-17

THIS ITEM HAS BEEN DIGITALLY SIGNED AND SEALED BY GREGORY G. BAILEY, ON THE DATE ADJACENT TO THE SEAL. PRINTED COPIES OF THIS DOCUMENT ARE NOT CONSIDERED SIGNED AND SEALED AND THE SIGNATURE MUST BE VERIFIED ON ANY ELECTRONIC COPIES.



REVISIONS	
DATE	DESCRIPTION

NORTH FLORIDA PROFESSIONAL SERVICES, INC.
 P.O. BOX 3823
 LAKE CITY, FL 32056
 PH. 386-752-4675
 LIC NO. LB8356

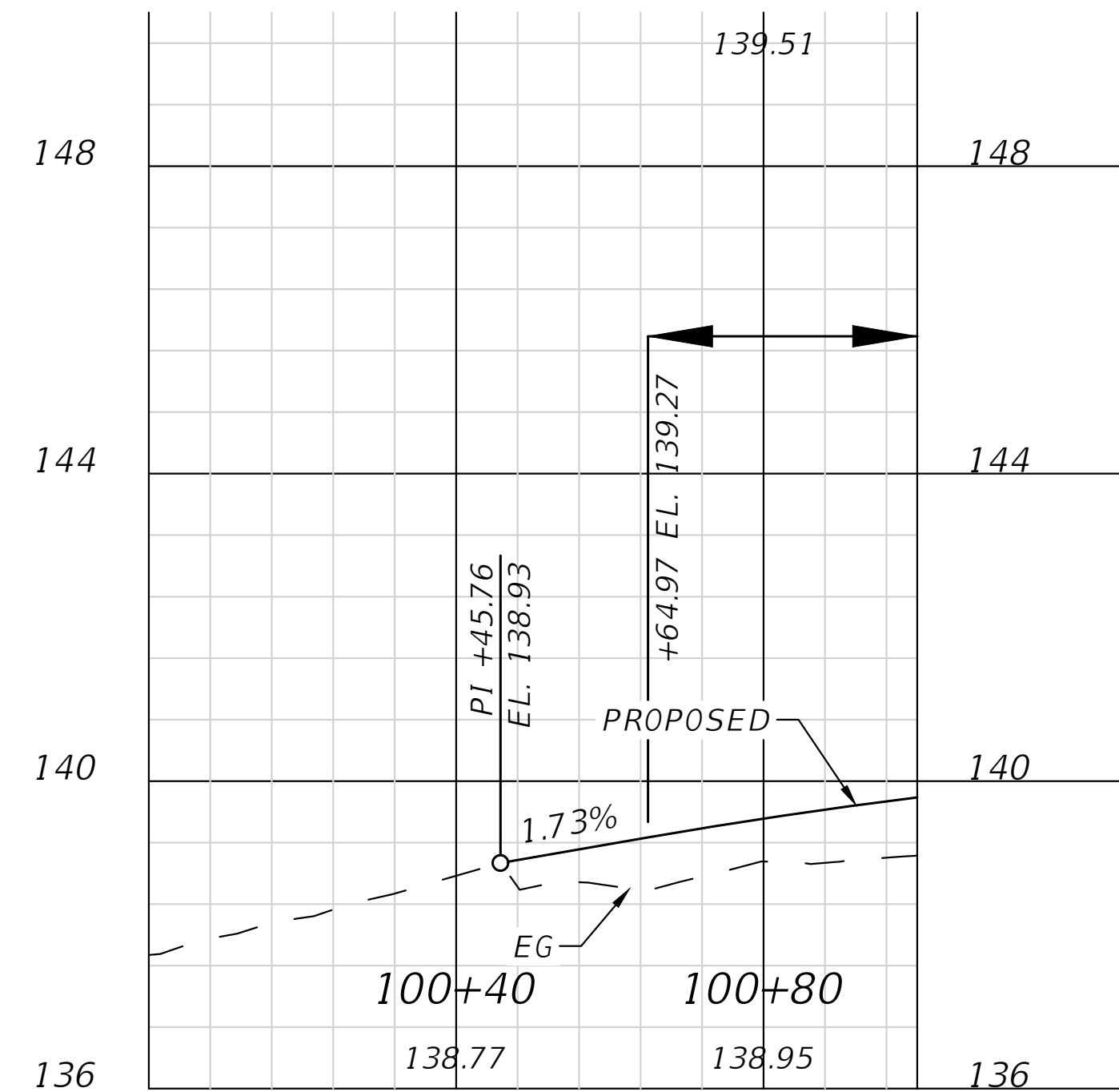
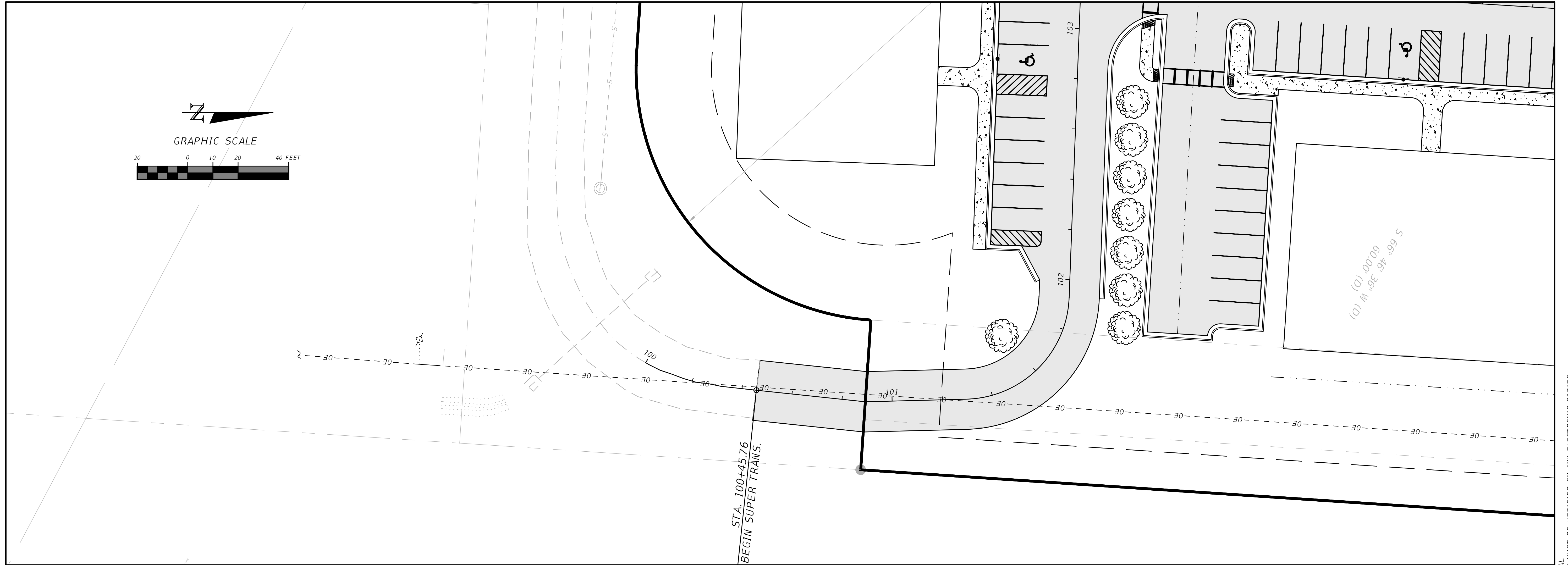
2551 BLAIRSTONE PINES DR.
 TALLAHASSEE, FL 32301
 WWW.NFPS.NET
 CA# 29011

JOB NUMBER:
 L211005TRI
 EOR:
 GREGORY G. BAILEY
 P.E. NO.:#
 43858

GRADING PLAN E
LEGENDS AT LAKE CITY
COLUMBIA COUNTY, FLORIDA

SHEET NO.
C-19

THIS ITEM HAS BEEN DIGITALLY SIGNED AND SEALED BY GREGORY G. BAILEY, ON THE DATE ADJACENT TO THE SEAL. PRINTED COPIES OF THIS DOCUMENT ARE NOT CONSIDERED SIGNED AND SEALED AND THE SIGNATURE MUST BE VERIFIED ON ANY ELECTRONIC COPIES.



REVISIONS	
DATE	DESCRIPTION



NORTH FLORIDA PROFESSIONAL SERVICES, INC.
 P.O. BOX 3823
 LAKE CITY, FL 32056
 PH. 386-752-4675
 LIC NO. LB8356

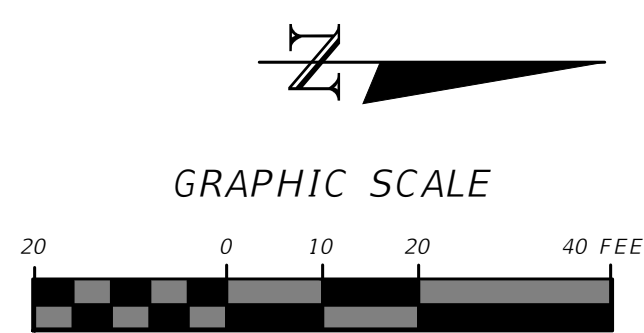
2551 BLAIRSTONE PINES DR.
 TALLAHASSEE, FL 32301
 WWW.NFPS.NET
 CA# 29011

JOB NUMBER:
 L211005TRI
 EOR:
 GREGORY G. BAILEY
 P.E. NO.:
 43858

EAST DRIVEWAY CONNECTION
LEGENDS AT LAKE CITY
COLUMBIA COUNTY, FLORIDA

SHEET NO.
C-20

THIS ITEM HAS BEEN DIGITALLY SIGNED AND SEALED BY ###. ON THE DATE ADJACENT TO THE SEAL. PRINTED COPIES OF THIS DOCUMENT ARE NOT CONSIDERED SIGNED AND SEALED AND THE SIGNATURE MUST BE VERIFIED ON ANY ELECTRONIC COPIES.

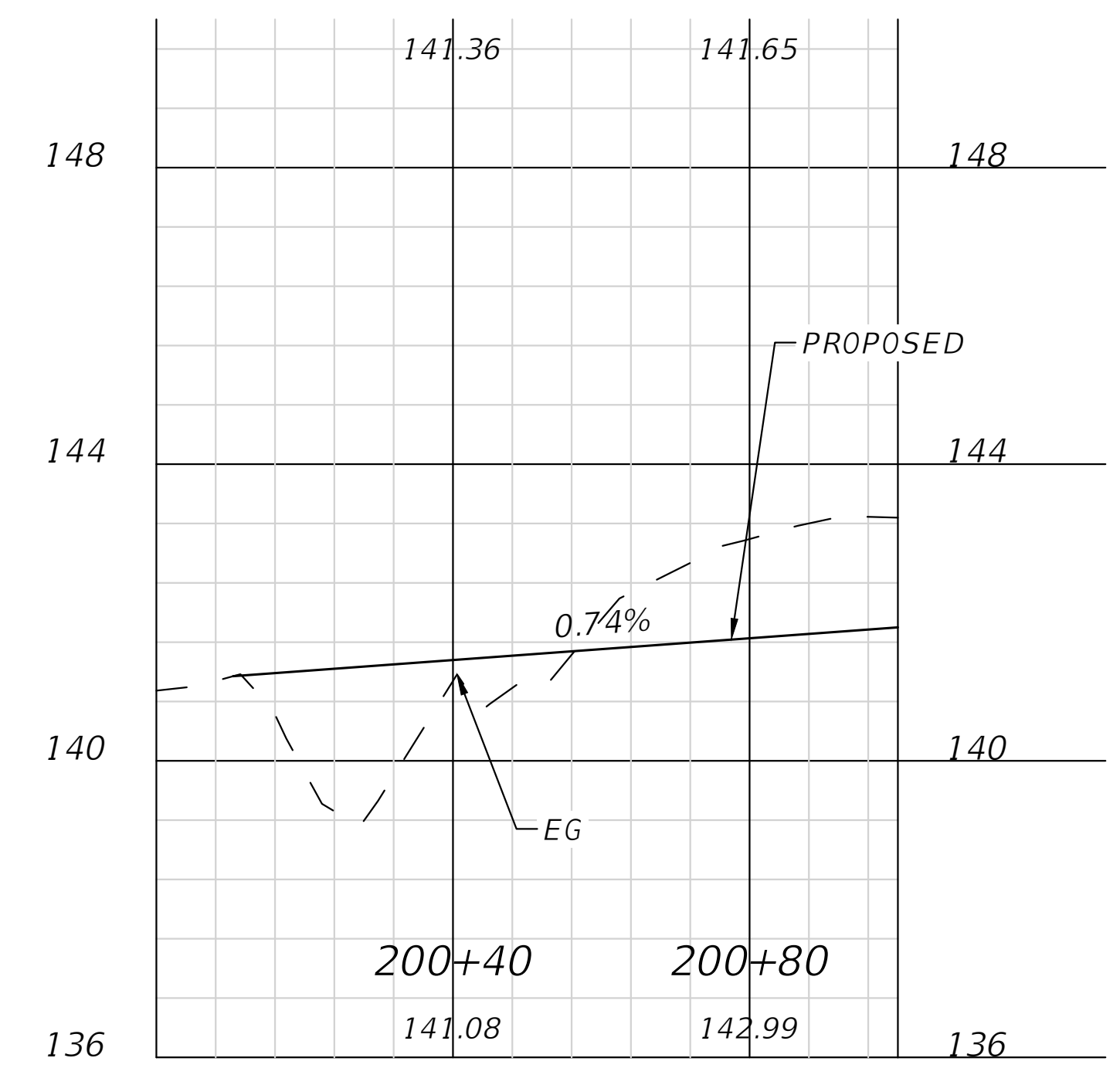


REGRADE ROADSIDE
DITCH TO DRAIN TO
DBI INVERT 134.61'

EXISTING SMH
TO BE REMOVED

REPLACE SMH
50' LF SOUTH

NW HALL OF FAME DRIVE
NW HALL OF FAME DRIVE



REVISIONS	
DATE	DESCRIPTION



NORTH FLORIDA PROFESSIONAL SERVICES, INC.
 P.O. BOX 3823
 LAKE CITY, FL 32056
 PH. 386-752-4675
 LIC NO. LB8356

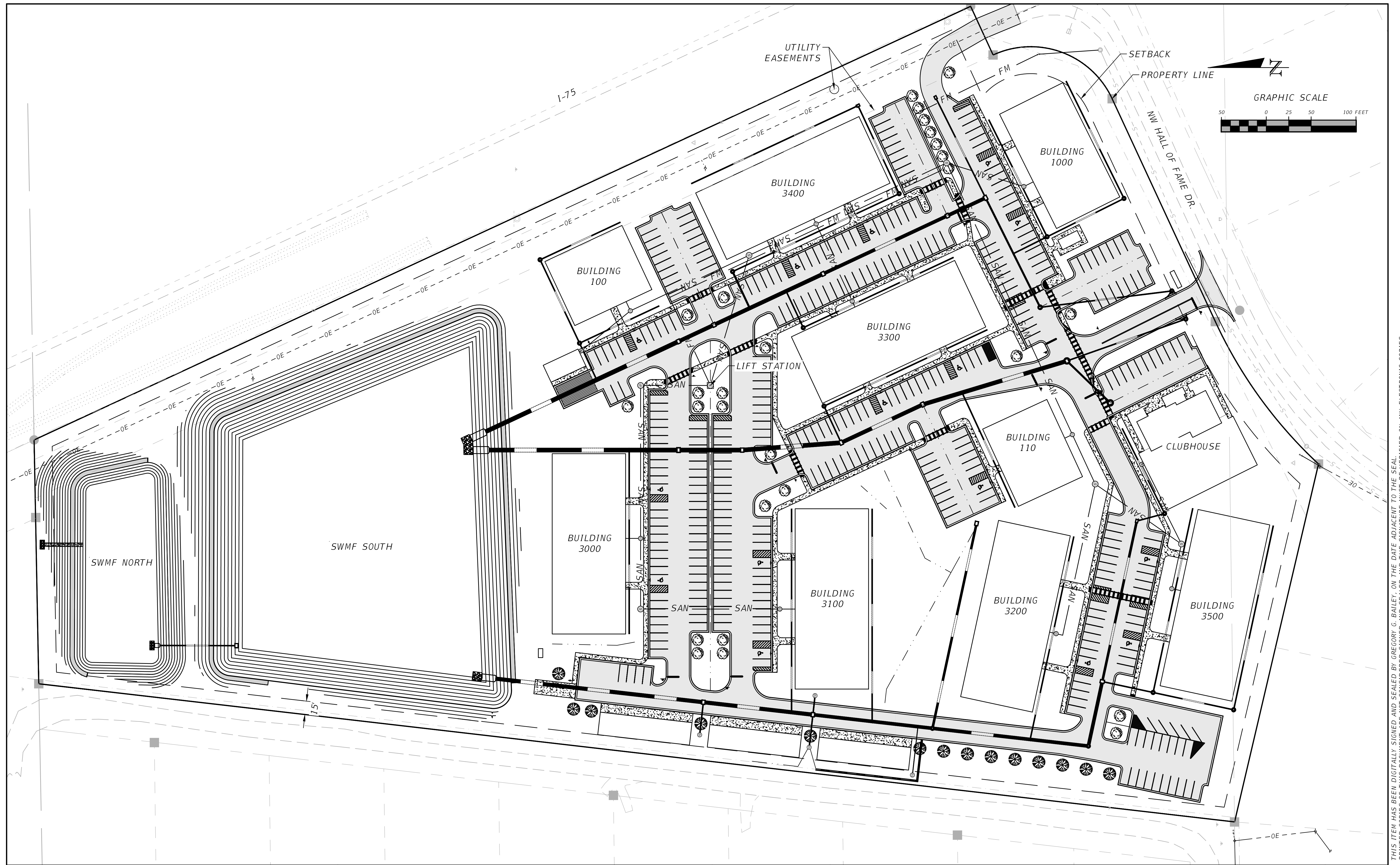
2551 BLAIRSTONE PINES DR.
 TALLAHASSEE, FL 32301
 WWW.NFPS.NET
 CA# 29011

JOB NUMBER:
L211005TRI
 EOR:
GREGORY G. BAILEY
 P.E. NO.:
43858

WEST DRIVEWAY CONNECTION
LEGENDS AT LAKE CITY
COLUMBIA COUNTY, FLORIDA

SHEET
NO.
C-21

THIS ITEM HAS BEEN DIGITALLY SIGNED AND SEALED BY ###. ON THE DATE ADJACENT TO THE SEAL. PRINTED COPIES OF THIS DOCUMENT ARE NOT CONSIDERED SIGNED AND SEALED AND THE SIGNATURE MUST BE VERIFIED ON ANY ELECTRONIC COPIES.



THIS ITEM HAS BEEN DIGITALLY SIGNED AND SEALED BY GREGORY G. BAILEY, ON THE DATE ADJACENT TO THE SEAL. PRINTED COPIES OF THIS DOCUMENT ARE NOT CONSIDERED SIGNED AND SEALED AND THE SIGNATURE MUST BE VERIFIED ON ANY ELECTRONIC COPIES.

REVISIONS	
DATE	DESCRIPTION



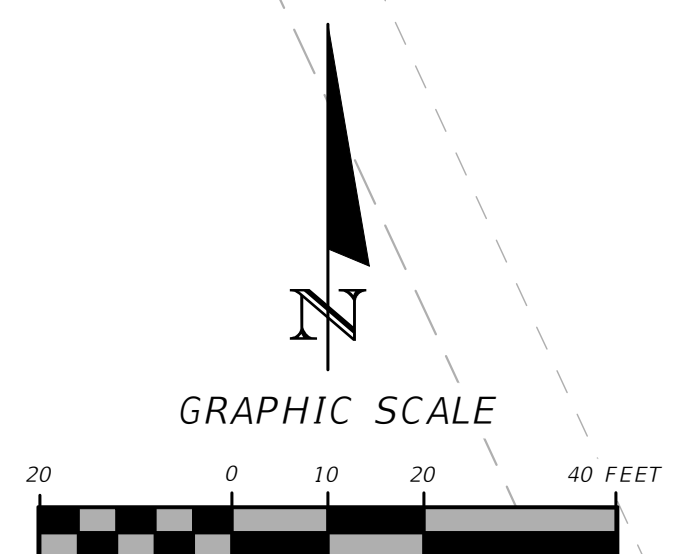
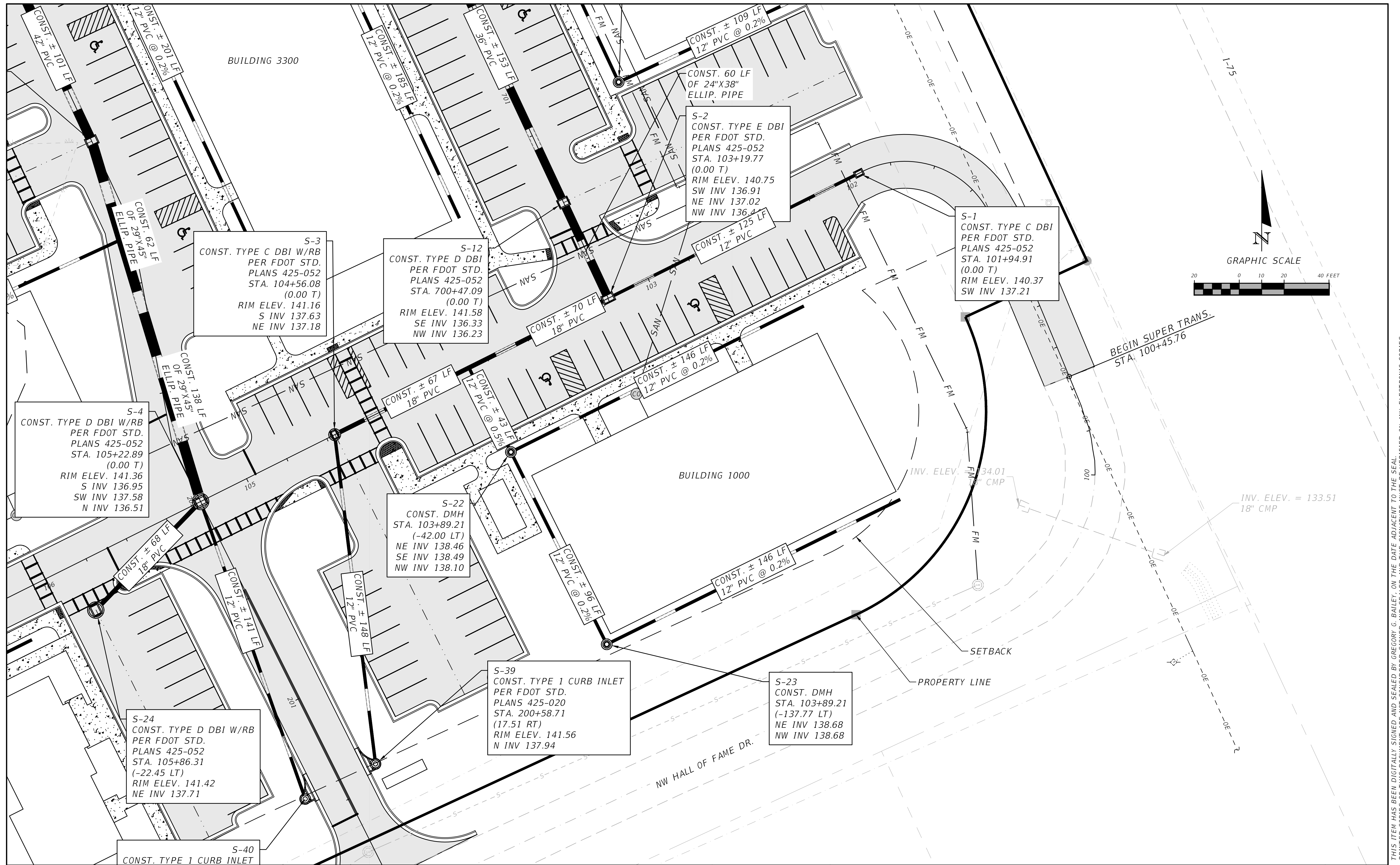
NORTH FLORIDA PROFESSIONAL SERVICES, INC.
 P.O. BOX 3823
 LAKE CITY, FL 32056
 PH. 386-752-4675
 LIC NO. LB8356

2551 BLAIRSTONE PINES DR.
 TALLAHASSEE, FL 32301
 WWW.NFPS.NET
 CA# 29011


JOB NUMBER:
L211005TRI
 EOR:
GREGORY G. BAILEY
 P.E. NO.:
43858

OVERALL STORMWATER PLAN
LEGENDS AT LAKE CITY
COLUMBIA COUNTY, FLORIDA

SHEET NO.
C-22



REVISIONS	
DATE	DESCRIPTION


NORTH FLORIDA PROFESSIONAL SERVICES, INC.
 P.O. BOX 3823
 LAKE CITY, FL 32056
 PH. 386-752-4675
 LIC NO. LB8356

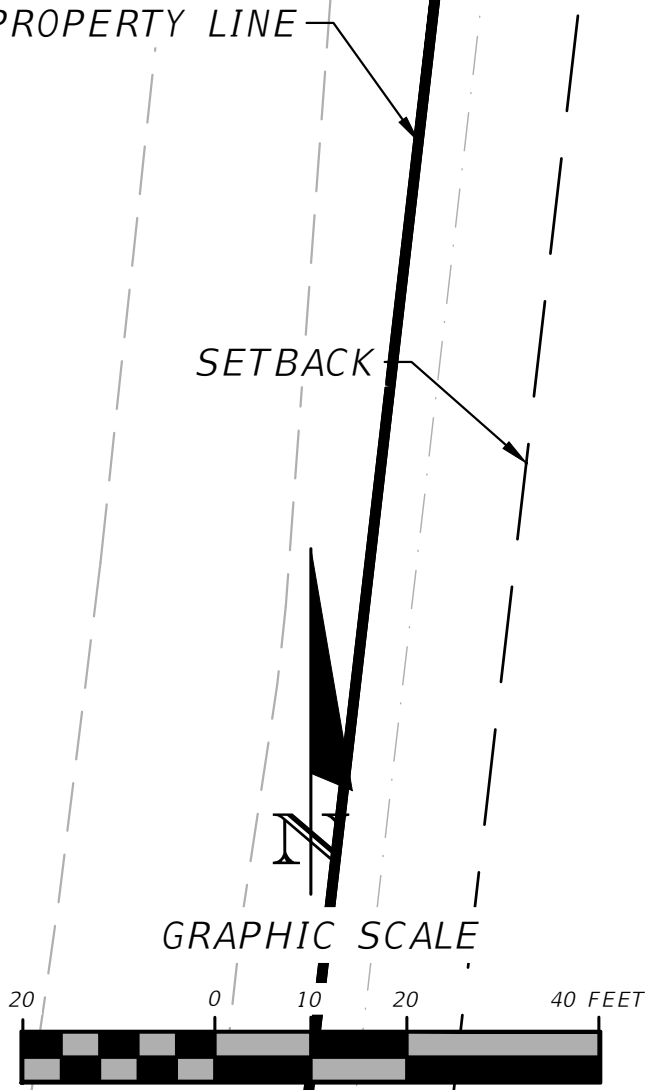
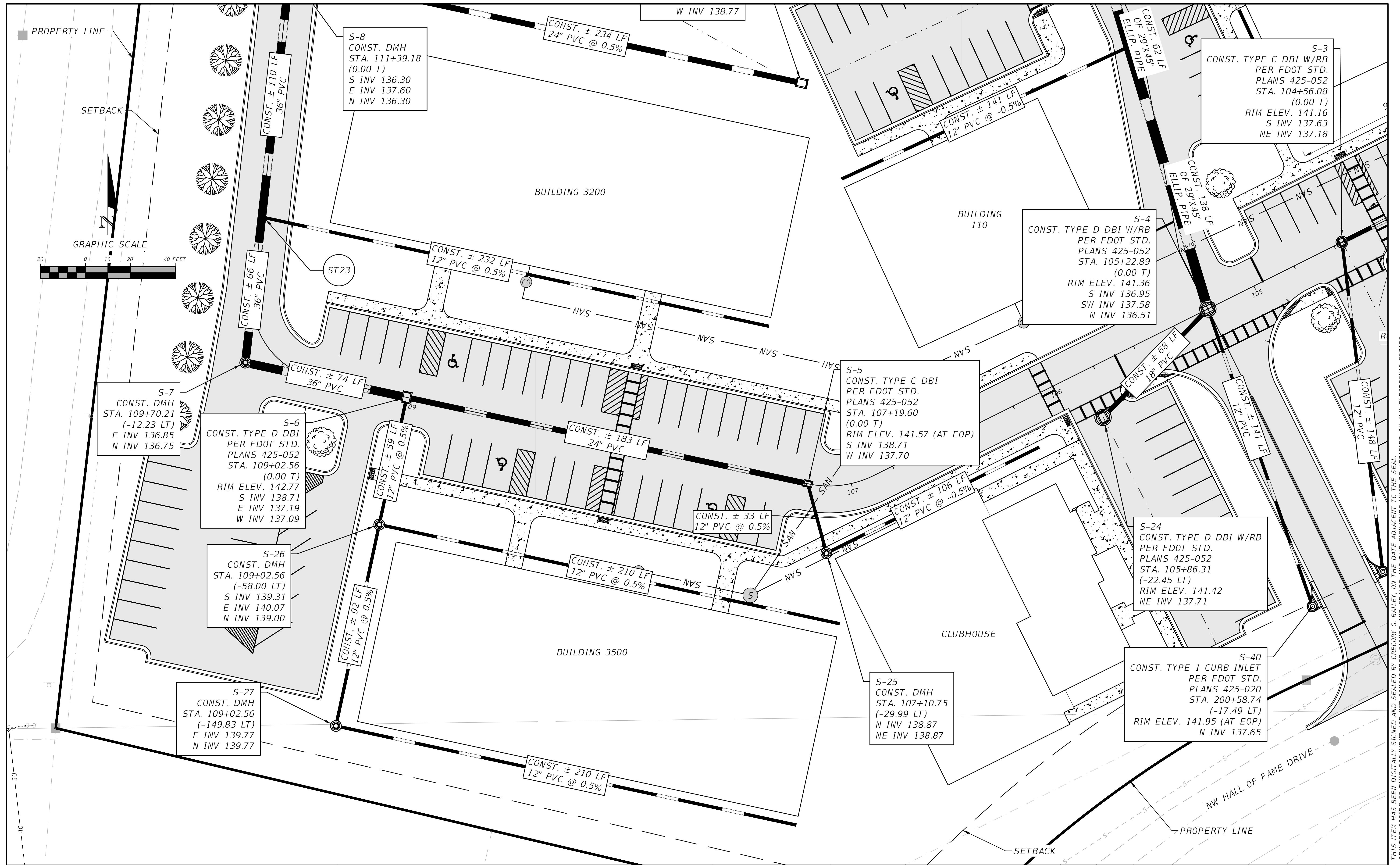
2551 BLAIRSTONE PINES DR.
 TALLAHASSEE, FL 32301
 WWW.NFPS.NET
 CA# 29011

JOB NUMBER:
 L211005TRI
 EOR:
 GREGORY G. BAILEY
 P.E. NO.:
 43858

STORMWATER PLAN A
LEGENDS AT LAKE CITY
COLUMBIA COUNTY, FLORIDA

SHEET NO.
C-23

THIS ITEM HAS BEEN DIGITALLY SIGNED AND SEALED BY GREGORY G. BAILEY, ON THE DATE ADJACENT TO THE SEAL. PRINTED COPIES OF THIS DOCUMENT ARE NOT CONSIDERED SIGNED AND SEALED AND THE SIGNATURE MUST BE VERIFIED ON ANY ELECTRONIC COPIES.



S-7
CONST. DMH
STA. 109+70.21
(-12.23 LT)
E INV 136.85
N INV 136.75

S-6
CONST. TYPE D DBI
PER FDOT STD.
PLANS 425-052
STA. 109+02.56
(0.00 T)
RIM ELEV. 142.77
S INV 138.71
E INV 137.19
W INV 137.09

S-26
CONST. DMH
STA. 109+02.56
(-58.00 LT)
S INV 139.31
E INV 140.07
N INV 139.00

S-27
CONST. DMH
STA. 109+02.56
(-149.83 LT)
E INV 139.77
N INV 139.77

CONST. ± 59 LF
12" PVC @ 0.5%

CONST. ± 92 LF
12" PVC @ 0.5%

CONST. ± 232 LF
12" PVC @ 0.5%

CONST. ± 183 LF
24" PVC

CONST. ± 210 LF
12" PVC @ 0.5%

CONST. ± 210 LF
12" PVC @ 0.5%

CONST. ± 234 LF
24" PVC @ 0.5%

CONST. ± 141 LF
12" PVC @ -0.5%

S-5
CONST. TYPE C DBI
PER FDOT STD.
PLANS 425-052
STA. 107+19.60
(0.00 T)
RIM ELEV. 141.57 (AT EOP)
S INV 138.71
W INV 137.70

CONST. ± 106 LF
12" PVC @ -0.5%

S-25
CONST. DMH
STA. 107+10.75
(-29.99 LT)
N INV 138.87
NE INV 138.87

S-4
CONST. TYPE D DBI W/RB
PER FDOT STD.
PLANS 425-052
STA. 105+22.89
(0.00 T)
RIM ELEV. 141.36
S INV 136.95
SW INV 137.58
N INV 136.51

CONST. ± 68 LF
18" PVC

S-24
CONST. TYPE D DBI W/RB
PER FDOT STD.
PLANS 425-052
STA. 105+86.31
(-22.45 LT)
RIM ELEV. 141.42
NE INV 137.71

S-40
CONST. TYPE 1 CURB INLET
PER FDOT STD.
PLANS 425-020
STA. 200+58.74
(-17.49 LT)
RIM ELEV. 141.95 (AT EOP)
N INV 137.65

S-3
CONST. TYPE C DBI W/RB
PER FDOT STD.
PLANS 425-052
STA. 104+56.08
(0.00 T)
RIM ELEV. 141.16
S INV 137.63
NE INV 137.18

CONST. ± 138 LF
OF 29" X 45" ELLIP. PIPE

CONST. ± 111 LF
12" PVC

CONST. ± 148 LF
12" PVC

REVISIONS	
DATE	DESCRIPTION

NORTH FLORIDA PROFESSIONAL SERVICES, INC.
 P.O. BOX 3823
 LAKE CITY, FL 32056
 PH. 386-752-4675
 LIC NO. LB8356

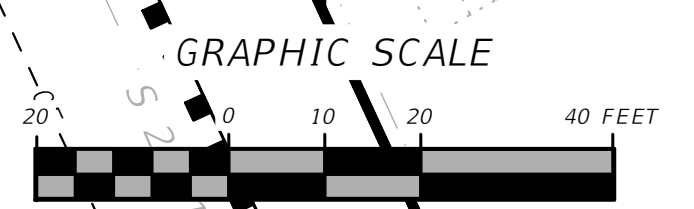
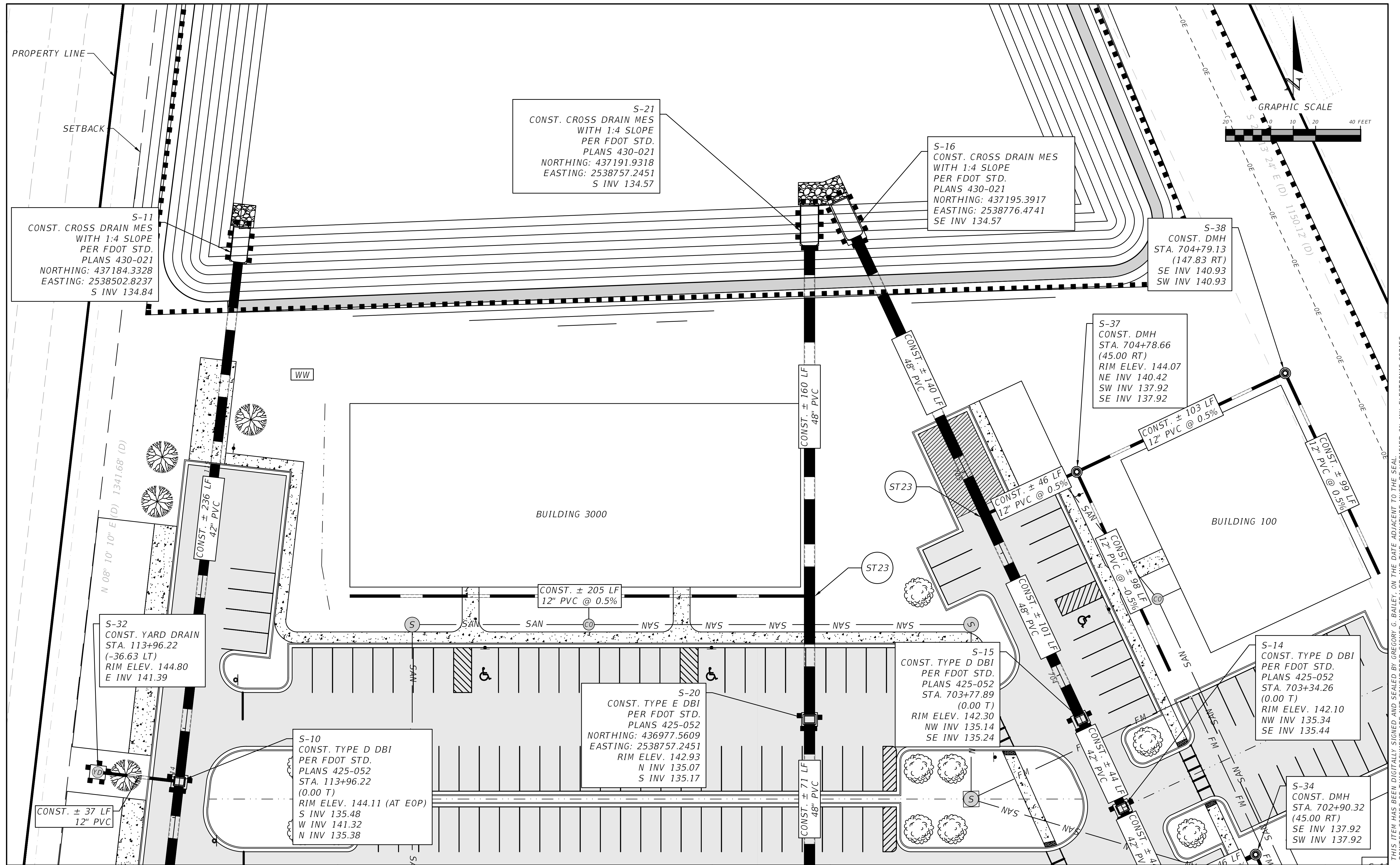
2551 BLAIRSTONE PINES DR.
 TALLAHASSEE, FL 32301
 WWW.NFPS.NET
 CA# 29011

JOB NUMBER:
L211005TRI
 EOR:
GREGORY G. BAILEY
 P.E. NO.:
43858

STORMWATER PLAN B
LEGENDS AT LAKE CITY
COLUMBIA COUNTY, FLORIDA

SHEET NO.
C-24

THIS ITEM HAS BEEN DIGITALLY SIGNED AND SEALED BY GREGORY G. BAILEY, ON THE DATE ADJACENT TO THE SEAL. PRINTED COPIES OF THIS DOCUMENT ARE NOT CONSIDERED SIGNED AND SEALED AND THE SIGNATURE MUST BE VERIFIED ON ANY ELECTRONIC COPIES.



REVISIONS	
DATE	DESCRIPTION

NORTH FLORIDA PROFESSIONAL SERVICES, INC.
 P.O. BOX 3823
 LAKE CITY, FL 32056
 PH. 386-752-4675
 LIC NO. LB8356

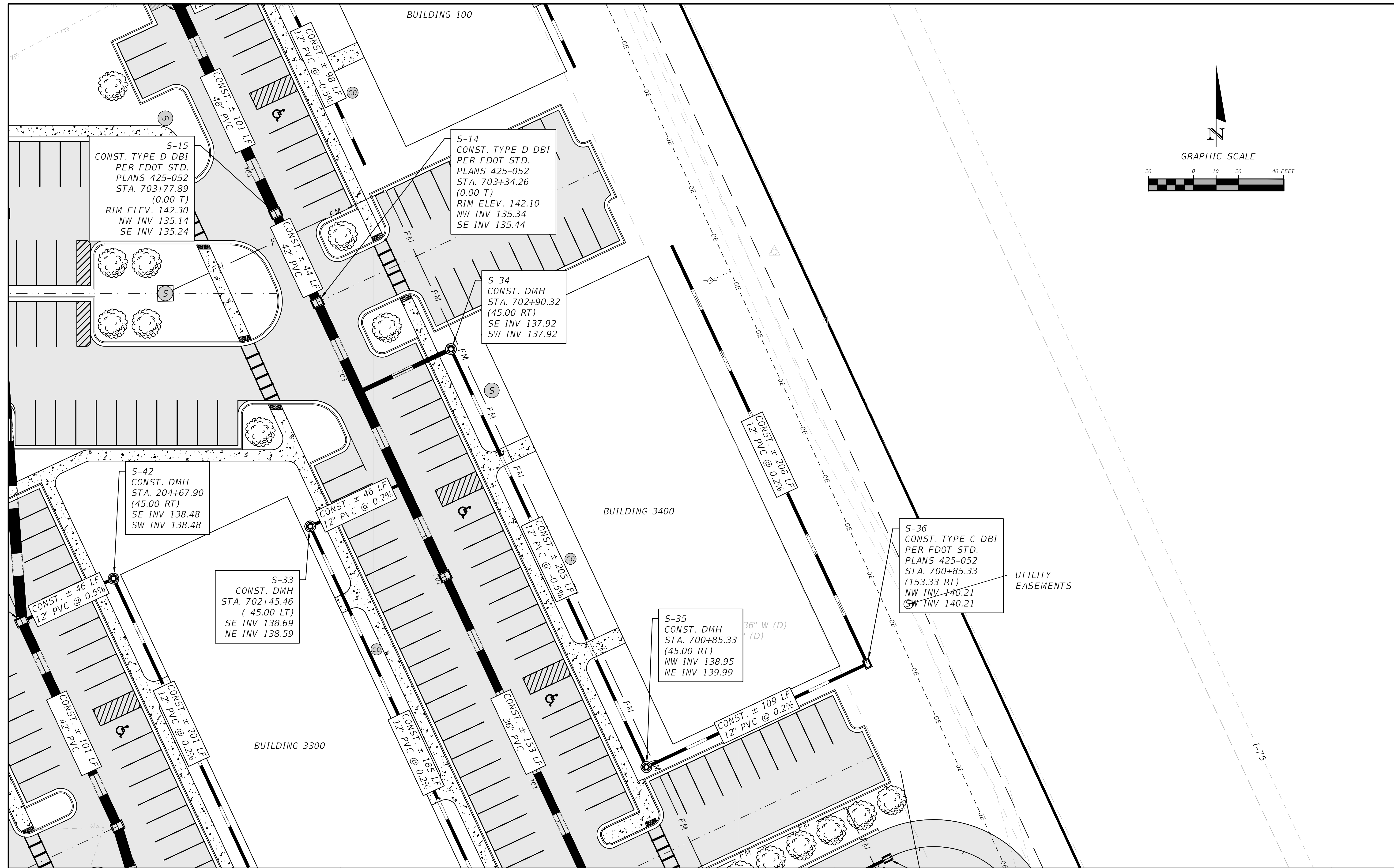
2551 BLAIRSTONE PINES DR.
 TALLAHASSEE, FL 32301
 WWW.NFPS.NET
 CA# 29011

JOB NUMBER:
L211005TRI
 EOR:
GREGORY G. BAILEY
 P.E. NO.:
43858

STORMWATER PLAN D
LEGENDS AT LAKE CITY
COLUMBIA COUNTY, FLORIDA

SHEET NO.
C-26

THIS ITEM HAS BEEN DIGITALLY SIGNED AND SEALED BY GREGORY G. BAILEY, ON THE DATE ADJACENT TO THE SEAL. PRINTED COPIES OF THIS DOCUMENT ARE NOT CONSIDERED SIGNED AND SEALED AND THE SIGNATURE MUST BE VERIFIED ON ANY ELECTRONIC COPIES.



REVISIONS	
DATE	DESCRIPTION

NORTH FLORIDA PROFESSIONAL SERVICES, INC.
 P.O. BOX 3823
 LAKE CITY, FL 32056
 PH. 386-752-4675
 LIC NO. LB8356

2551 BLAIRSTONE PINES DR.
 TALLAHASSEE, FL 32301
 WWW.NFPS.NET
 CA# 29011

JOB NUMBER:
L211005TRI
 EOR:
GREGORY G. BAILEY
 P.E. NO.:
43858

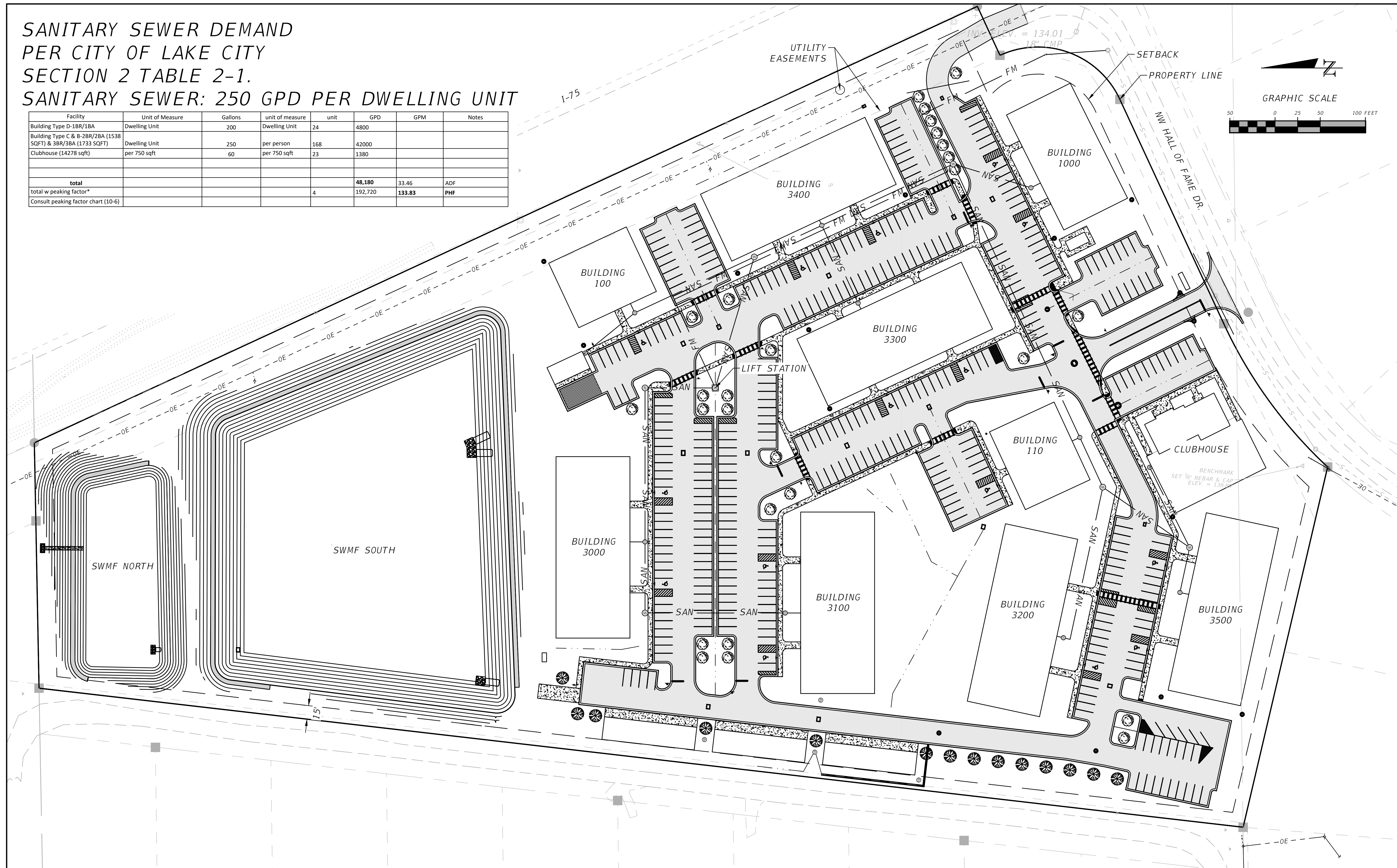
STORMWATER PLAN E
LEGENDS AT LAKE CITY
COLUMBIA COUNTY, FLORIDA

SHEET NO.
C-27

THIS ITEM HAS BEEN DIGITALLY SIGNED AND SEALED BY GREGORY G. BAILEY, ON THE DATE ADJACENT TO THE SEAL. PRINTED COPIES OF THIS DOCUMENT ARE NOT CONSIDERED SIGNED AND SEALED AND THE SIGNATURE MUST BE VERIFIED ON ANY ELECTRONIC COPIES.

**SANITARY SEWER DEMAND
PER CITY OF LAKE CITY
SECTION 2 TABLE 2-1.
SANITARY SEWER: 250 GPD PER DWELLING UNIT**

Facility	Unit of Measure	Gallons	unit of measure	unit	GPD	GPM	Notes
Building Type D-1BR/1BA	Dwelling Unit	200	Dwelling Unit	24	4800		
Building Type C & B-2BR/2BA (1538 SQFT) & 3BR/3BA (1733 SQFT)	Dwelling Unit	250	per person	168	42000		
Clubhouse (14278 sqft)	per 750 sqft	60	per 750 sqft	23	1380		
total					48,180	33.46	ADF
total w peaking factor*				4	192,720	133.83	PHF
Consult peaking factor chart (10-6)							



THIS ITEM HAS BEEN DIGITALLY SIGNED AND SEALED BY GREGORY G. BAILEY, ON THE DATE ADJACENT TO THE SEAL. PRINTED COPIES OF THIS DOCUMENT ARE NOT CONSIDERED SIGNED AND SEALED AND THE SIGNATURE MUST BE VERIFIED ON ANY ELECTRONIC COPIES.

REVISIONS	
DATE	DESCRIPTION



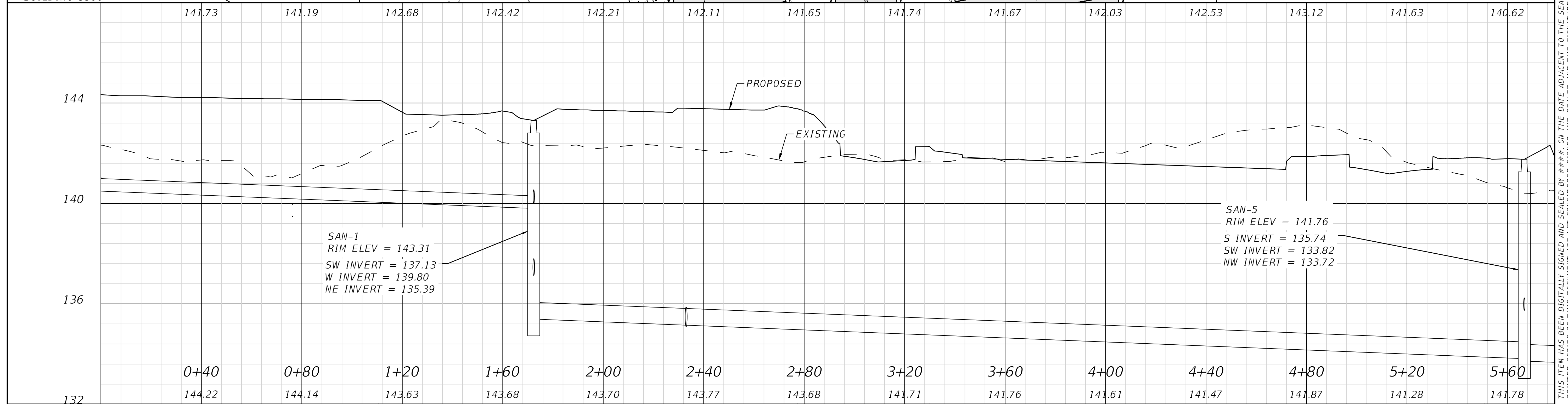
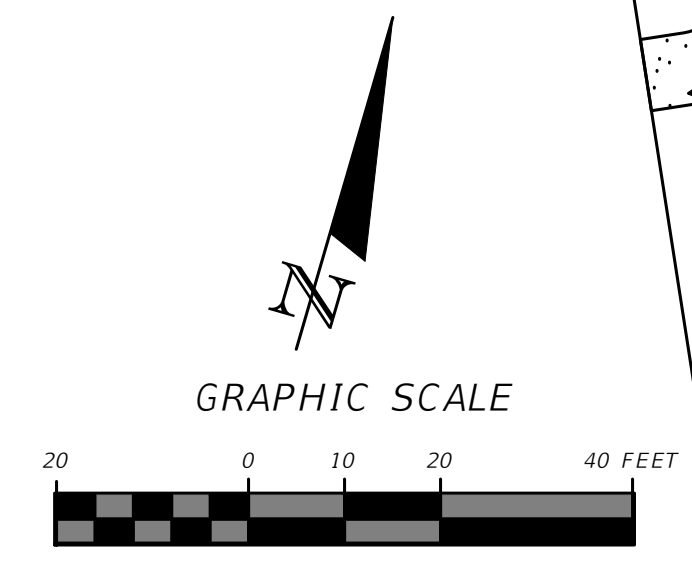
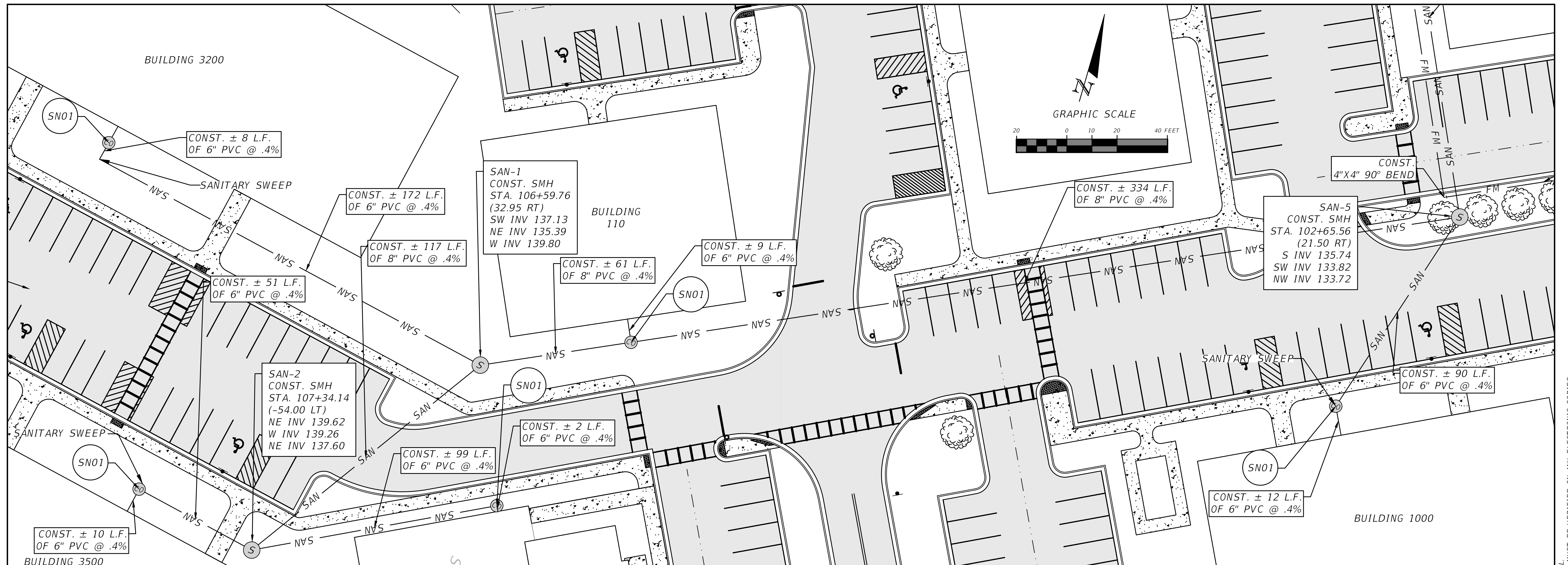
NORTH FLORIDA PROFESSIONAL SERVICES, INC.
P.O. BOX 3823
LAKE CITY, FL 32056
PH. 386-752-4675
LIC NO. LB8356

2551 BLAIRSTONE PINES DR.
TALLAHASSEE, FL 32301
WWW.NFPS.NET
CA# 29011

JOB NUMBER:
L211005TRI
EOR:
GREGORY G. BAILEY
P.E. NO.:
43858

**OVERALL SEWER PLAN
LEGENDS AT LAKE CITY
COLUMBIA COUNTY, FLORIDA**

SHEET NO.
C-28



REVISIONS	
DATE	DESCRIPTION

NORTH FLORIDA PROFESSIONAL SERVICES, INC.
 P.O. BOX 3823
 LAKE CITY, FL 32056
 PH. 386-752-4675
 LIC NO. LB8356

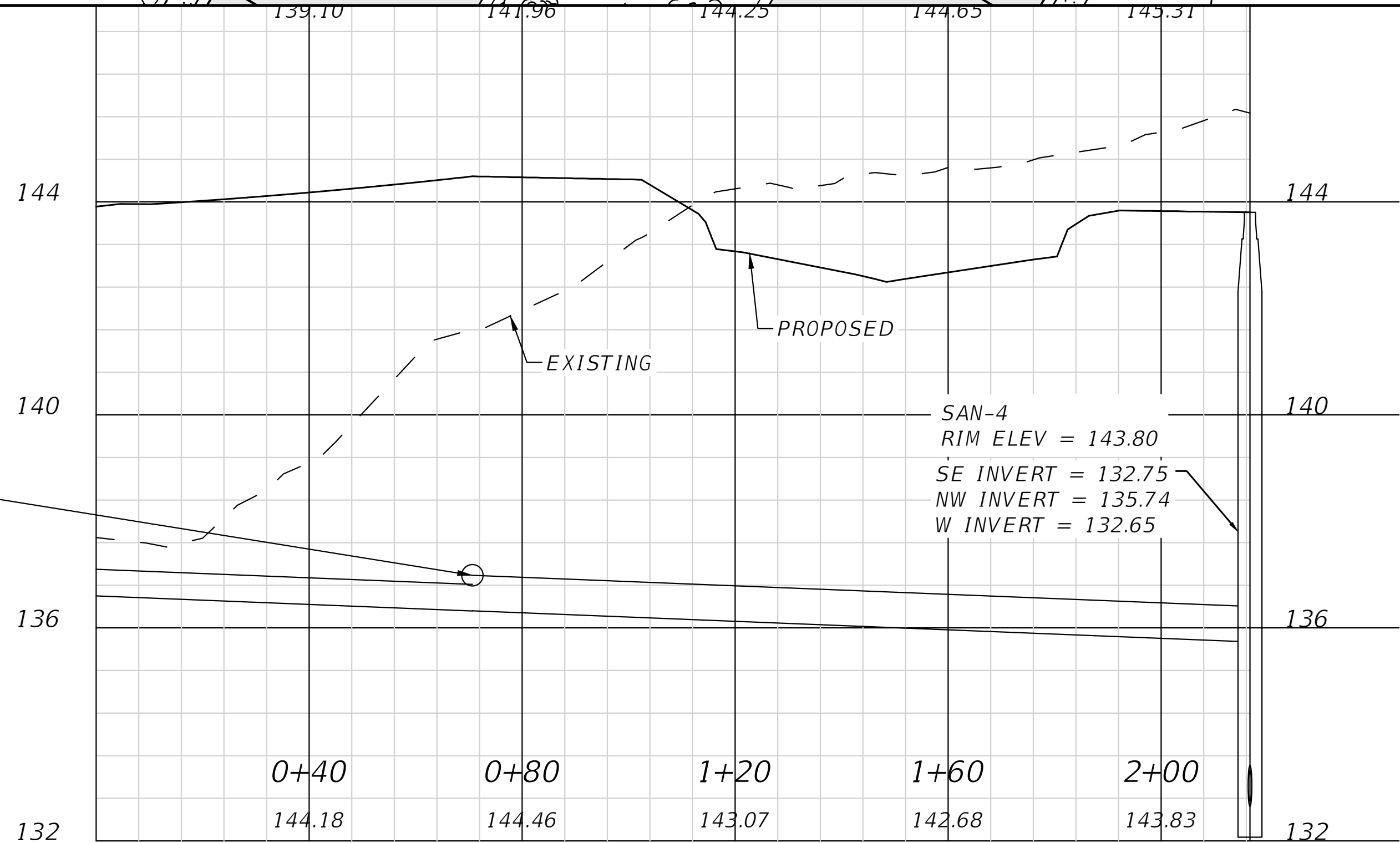
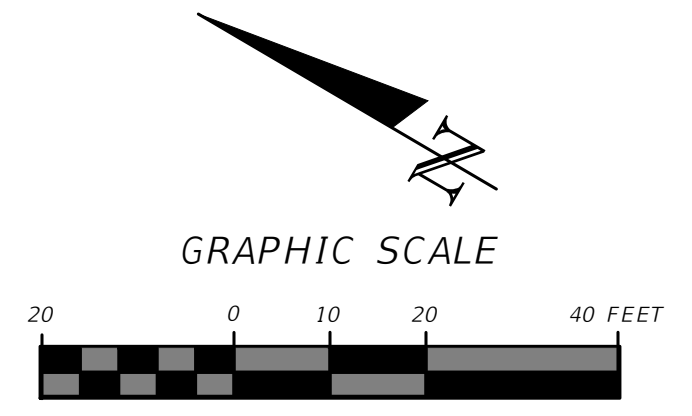
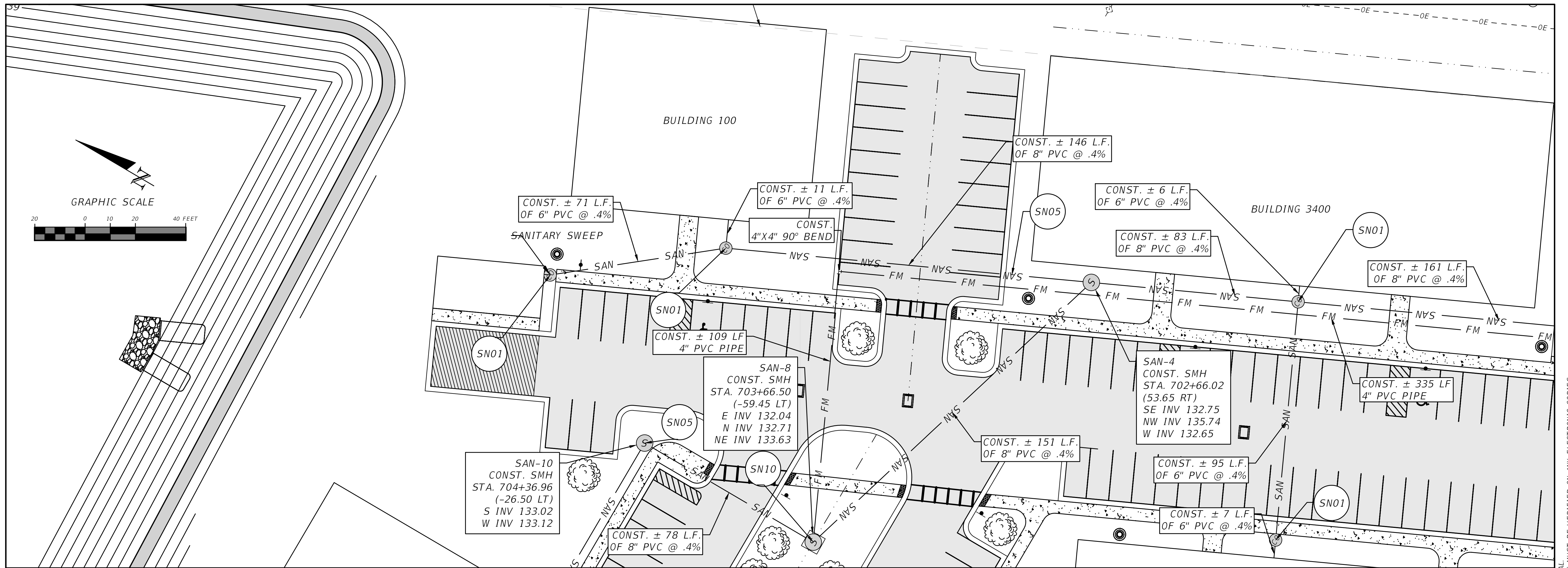
2551 BLAIRSTONE PINES DR.
 TALLAHASSEE, FL 32301
 WWW.NFPS.NET
 CA# 29011

JOB NUMBER:
 L211005TRI
 EOR:
 GREGORY G. BAILEY
 P.E. NO.:
 43858

SEWER PLAN AND PROFILE A
LEGENDS AT LAKE CITY
COLUMBIA COUNTY, FLORIDA

SHEET NO.
C-29

THIS ITEM HAS BEEN DIGITALLY SIGNED AND SEALED BY ###. ON THE DATE ADJACENT TO THE SEAL. PRINTED COPIES OF THIS DOCUMENT ARE NOT CONSIDERED SIGNED AND SEALED AND THE SIGNATURE MUST BE VERIFIED ON ANY ELECTRONIC COPIES.



REVISIONS	
DATE	DESCRIPTION

NORTH FLORIDA PROFESSIONAL SERVICES, INC.
 P.O. BOX 3823
 LAKE CITY, FL 32056
 PH. 386-752-4675
 LIC NO. LB8356

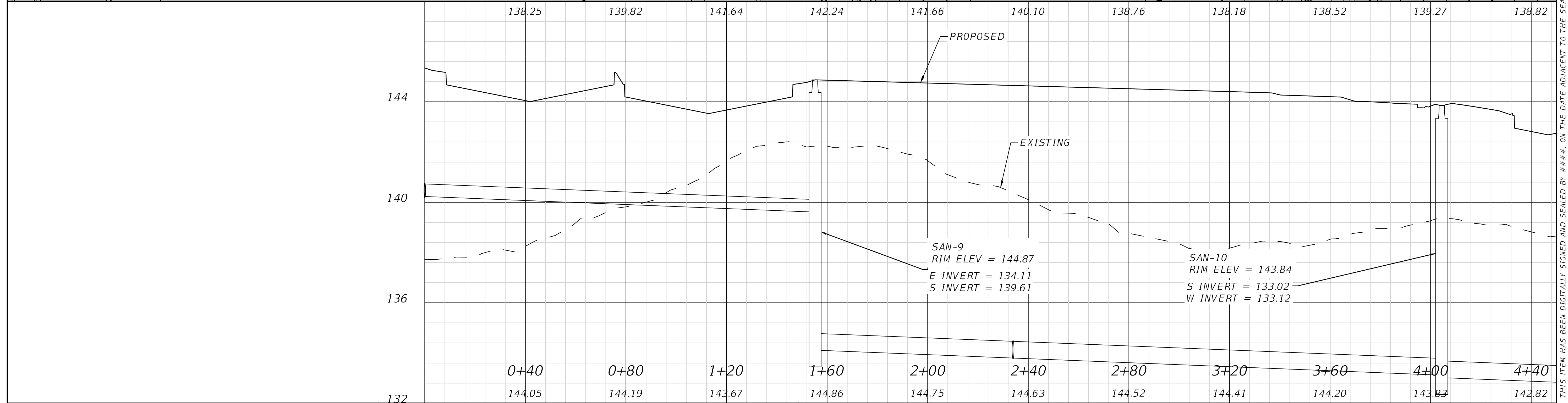
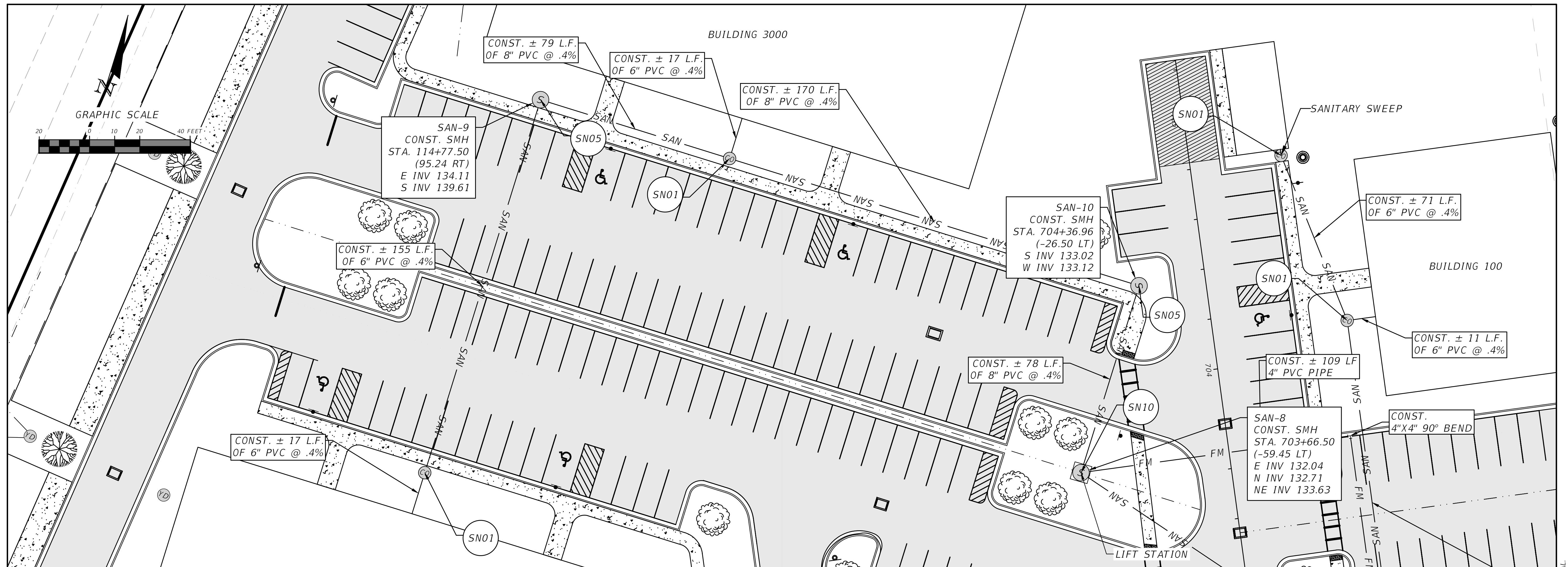
2551 BLAIRSTONE PINES DR.
 TALLAHASSEE, FL 32301
 WWW.NFPS.NET
 CA# 29011

JOB NUMBER:
 L211005TRI
 EOR:
 GREGORY G. BAILEY
 P.E. NO.:
 43858

SEWER PLAN AND PROFILE C
LEGENDS AT LAKE CITY
COLUMBIA COUNTY, FLORIDA

SHEET NO.
C-31

THIS ITEM HAS BEEN DIGITALLY SIGNED AND SEALED BY ###. ON THE DATE ADJACENT TO THE SEAL. PRINTED COPIES OF THIS DOCUMENT ARE NOT CONSIDERED SIGNED AND SEALED AND THE SIGNATURE MUST BE VERIFIED ON ANY ELECTRONIC COPIES.



REVISIONS	
DATE	DESCRIPTION

NORTH FLORIDA PROFESSIONAL SERVICES, INC.
 P.O. BOX 3823
 LAKE CITY, FL 32056
 PH. 386-752-4675
 LIC NO. LB8356

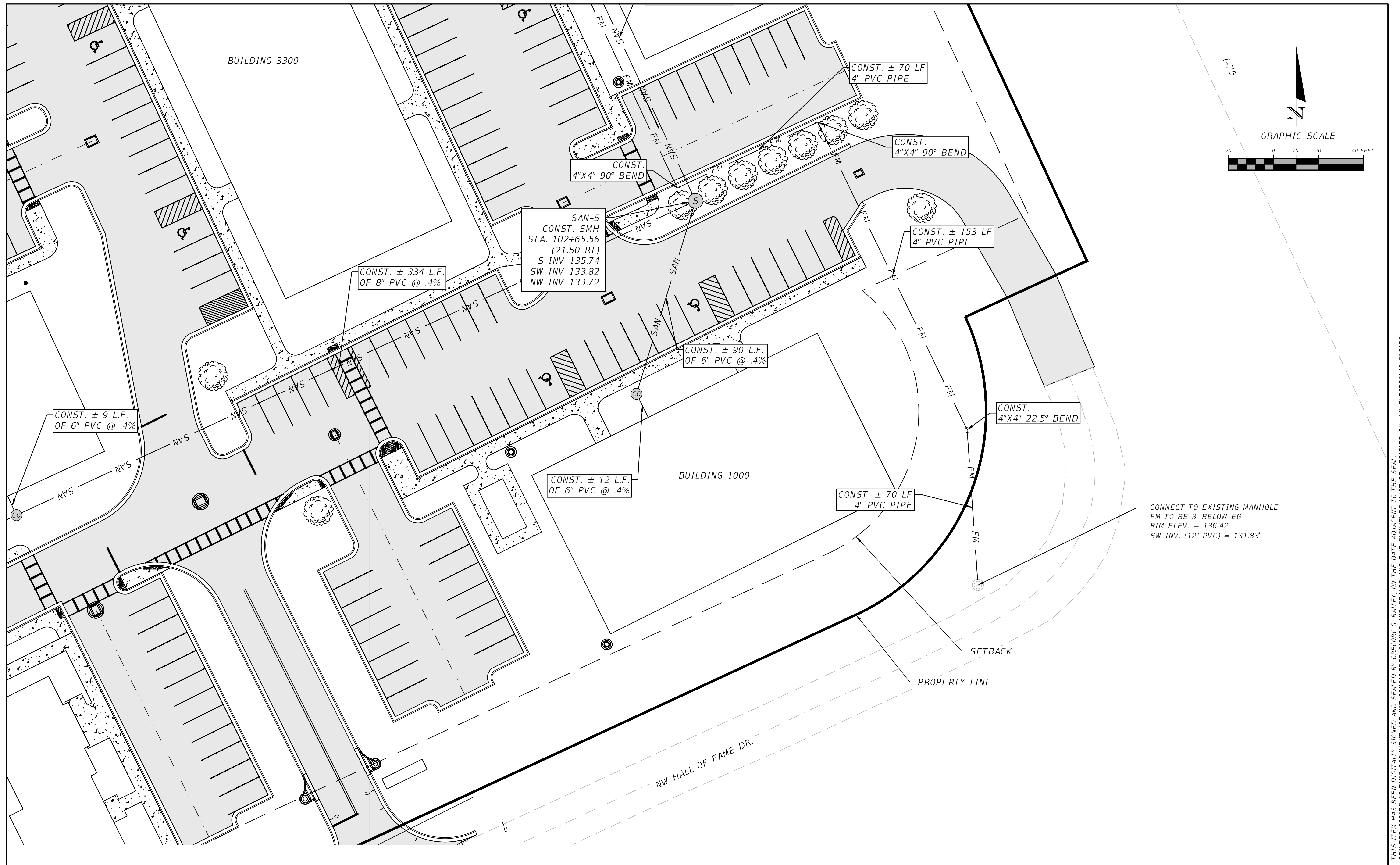
2551 BLAIRSTONE PINES DR.
 TALLAHASSEE, FL 32301
 WWW.NFPS.NET
 CA# 29011

JOB NUMBER:
L211005TRI
 EOR:
GREGORY G. BAILEY
 P.E. NO.:
43858

SEWER PLAN AND PROFILE D
LEGENDS AT LAKE CITY
COLUMBIA COUNTY, FLORIDA

SHEET NO.
C-32

THIS ITEM HAS BEEN DIGITALLY SIGNED AND SEALED BY ##. ON THE DATE ADJACENT TO THE SEAL. PRINTED COPIES OF THIS DOCUMENT ARE NOT CONSIDERED SIGNED AND SEALED AND THE SIGNATURE MUST BE VERIFIED ON ANY ELECTRONIC COPIES.



THIS ITEM HAS BEEN DIGITALLY SIGNED AND SEALED BY GREGORY G. BAILEY, ON THE DATE ADJACENT TO THE SEAL. PRINTED COPIES OF THIS DOCUMENT ARE NOT CONSIDERED SIGNED AND SEALED AND THE SIGNATURE MUST BE VERIFIED ON ANY ELECTRONIC COPIES.

REVISIONS	
DATE	DESCRIPTION

NORTH FLORIDA PROFESSIONAL SERVICES, INC.
 P.O. BOX 3823
 LAKE CITY, FL 32056
 PH. 386-752-4675
 LIC NO. LB8356

2551 BLAIRSTONE PINES DR.
 TALLAHASSEE, FL 32301
 WWW.NFPS.NET
 CA# 29011

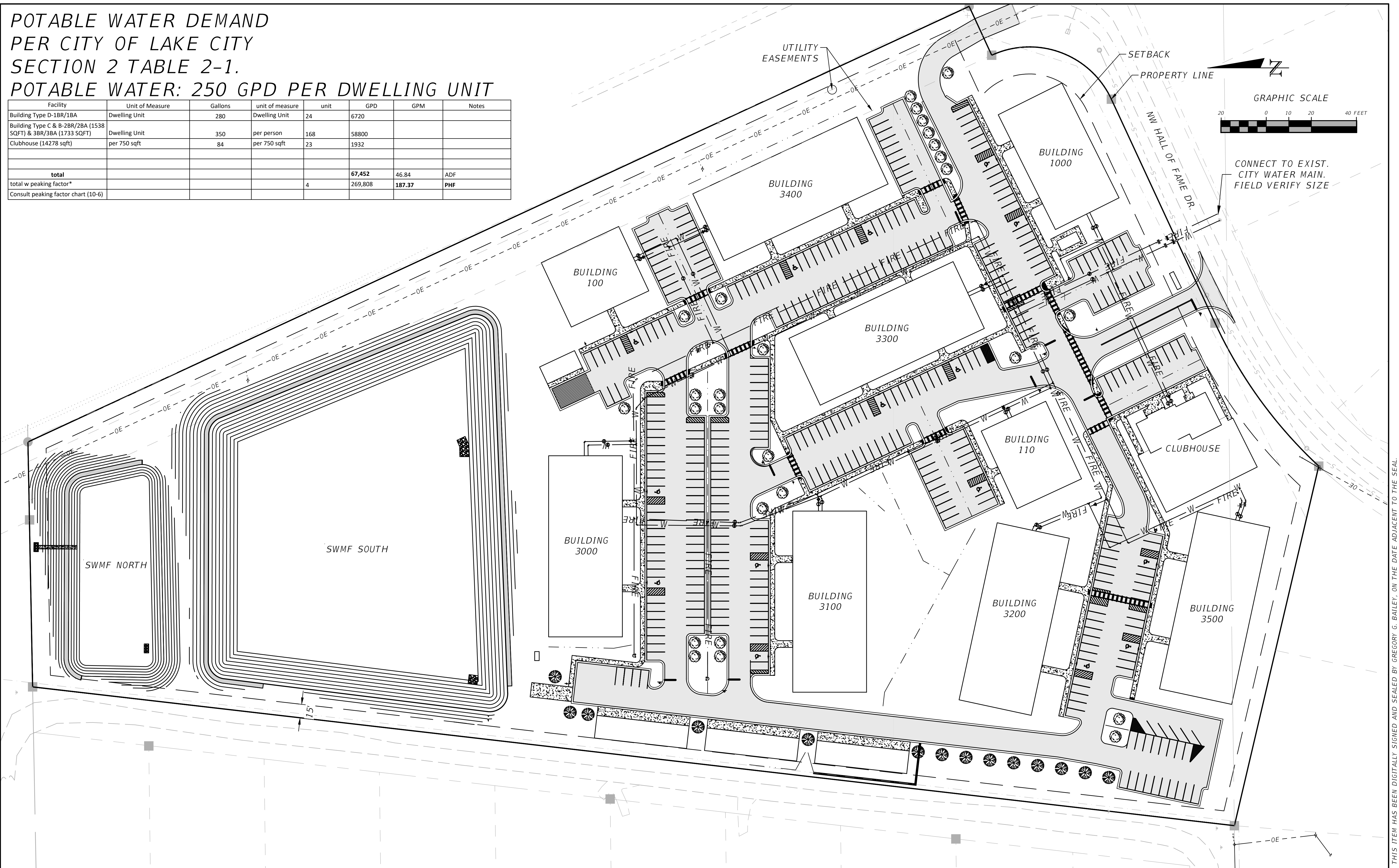
JOB NUMBER:
L211005TRI
 EOR:
GREGORY G. BAILEY
 P.E. NO.:
43858

SEWER CONNECTION PLAN
LEGENDS AT LAKE CITY
COLUMBIA COUNTY, FLORIDA

SHEET NO.
C-33

POTABLE WATER DEMAND
 PER CITY OF LAKE CITY
 SECTION 2 TABLE 2-1.
 POTABLE WATER: 250 GPD PER DWELLING UNIT

Facility	Unit of Measure	Gallons	unit of measure	unit	GPD	GPM	Notes
Building Type D-1BR/1BA	Dwelling Unit	280	Dwelling Unit	24	6720		
Building Type C & B-2BR/2BA (1538 SQFT) & 3BR/3BA (1733 SQFT)	Dwelling Unit	350	per person	168	58800		
Clubhouse (14278 sqft)	per 750 sqft	84	per 750 sqft	23	1932		
total					67,452	46.84	ADF
total w peaking factor*				4	269,808	187.37	PHF
Consult peaking factor chart (10-6)							



THIS ITEM HAS BEEN DIGITALLY SIGNED AND SEALED BY GREGORY G. BAILEY, ON THE DATE ADJACENT TO THE SEAL. PRINTED COPIES OF THIS DOCUMENT ARE NOT CONSIDERED SIGNED AND SEALED AND THE SIGNATURE MUST BE VERIFIED ON ANY ELECTRONIC COPIES.

REVISIONS	
DATE	DESCRIPTION



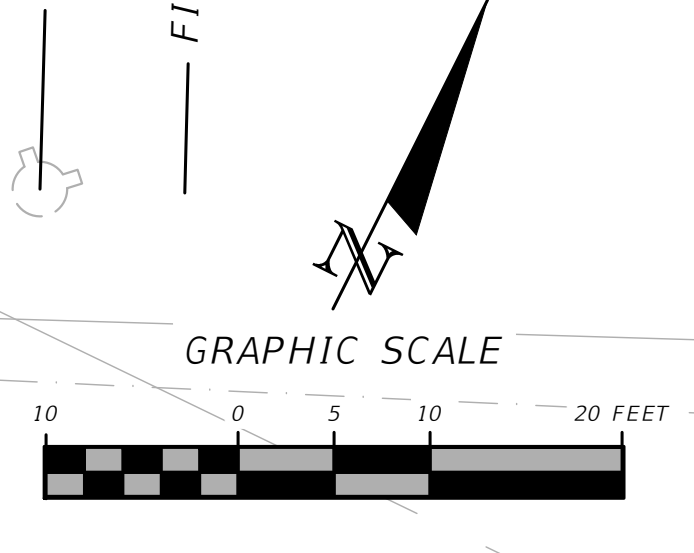
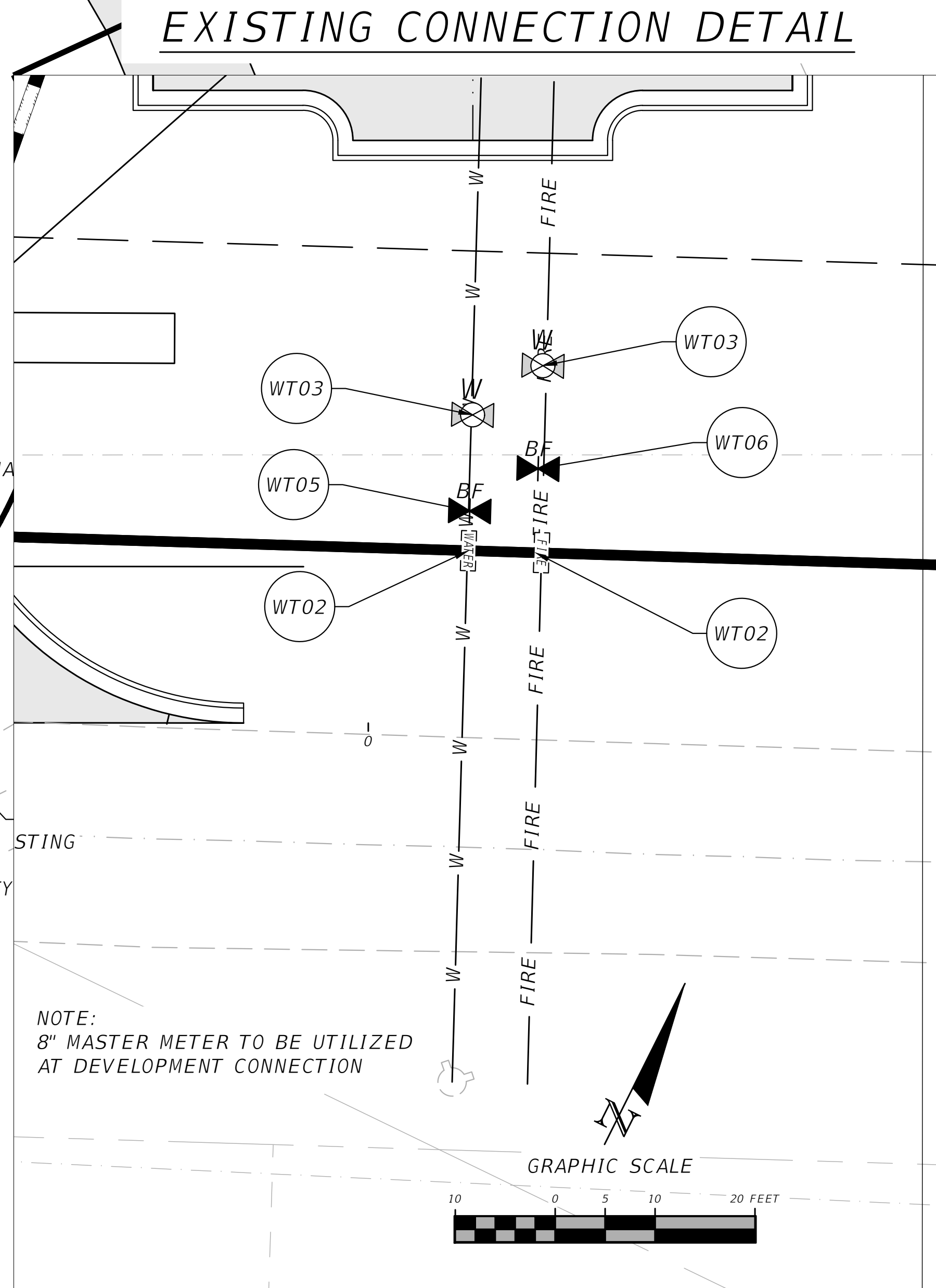
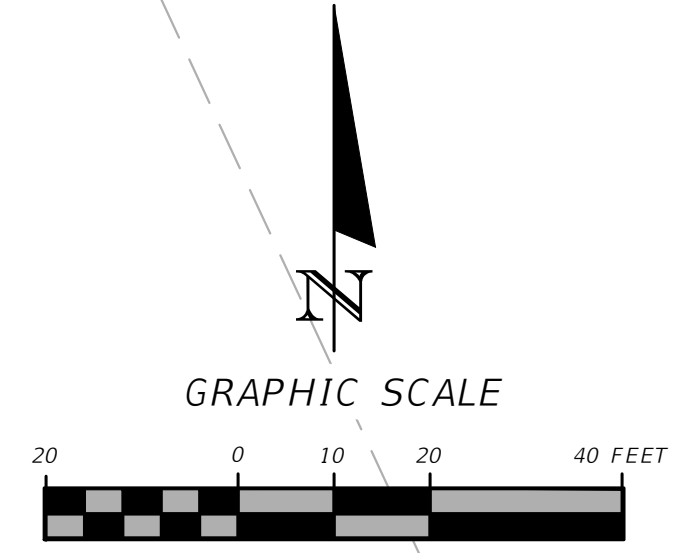
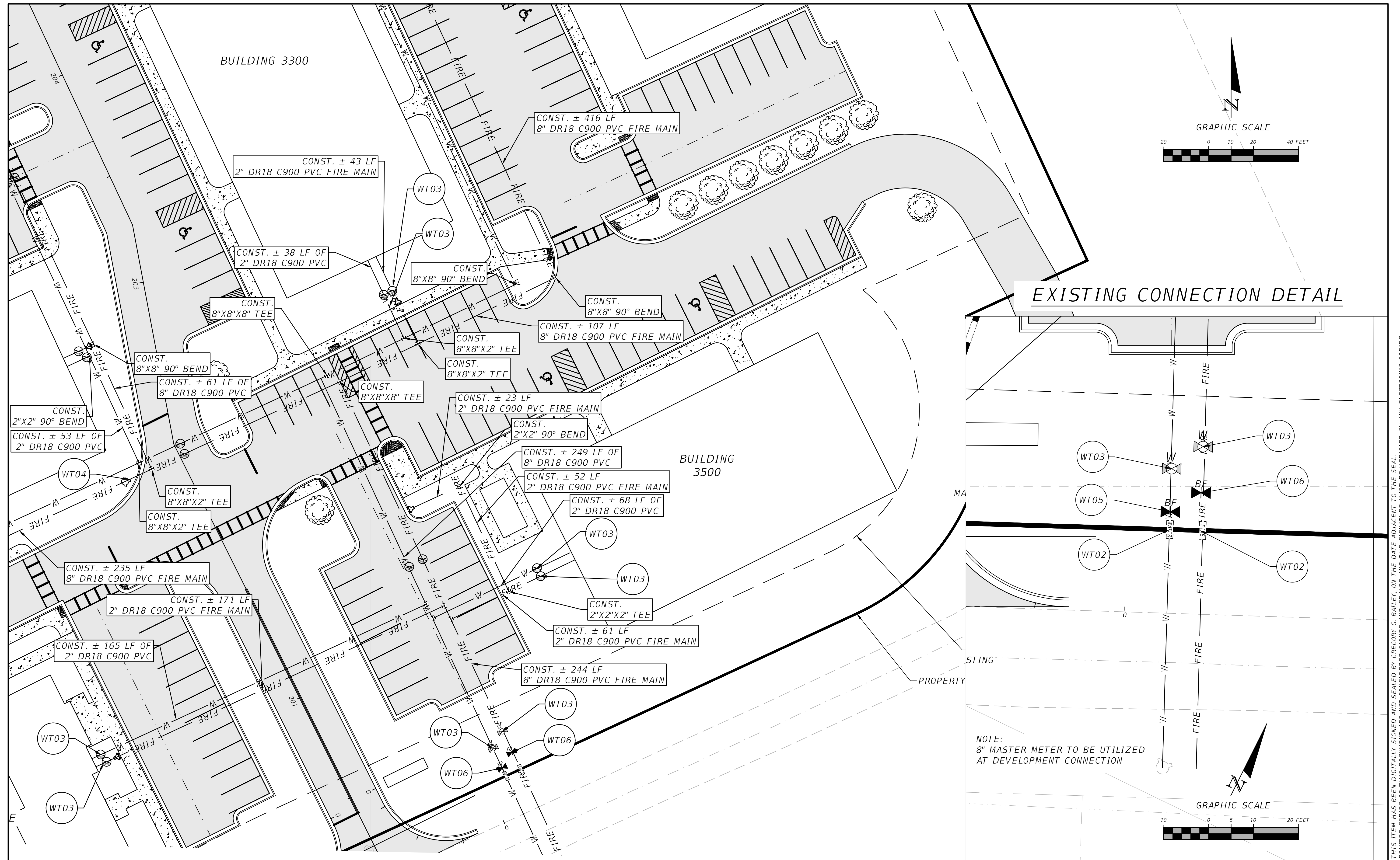
NORTH FLORIDA PROFESSIONAL SERVICES, INC.
 P.O. BOX 3823
 LAKE CITY, FL 32056
 PH. 386-752-4675
 LIC NO. LB8356

2551 BLAIRSTONE PINES DR.
 TALLAHASSEE, FL 32301
 WWW.NFPS.NET
 CA# 29011


JOB NUMBER:
 L211005TRI
 EOR:
 GREGORY G. BAILEY
 P.E. NO.:
 43858

OVERALL WATER PLAN
LEGENDS AT LAKE CITY
COLUMBIA COUNTY, FLORIDA

SHEET NO.
C-34



REVISIONS	
DATE	DESCRIPTION


NORTH FLORIDA PROFESSIONAL SERVICES, INC.
 P.O. BOX 3823
 LAKE CITY, FL 32056
 PH. 386-752-4675
 LIC NO. LB8356

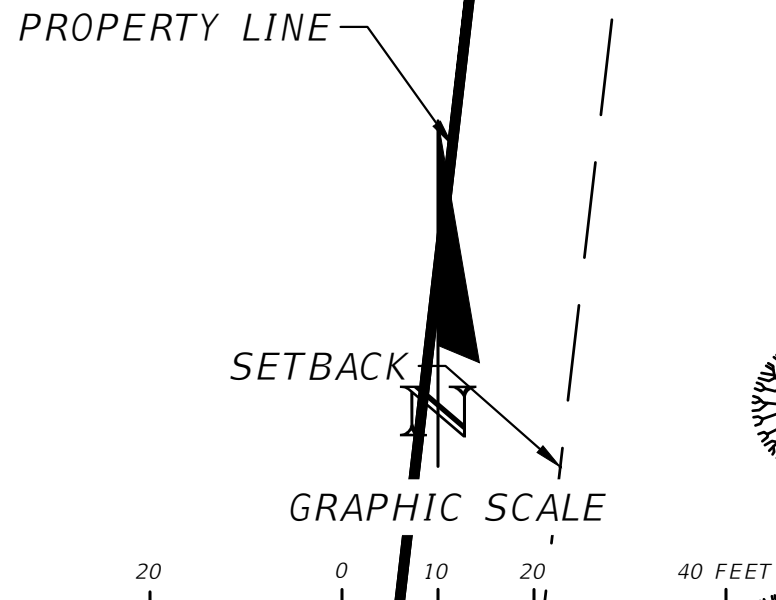
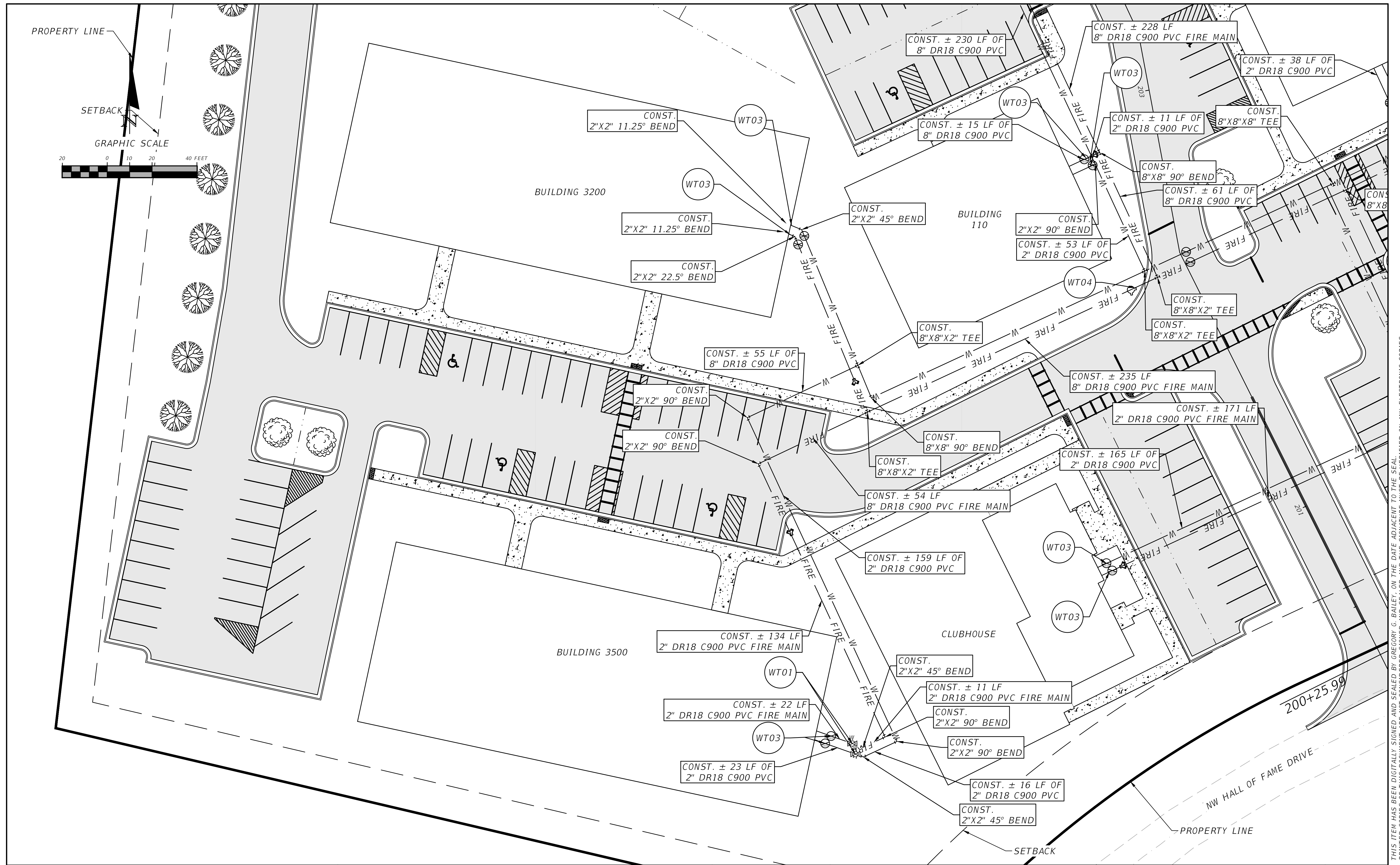
2551 BLAIRSTONE PINES DR.
 TALLAHASSEE, FL 32301
 WWW.NFPS.NET
 CA# 29011

JOB NUMBER:
 L211005TRI
 EOR:
 GREGORY G. BAILEY
 P.E. NO.:
 43858

WATER PLAN A
LEGENDS AT LAKE CITY
COLUMBIA COUNTY, FLORIDA

SHEET NO.
C-35

THIS ITEM HAS BEEN DIGITALLY SIGNED AND SEALED BY GREGORY G. BAILEY, ON THE DATE ADJACENT TO THE SEAL. PRINTED COPIES OF THIS DOCUMENT ARE NOT CONSIDERED SIGNED AND SEALED AND THE SIGNATURE MUST BE VERIFIED ON ANY ELECTRONIC COPIES.



REVISIONS	
DATE	DESCRIPTION



NORTH FLORIDA PROFESSIONAL SERVICES, INC.
 P.O. BOX 3823
 LAKE CITY, FL 32056
 PH. 386-752-4675
 LIC NO. LB8356

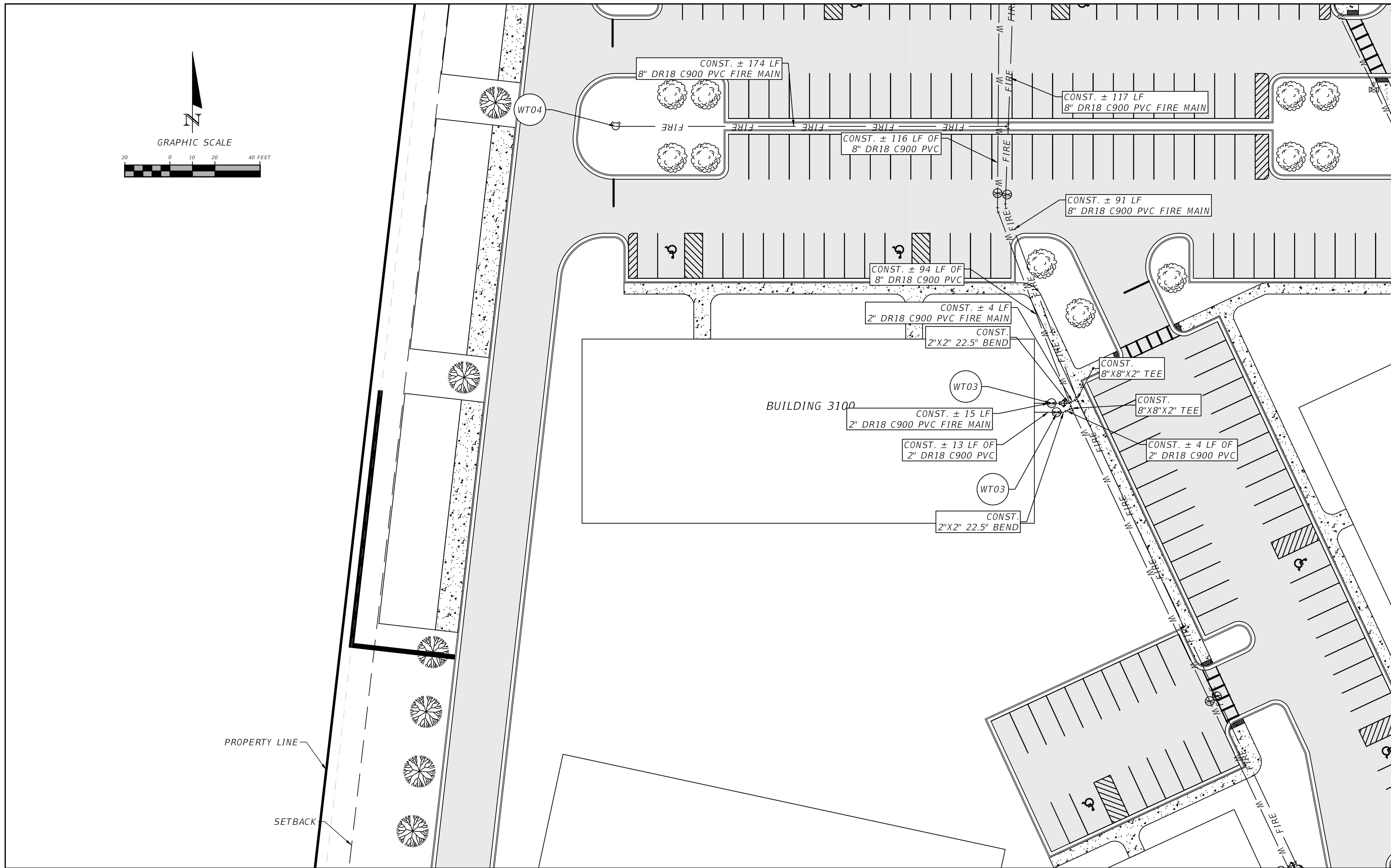
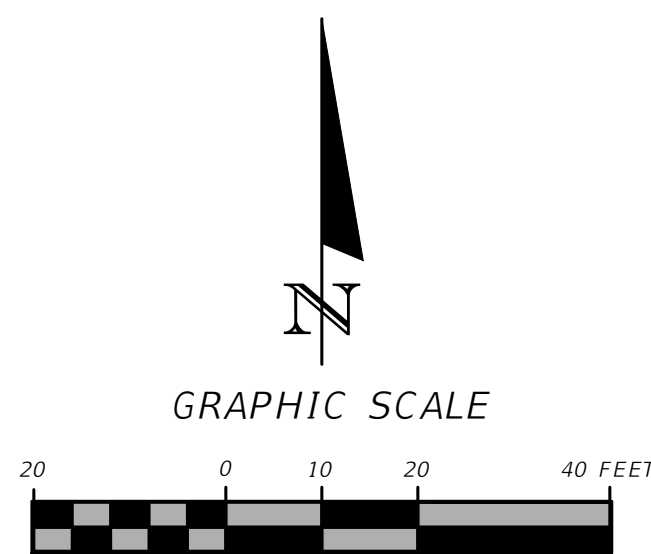
2551 BLAIRSTONE PINES DR.
 TALLAHASSEE, FL 32301
 WWW.NFPS.NET
 CA# 29011

JOB NUMBER:
 L211005TRI
EOR:
 GREGORY G. BAILEY
P.E. NO.:
 43858

WATER PLAN B
LEGENDS AT LAKE CITY
COLUMBIA COUNTY, FLORIDA

SHEET NO.
C-36

THIS ITEM HAS BEEN DIGITALLY SIGNED AND SEALED BY GREGORY G. BAILEY, ON THE DATE ADJACENT TO THE SEAL. PRINTED COPIES OF THIS DOCUMENT ARE NOT CONSIDERED SIGNED AND SEALED AND THE SIGNATURE MUST BE VERIFIED ON ANY ELECTRONIC COPIES.



PROPERTY LINE
SETBACK

REVISIONS	
DATE	DESCRIPTION



NORTH FLORIDA PROFESSIONAL SERVICES, INC.
 P.O. BOX 3823
 LAKE CITY, FL 32056
 PH. 386-752-4675
 LIC NO. LB8356

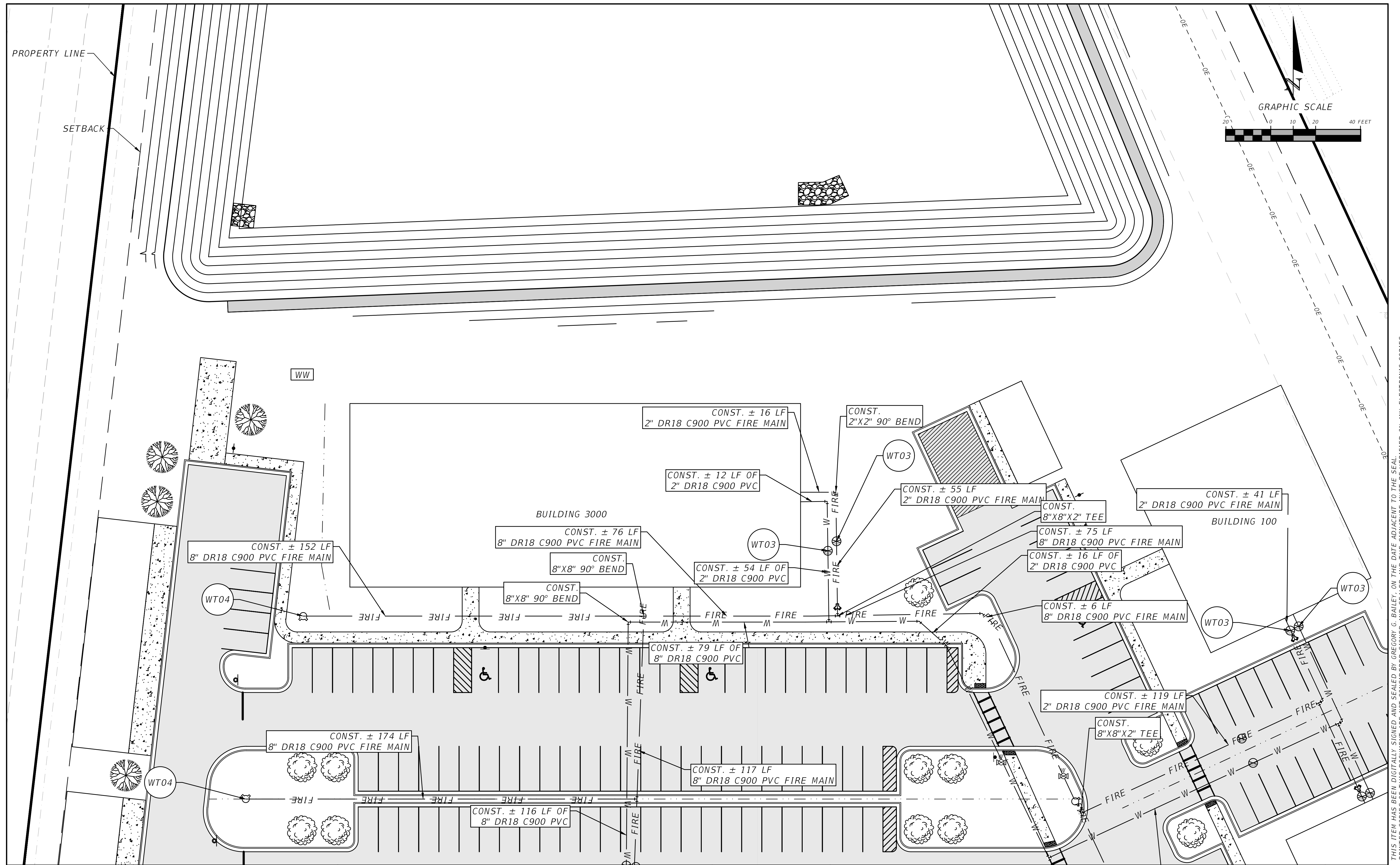
2551 BLAIRSTONE PINES DR.
 TALLAHASSEE, FL 32301
 WWW.NFPS.NET
 CA# 29011

JOB NUMBER:
L211005TRI
 EOR:
GREGORY G. BAILEY
 P.E. NO.:
43858

WATER PLAN C
LEGENDS AT LAKE CITY
COLUMBIA COUNTY, FLORIDA

SHEET NO.
C-37

THIS ITEM HAS BEEN DIGITALLY SIGNED AND SEALED BY GREGORY G. BAILEY, ON THE DATE ADJACENT TO THE SEAL. PRINTED COPIES OF THIS DOCUMENT ARE NOT CONSIDERED SIGNED AND SEALED AND THE SIGNATURE MUST BE VERIFIED ON ANY ELECTRONIC COPIES.



THIS ITEM HAS BEEN DIGITALLY SIGNED AND SEALED BY GREGORY G. BAILEY, ON THE DATE ADJACENT TO THE SEAL. PRINTED COPIES OF THIS DOCUMENT ARE NOT CONSIDERED SIGNED AND SEALED AND THE SIGNATURE MUST BE VERIFIED ON ANY ELECTRONIC COPIES.

REVISIONS	
DATE	DESCRIPTION



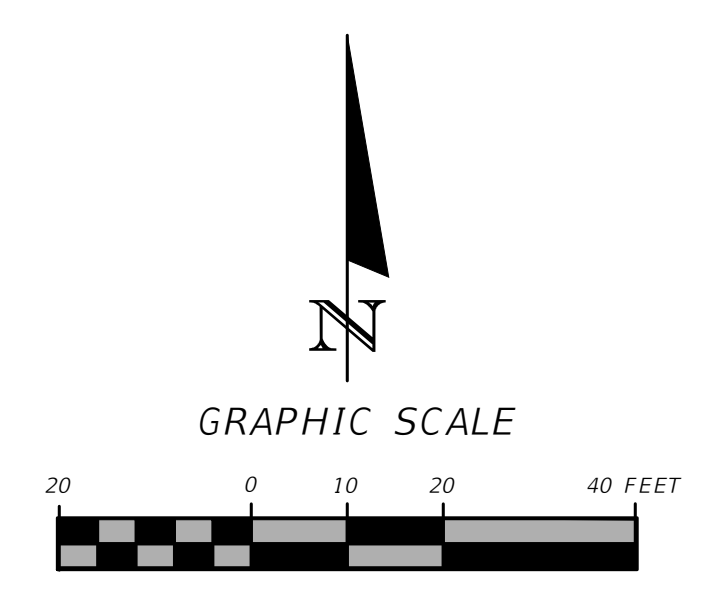
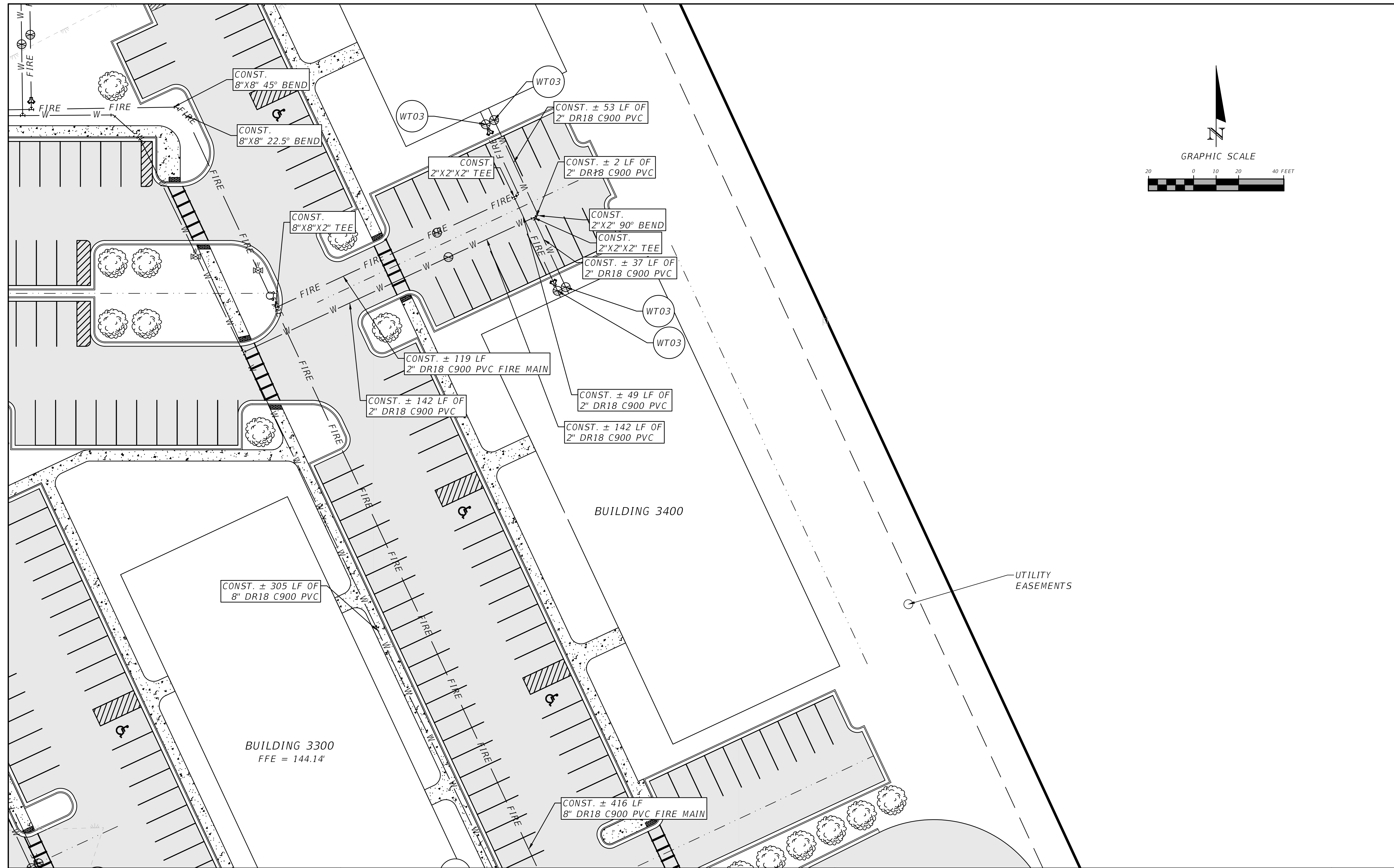
NORTH FLORIDA PROFESSIONAL SERVICES, INC.
 P.O. BOX 3823
 LAKE CITY, FL 32056
 PH. 386-752-4675
 LIC NO. LB8356

2551 BLAIRSTONE PINES DR.
 TALLAHASSEE, FL 32301
 WWW.NFPS.NET
 CA# 29011

JOB NUMBER:
L211005TRI
EOR:
GREGORY G. BAILEY
P.E. NO.:
43858

WATER PLAN D
LEGENDS AT LAKE CITY
COLUMBIA COUNTY, FLORIDA

SHEET NO.
C-38



THIS ITEM HAS BEEN DIGITALLY SIGNED AND SEALED BY GREGORY G. BAILEY, ON THE DATE ADJACENT TO THE SEAL. PRINTED COPIES OF THIS DOCUMENT ARE NOT CONSIDERED SIGNED AND SEALED AND THE SIGNATURE MUST BE VERIFIED ON ANY ELECTRONIC COPIES.

REVISIONS	
DATE	DESCRIPTION

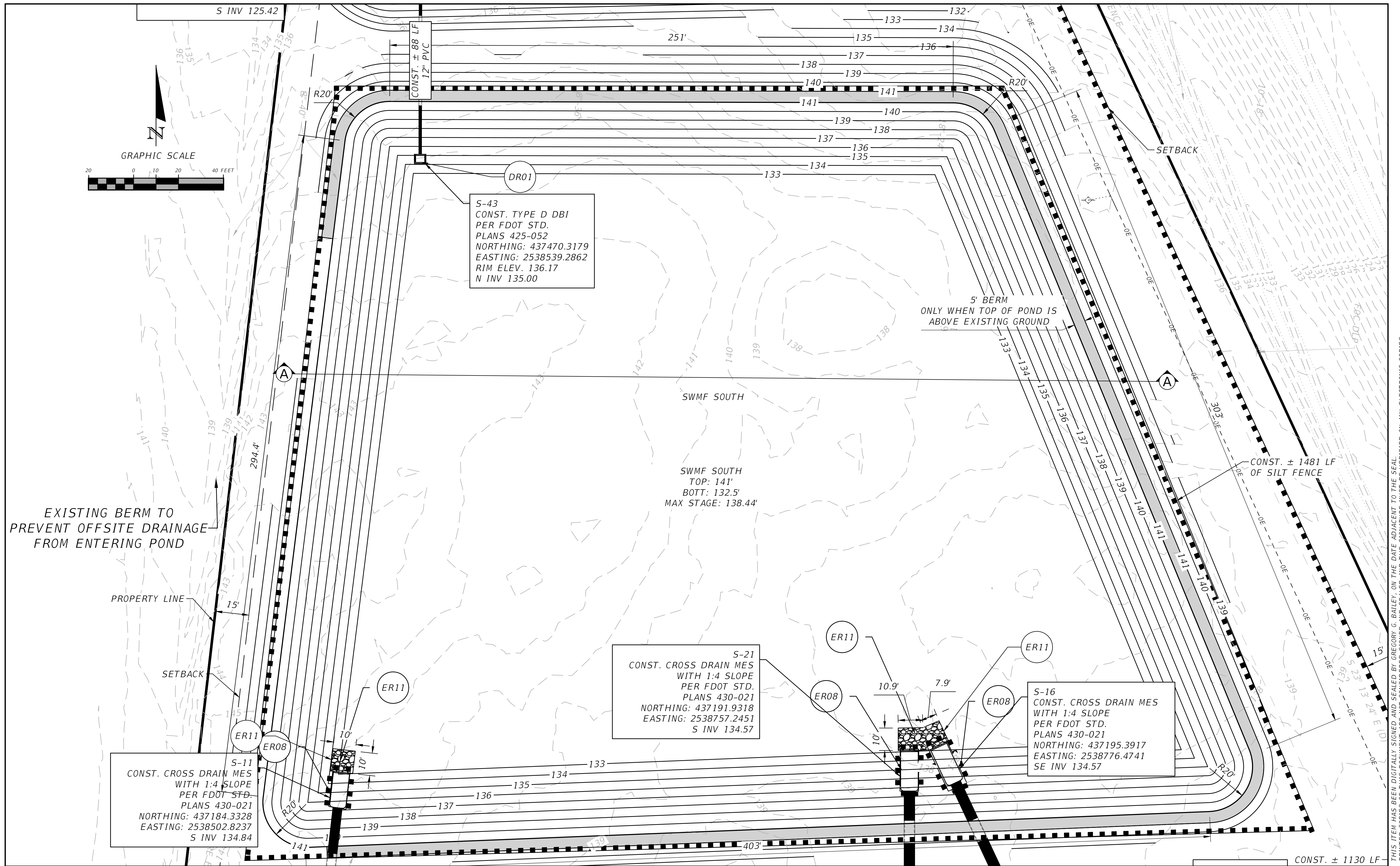
NORTH FLORIDA PROFESSIONAL SERVICES, INC.
 P.O. BOX 3823
 LAKE CITY, FL 32056
 PH. 386-752-4675
 LIC NO. LB8356

2551 BLAIRSTONE PINES DR.
 TALLAHASSEE, FL 32301
 WWW.NFPS.NET
 CA# 29011

JOB NUMBER:
L211005TRI
 EOR:
GREGORY G. BAILEY
 P.E. NO.:
43858

WATER PLAN E
LEGENDS AT LAKE CITY
COLUMBIA COUNTY, FLORIDA

SHEET NO.
C-39



THIS ITEM HAS BEEN DIGITALLY SIGNED AND SEALED BY GREGORY G. BAILEY, ON THE DATE ADJACENT TO THE SEAL. PRINTED COPIES OF THIS DOCUMENT ARE NOT CONSIDERED SIGNED AND SEALED AND THE SIGNATURE MUST BE VERIFIED ON ANY ELECTRONIC COPIES.

DATE	DESCRIPTION

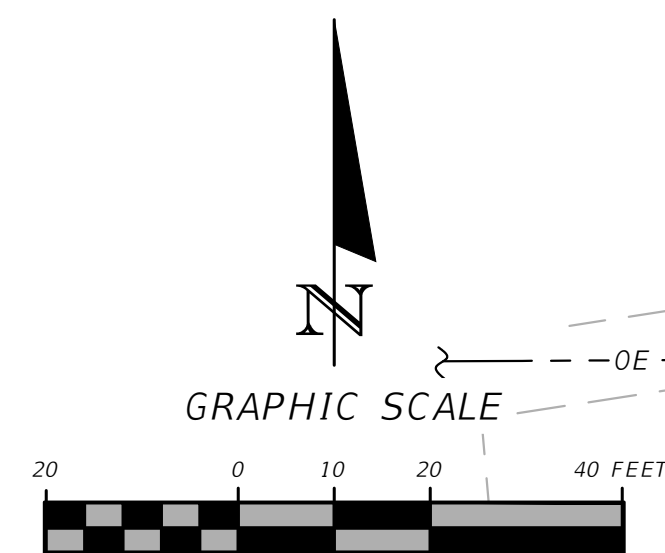
NORTH FLORIDA PROFESSIONAL SERVICES, INC.
 P.O. BOX 3823
 LAKE CITY, FL 32056
 PH. 386-752-4675
 LIC NO. LB8356

2551 BLAIRSTONE PINES DR.
 TALLAHASSEE, FL 32301
 WWW.NFPS.NET
 CA# 29011

JOB NUMBER:
L211005TRI
EOR:
GREGORY G. BAILEY
P.E. NO.:
43858

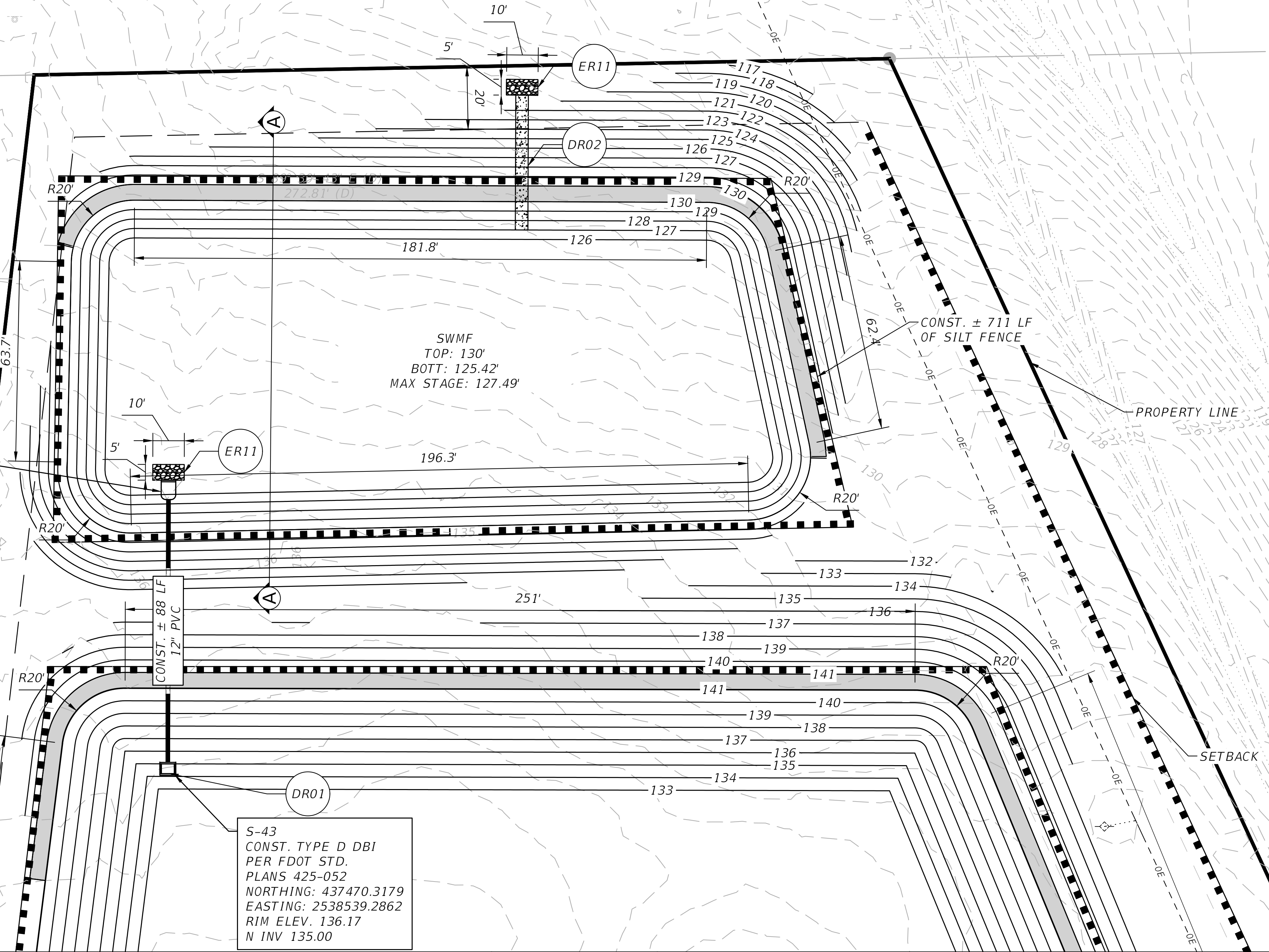
SWMF SOUTH
LEGENDS AT LAKE CITY
COLUMBIA COUNTY, FLORIDA

SHEET NO.
C-40



S-44
CONST. CROSS DRAIN MES
WITH 1:4 SLOPE
PER FDOT STD.
PLANS 430-021
NORTHING: 437558.0426
EASTING: 2538539.4916
S INV 125.42

S-43
CONST. TYPE D DBI
PER FDOT STD.
PLANS 425-052
NORTHING: 437470.3179
EASTING: 2538539.2862
RIM ELEV. 136.17
N INV 135.00



REVISIONS	
DATE	DESCRIPTION

NORTH FLORIDA PROFESSIONAL SERVICES, INC.
 P.O. BOX 3823
 LAKE CITY, FL 32056
 PH. 386-752-4675
 LIC NO. LB8356

2551 BLAIRSTONE PINES DR.
 TALLAHASSEE, FL 32301
 WWW.NFPS.NET
 CA# 29011

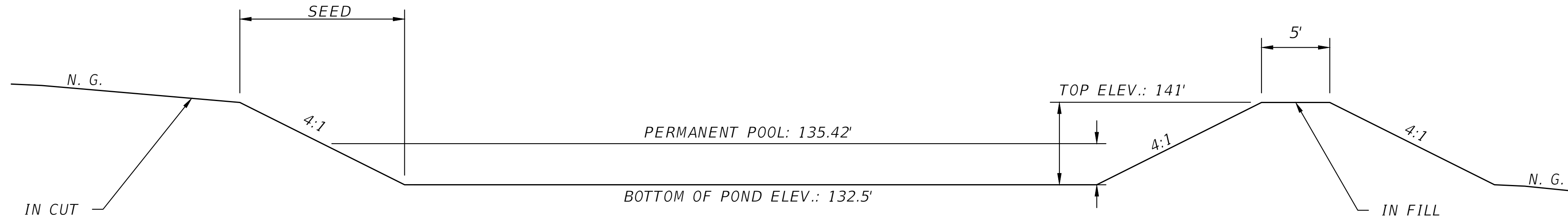
JOB NUMBER:
L211005TRI
 EOR:
GREGORY G. BAILEY
 P.E. NO.:
43858

SWMF NORTH
LEGENDS AT LAKE CITY
COLUMBIA COUNTY, FLORIDA

SHEET NO.
C-41

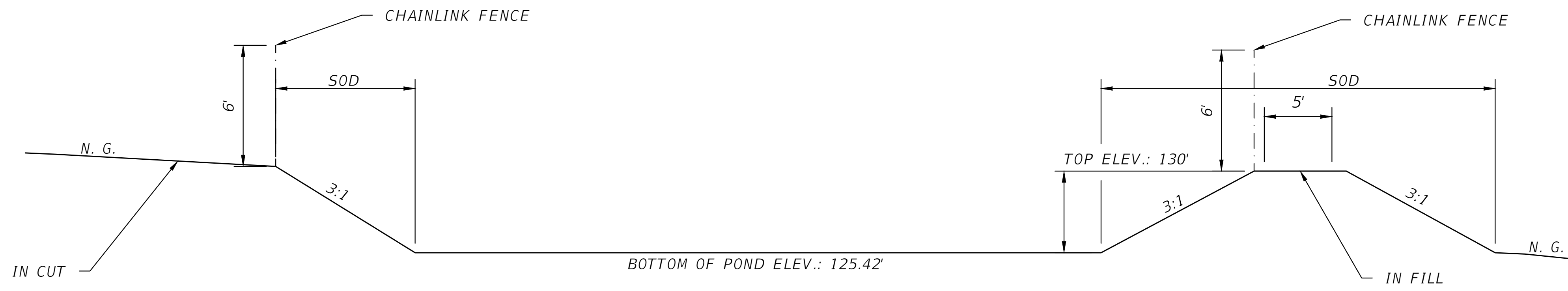
THIS ITEM HAS BEEN DIGITALLY SIGNED AND SEALED BY GREGORY G. BAILEY, ON THE DATE ADJACENT TO THE SEAL. PRINTED COPIES OF THIS DOCUMENT ARE NOT CONSIDERED SIGNED AND SEALED AND THE SIGNATURE MUST BE VERIFIED ON ANY ELECTRONIC COPIES.

CRITICAL EVENT: 100 YR - 24 HR
 MAX STAGE: 138.44 ft. NAVD



SECTION A-A SWMF SOUTH DETAIL

CRITICAL EVENT: 100 YR - 24 HR
 MAX STAGE: 127.49 ft. NAVD



SECTION A-A SWMF NORTH DETAIL

REVISIONS	
DATE	DESCRIPTION



NORTH FLORIDA PROFESSIONAL SERVICES, INC.
 P.O. BOX 3823
 LAKE CITY, FL 32056
 PH. 386-752-4675
 LIC NO. LB8356

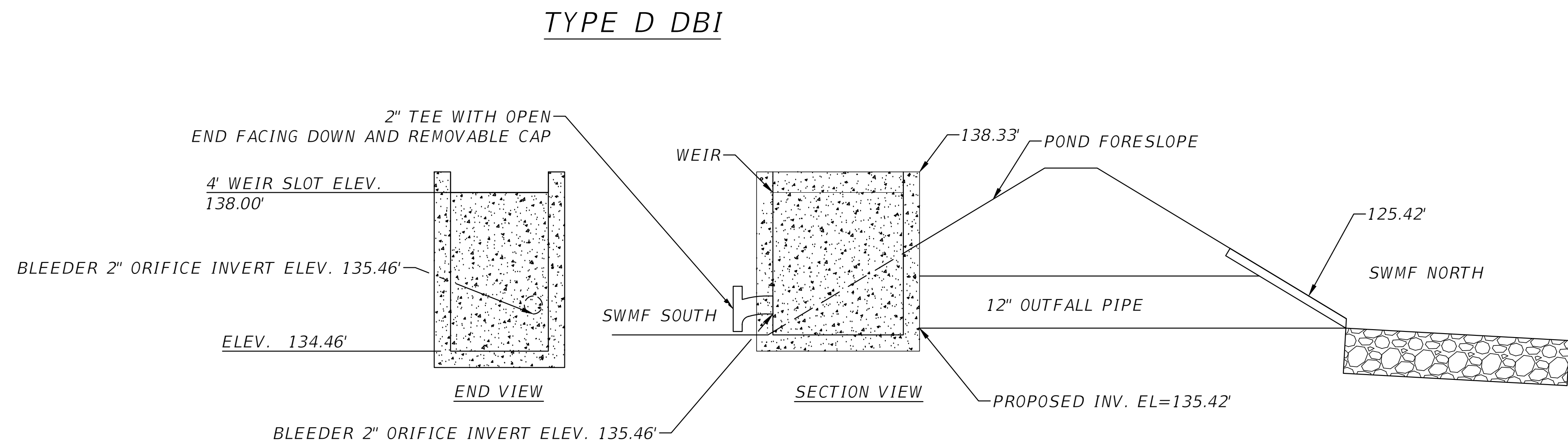
2551 BLAIRSTONE PINES DR.
 TALLAHASSEE, FL 32301
 WWW.NFPS.NET
 CA# 29011

JOB NUMBER:
 L211005TRI
 EOR:
 GREGORY G. BAILEY
 P.E. NO.:
 43858

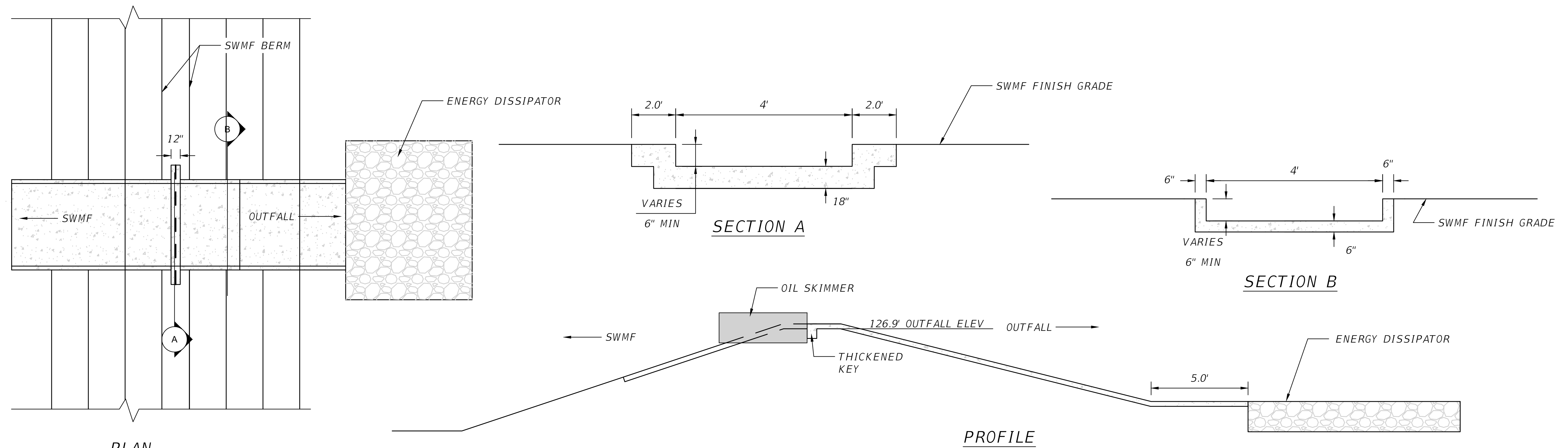
SWMF DETAILS
LEGENDS AT LAKE CITY
COLUMBIA COUNTY, FLORIDA

SHEET NO.
C-42

THIS ITEM HAS BEEN DIGITALLY SIGNED AND SEALED BY GREGORY G. BAILEY, ON THE DATE ADJACENT TO THE SEAL. PRINTED COPIES OF THIS DOCUMENT ARE NOT CONSIDERED SIGNED AND SEALED AND THE SIGNATURE MUST BE VERIFIED ON ANY ELECTRONIC COPIES.



DR01 SWMF SOUTH CONTROL STRUCTURE DETAIL
SCALE: N.T.S.



DR02 SWMF NORTH CONTROL STRUCTURE DETAIL
SCALE: N.T.S.

REVISIONS	
DATE	DESCRIPTION



NORTH FLORIDA PROFESSIONAL SERVICES, INC.
 P.O. BOX 3823
 LAKE CITY, FL 32056
 PH. 386-752-4675
 LIC NO. LB8356

2551 BLAIRSTONE PINES DR.
 TALLAHASSEE, FL 32301
 WWW.NFPS.NET
 CA# 29011

JOB NUMBER:
L211005TRI
 EOR:
GREGORY G. BAILEY
 P.E. NO.:
43858

OUTFALL STRUCTURES
LEGENDS AT LAKE CITY
COLUMBIA COUNTY, FLORIDA


SHEET NO.
C-43

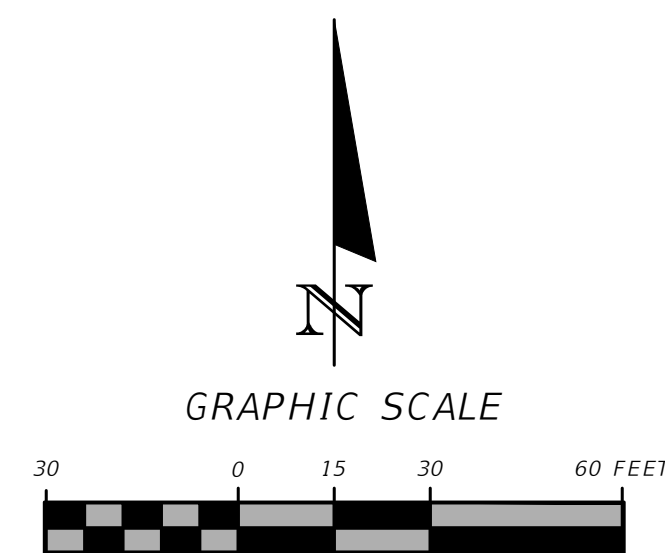
THIS ITEM HAS BEEN DIGITALLY SIGNED AND SEALED BY GREGORY G. BAILEY, ON THE DATE ADJACENT TO THE SEAL. PRINTED COPIES OF THIS DOCUMENT ARE NOT CONSIDERED SIGNED AND SEALED AND THE SIGNATURE MUST BE VERIFIED ON ANY ELECTRONIC COPIES.

EROSION CONTROL NOTES

1. THIS EROSION AND SEDIMENTATION CONTROL PLAN COMPLIES WITH THE REQUIREMENTS OF THE "FLORIDA DEVELOPMENT MANUAL" AND THE "FLORIDA EROSION AND SEDIMENT CONTROL INSPECTOR'S MANUAL".
2. THE CONTRACTOR SHALL ADHERE TO THE CITY OF LAKE CITY, SRWMD, AND OTHER GOVERNING AUTHORITIES FOR EROSION AND SEDIMENT CONTROL REGULATIONS. IF THE CONTRACTOR NEEDS TO CHANGE THIS PLAN TO MORE EFFECTIVELY CONTROL EROSION AND SEDIMENTATION, THE CONTRACTOR SHALL USE BMP'S FROM THE "FLORIDA EROSION AND SEDIMENT CONTROL INSPECTOR'S MANUAL".
3. THE CONTRACTOR SHALL ADJUST AND REVISE THIS PLAN TO MEET ACTUAL FIELD CONDITIONS. ANY REVISIONS SHALL BE APPROVED BY THE REVIEWING AGENCIES.
4. SEDIMENT AND EROSION CONTROL FACILITIES, STORM DRAINAGE FACILITIES AND DETENTION BASINS SHALL BE INSTALLED PRIOR TO ANY OTHER CONSTRUCTION.
5. EROSION CONTROL MEASURES SHALL BE INSPECTED WEEKLY AND AFTER EACH RAINFALL OF 0.5 INCHES OR GREATER, AND REPAIRED OR REPLACED AS NECESSARY.
6. SEDIMENT AND EROSION CONTROL MEASURES SHALL NOT BE REMOVED UNTIL ALL CONSTRUCTION IS COMPLETE AND UNTIL A PERMANENT GROUND COVER HAS BEEN ESTABLISHED.
7. ALL OPEN DRAINAGE SWALES SHALL BE GRASSED AND RIPRAP SHALL BE PLACED AS REQUIRED TO CONTROL EROSION.
8. SILT FENCES SHALL BE LOCATED ON SITE TO PREVENT SEDIMENT AND EROSION FROM LEAVING PROJECT LIMITS.
9. CONTRACTOR SHALL PLACE A DOUBLE ROW OF SILT FENCE IN AREAS WHERE RUNOFF FROM DISTURBED AREAS MAY ENTER WETLANDS.
10. DURING CONSTRUCTION AND AFTER CONSTRUCTION IS COMPLETE, ALL STRUCTURES SHALL BE CLEANED OF ALL DEBRIS AND EXCESS SEDIMENT.
11. ALL GRADED AREAS SHALL BE STABILIZED IMMEDIATELY WITH A TEMPORARY FAST-GROWING COVER AND/OR MULCH.
12. A PAD OF RUBBLE RIP RAP SHALL BE PLACED AT THE BOTTOM OF ALL COLLECTION FLUMES AND COLLECTION PIPE OUTLETS. GRANITE OR LIMESTONE RIPRAP IS REQUIRED, NO BROKEN CONCRETE WILL BE ACCEPTED.
13. ALL SIDE SLOPES STEEPER THAN 3:1 SHALL BE ADEQUATELY PROTECTED FROM EROSION THROUGH THE USE OF SYNTHETIC BALES OR SODDING.
14. ALL STABILIZATION PRACTICES SHALL BE INITIATED AS SOON AS PRACTICABLE IN AREAS OF THE JOB WHERE CONSTRUCTION ACTIVITIES HAVE TEMPORARILY OR PERMANENTLY STOPPED, BUT IN NO CASE SHALL THE DISTURBED AREA BE LEFT UNPROTECTED FOR MORE THAN SEVEN DAYS.
15. ALL WASTE GENERATED ON THE PROJECT SHALL BE DISPOSED OF BY THE CONTRACTOR IN AREAS PROVIDED BY CONTRACTOR.
16. LOADED HAUL TRUCKS SHALL BE COVERED WITH TARPS.
17. EXCESS DIRT SHALL BE REMOVED DAILY.
18. THIS PROJECT SHALL COMPLY WITH ALL WATER QUALITY STANDARDS. PERMIT REQUIRED FROM SRWMD HAS BEEN OBTAINED.
19. QUALIFIED PERSONNEL SHALL INSPECT THE AREA USED FOR STORAGE OF STOCKPILES, THE SILT FENCE AND STRAW BALES, THE LOCATION WHERE VEHICLES ENTER OR EXIT THE SITE, AND THE DISTURBED AREAS THAT HAVE NOT BEEN FINALLY STABILIZED, AT LEAST ONCE EVERY SEVEN CALENDAR DAYS AND WITHIN 24 HOURS OF THE END OF A STORM OF 0.5 INCHES OR GREATER.
20. SITES THAT HAVE BEEN FINALLY STABILIZED WITH SOD OR GRASSING SHALL BE INSPECTED AT LEAST ONCE EVERY WEEK.

THIS ITEM HAS BEEN DIGITALLY SIGNED AND SEALED BY GREGORY G. BAILEY, ON THE DATE ADJACENT TO THE SEAL. PRINTED COPIES OF THIS DOCUMENT ARE NOT CONSIDERED SIGNED AND SEALED AND THE SIGNATURE MUST BE VERIFIED ON ANY ELECTRONIC COPIES.

REVISIONS		 NORTH FLORIDA PROFESSIONAL SERVICES, INC. P.O. BOX 3823 LAKE CITY, FL 32056 PH. 386-752-4675 LIC NO. LB8356	2551 BLAIRSTONE PINES DR. TALLAHASSEE, FL 32301 WWW.NFPS.NET CA# 29011	JOB NUMBER: L211005TRI EOR: GREGORY G. BAILEY P.E. NO.: 43858	EROSION NOTES LEGENDS AT LAKE CITY COLUMBIA COUNTY, FLORIDA	SHEET NO.
DATE	DESCRIPTION					C-44



PROPERTY LINE

SETBACK

CONST. ± 1481 LF OF SILT FENCE

ER11

ER11

ER08

ER08

ER08

BUILDING 3000

BUILDING 100

ER08

ER08

ER08

ER08

ER08

ER08

ER08

ER08

REVISIONS

DATE	DESCRIPTION



NORTH FLORIDA PROFESSIONAL SERVICES, INC.
 P.O. BOX 3823
 LAKE CITY, FL 32056
 PH. 386-752-4675
 LIC NO. LB8356

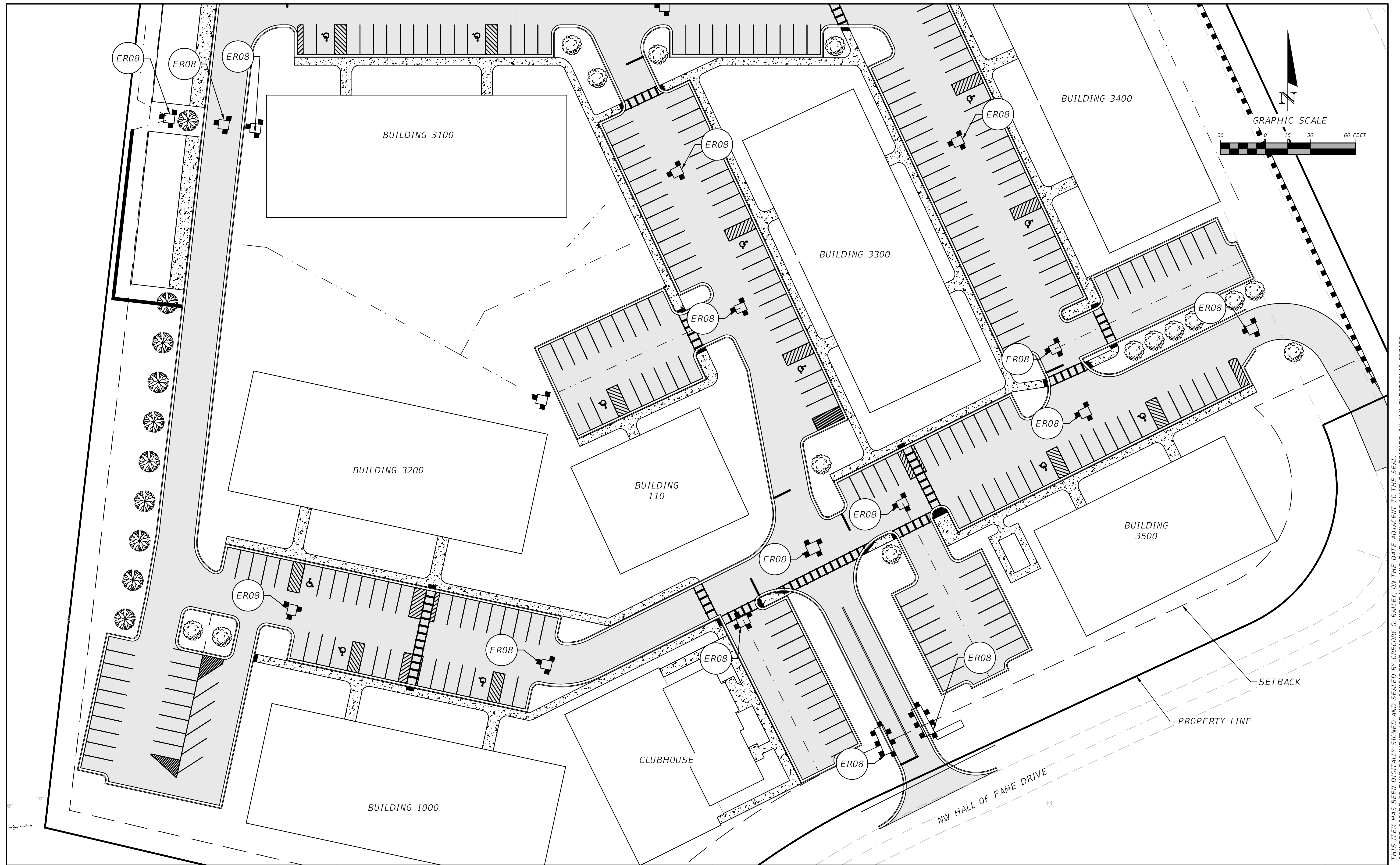
2551 BLAIRSTONE PINES DR.
 TALLAHASSEE, FL 32301
 WWW.NFPS.NET
 CA# 29011

JOB NUMBER:
 L211005TRI
 EOR:
 GREGORY G. BAILEY
 P.E. NO.:
 43858

EROSION CONTROL PLAN NORTH
LEGENDS AT LAKE CITY
COLUMBIA COUNTY, FLORIDA

SHEET NO.
C-45

THIS ITEM HAS BEEN DIGITALLY SIGNED AND SEALED BY GREGORY G. BAILEY, ON THE DATE ADJACENT TO THE SEAL. PRINTED COPIES OF THIS DOCUMENT ARE NOT CONSIDERED SIGNED AND SEALED AND THE SIGNATURE MUST BE VERIFIED ON ANY ELECTRONIC COPIES.



THIS ITEM HAS BEEN DIGITALLY SIGNED AND SEALED BY GREGORY G. BAILEY, ON THE DATE ADJACENT TO THE SEAL. PRINTED COPIES OF THIS DOCUMENT ARE NOT CONSIDERED SIGNED AND SEALED AND THE SIGNATURE MUST BE VERIFIED ON ANY ELECTRONIC COPIES.

REVISIONS	
DATE	DESCRIPTION

NORTH FLORIDA PROFESSIONAL SERVICES, INC.
 P.O. BOX 3823
 LAKE CITY, FL 32056
 PH. 386-752-4675
 LIC NO. LB8356

2551 BLAIRSTONE PINES DR.
 TALLAHASSEE, FL 32301
 WWW.NFPS.NET
 CA# 29011

JOB NUMBER:
 L211005TRI
 EOR:
 GREGORY G. BAILEY
 P.E. NO.:
 43858



EROSION CONTROL PLAN SOUTH
LEGENDS AT LAKE CITY
COLUMBIA COUNTY, FLORIDA

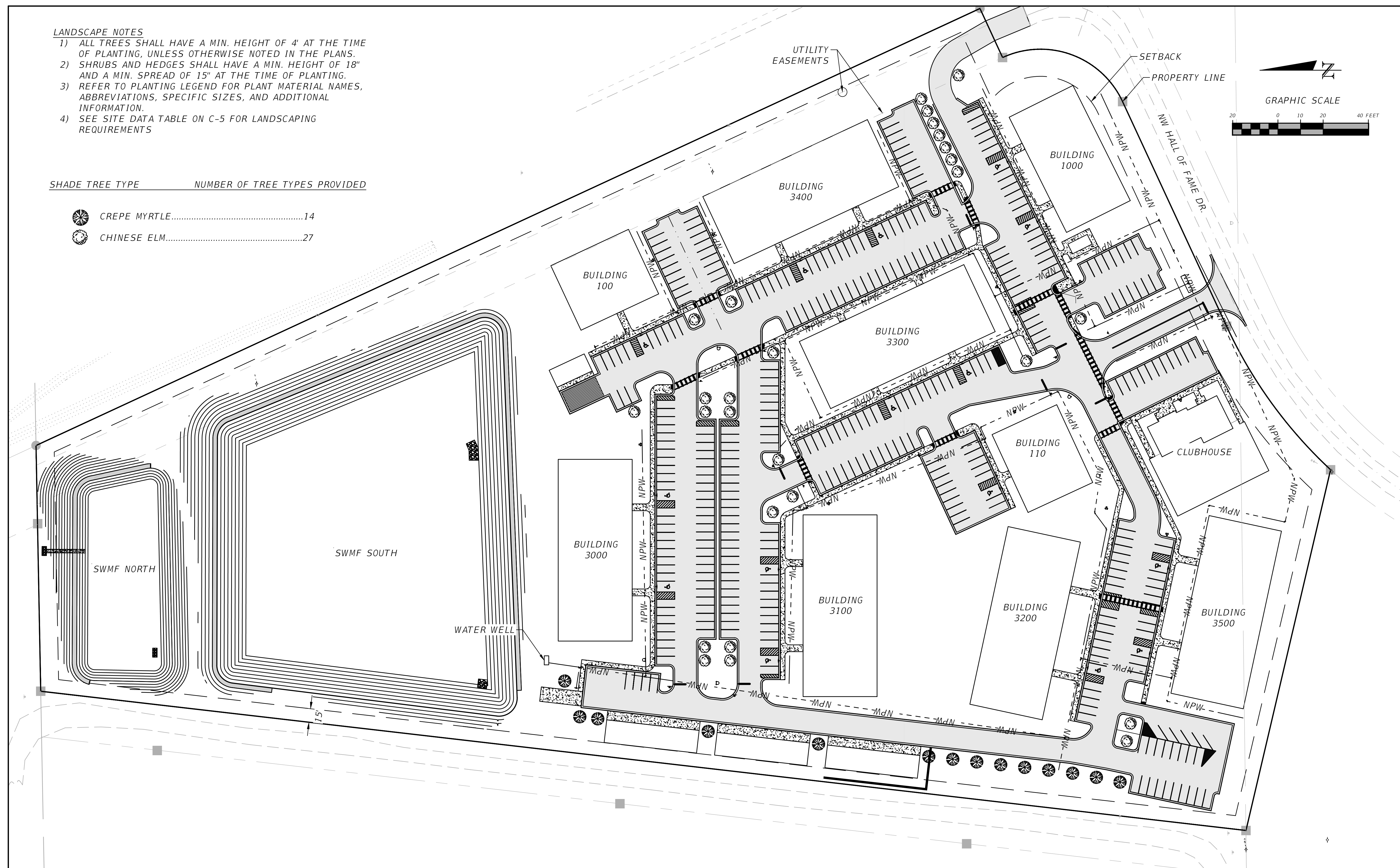
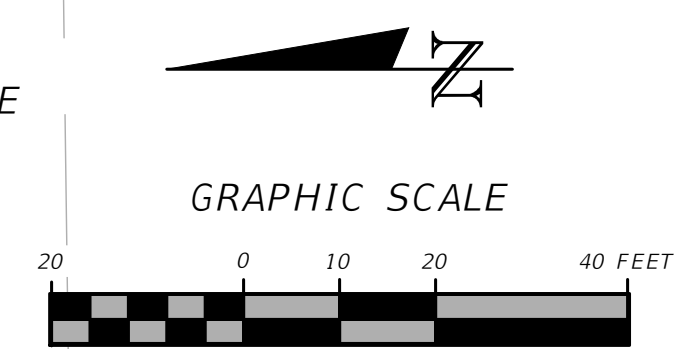
SHEET NO.
C-46

LANDSCAPE NOTES

- 1) ALL TREES SHALL HAVE A MIN. HEIGHT OF 4' AT THE TIME OF PLANTING, UNLESS OTHERWISE NOTED IN THE PLANS.
- 2) SHRUBS AND HEDGES SHALL HAVE A MIN. HEIGHT OF 18" AND A MIN. SPREAD OF 15" AT THE TIME OF PLANTING.
- 3) REFER TO PLANTING LEGEND FOR PLANT MATERIAL NAMES, ABBREVIATIONS, SPECIFIC SIZES, AND ADDITIONAL INFORMATION.
- 4) SEE SITE DATA TABLE ON C-5 FOR LANDSCAPING REQUIREMENTS

SHADE TREE TYPE NUMBER OF TREE TYPES PROVIDED

-  CREPE MYRTLE.....14
-  CHINESE ELM.....27



REVISIONS	
DATE	DESCRIPTION

NORTH FLORIDA PROFESSIONAL SERVICES, INC.
 P.O. BOX 3823
 LAKE CITY, FL 32056
 PH. 386-752-4675
 LIC NO. LB8356

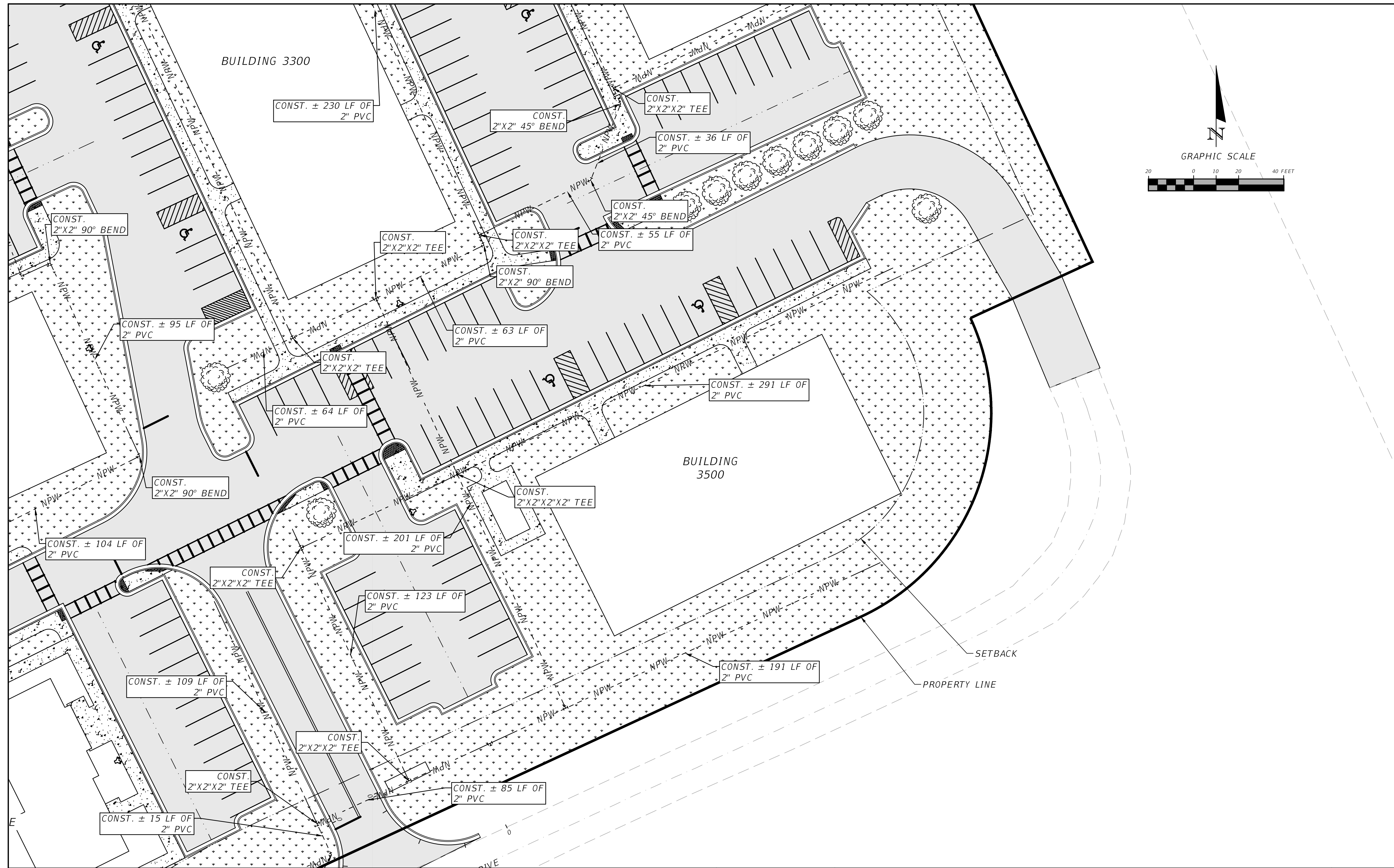
2551 BLAIRSTONE PINES DR.
 TALLAHASSEE, FL 32301
 WWW.NFPS.NET
 CA# 29011

JOB NUMBER:
L211005TRI
 EOR:
GREGORY G. BAILEY
 P.E. NO.:
43858


OVERALL LANDSCAPE AND IRRIGATION PLAN
LEGENDS AT LAKE CITY
COLUMBIA COUNTY, FLORIDA

SHEET NO.
C-47

THIS ITEM HAS BEEN DIGITALLY SIGNED AND SEALED BY GREGORY G. BAILEY, ON THE DATE ADJACENT TO THE SEAL. PRINTED COPIES OF THIS DOCUMENT ARE NOT CONSIDERED SIGNED AND SEALED AND THE SIGNATURE MUST BE VERIFIED ON ANY ELECTRONIC COPIES.



REVISIONS	
DATE	DESCRIPTION


NORTH FLORIDA PROFESSIONAL SERVICES, INC.
 P.O. BOX 3823
 LAKE CITY, FL 32056
 PH. 386-752-4675
 LIC NO. LB8356

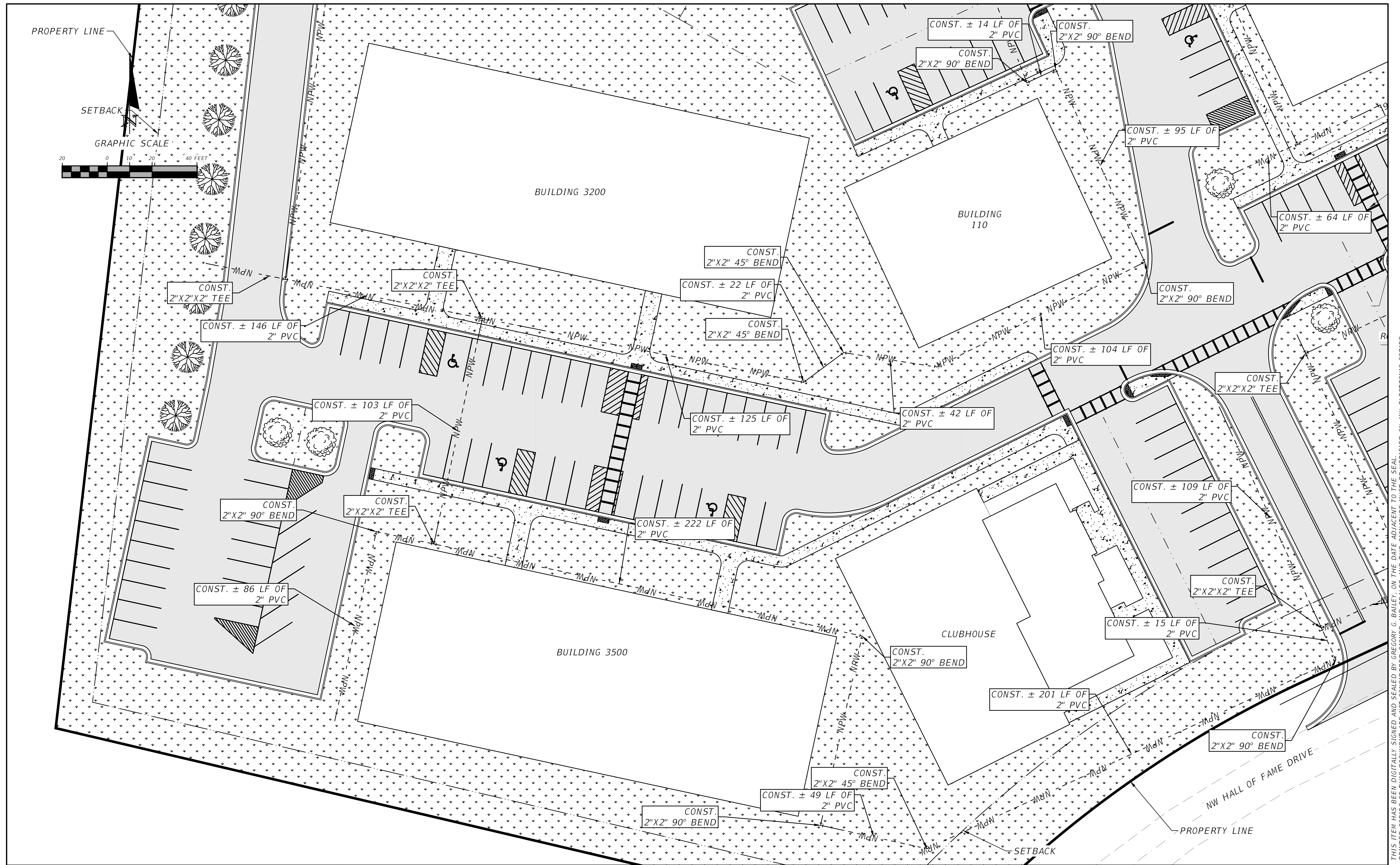
2551 BLAIRSTONE PINES DR.
 TALLAHASSEE, FL 32301
 WWW.NFPS.NET
 CA# 29011

JOB NUMBER:
 L211005TRI
EOR:
 GREGORY G. BAILEY
P.E. NO.:
 43858

LANDSCAPE AND IRRIGATION PLAN A
LEGENDS AT LAKE CITY
COLUMBIA COUNTY, FLORIDA

SHEET NO.
 C-48

THIS ITEM HAS BEEN DIGITALLY SIGNED AND SEALED BY GREGORY G. BAILEY, ON THE DATE ADJACENT TO THE SEAL. PRINTED COPIES OF THIS DOCUMENT ARE NOT CONSIDERED SIGNED AND SEALED AND THE SIGNATURE MUST BE VERIFIED ON ANY ELECTRONIC COPIES.



THIS ITEM HAS BEEN DIGITALLY SIGNED AND SEALED BY GREGORY G. BAILEY, ON THE DATE ADJACENT TO THE SEAL. PRINTED COPIES OF THIS DOCUMENT ARE NOT CONSIDERED SIGNED AND SEALED AND THE SIGNATURE MUST BE VERIFIED ON ANY ELECTRONIC COPIES.

REVISIONS	
DATE	DESCRIPTION

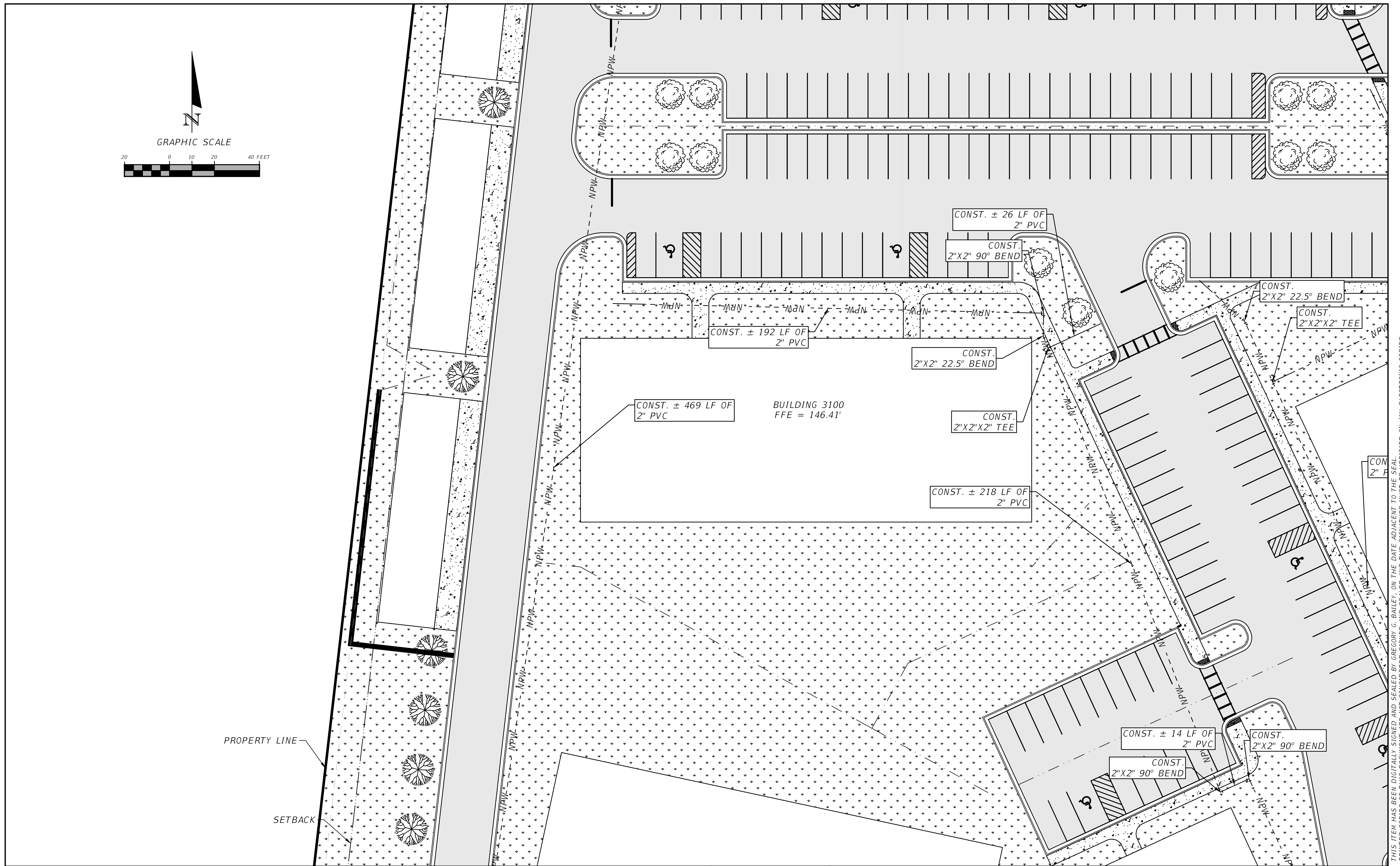
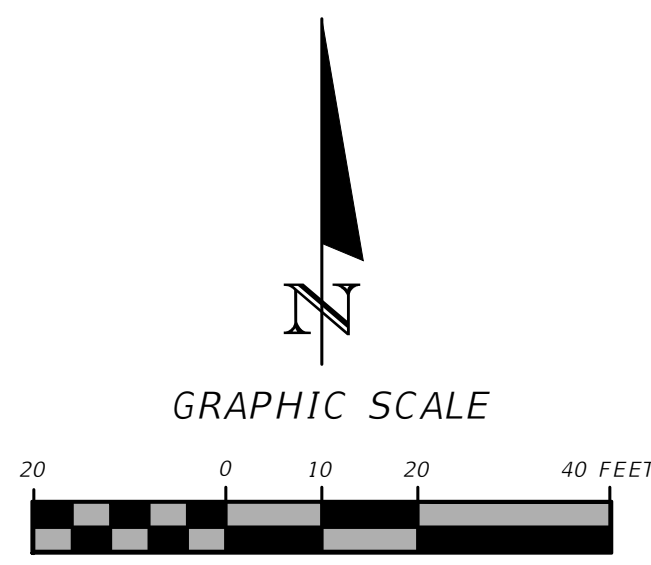
NORTH FLORIDA PROFESSIONAL SERVICES, INC.
 P.O. BOX 3823
 LAKE CITY, FL 32056
 PH. 386-752-4675
 LIC NO. LB8356

2551 BLAIRSTONE PINES DR.
 TALLAHASSEE, FL 32301
 WWW.NFPS.NET
 CA# 29011

JOB NUMBER:
L211005TRI
 EOR:
GREGORY G. BAILEY
 P.E. NO.:
43858

LANDSCAPE AND IRRIGATION PLAN B
LEGENDS AT LAKE CITY
COLUMBIA COUNTY, FLORIDA

SHEET NO.
C-49



PROPERTY LINE
SETBACK

REVISIONS	
DATE	DESCRIPTION



NORTH FLORIDA PROFESSIONAL SERVICES, INC.
 P.O. BOX 3823
 LAKE CITY, FL 32056
 PH. 386-752-4675
 LIC NO. LB8356

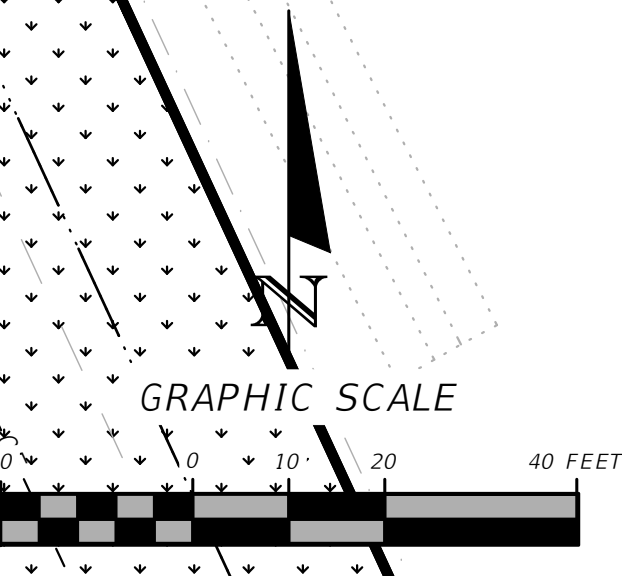
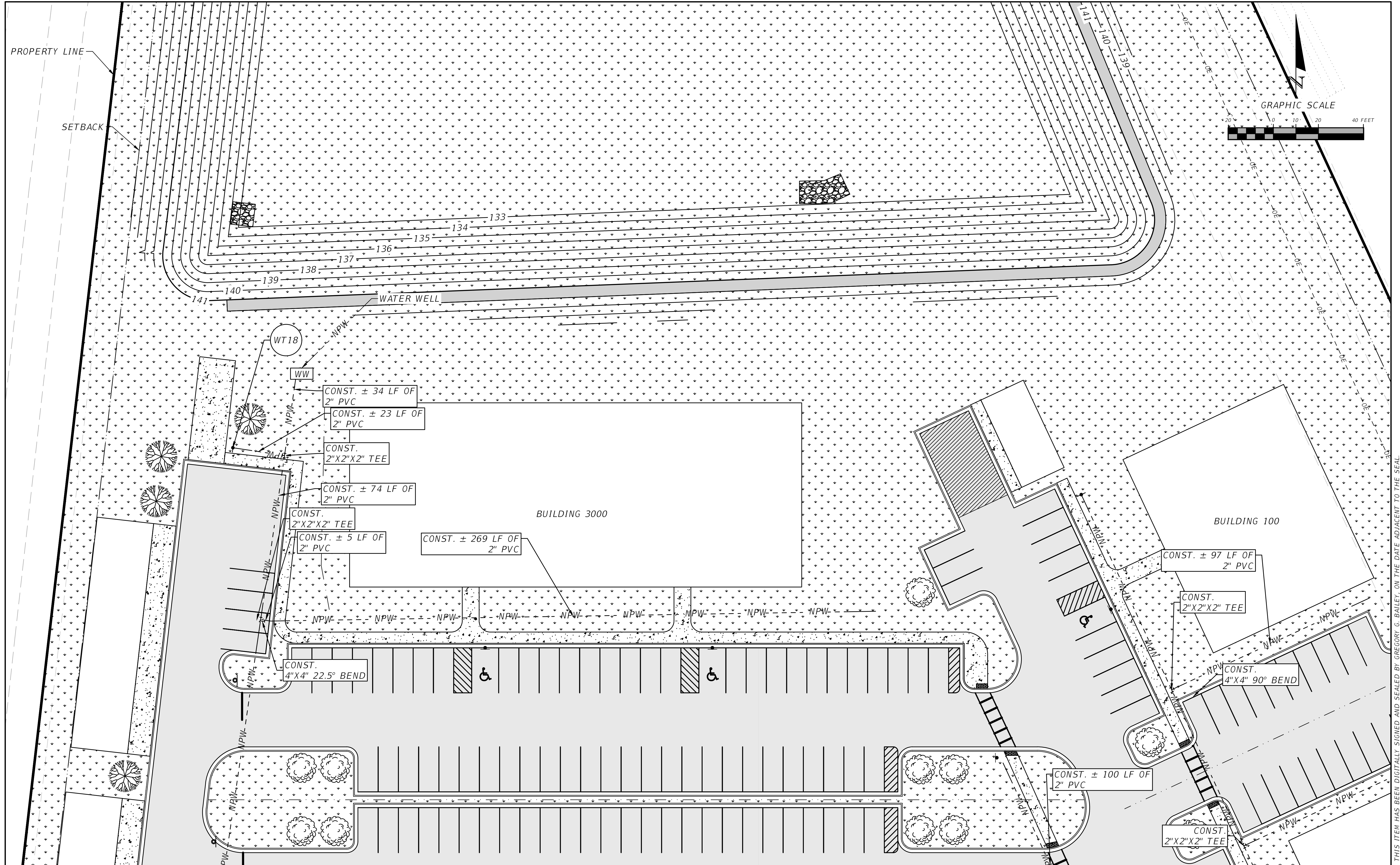
2551 BLAIRSTONE PINES DR.
 TALLAHASSEE, FL 32301
 WWW.NFPS.NET
 CA# 29011

JOB NUMBER:
L211005TRI
 EOR:
GREGORY G. BAILEY
 P.E. NO.:
43858

LANDSCAPE AND IRRIGATION PLAN C
LEGENDS AT LAKE CITY
COLUMBIA COUNTY, FLORIDA

SHEET NO.
C-50

THIS ITEM HAS BEEN DIGITALLY SIGNED AND SEALED BY GREGORY G. BAILEY, ON THE DATE ADJACENT TO THE SEAL. PRINTED COPIES OF THIS DOCUMENT ARE NOT CONSIDERED SIGNED AND SEALED AND THE SIGNATURE MUST BE VERIFIED ON ANY ELECTRONIC COPIES.



REVISIONS

DATE	DESCRIPTION



NORTH FLORIDA PROFESSIONAL SERVICES, INC.
 P.O. BOX 3823
 LAKE CITY, FL 32056
 PH. 386-752-4675
 LIC NO. LB8356

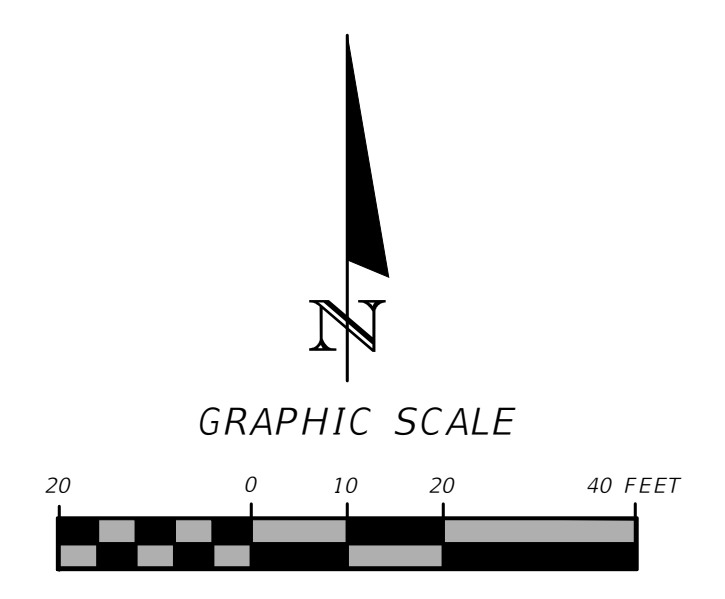
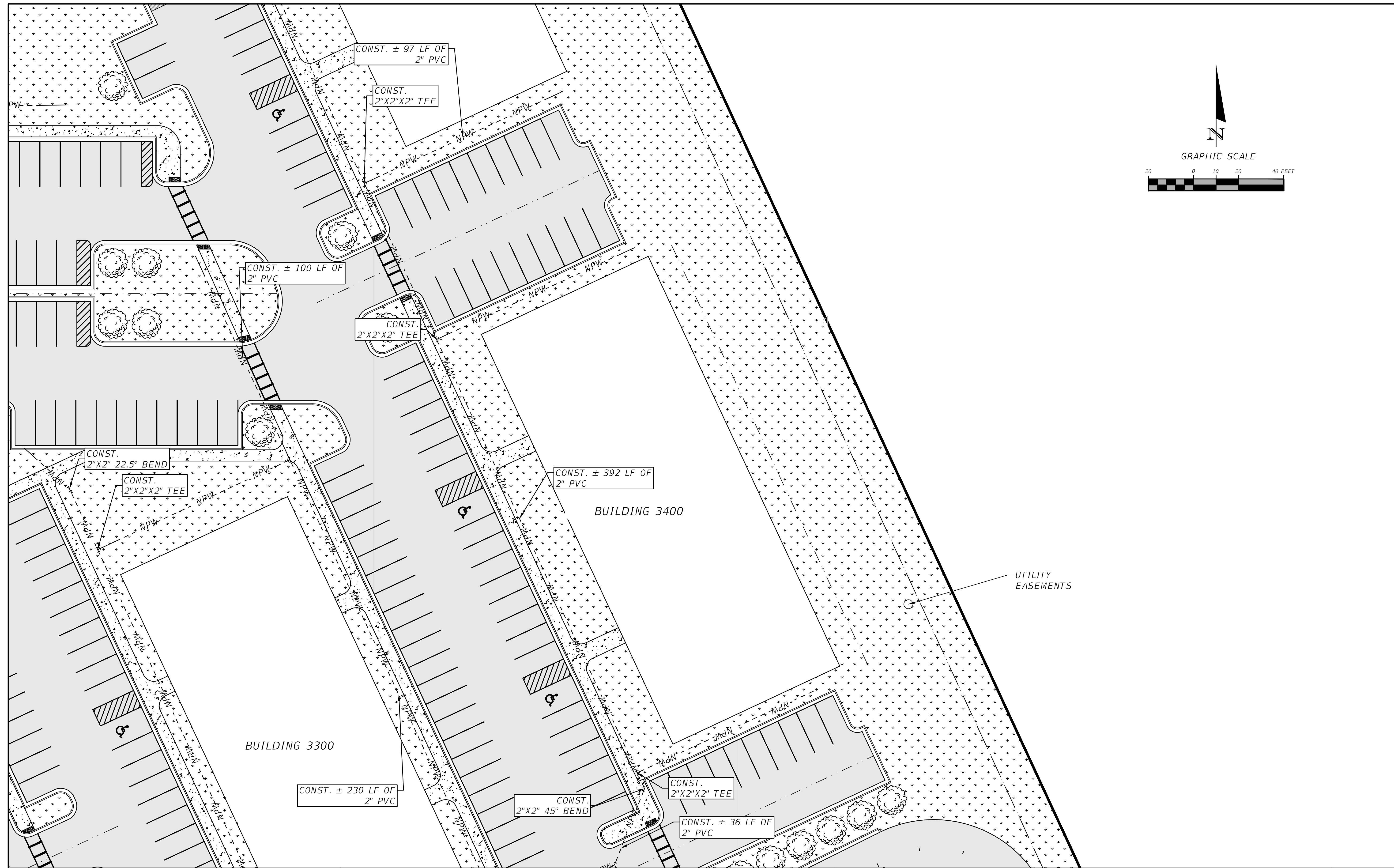
2551 BLAIRSTONE PINES DR.
 TALLAHASSEE, FL 32301
 WWW.NFPS.NET
 CA# 29011

JOB NUMBER:
 L211005TRI
 EOR:
 GREGORY G. BAILEY
 P.E. NO.:
 43858

LANDSCAPE AND IRRIGATION PLAN D
LEGENDS AT LAKE CITY
COLUMBIA COUNTY, FLORIDA

SHEET NO.
 C-51

THIS ITEM HAS BEEN DIGITALLY SIGNED AND SEALED BY GREGORY G. BAILEY, ON THE DATE ADJACENT TO THE SEAL. PRINTED COPIES OF THIS DOCUMENT ARE NOT CONSIDERED SIGNED AND SEALED AND THE SIGNATURE MUST BE VERIFIED ON ANY ELECTRONIC COPIES.



REVISIONS	
DATE	DESCRIPTION



NORTH FLORIDA PROFESSIONAL SERVICES, INC.
 P.O. BOX 3823
 LAKE CITY, FL 32056
 PH. 386-752-4675
 LIC NO. LB8356

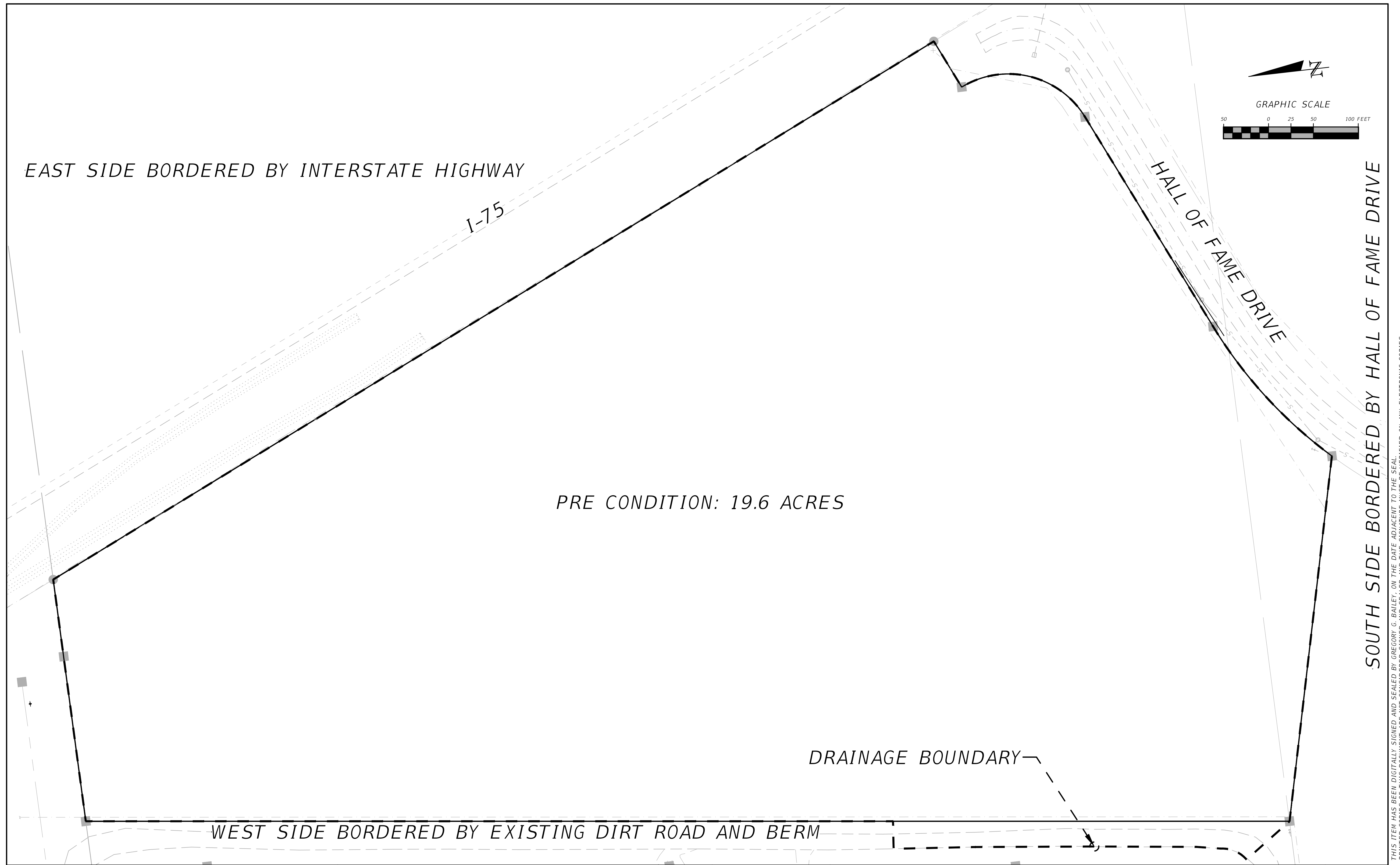
2551 BLAIRSTONE PINES DR.
 TALLAHASSEE, FL 32301
 WWW.NFPS.NET
 CA# 29011

JOB NUMBER:
L211005TRI
 EOR:
GREGORY G. BAILEY
 P.E. NO.:
43858

LANDSCAPE AND IRRIGATION PLAN E
LEGENDS AT LAKE CITY
COLUMBIA COUNTY, FLORIDA

SHEET NO.
C-52

THIS ITEM HAS BEEN DIGITALLY SIGNED AND SEALED BY GREGORY G. BAILEY, ON THE DATE ADJACENT TO THE SEAL. PRINTED COPIES OF THIS DOCUMENT ARE NOT CONSIDERED SIGNED AND SEALED AND THE SIGNATURE MUST BE VERIFIED ON ANY ELECTRONIC COPIES.



REVISIONS	
DATE	DESCRIPTION



NORTH FLORIDA PROFESSIONAL SERVICES, INC.
 P.O. BOX 3823
 LAKE CITY, FL 32056
 PH. 386-752-4675
 LIC NO. LB8356

2551 BLAIRSTONE PINES DR.
 TALLAHASSEE, FL 32301
 WWW.NFPS.NET
 CA# 29011

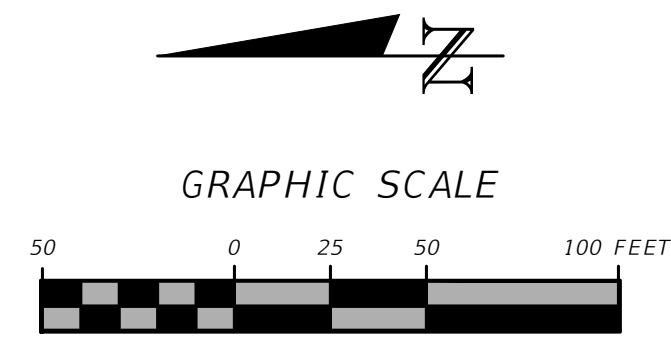
JOB NUMBER:
L211005TRI
 EOR:
GREGORY G. BAILEY
 P.E. NO.:
43858

PRE CONDITION DRAINAGE BASIN
LEGENDS AT LAKE CITY
COLUMBIA COUNTY, FLORIDA

SHEET NO.
C-53

THIS ITEM HAS BEEN DIGITALLY SIGNED AND SEALED BY GREGORY G. BAILEY, ON THE DATE ADJACENT TO THE SEAL. PRINTED COPIES OF THIS DOCUMENT ARE NOT CONSIDERED SIGNED AND SEALED AND THE SIGNATURE MUST BE VERIFIED ON ANY ELECTRONIC COPIES.

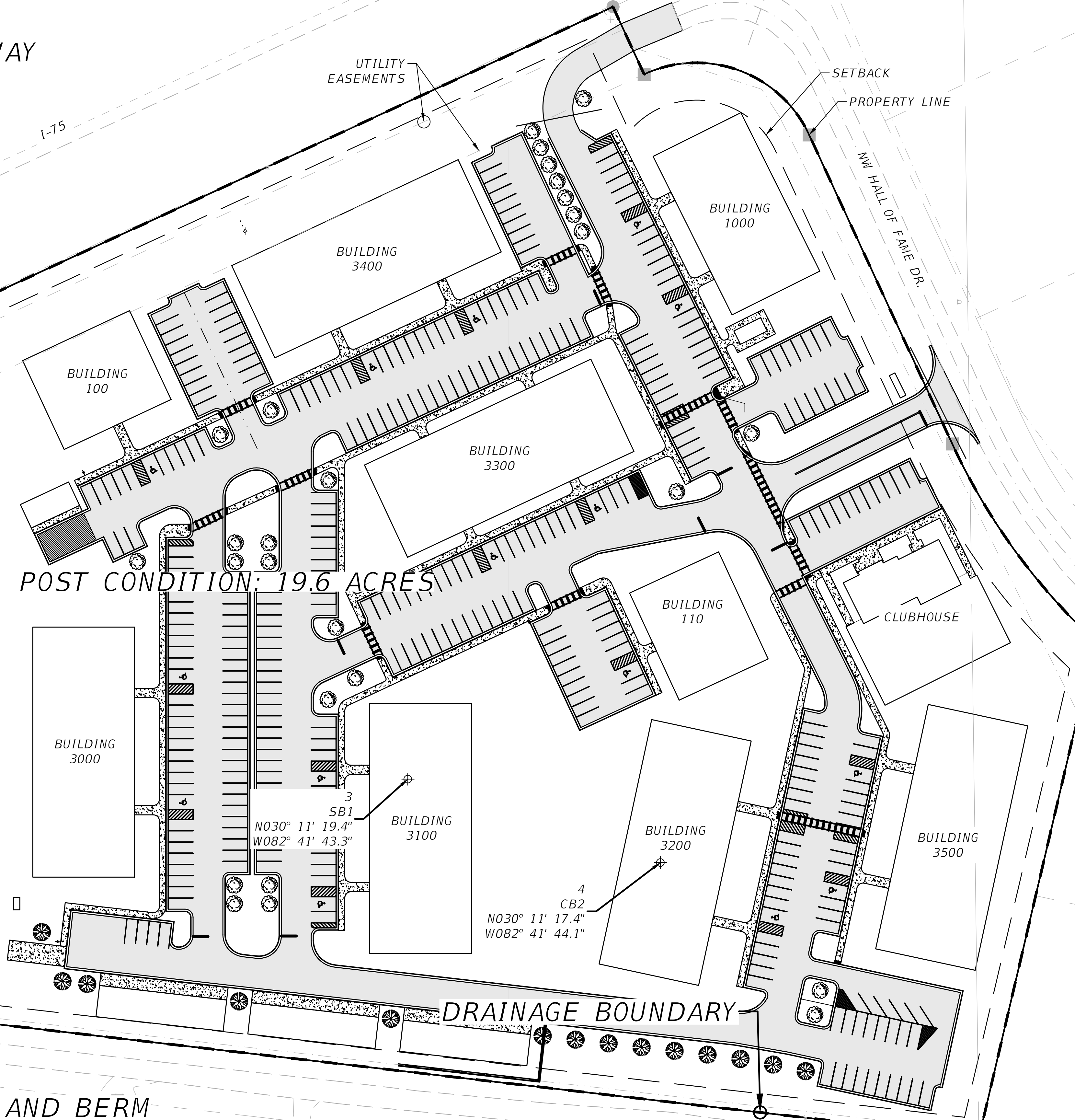
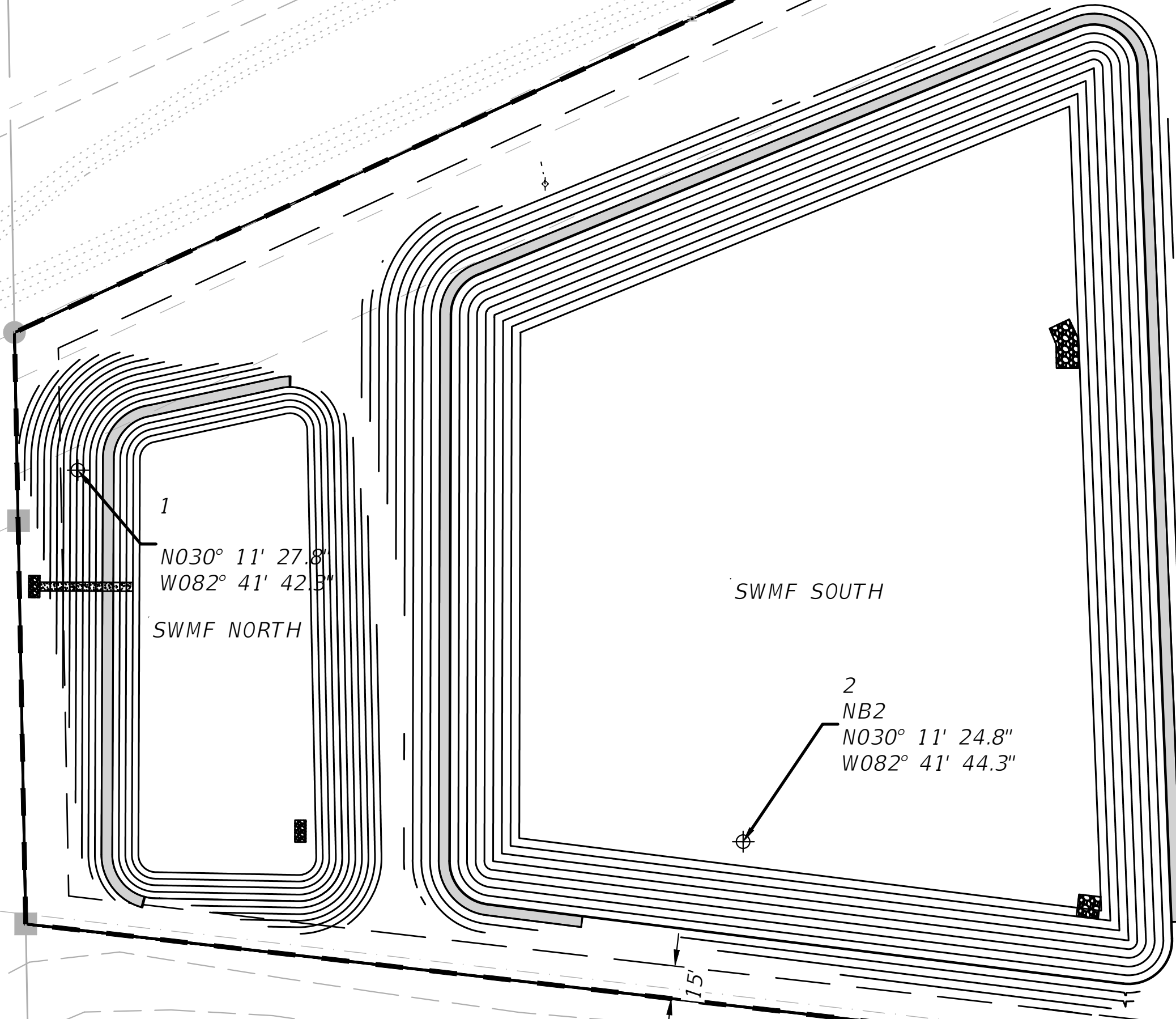
EAST SIDE BORDERED BY INTERSTATE HIGHWAY



UTILITY EASEMENTS
SETBACK
PROPERTY LINE
NW HALL OF FAME DR.

SOUTH SIDE BORDERED BY HALL OF FAME DRIVE

POST CONDITION: 19.6 ACRES



WEST SIDE BORDERED BY EXISTING DIRT ROAD AND BERM

REVISIONS	
DATE	DESCRIPTION



NORTH FLORIDA PROFESSIONAL SERVICES, INC.
 P.O. BOX 3823
 LAKE CITY, FL 32056
 PH. 386-752-4675
 LIC NO. LB8356

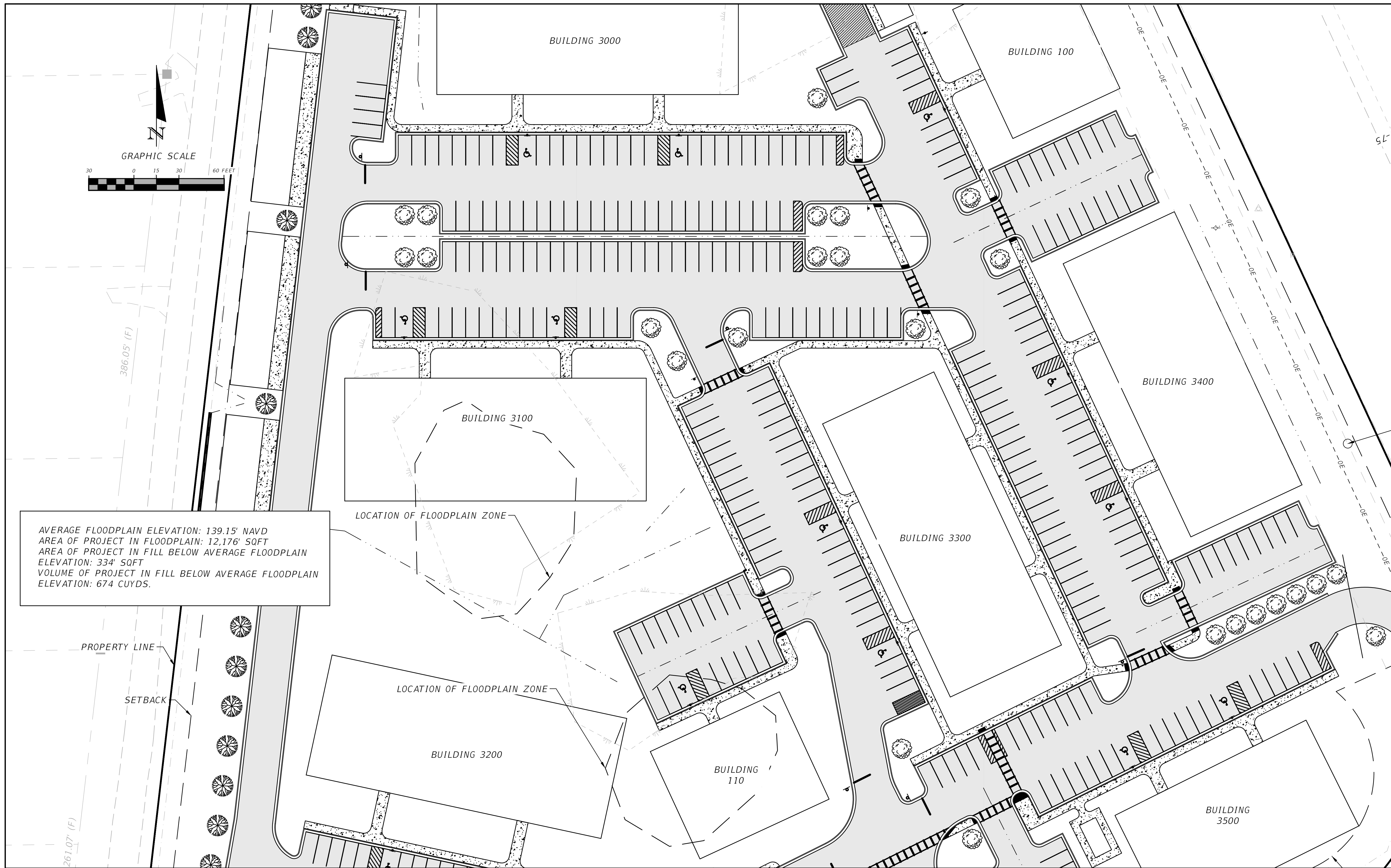
2551 BLAIRSTONE PINES DR.
 TALLAHASSEE, FL 32301
 WWW.NFPS.NET
 CA# 29011

JOB NUMBER:
L211005TRI
 EOR:
GREGORY G. BAILEY
 P.E. NO.:
43858

POST CONDITION DRAINAGE BASIN
LEGENDS AT LAKE CITY
COLUMBIA COUNTY, FLORIDA

SHEET NO.
C-54

THIS ITEM HAS BEEN DIGITALLY SIGNED AND SEALED BY GREGORY G. BAILEY, ON THE DATE ADJACENT TO THE SEAL. PRINTED COPIES OF THIS DOCUMENT ARE NOT CONSIDERED SIGNED AND SEALED AND THE SIGNATURE MUST BE VERIFIED ON ANY ELECTRONIC COPIES.



AVERAGE FLOODPLAIN ELEVATION: 139.15' NAVD
 AREA OF PROJECT IN FLOODPLAIN: 12,176' SQFT
 AREA OF PROJECT IN FILL BELOW AVERAGE FLOODPLAIN
 ELEVATION: 334' SQFT
 VOLUME OF PROJECT IN FILL BELOW AVERAGE FLOODPLAIN
 ELEVATION: 674 CUYDS.

REVISIONS	
DATE	DESCRIPTION

NORTH FLORIDA PROFESSIONAL SERVICES, INC.
 P.O. BOX 3823
 LAKE CITY, FL 32056
 PH. 386-752-4675
 LIC NO. LB8356

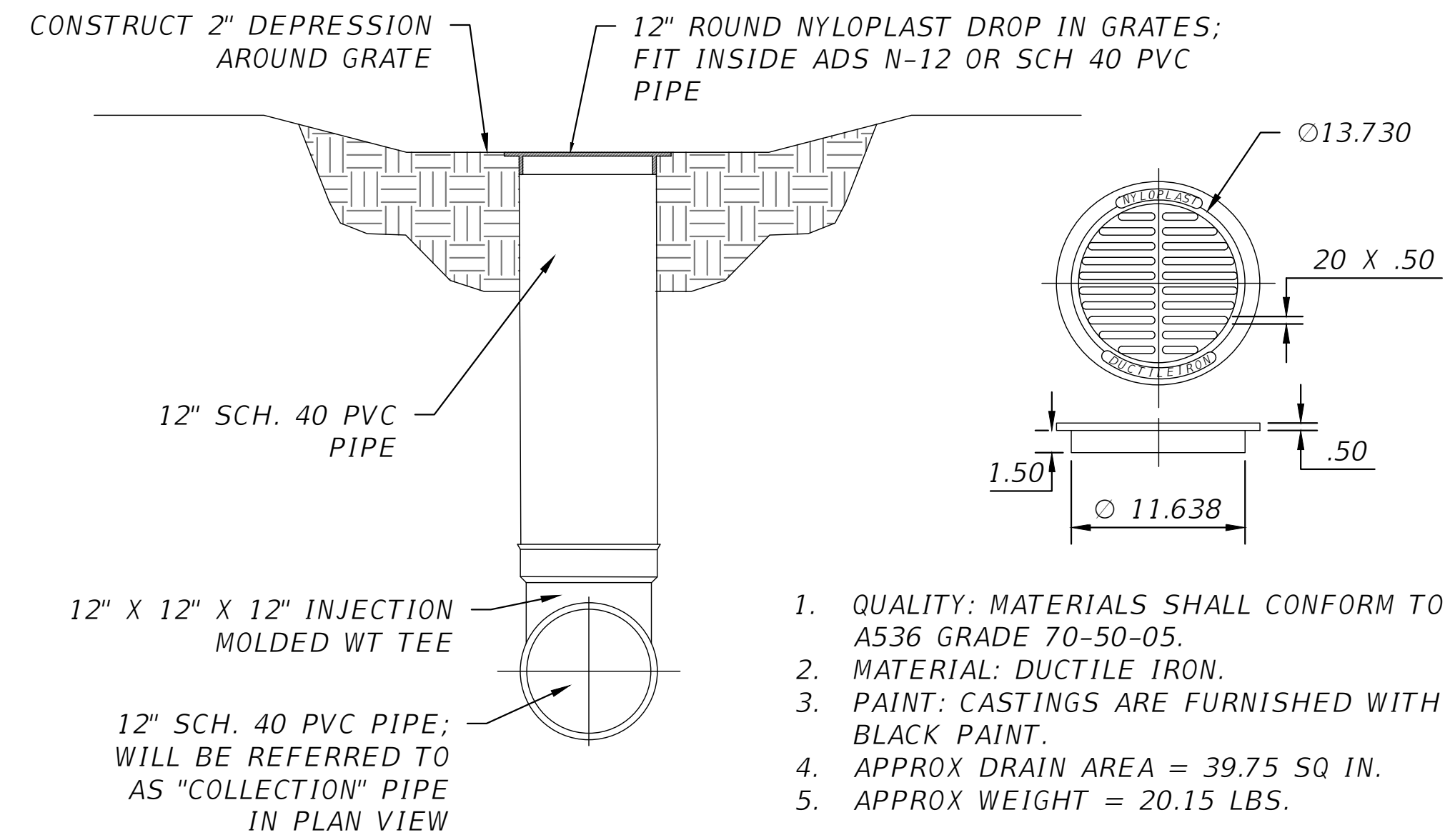
2551 BLAIRSTONE PINES DR.
 TALLAHASSEE, FL 32301
 WWW.NFPS.NET
 CA# 29011

JOB NUMBER:
 L211005TRI
 EOR:
 GREGORY G. BAILEY
 P.E. NO.:
 43858

FLOODPLAIN ZONES
LEGENDS AT LAKE CITY
COLUMBIA COUNTY, FLORIDA

SHEET
 NO.
C-55

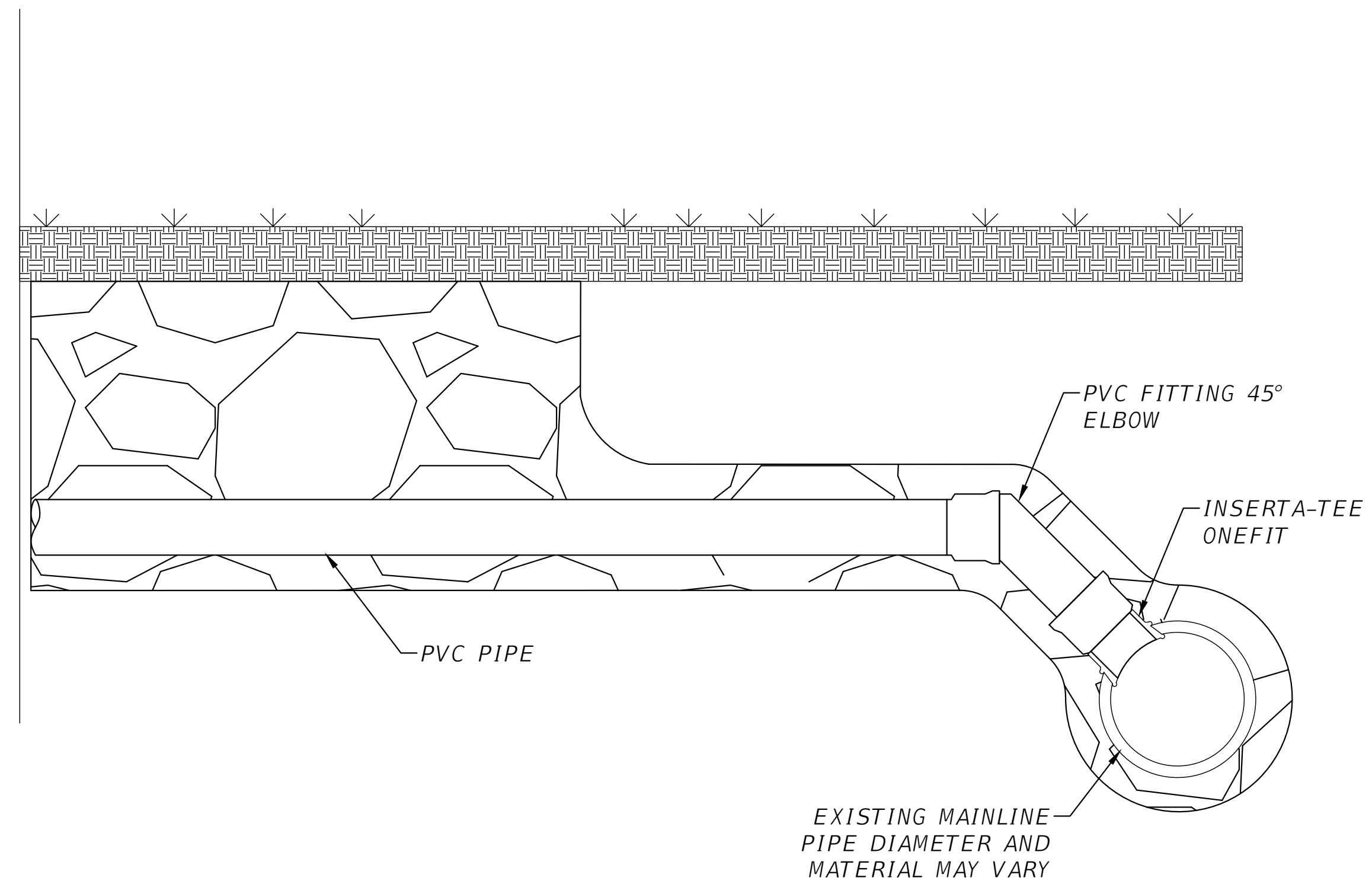
THIS ITEM HAS BEEN DIGITALLY SIGNED AND SEALED BY GREGORY G. BAILEY, ON THE DATE ADJACENT TO THE SEAL. PRINTED COPIES OF THIS DOCUMENT ARE NOT CONSIDERED SIGNED AND SEALED AND THE SIGNATURE MUST BE VERIFIED ON ANY ELECTRONIC COPIES.



1. QUALITY: MATERIALS SHALL CONFORM TO ASTM A536 GRADE 70-50-05.
2. MATERIAL: DUCTILE IRON.
3. PAINT: CASTINGS ARE FURNISHED WITH A BLACK PAINT.
4. APPROX DRAIN AREA = 39.75 SQ IN.
5. APPROX WEIGHT = 20.15 LBS.

12" NYLOPLAST GRATE DETAILS

ST04 YARD DRAIN DETAIL
SCALE: N.T.S



ST23 INSERT-A-TEE ONEFIT
SCALE: N.T.S

REVISIONS	
DATE	DESCRIPTION



NORTH FLORIDA PROFESSIONAL SERVICES, INC.
P.O. BOX 3823
LAKE CITY, FL 32056
PH. 386-752-4675
LIC NO. LB8356

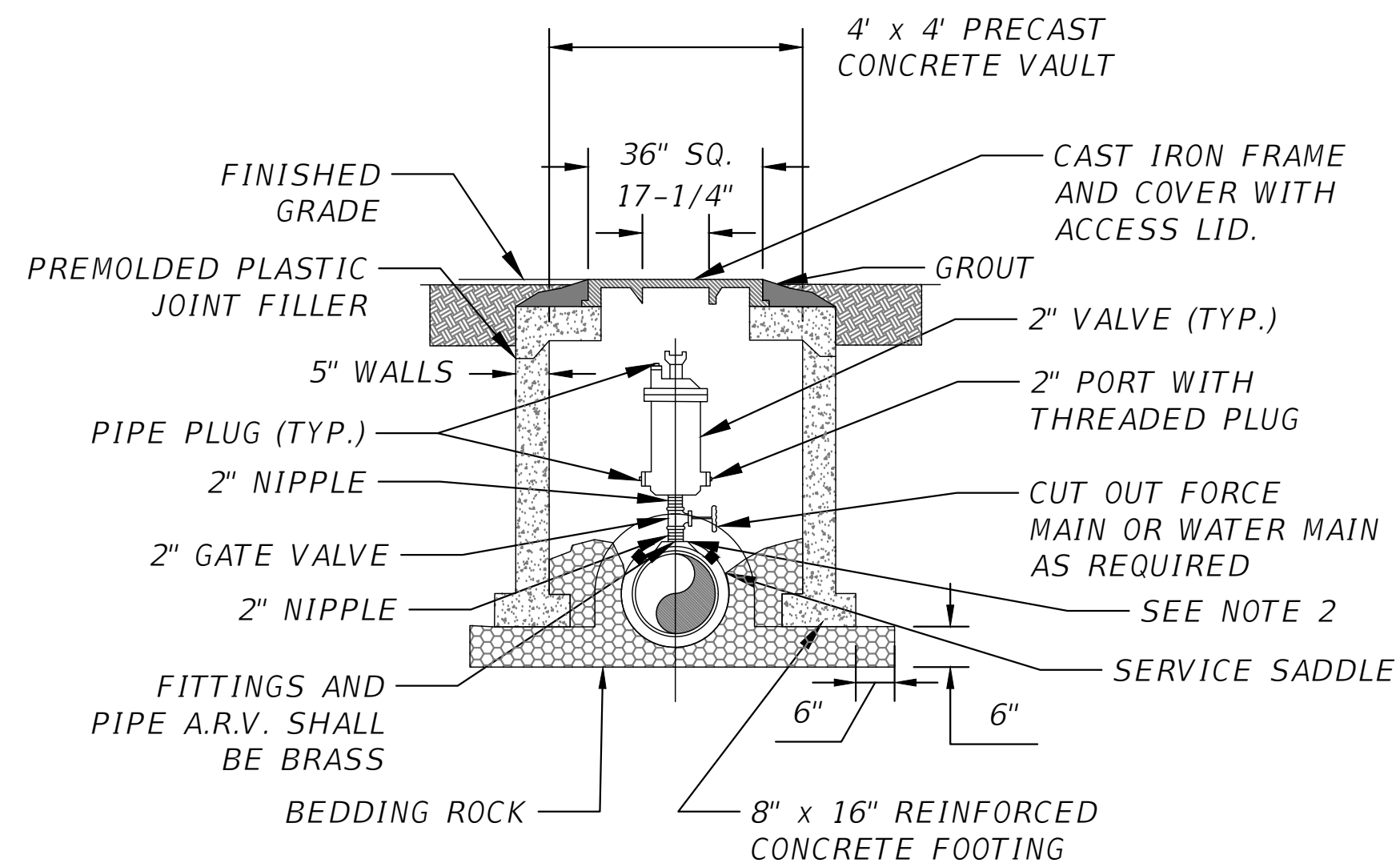
2551 BLAIRSTONE PINES DR.
TALLAHASSEE, FL 32301
WWW.NFPS.NET
CA# 29011

JOB NUMBER:
L211005TRI
EOR:
GREGORY G. BAILEY
P.E. NO.:
43858

STORMWATER DETAILS
LEGENDS AT LAKE CITY
COLUMBIA COUNTY, FLORIDA

SHEET NO.
C-56

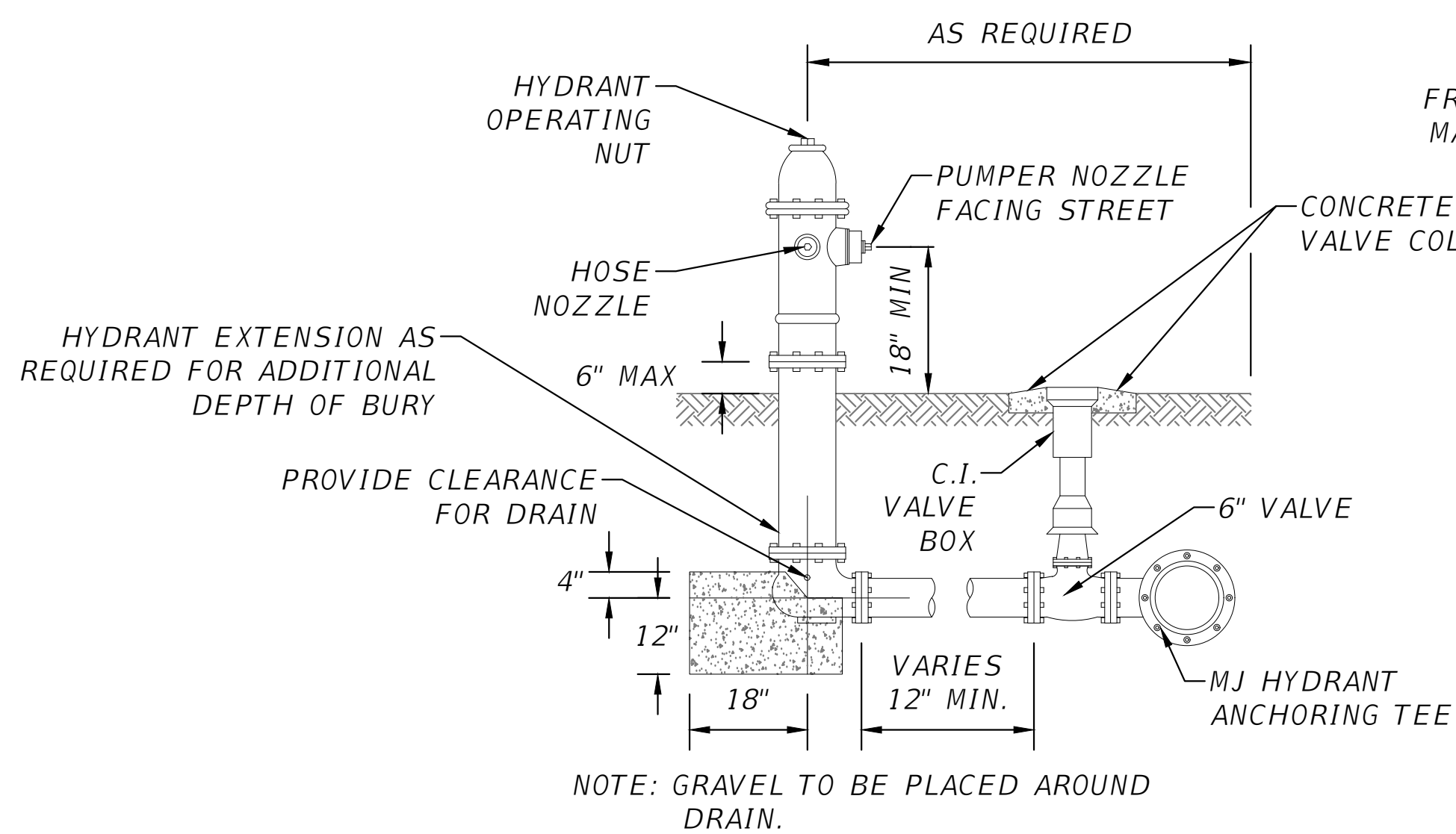
THIS ITEM HAS BEEN DIGITALLY SIGNED AND SEALED BY GREGORY G. BAILEY, ON THE DATE ADJACENT TO THE SEAL. PRINTED COPIES OF THIS DOCUMENT ARE NOT CONSIDERED SIGNED AND SEALED AND THE SIGNATURE MUST BE VERIFIED ON ANY ELECTRONIC COPIES.



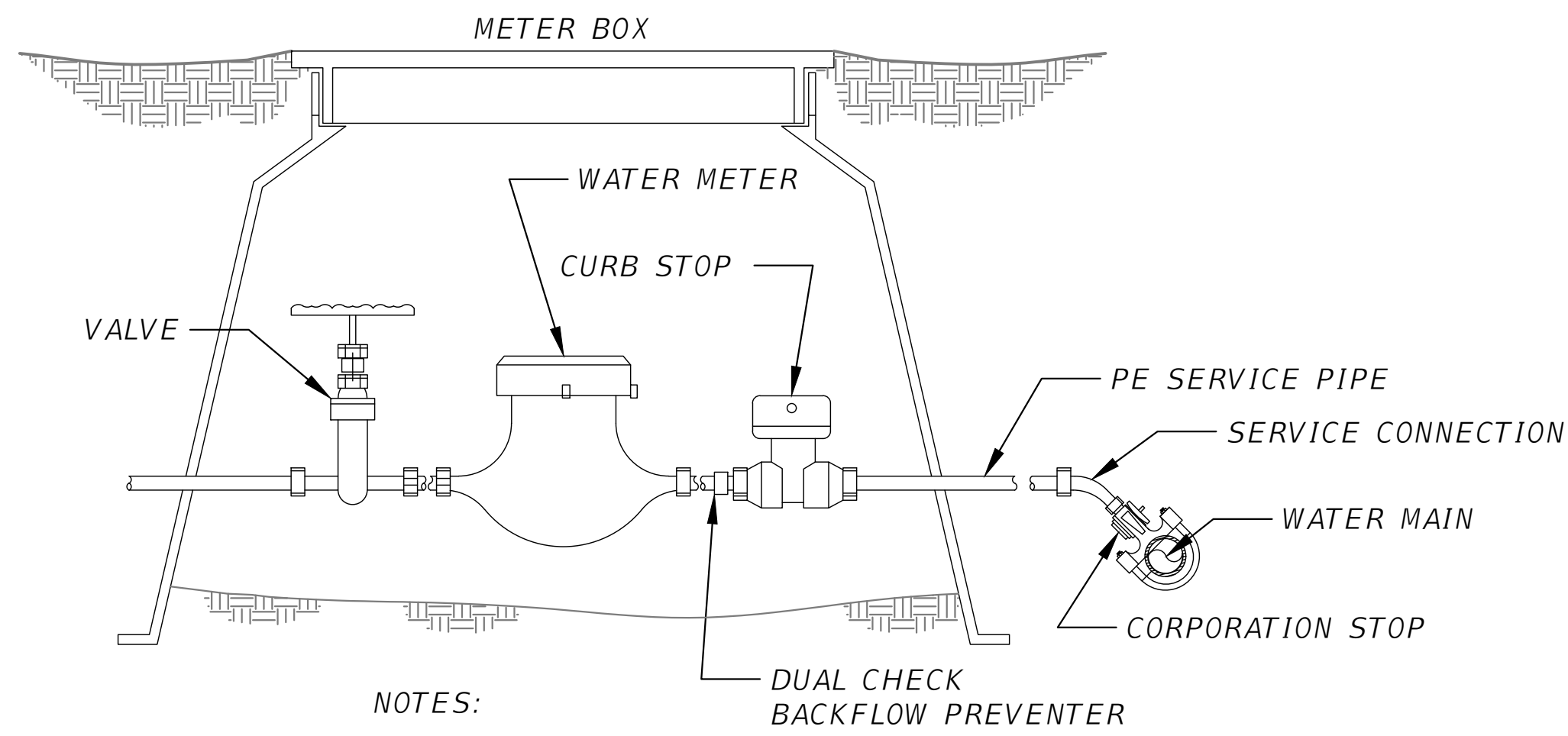
NOTES:

1. ABOVE DETAIL IS BASED ON 2" COMBINATION AIR/VACUUM RELEASE VALVE. CHANGE PIPE AND FITTINGS ACCORDINGLY FOR OTHER VALVE SIZES AND TYPES.
2. THE MINIMUM DIMENSION FROM TOP OF PIPE TO FINISHED GRADE SHALL BE 3.0 FEET.

WT01 AIR AND/OR VACUUM RELEASE VALVE
SCALE: N.T.S



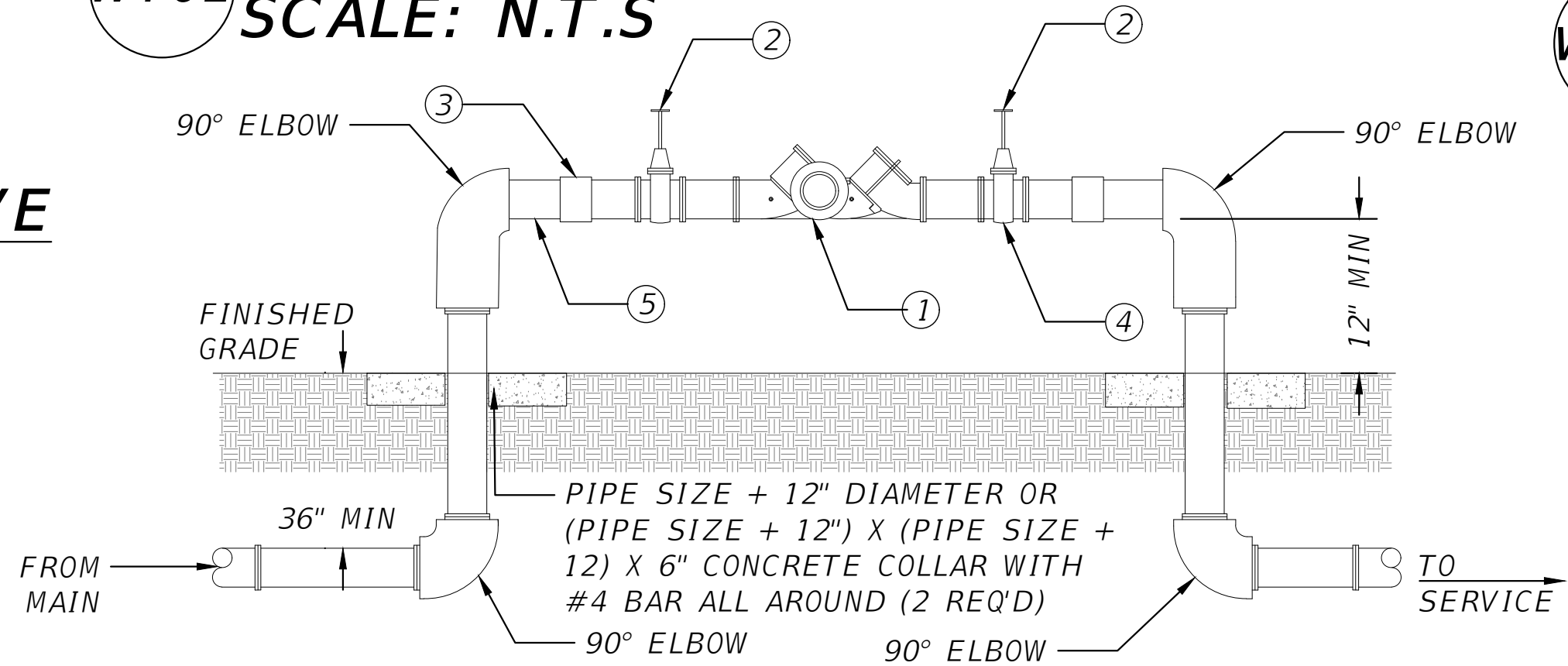
WT04 FIRE HYDRANT ASSEMBLY
SCALE: N.T.S



NOTES:

1. P.E. TUBING IS TO BE BACKFILLED BY HAND UP TO THE TOP OF THE SERVICE.

WT02 METER BOX ASSEMBLY
SCALE: N.T.S

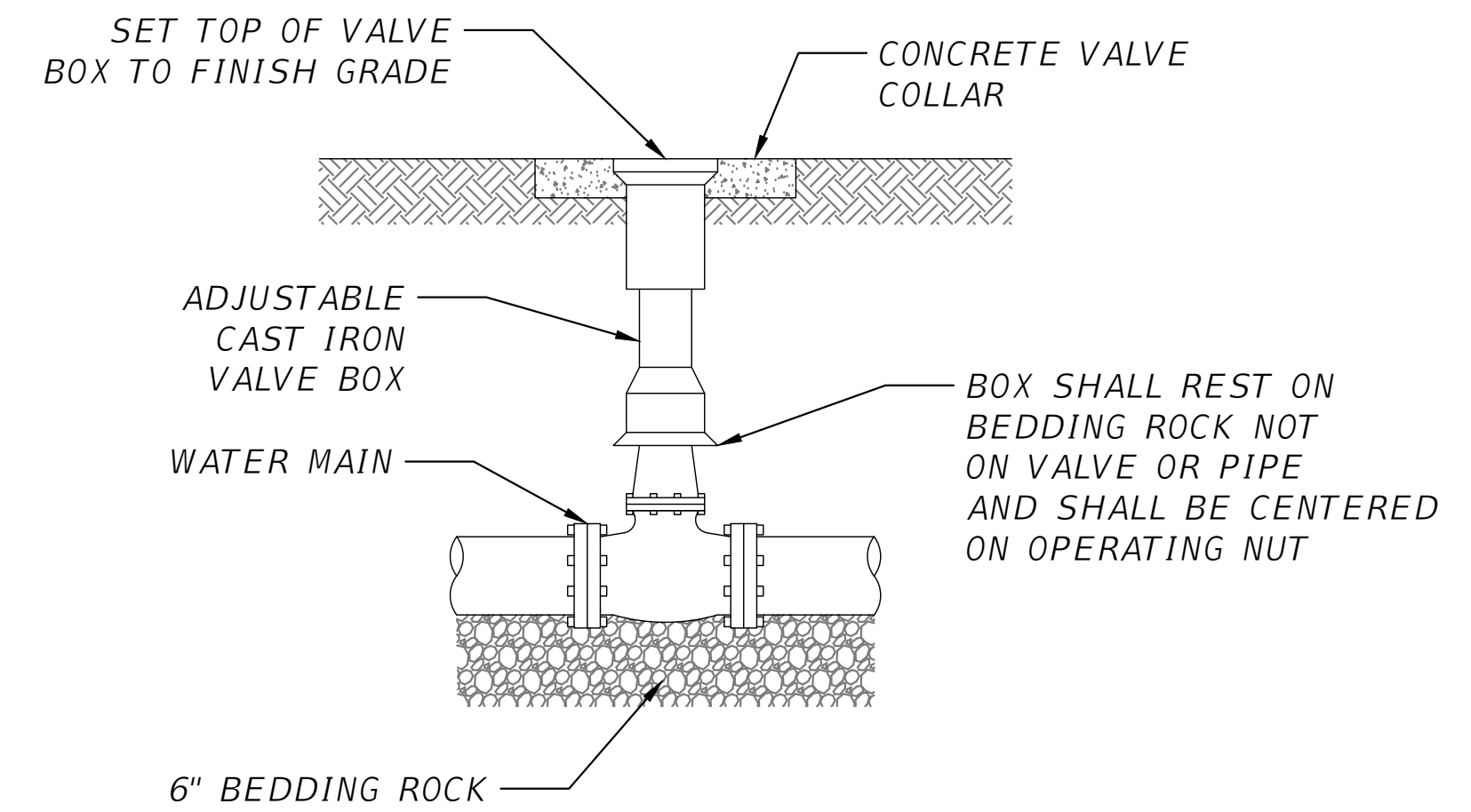


MATERIALS	
ITEM	DESCRIPTION
1	BACKFLOW PREVENTER
2	GATE VALVE
3	UNION
4	TEST COCKS
5	THREADED NIPPLE

NOTES:

1. UNDER NO CONDITION WILL ANY CONNECTION BE ALLOWED BETWEEN THE SERVICE METER AND A BACKFLOW PREVENTER USED FOR SYSTEM CONTAINMENT. BACKFLOW PREVENTER SHALL ALWAYS BE INSTALLED DOWNSTREAM OF METER.
2. IF A PRESSURE MONITOR IS TO BE INSTALLED, ADD A TEE, VALVE FITTINGS, AND MOUNT ON SUPPLY SIDE PRIOR TO BACKFLOW PREVENTION DEVICE: UNDER NO CIRCUMSTANCE, SHALL TEST PORTS BE MODIFIED OR UTILIZED FOR THIS OR OTHER APPLICATION OTHER THAN BACKFLOW DEVICE TESTING.
3. A CONBRACO SERIES 40-000 FREEZE PROTECTION VALVE SHALL BE INCLUDED.
4. PROVIDE AND INSTALL COVER OVER BACKFLOW PREVENTER AS REQ'D BY LOCAL AUTHORITIES.

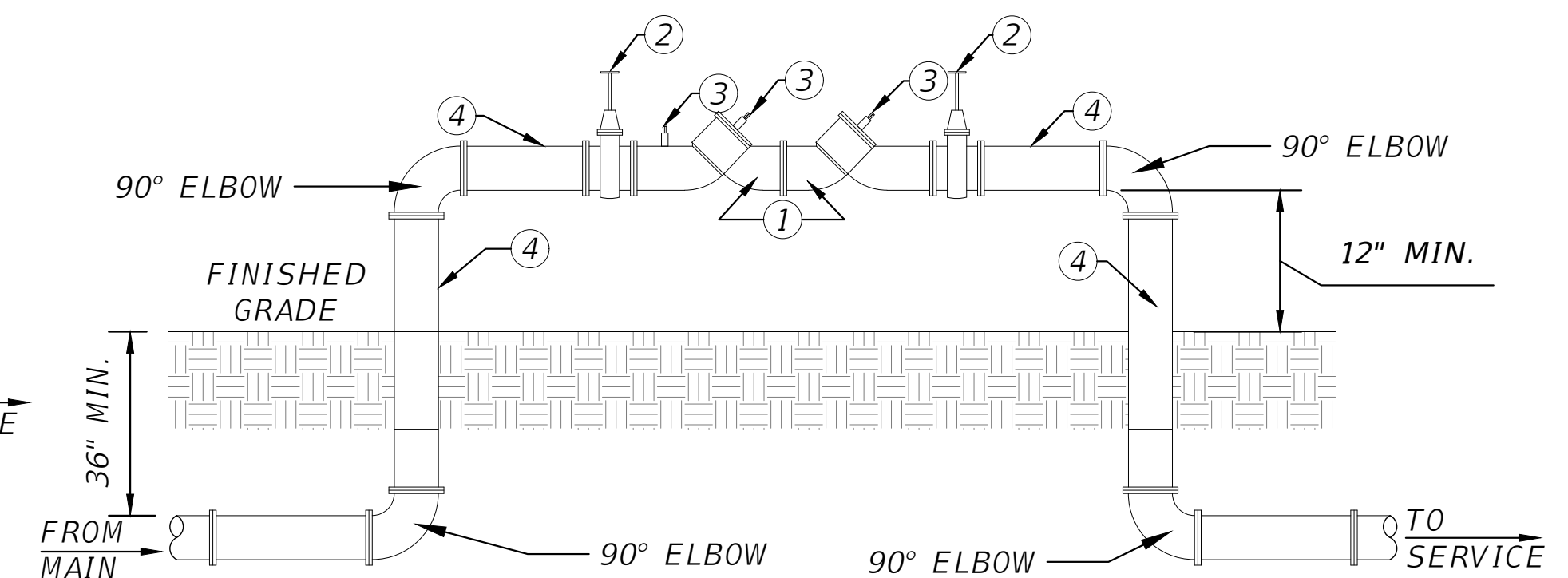
WT05 REDUCED PRESSURE BACKFLOW PREVENTER
SCALE: N.T.S



NOTES:

1. PVC EXTENSIONS SHALL NOT BE USED ON VALVE BOX INSTALLATION.
2. THE ACTUATING NUT FOR DEEPER VALVES SHALL BE EXTENDED TO COME UP TO 4 FOOT DEPTH BELOW FINISHED GRADE.

WT03 VALVE AND BOX DETAIL
SCALE: N.T.S



MATERIALS	
ITEM	DESCRIPTION
1	BACKFLOW PREVENTER
2	GATE VALVE
3	TEST COCKS
4	DUCTILE IRON PIPE - FLANGED END x FLANGED END

NOTES:

1. UNDER NO CONDITION WILL ANY CONNECTION BE ALLOWED BETWEEN THE SERVICE METER AND A BACKFLOW PREVENTER USED FOR SYSTEM CONTAINMENT. BACKFLOW PREVENTER SHALL ALWAYS BE INSTALLED DOWNSTREAM OF METER.
2. UNDER NO CIRCUMSTANCES, SHALL TEST PORTS BE MODIFIED OR UTILIZED FOR THIS OR OTHER APPLICATION OTHER THAN BACKFLOW DEVICE TESTING.
3. PROVIDE AND INSTALL COVER OVER BACKFLOW PREVENTER AS REQ'D BY LOCAL AUTHORITIES.

WT06 DOUBLE CHECK BACKFLOW PREVENTER
SCALE: N.T.S

REVISIONS	
DATE	DESCRIPTION



NORTH FLORIDA PROFESSIONAL SERVICES, INC.
P.O. BOX 3823
LAKE CITY, FL 32056
PH. 386-752-4675
LIC NO. LB8356

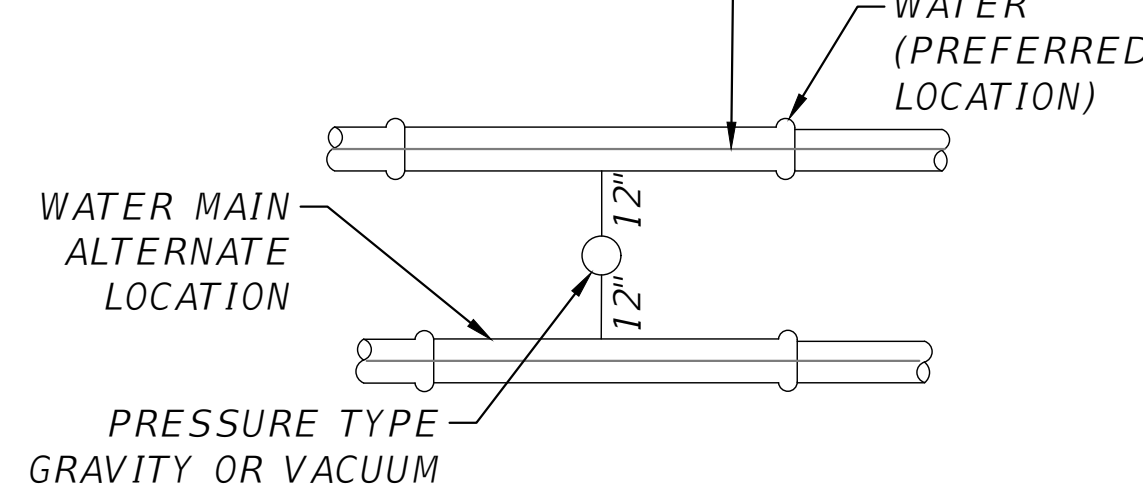
2551 BLAIRSTONE PINES DR.
TALLAHASSEE, FL 32301
WWW.NFPS.NET
CA# 29011

JOB NUMBER:
L211005TRI
EOR:
GREGORY G. BAILEY
P.E. NO.:
43858

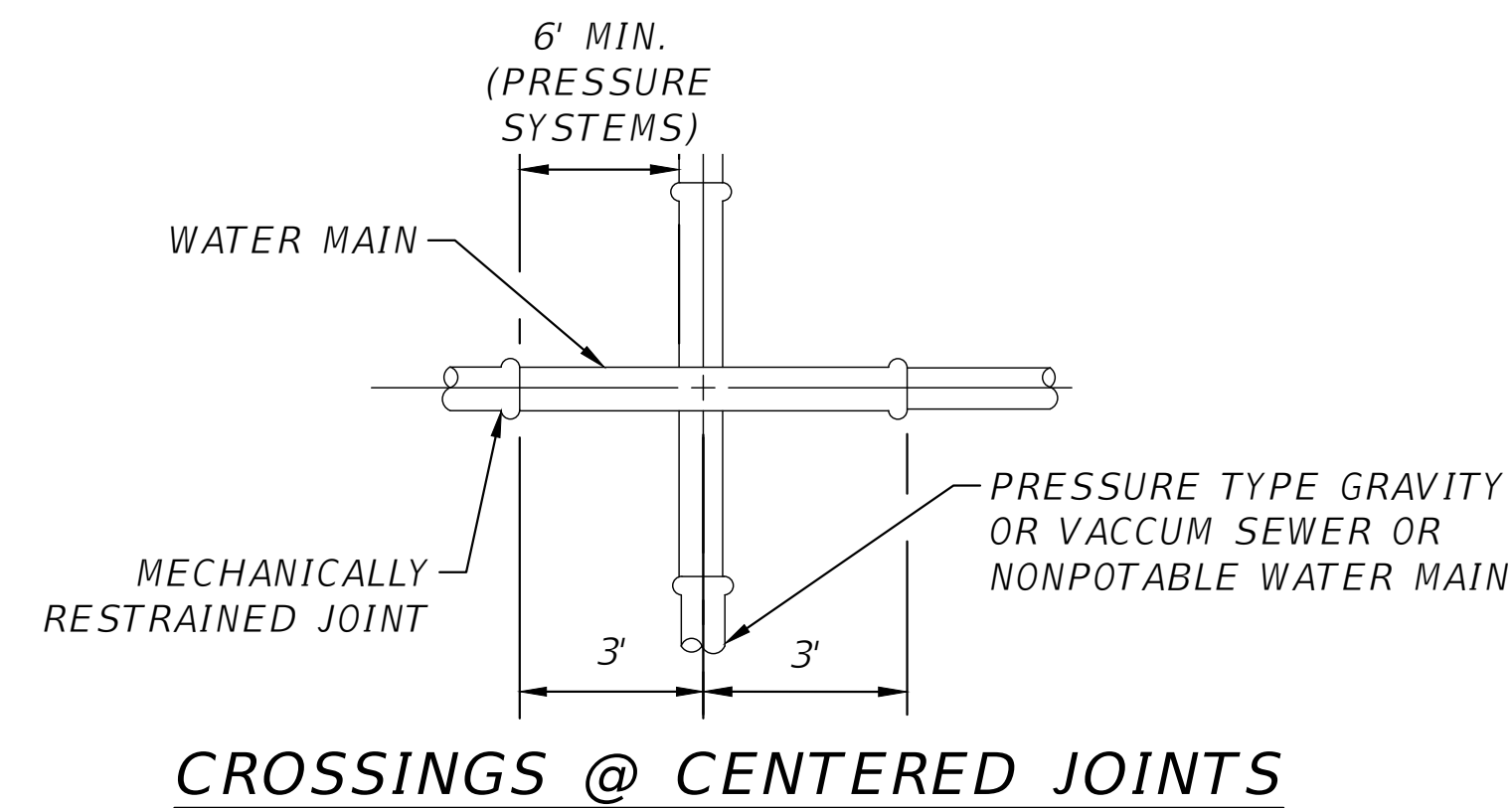
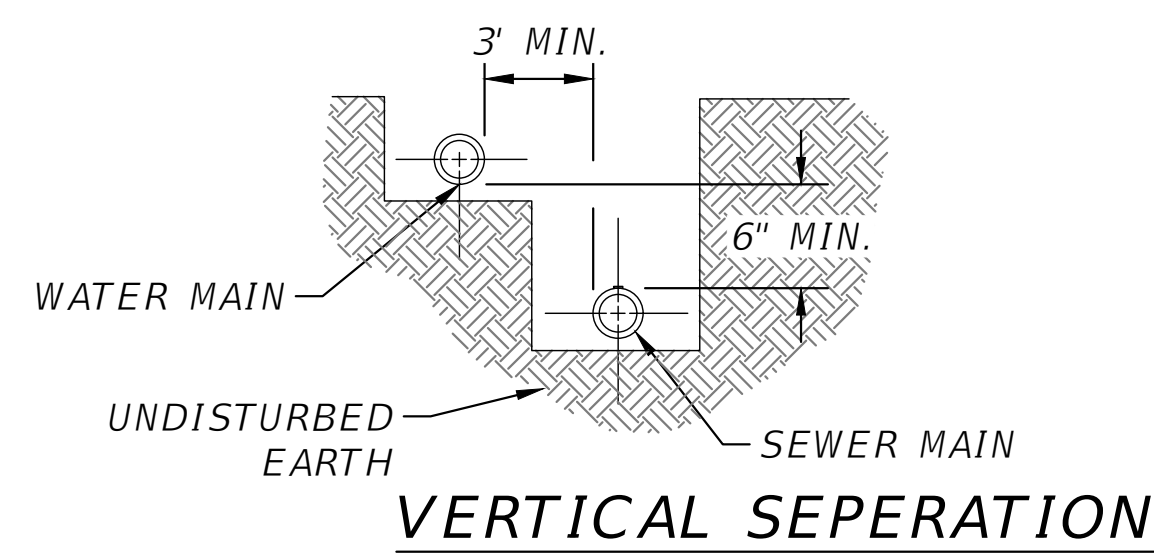
WATER DETAILS
LEGENDS AT LAKE CITY
COLUMBIA COUNTY, FLORIDA

SHEET NO.
C-57

INSTALL TRACER WIRE AND LOCATION TAPE ON ALL UNDERGROUND UTILITIES



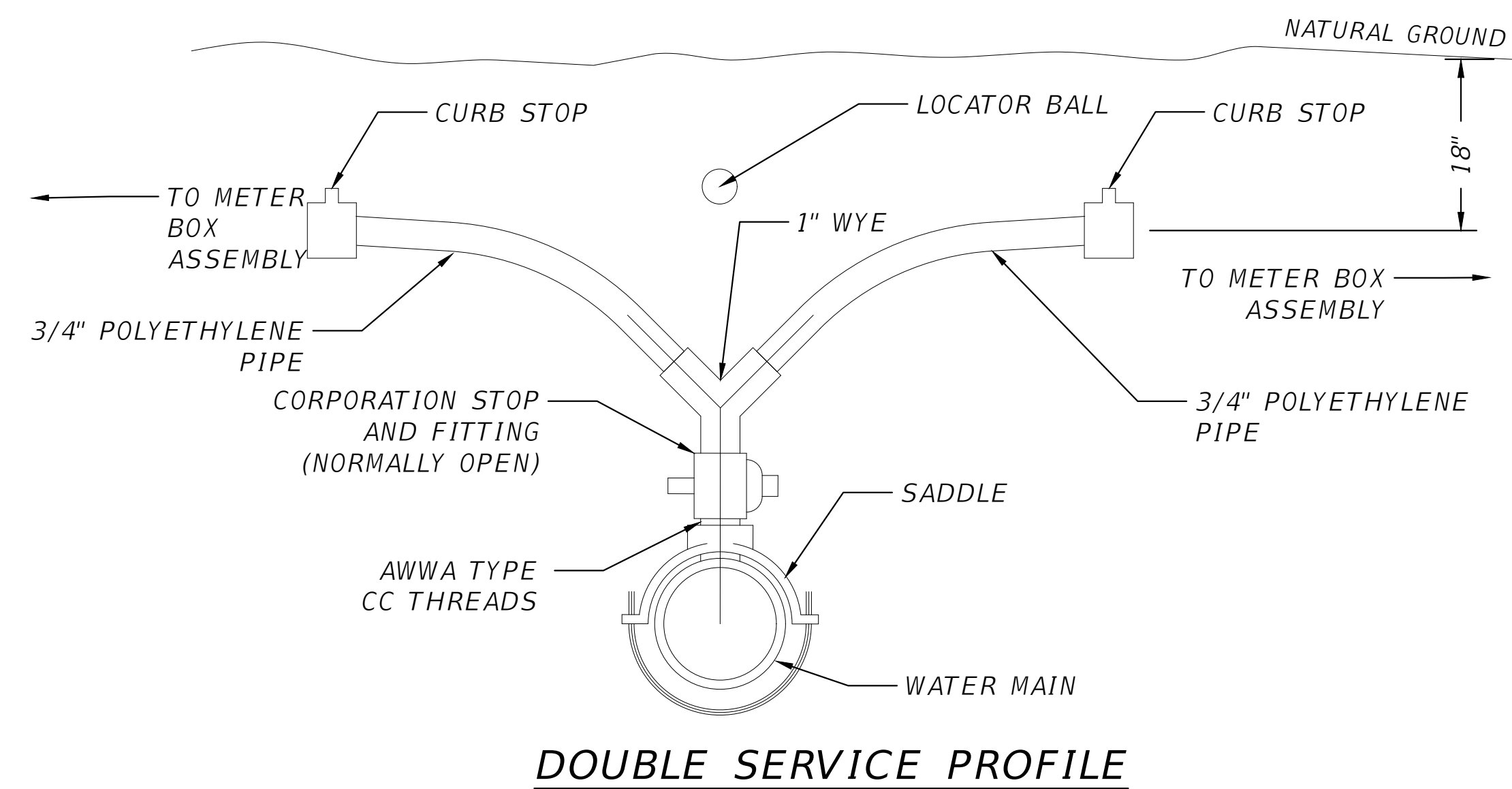
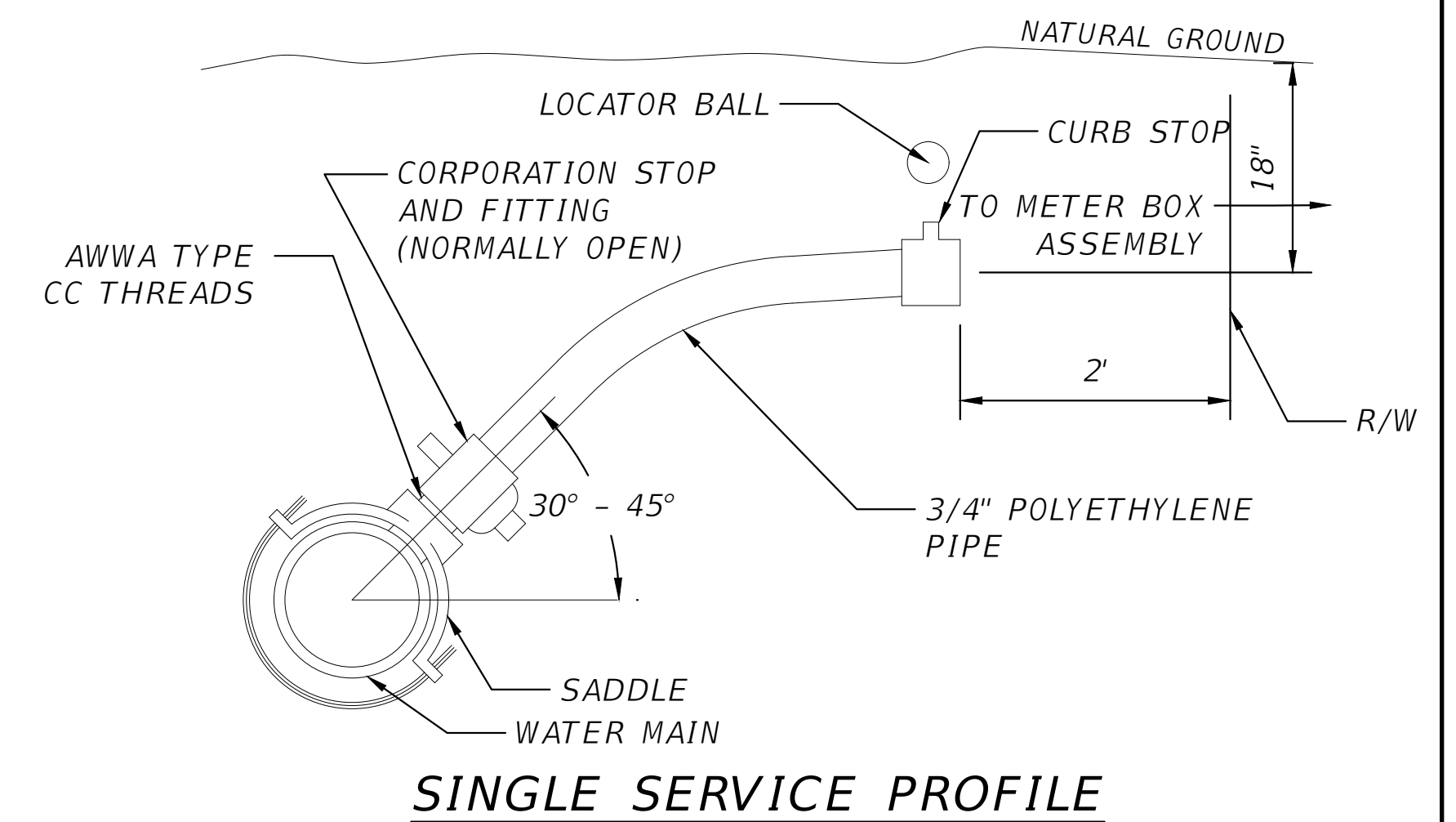
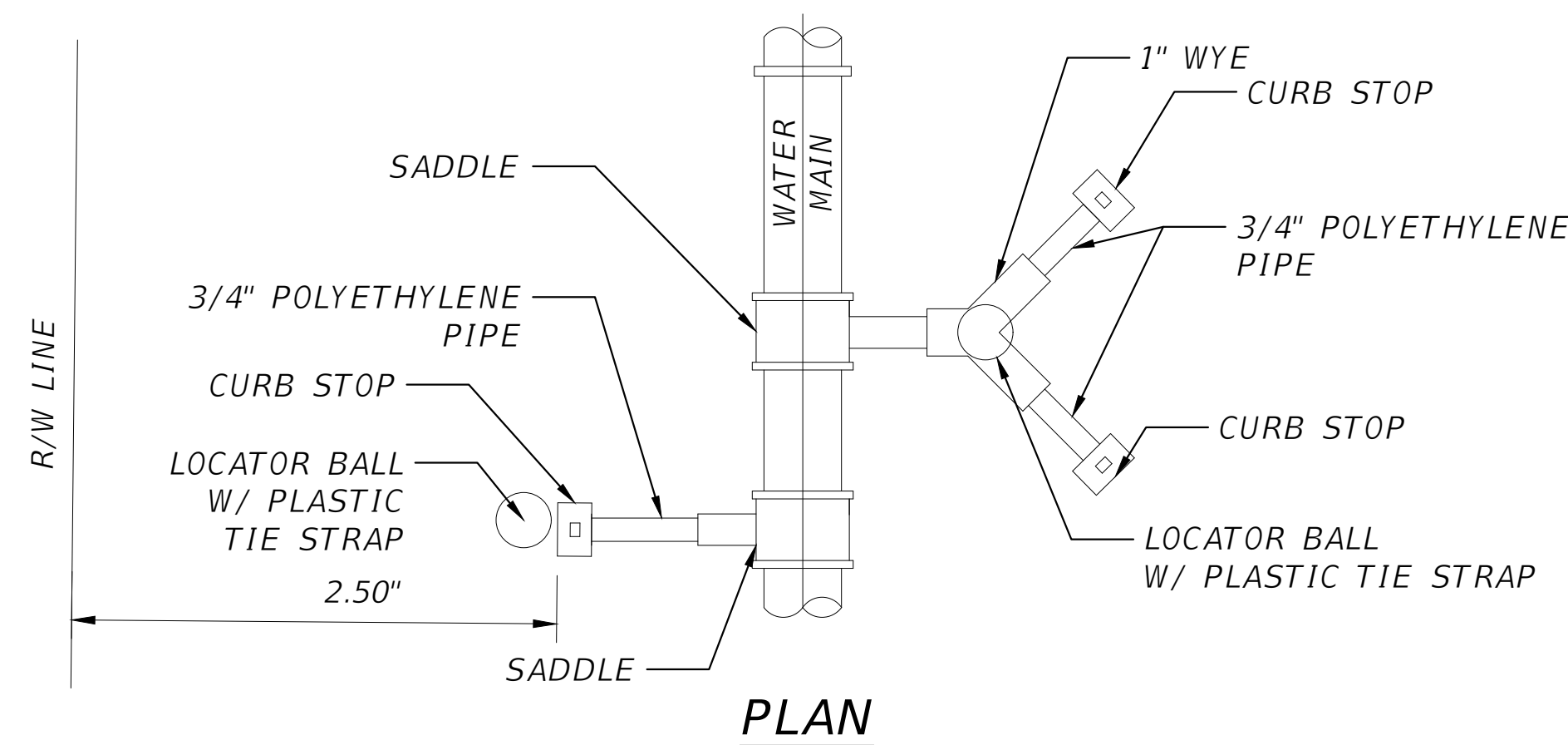
VERTICAL SEPERATION INCLUDING ALT. WATER MAIN



NOTES:

1. THE MINIMUM HORIZONTAL DISTANCE BETWEEN THE OUTSIDE OF A WATER MAIN AND SEWER MAIN SHALL BE 6' WITH A PREFERRED 10' SEPARATION.
2. WHERE A 10 FOOT PARALLEL SEPARATION CANNOT BE MAINTAINED BETWEEN A WATERMAIN AND A SEWER MAIN OR NON-POTABLE WATER MAIN, THEN THE WATER MAIN SHALL BE LAID IN A SEPARATE TRENCH OR ON AN UNDISTURBED EARTH SHELF AT LEAST 6 INCHES ABOVE THE TOP OF THE SEWER MAIN OR NON-POTABLE WATER MAIN. THE HORIZONTAL SEPARATION SHALL BE NO LESS THAN 3'. WHEN A SEWER MAIN AND A WATER MAIN CROSS, THE WATERMAIN SHOULD BE A MINIMUM OF 3' ABOVE OR BELOW THE SEWER.
3. FOR ALL PIPE CROSSINGS, THE PIPE JOINTS SHALL BE ARRANGED SO THAT ALL PIPE JOINTS ARE EQUIDISTANT FROM THE POINT OF CROSSING WITH NO LESS THAN SIX FEET BETWEEN ANY TWO JOINTS.
4. IF THE HORIZONTAL OR VERTICAL CLEARANCE LISTED HEREIN CANNOT BE ACHIEVED THE WATERMAIN CAN BE ENCASED IN 4" OF CONCRETE.

WT08 WATER/SEWER SEPARATION DETAILS
SCALE: N.T.S



NOTES:

1. ALL FITTINGS SHALL BE BRASS WITH COMPRESSION/ PACK JOINT TYPE CONNECTIONS.
2. NO SERVICE LINE SHALL TERMINATE UNDER A DRIVEWAY.
3. EACH SERVICE SHALL TERMINATE AT A CURB STOP WHICH SHALL BE BURIED APPROXIMATELY 3" BELOW FINAL GRADE AND SHALL BE CLEARLY MARKED WITH A 2" x 2" x 18" STAKE WITH THE TOP PAINTED BLUE AND MARKED WITH THE NUMBER OF THE LOT TO BE SERVED.
4. CONTRACTOR SHALL PROVIDE LOCATOR BALLS W/ PLASTIC TIE STRAPS. LOCATOR BALLS SHOULD BE SECURED TO LATERAL W/ TIE STRAP.

WT07 WATER SERVICE CONNECTION DETAILS
SCALE: N.T.S

REVISIONS	
DATE	DESCRIPTION



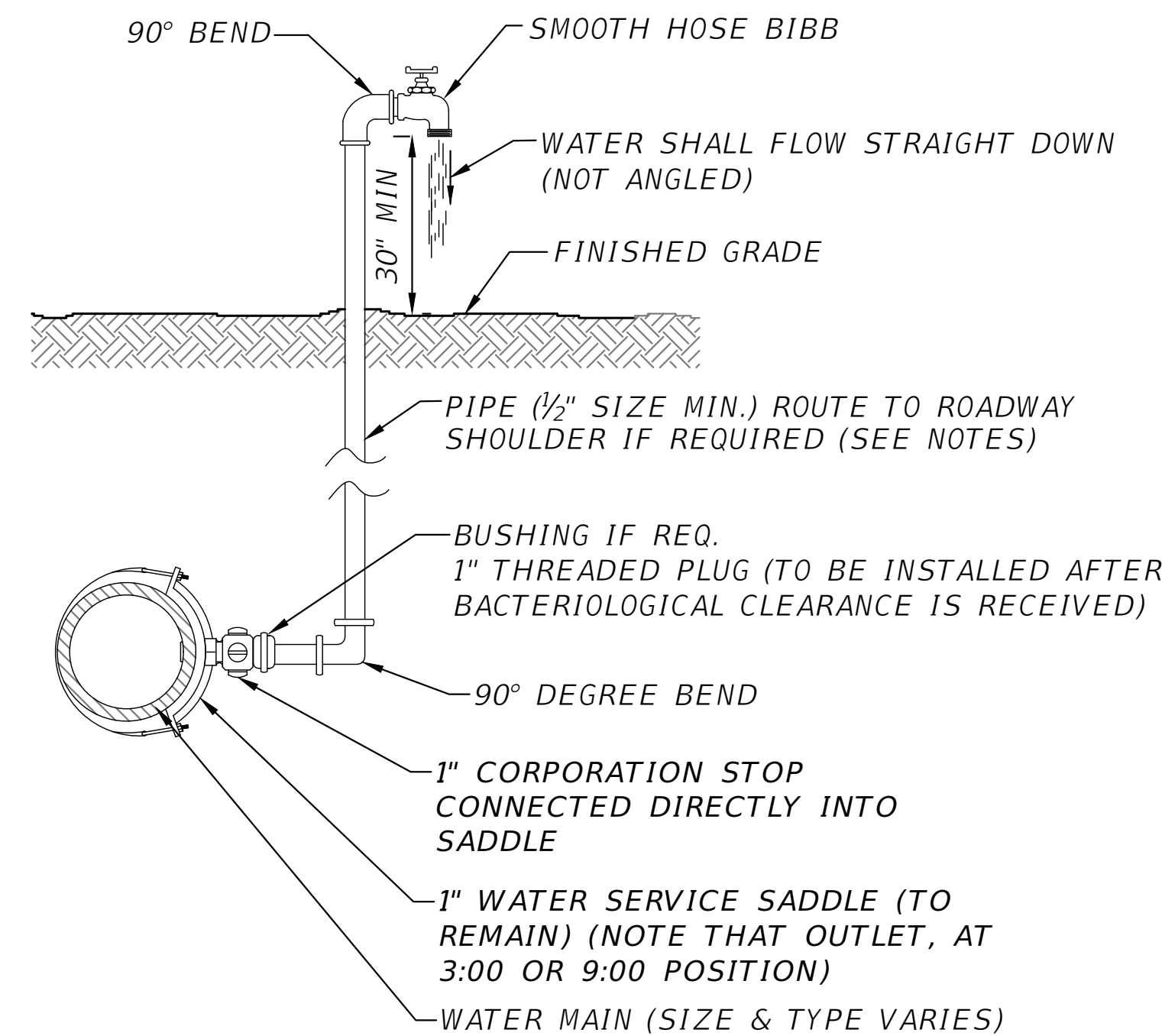
NORTH FLORIDA PROFESSIONAL SERVICES, INC.
P.O. BOX 3823
LAKE CITY, FL 32056
PH. 386-752-4675
LIC NO. LB8356

2551 BLAIRSTONE PINES DR.
TALLAHASSEE, FL 32301
WWW.NFPS.NET
CA# 29011

JOB NUMBER:
L211005TRI
EOR:
GREGORY G. BAILEY
P.E. NO.:
43858

WATER DETAILS
LEGENDS AT LAKE CITY
COLUMBIA COUNTY, FLORIDA

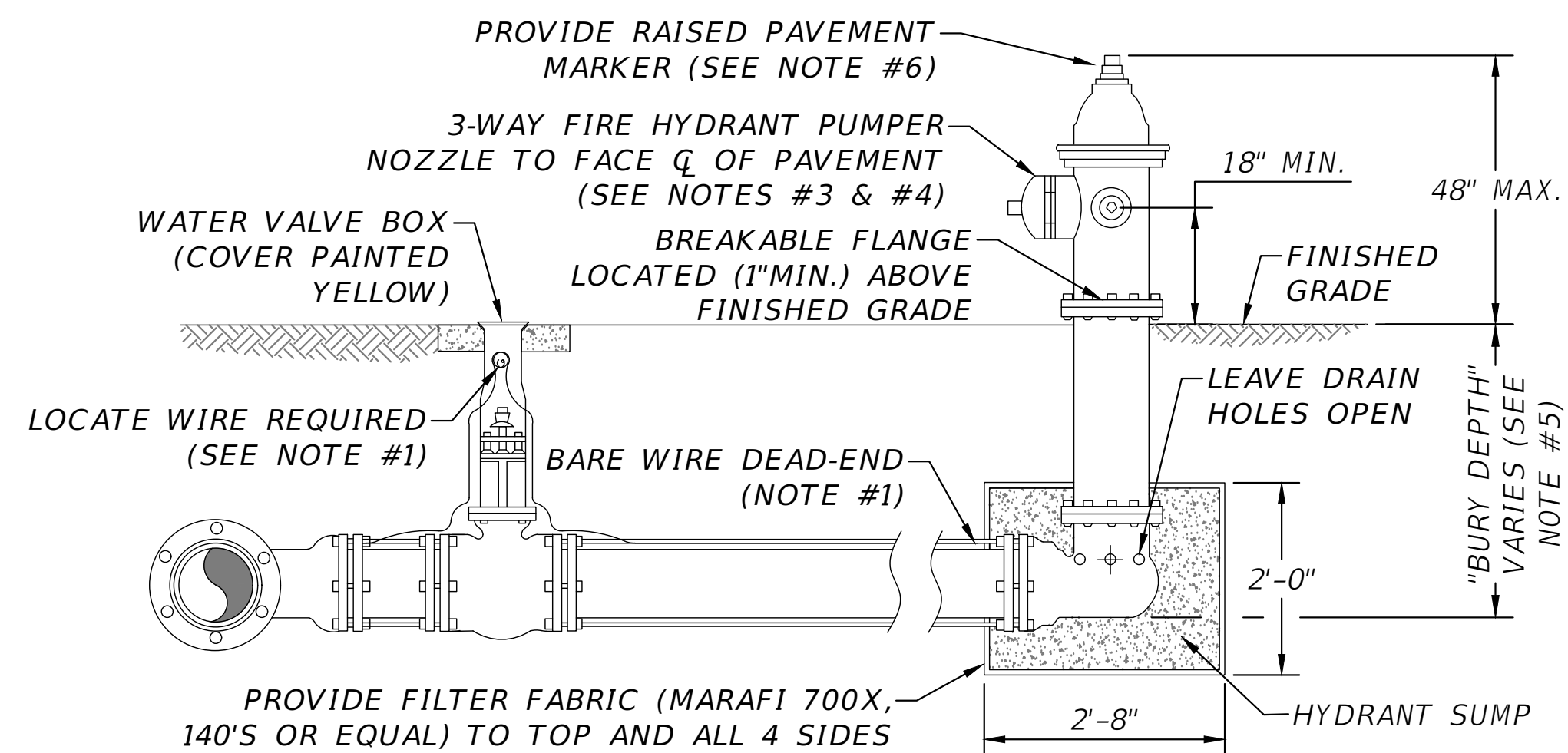
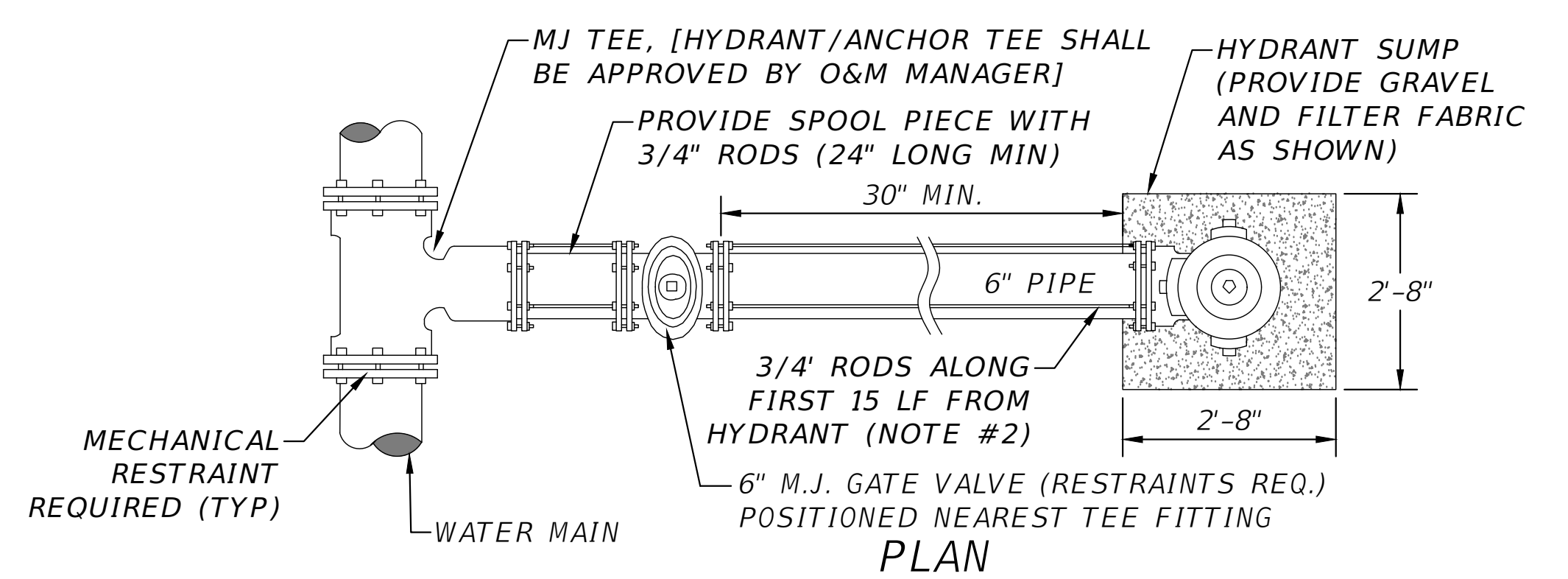
SHEET NO.
C-58



NOTES:

- PIPE AND FITTINGS SHALL BE PVC (SCH. 40) OR GALV. MATERIAL.

WT18 WATER SPIGOT
SCALE: N.T.S



NOTES:

- LOCATE WIRE SHALL BE ROUTED FROM THE VALVE TO THE HYDRANT AS SHOWN ABOVE. THE END OF THE WIRE SHALL BE SECURED TO THE PIPE MAIN. SEE SECTION 350, LOCATE WIRE INSTALLATION PARAGRAPH.
- FIRE HYDRANTS SHALL BE INSTALLED BETWEEN BACK OF CURB AND FACE OF SIDEWALK AND NOT WITHIN SWALE/DITCH AREAS. THE DISTANCE RANGE FROM EDGE OF ADJACENT PAVEMENT, BACK OF CURB AND FACE OF SIDEWALK SHALL BE IN COMPLIANCE WITH LOCAL COUNTY FIRE DEPARTMENT RULES AND AS APPROVED BY JEA AND APPLICABLE PERMITTING AGENCIES. DISTANCE SHALL BE MEASURED TO THE CLOSEST PART OF THE FIRE HYDRANT (I.E. THE PUMPER NOZZLE). THE MAXIMUM DISTANCE (BACK OF CURB) SHALL BE IN COMPLIANCE WITH LOCAL COUNTY FIRE DEPARTMENT RULES AND AS APPROVED BY JEA. FOR OTHER LOCATION LIMITATIONS SEE PLATES W-10 AND W-11. IF PIPING BETWEEN TEE AND HYDRANT IS LONGER THAN 80 LF, AN ADDITIONAL 6" GATE VALVE IS REQUIRED AT THE HYDRANT LOCATION (PROVIDE 30" SEPARATION). ALL PIPING, VALVES AND FITTINGS ALONG THE HYDRANT BRANCH MAIN WHICH IS WITHIN 15 LF OF THE HYDRANT SHALL BE RESTRAINED UTILIZING ONLY TWO 3/4" DIA (THREADED ENDS) STEEL RODS AND EYE BOLTS (NO JOINT RESTRAINT DEVICES REQUIRED). A SPLIT SERRATED RING WITH RESTRAINT EARS (EBAA 15 PF06 OR EQUAL) MAYBE USED IN THIS ASSEMBLY. ALL OTHER JOINTS ALONG THE HYDRANT BRANCH MAIN OUTSIDE OF THE FIRST 15 LF SHALL INCLUDE JOINT RESTRAINTS.
- OPERATION OF THE FIRE HYDRANT SHALL BE EITHER FULL OPEN POSITION OR TOTALLY CLOSED POSITION. THE HYDRANT SHALL NOT BE UTILIZED TO THROTTLE OUTLET FLOW.
- PRIOR TO PROJECT FINAL INSPECTION, THE HYDRANT AND ALL ABOVE GROUND PIPING SHALL BE RE-OILED, GREASED AND REPAINTED (RUS- KIL ENAMEL-INTERNATIONAL YELLOW OR EQUAL). PRIVATELY OWNED AND MAINTAINED FIRE HYDRANTS SHALL BE PAINTED RED.
- FIRE HYDRANTS SHALL BE ORDERED WITH PROPER "BURY DEPTH" TO MEET ACTUAL FIELD CONDITIONS. THIS IS ESPECIALLY IMPORTANT FOR BRANCH LINES WHICH TEE-OFF A 12" OR LARGER WATER MAIN. UNLESS APPROVED OTHERWISE BY JEA, THE INSTALLATION OF (45°) BENDS IS NOT ACCEPTABLE WHEN UTILIZED TO CORRECT AN IMPROPERLY FURNISHED HYDRANT. THE USE OF HYDRANT EXTENSIONS SHOULD BE MINIMIZED.
- BLUE REFLECTIVE MARKERS SHALL BE INSTALLED IN SUCH A MANNER THAT THE REFLECTIVE FACE OF THE MARKER IS PERPENDICULAR TO A LINE PARALLEL TO THE ROADWAY CENTERLINE. THE BLUE REFLECTIVE MARKERS SHALL BE PLACED IN THE CENTER OF THE TRAVEL LANE, DIRECTLY ACROSS FROM AND ADJACENT TO EACH FIRE HYDRANT.

WT24 FIRE HYDRANT INSTALLATION USING MECHANICAL JOINT TEE
SCALE: N.T.S

REVISIONS	
DATE	DESCRIPTION



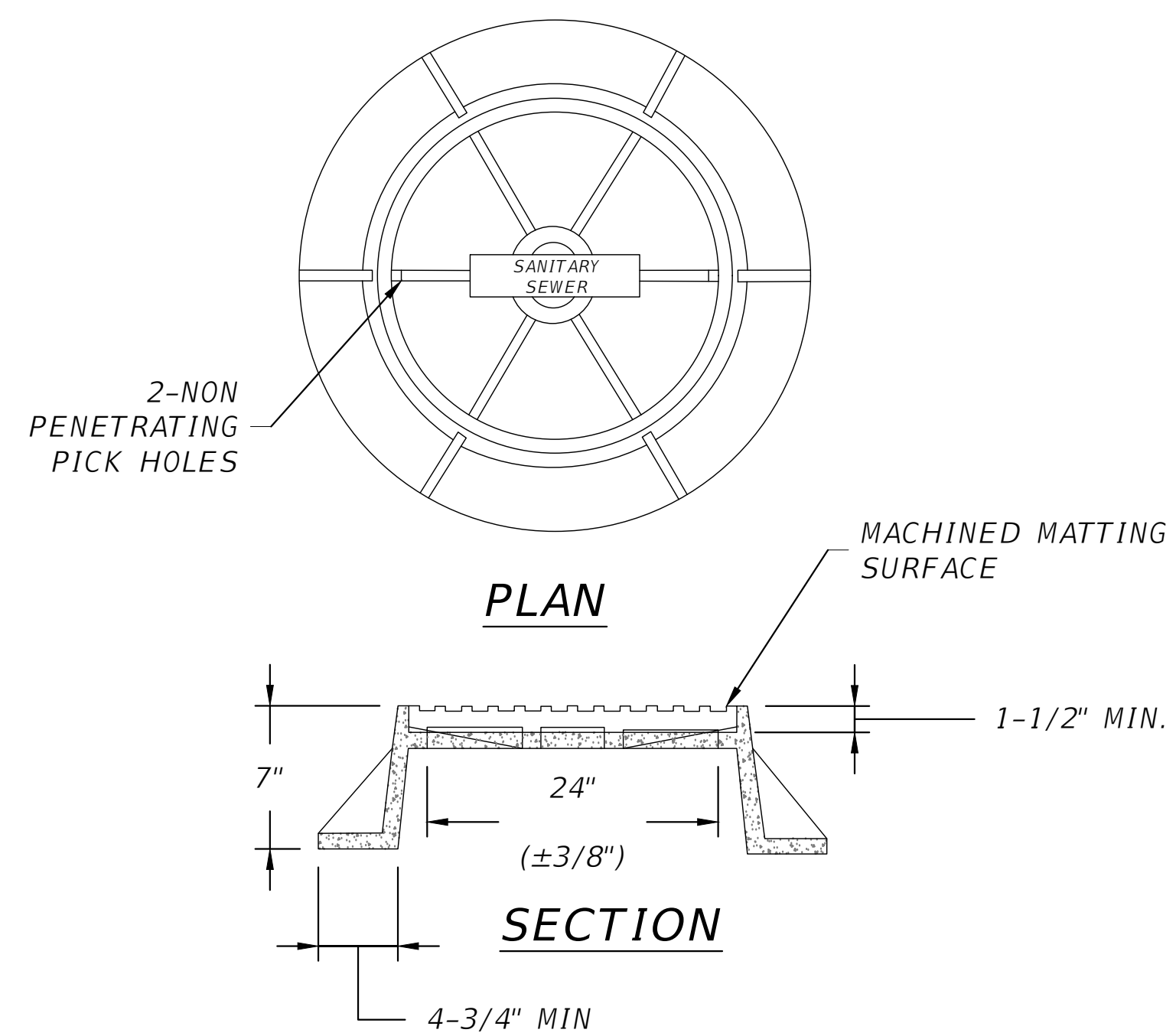
NORTH FLORIDA PROFESSIONAL SERVICES, INC.
 P.O. BOX 3823
 LAKE CITY, FL 32056
 PH. 386-752-4675
 LIC NO. LB8356

2551 BLAIRSTONE PINES DR.
 TALLAHASSEE, FL 32301
 WWW.NFPS.NET
 CA# 29011

JOB NUMBER:
L211005TRI
 EOR:
GREGORY G. BAILEY
 P.E. NO.:
43858

WATER DETAILS
LEGENDS AT LAKE CITY
COLUMBIA COUNTY, FLORIDA

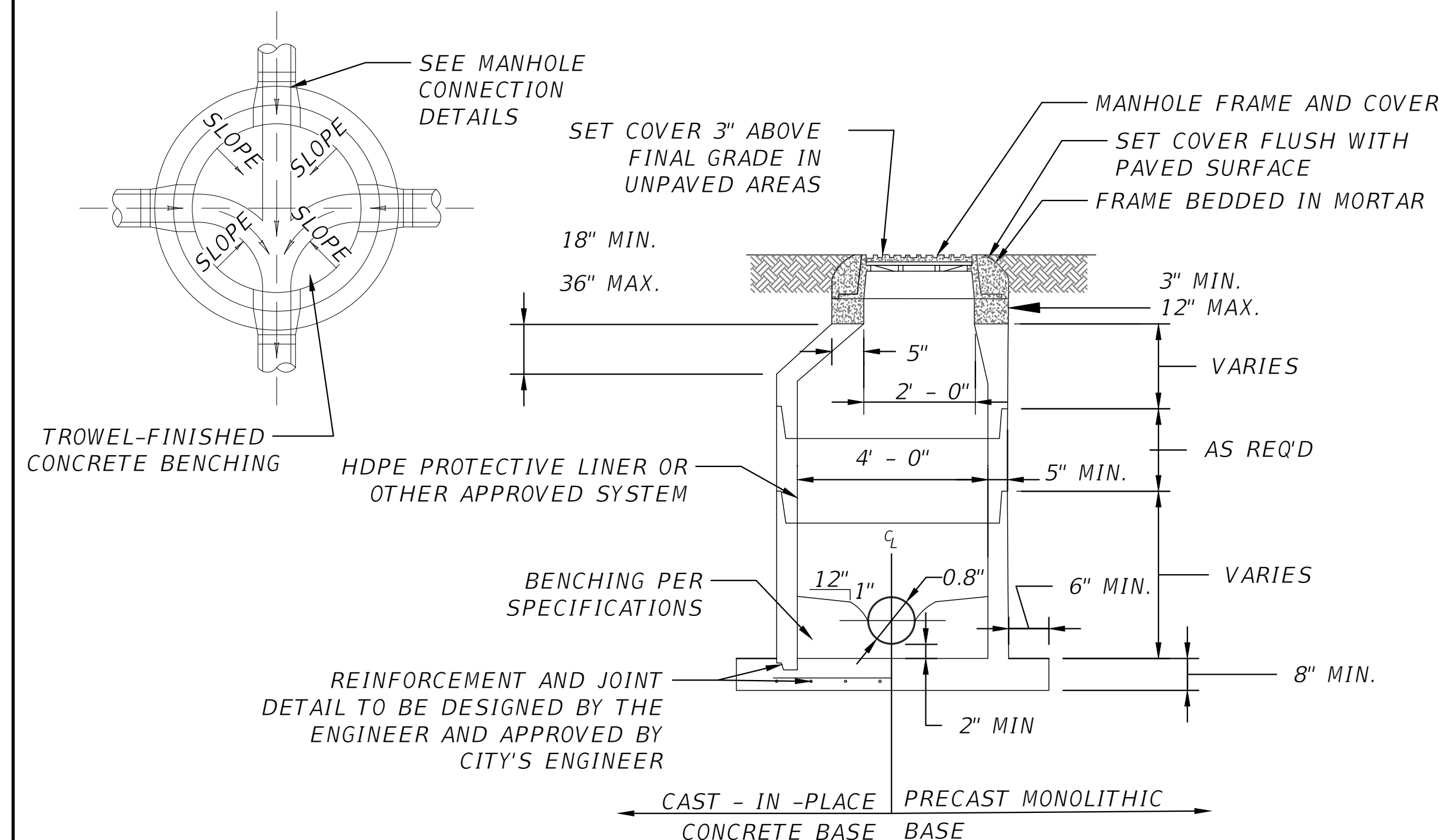
SHEET NO.
C-59



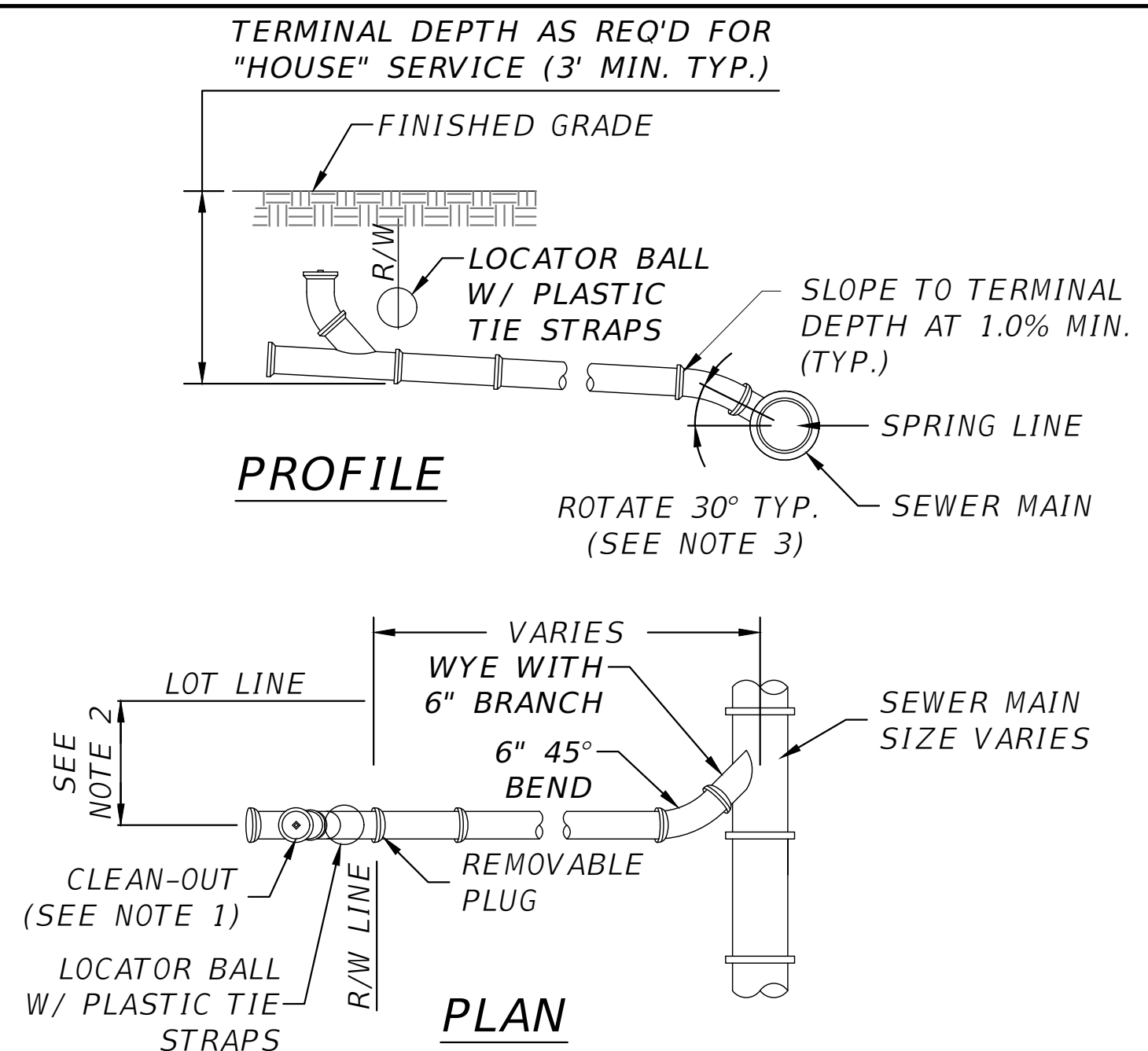
SN04 STANDARD MANHOLE COVER DETAIL
SCALE: N.T.S

NOTES:

1. MANHOLE SHOWN IS FOR SEWER SIZE 8" THRU 18", MANHOLE DIAMETER FOR SEWERS GREATER THAN 18" SHALL BE AS APPROVED BY CITY'S ENGINEERS.
2. DROP CONNECTIONS ARE REQUIRED WHENEVER INVERT OF INFLUENT SEWER IS 24" OR MORE ABOVE THE INVERT OF THE MANHOLE. SEE MANHOLE CONNECTION DETAILS.
3. APPROVED CONCENTRIC CONE DESIGN MAY BE USED AS AN ALTERNATIVE.
4. ALL MANHOLES SHALL HAVE HDPE PROTECTIVE LINERS OR OTHER APPROVED SYSTEM.



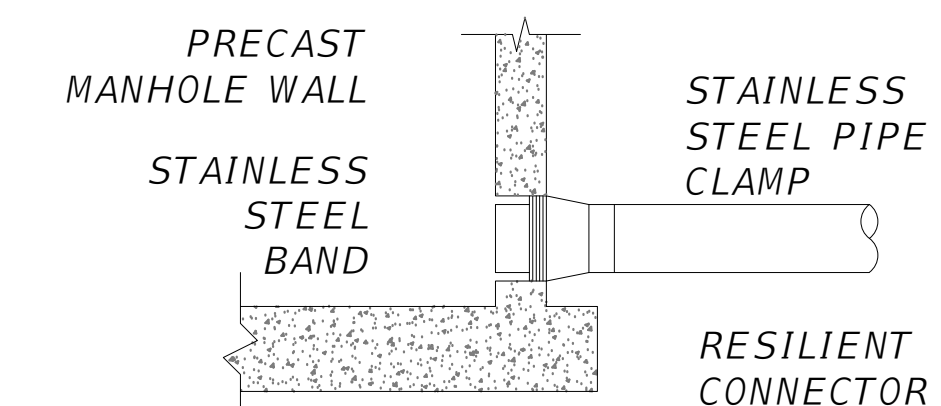
SN05 PRECAST CONCRETE MANHOLE DETAIL
SCALE: N.T.S



NOTES:

1. CLEAN-OUT (SHOWN LIGHTER) SHALL BE INSTALLED BY THE BUILDER IN ACCORDANCE WITH STANDARD PLUMBING CODE.
2. LOCATE SINGLE LATERAL AS CLOSE TO LOT LINE AS POSSIBLE, 25' MAXIMUM.
3. INVERT OF SERVICE LATERAL SHALL NOT ENTER SEWER MAIN BELOW SPRING LINE.
4. CONTRACTOR SHALL PROVIDE LOCATOR BALLS W/PLASTIC TIE STRAPS. LOCATOR BALLS SHALL BE SECURED TO LATERAL W/PLASTIC TIE STRAPS.

SN02 SANITARY SEWER SERVICE LATERALS
SCALE: N.T.S



NOTES:

1. MANHOLE SHOWN IS FOR SEWER SIZE 8" THRU 24".
2. APPROVED CONCENTRIC CONE DESIGN MAY BE USED AS AN ALTERNATIVE.
3. BOTH THE INTERIOR AND EXTERIOR SURFACES OF THE MANHOLE SHALL BE COATED WITH EPOXY COAL TAR. DO NOT COAT JOINT OR PIPE OPENING SURFACES.
4. DROP CONNECTIONS ARE REQUIRED WHENEVER INVERT OF INFLUENT SEWER IS 24" OR MORE ABOVE THE INVERT OF THE MANHOLE. SEE DETAIL.
5. DROP PIPE AND FITTINGS SHALL BE OF EQUAL SIZE AND MATERIAL AS THE INFLUENT SEWER.

SN07 STANDARD MANHOLE CONNECTION DETAIL
SCALE: N.T.S

REVISIONS	
DATE	DESCRIPTION



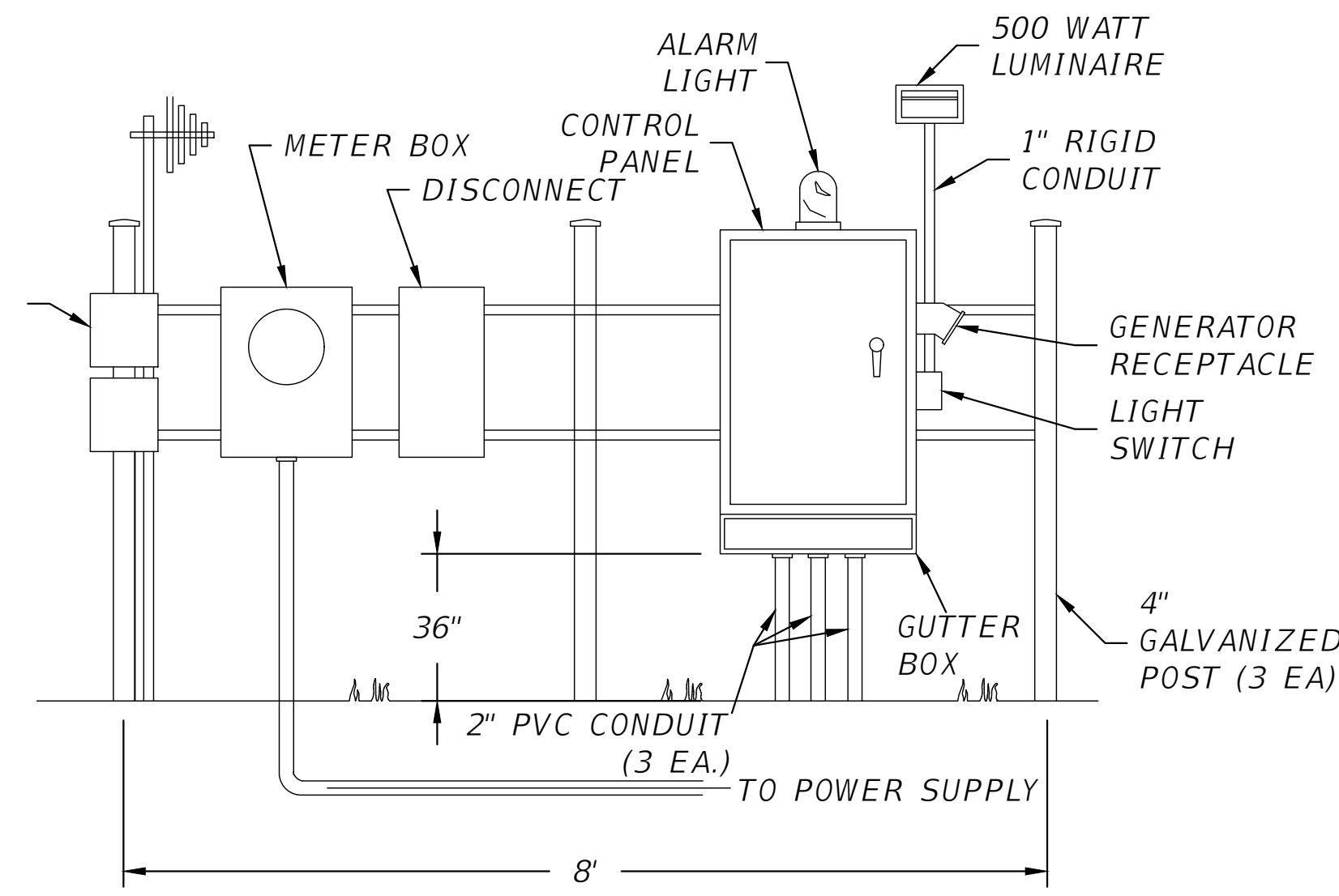
NORTH FLORIDA PROFESSIONAL SERVICES, INC.
 P.O. BOX 3823
 LAKE CITY, FL 32056
 PH. 386-752-4675
 LIC NO. LB8356

2551 BLAIRSTONE PINES DR.
 TALLAHASSEE, FL 32301
 WWW.NFPS.NET
 CA# 29011

JOB NUMBER:
 L211005TRI
 EOR:
 GREGORY G. BAILEY
 P.E. NO.:
 43858

SANITARY DETAILS
LEGENDS AT LAKE CITY
COLUMBIA COUNTY, FLORIDA

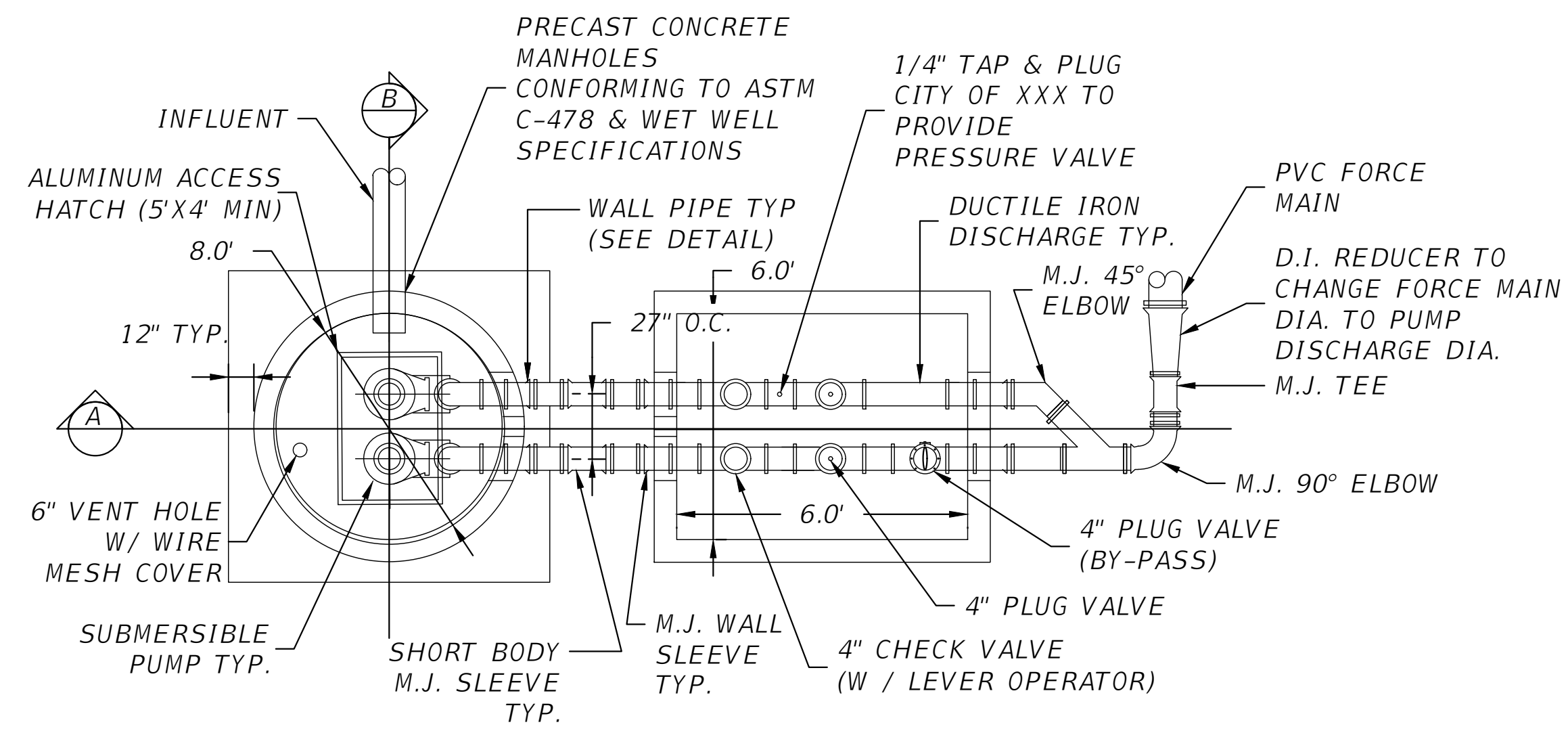
SHEET NO.
C-60



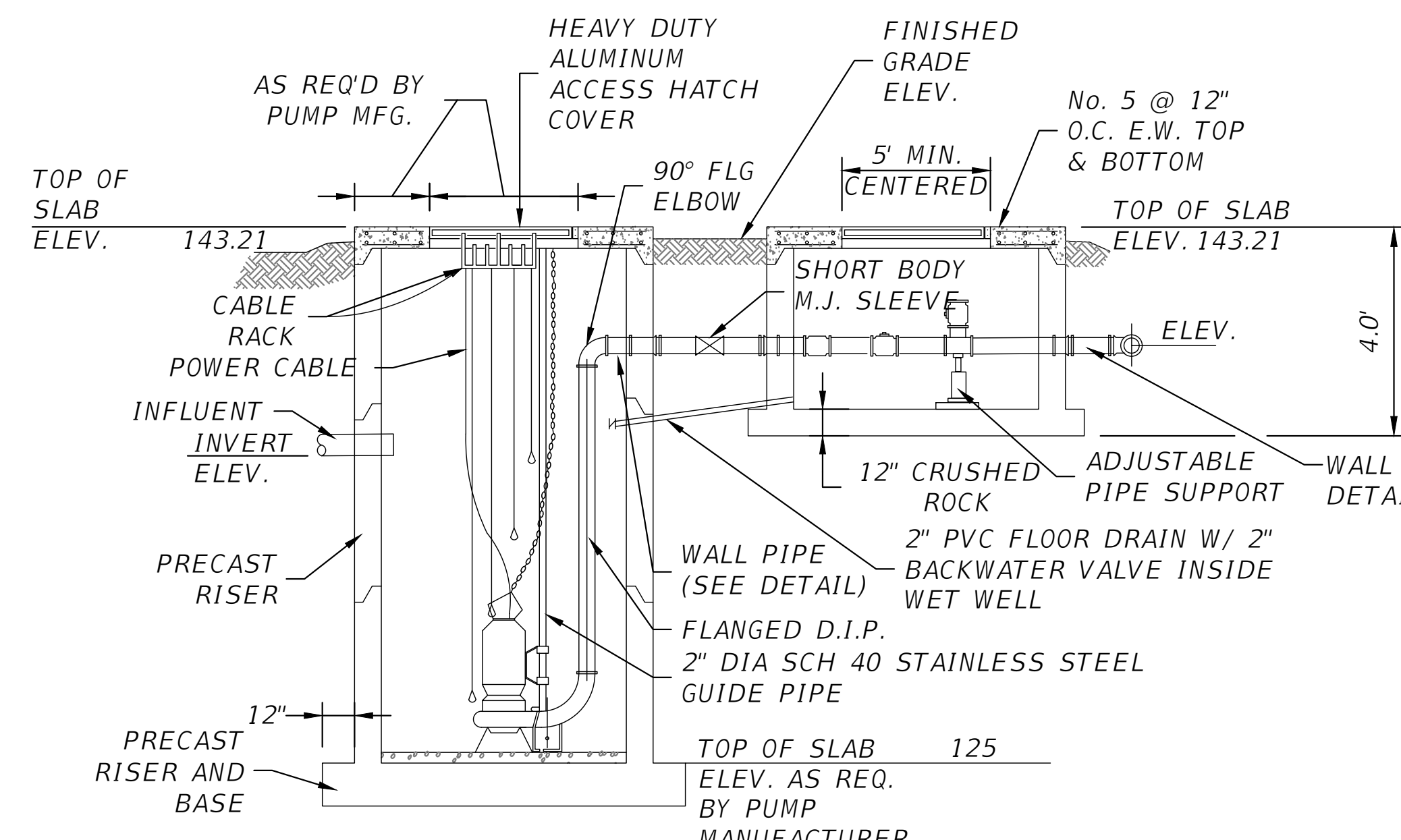
CONTROL PANEL

CONTROL PANEL NOTES:

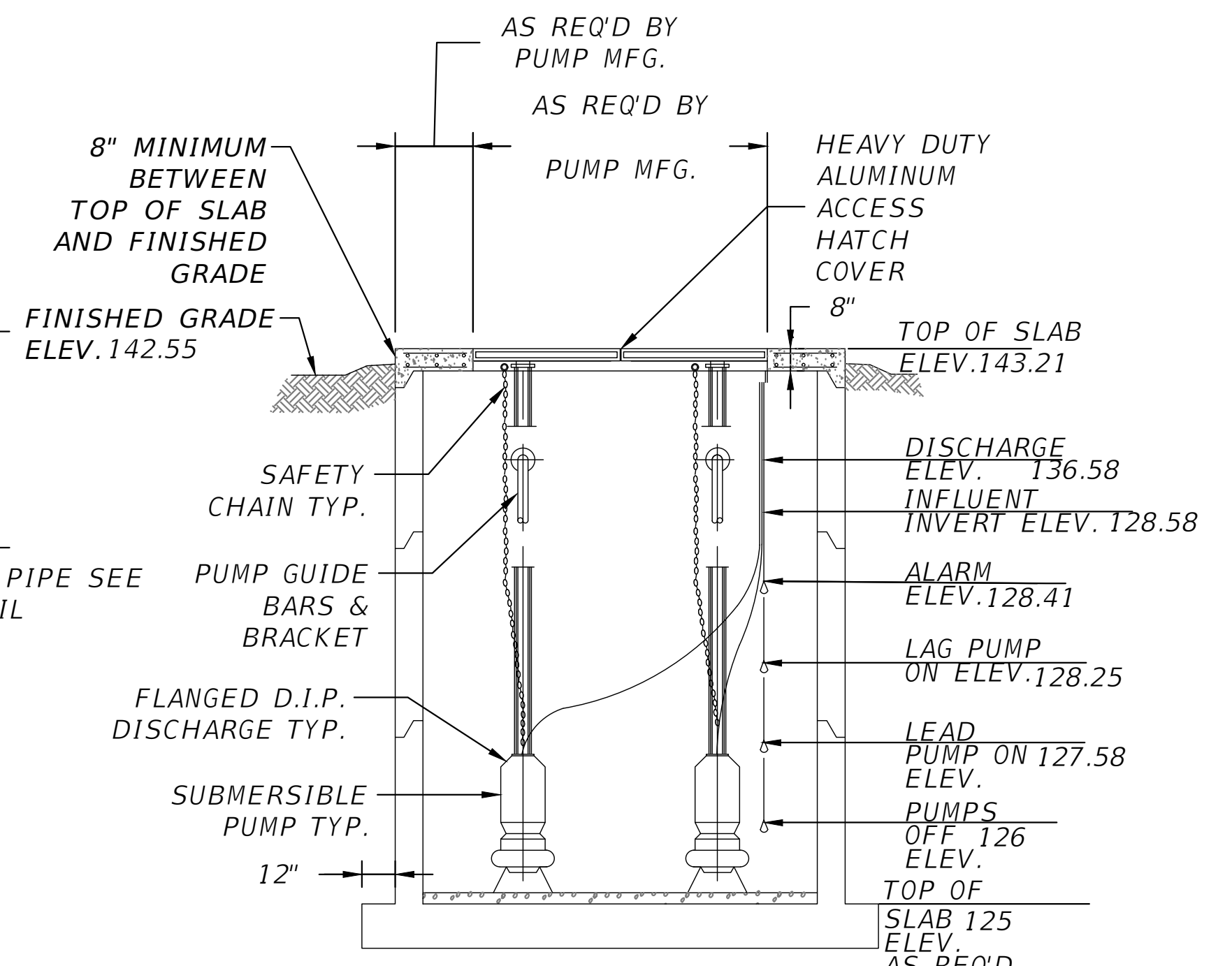
- CONTROL PANEL ASSEMBLY SHALL BE LOCATED AT PUMP STATION SITE.
- PUMP CONTROL PANEL SHALL BE SUPPLIED BY PUMP MANUFACTURER AND GENERALLY CONSIST OF A 30"W X 36"H NEMA TYPE 4X ENCLOSURE CONSTRUCTED OF 304 STAINLESS STEEL AND UL LISTED.
- A 12"x12"x30" 304 STAINLESS STEEL GUTTER BOX SHALL BE ATTACHED TO THE CONTROL PANEL BY COMPRESSION CORD CONNECTORS ONLY (SIZED FOR THE PUMP, SEAL, AND CONTROL LEADS). NO SEAL OFF FITTINGS SHALL BE INSTALLED IN THE CONDUITS. AN EFFECTIVE SEAL SHALL BE MADE BETWEEN THE CONTROL PANEL AND THE GUTTER BOX.
- CONTRACTOR SHALL INSTALL ALL MOUNTING COMPONENTS (GALVANIZED POSTS, UNISTRUTS, ETC.), CONTROL PANEL, GUTTER BOX, PVC CONDUITS TO WET WELL, POLE LIGHT AND SWITCH, METER BOX AND DISCONNECT, AND POWER CONNECT TO NEAREST POWER SUPPLY.



PLAN



A SECTION



B SECTION

SN10 CONCRETE LIFTSTATION DETAILS
SCALE: N.T.S

REVISIONS	
DATE	DESCRIPTION



NORTH FLORIDA PROFESSIONAL SERVICES, INC.
P.O. BOX 3823
LAKE CITY, FL 32056
PH. 386-752-4675
LIC NO. LB8356

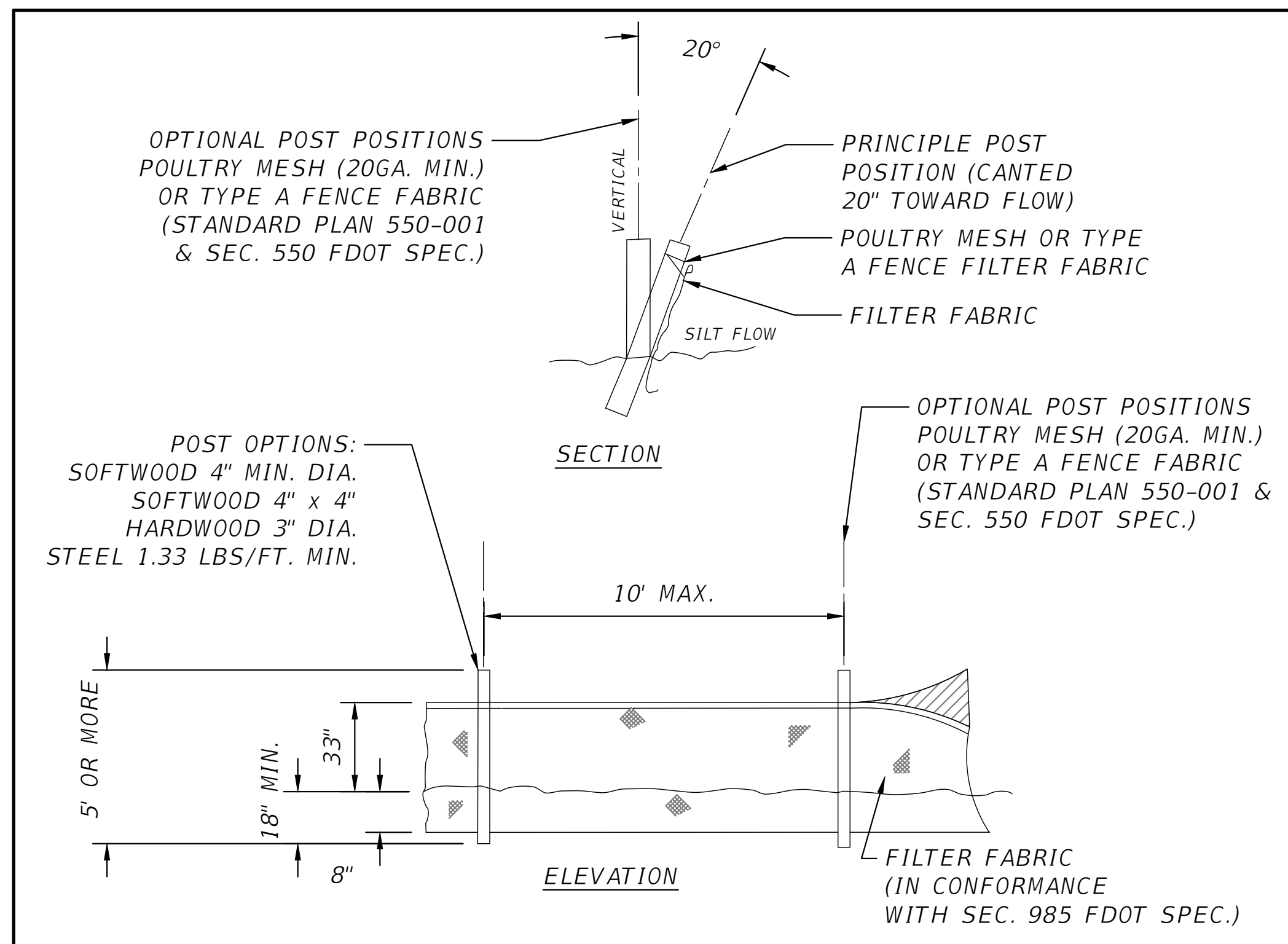
2551 BLAIRSTONE PINES DR.
TALLAHASSEE, FL 32301
WWW.NFPS.NET
CA# 29011

JOB NUMBER:
L211005TRI
EOR:
GREGORY G. BAILEY
P.E. NO.:
43858

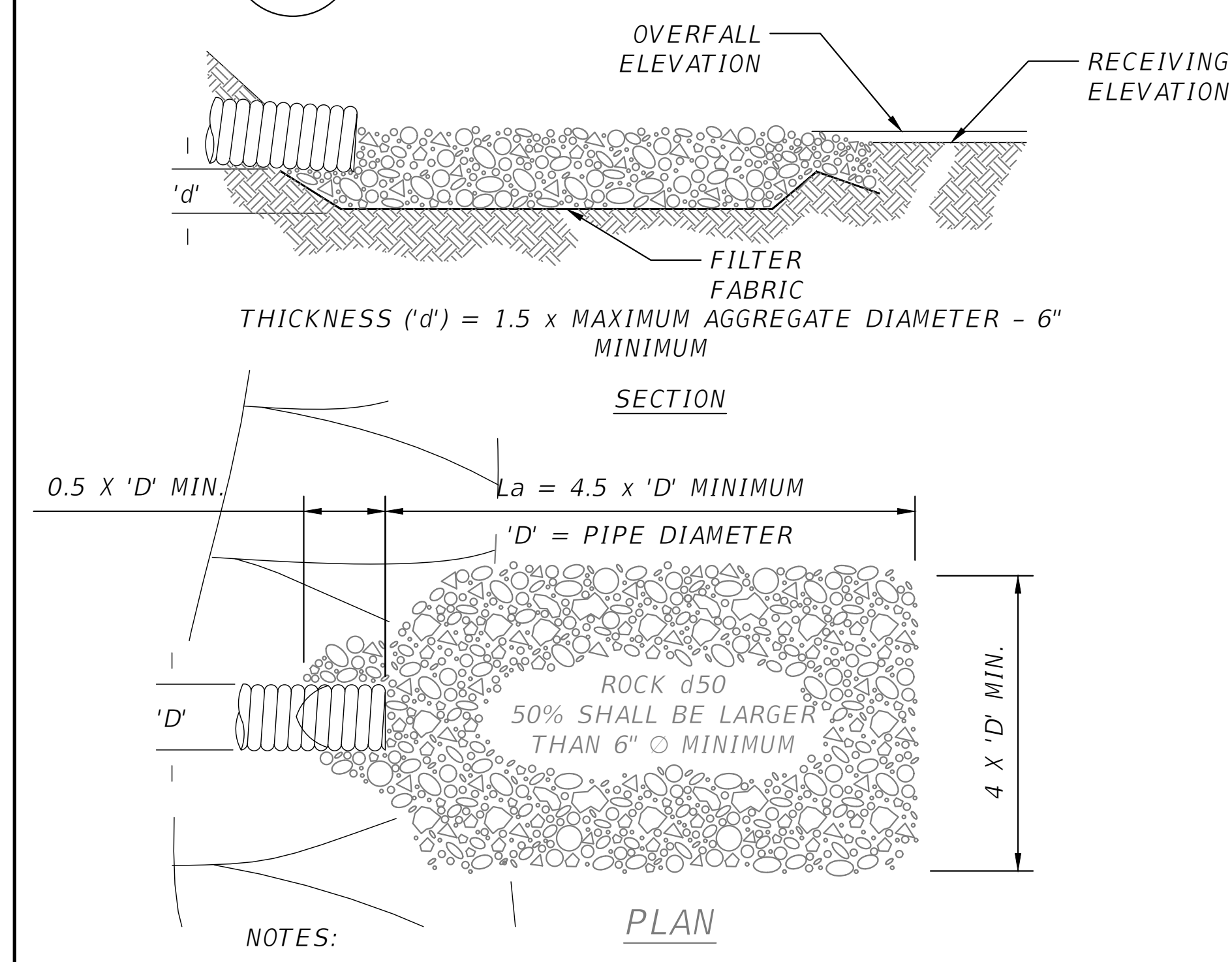
SANITARY DETAILS
LEGENDS AT LAKE CITY
COLUMBIA COUNTY, FLORIDA

SHEET NO.
C-61

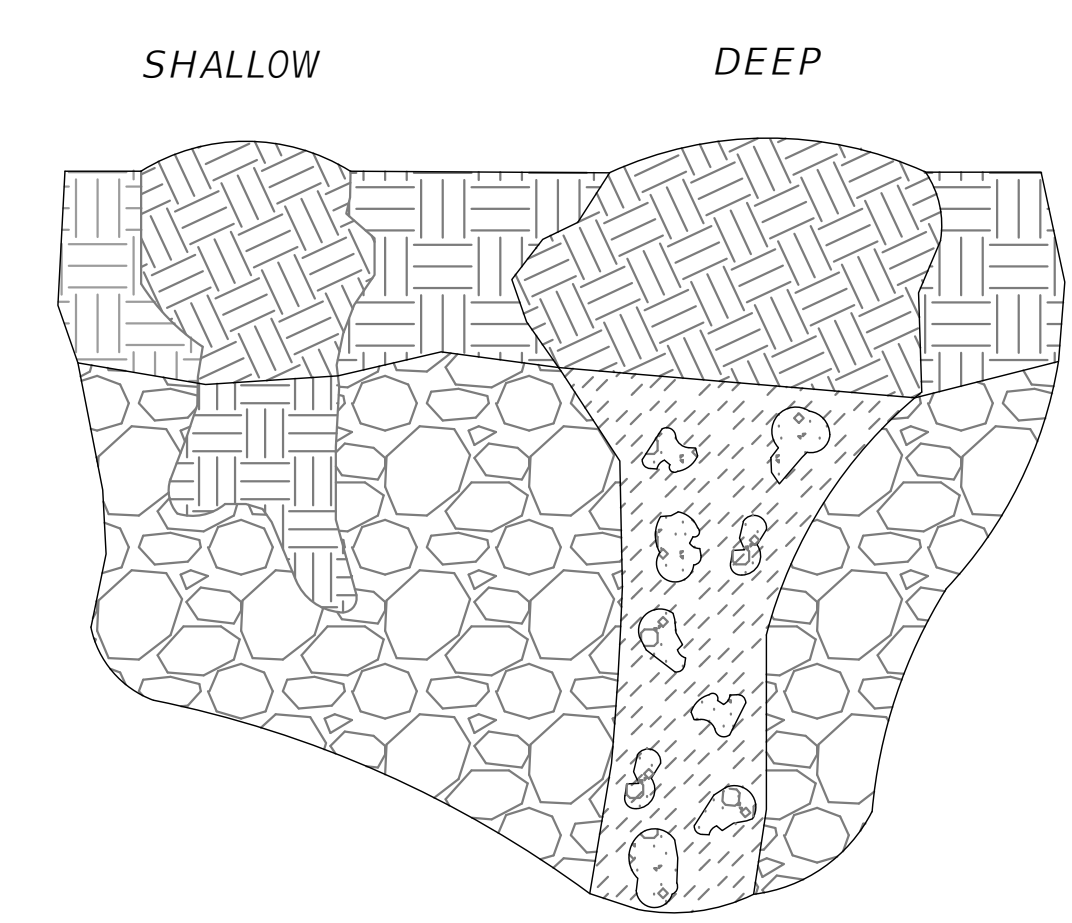
THIS ITEM HAS BEEN DIGITALLY SIGNED AND SEALED BY GREGORY G. BAILEY, ON THE DATE ADJACENT TO THE SEAL. PRINTED COPIES OF THIS DOCUMENT ARE NOT CONSIDERED SIGNED AND SEALED AND THE SIGNATURE MUST BE VERIFIED ON ANY ELECTRONIC COPIES.



ER18 TYPE IV SILT FENCE
SCALE: N.T.S.

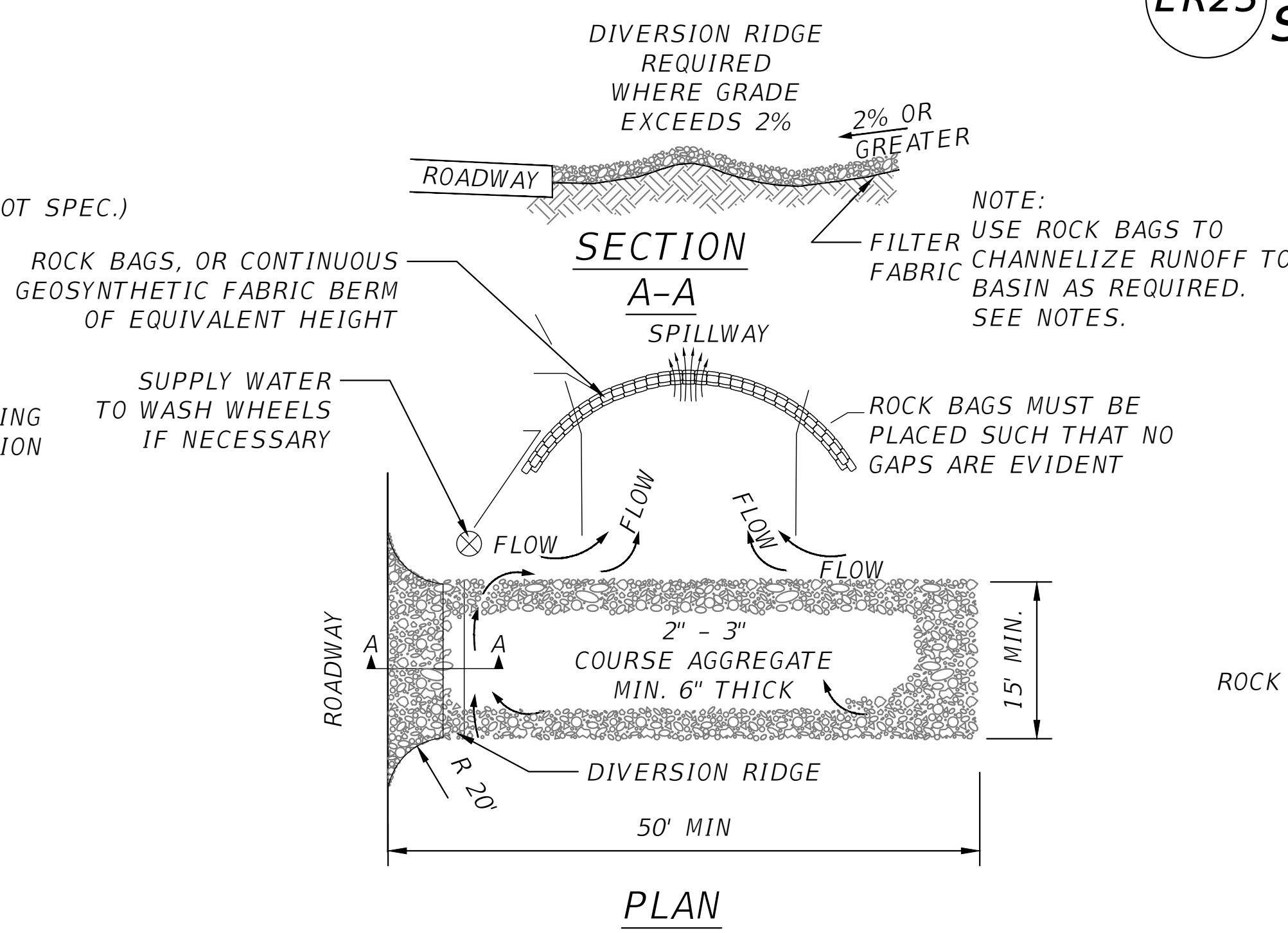


ER11 ENERGY DISSIPATOR DETAIL
SCALE: N.T.S.



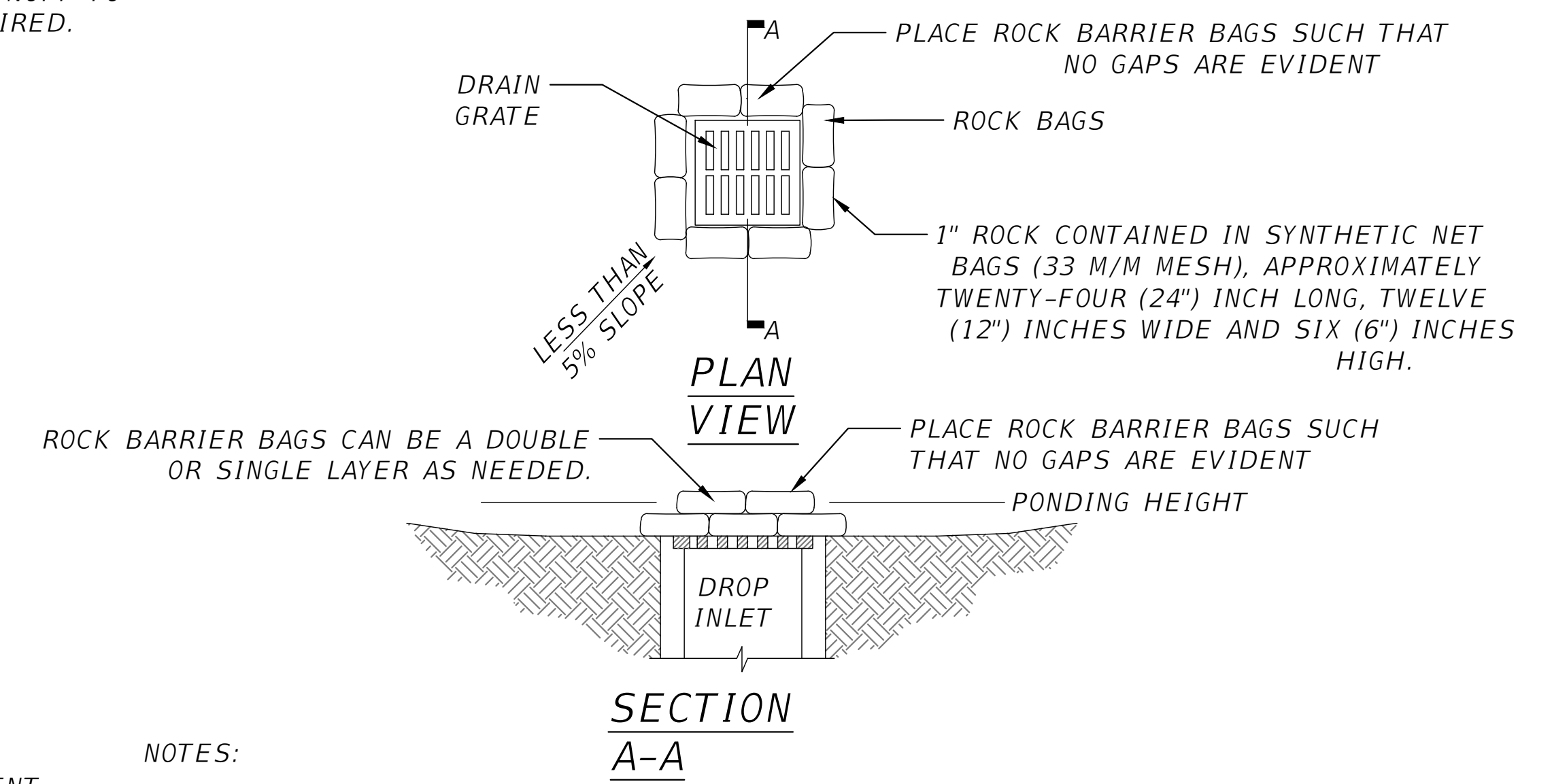
ER23 KARST FEATURE REPAIR DETAIL
SCALE: N.T.S.

- NOTES:
THE FOLLOWING SHALL BE PERFORMED IN THE EVENT ANY KARST FEATURES FORM DURING CONSTRUCTION - E.G. SOLUTION CAVITIES, CHIMNEYS, SINKHOLES.
1. NOTIFY THE WATER MANAGEMENT DISTRICT AND THE APPLICABLE MUNICIPAL OR COUNTY PUBLIC WORKS IMMEDIATELY WHEN THE FEATURES ARE ENCOUNTERED. THE METHOD OF REPAIR SHALL BE SUBMITTED FOR REVIEW, COMMENT, AND APPROVAL PRIOR TO ATTEMPTING ANY REPAIR.
 2. SHALLOW KARST FEATURES ARE TYPICALLY LESS THAN 5' DEEP AND ONLY HAVE SMALL VOIDS IN THE LIMESTONE. THE FEATURE CAN BE REPAIRED BY BACKFILLING WITH A LOWER PERMEABILITY MATERIAL SUCH AS CLAYEY-SAND OR CLAY. COMPACT THE BACKFILL AND CREATE A SMALL MOUND SLIGHTLY ABOVE GRADE TO ACCOUNT FOR SETTLING.
 3. DEEP KARST FEATURES SHALL BE REPAIRED MORE PERMANENTLY. EXCAVATE THE FEATURE TO THE LIMESTONE BEDROCK. PLUG VOIDS IN THE BEDROCK WITH CLEAN GROUT. BACKFILL OVER THE PLUG WITH A LOWER-PERMEABILITY MATERIAL SUCH AS CLAYEY-SAND OR CLAY. COMPACT THE BACKFILL TO GRADE.



ER04 TEMPORARY CONSTRUCTION ENTRANCE
SCALE: N.T.S.

- NOTES:
1. THE ENTRANCE SHALL BE MAINTAINED IN A CONDITION THAT WILL PREVENT TRACKING OR FLOWING OF SEDIMENT ONTO PUBLIC RIGHT-OF-WAYS. THIS MAY REQUIRE TOP DRESSING, REPAIR AND/OR CLEANOUT OF ANY MEASURES USED TO TRAP SEDIMENT.
 2. WHEN NECESSARY, WHEELS SHALL BE CLEANED PRIOR TO ENTRANCE ONTO PUBLIC RIGHT-OF-WAY.
 3. WHEN WASHING IS REQUIRED, IT SHALL BE DONE ON AN AREA STABILIZED WITH CRUSHED STONE THAT DRAINS INTO AN APPROVED SEDIMENT TRAP OR SEDIMENT BASIN.
 4. ROCK BAGS OR SANDBAGS SHALL BE PLACED SUCH THAT NO GAPS ARE EVIDENT.



ER08 ROCK BAG INLET SEDIMENT BARRIER
SCALE: N.T.S.

- NOTES:
1. DROP INLET SEDIMENT BARRIERS ARE TO BE USED FOR SMALL, NEARLY LEVEL DRAINAGE AREAS. (LESS THAN 5%.)
 2. A "REASONABLE" DESIGN SIZE PARTICLE TO CAPTURE MUST BE SELECTED.
 3. SIZE DISTRIBUTION OF UPSTREAM SOIL PARTICLES MUST BE EVALUATED.
 4. INFLOW AND OUTFLOW FROM THE SYSTEM FOR A SPECIFIC FREQUENCY STORM MUST BE KNOWN.
 5. POND VOLUME IS DIRECTLY PROPORTIONAL TO THE DISCHARGE RATE OF WATER FROM THE SYSTEM.
 6. POND VOLUME IS INVERSELY PROPORTIONAL TO THE MASS OF THE DESIGN SIZE SUSPENDED PARTICLE.
 7. A SYSTEM MUST PROVIDE SUFFICIENT FLOW TO ALLOW FOR DEPOSITION OF DESIGN SIZE PARTICLES.
 8. THE PONDING HEIGHT MUST BE WELL BELOW THE GROUND ELEVATION DOWNSLOPE TO PREVENT RUNOFF FROM BYPASSING THE INLET. A TEMPORARY DIKE MAY BE NECESSARY ON THE DOWNSLOPE SIDE OF THE STRUCTURE.

REVISIONS	
DATE	DESCRIPTION



NORTH FLORIDA PROFESSIONAL SERVICES, INC.
P.O. BOX 3823
LAKE CITY, FL 32056
PH. 386-752-4675
LIC NO. LB8356

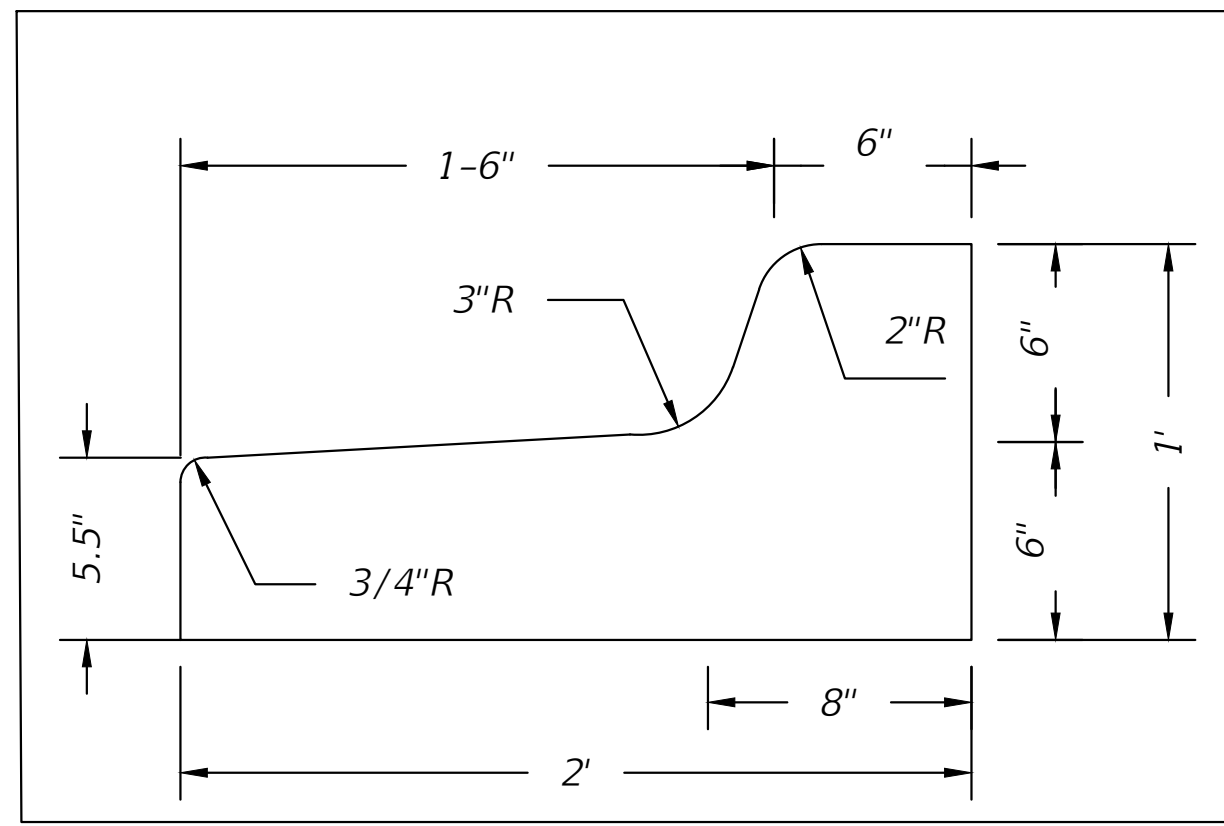
2551 BLAIRSTONE PINES DR.
TALLAHASSEE, FL 32301
WWW.NFPS.NET
CA# 29011

JOB NUMBER:
L211005TRI
EOR:
GREGORY G. BAILEY
P.E. NO.:
43858

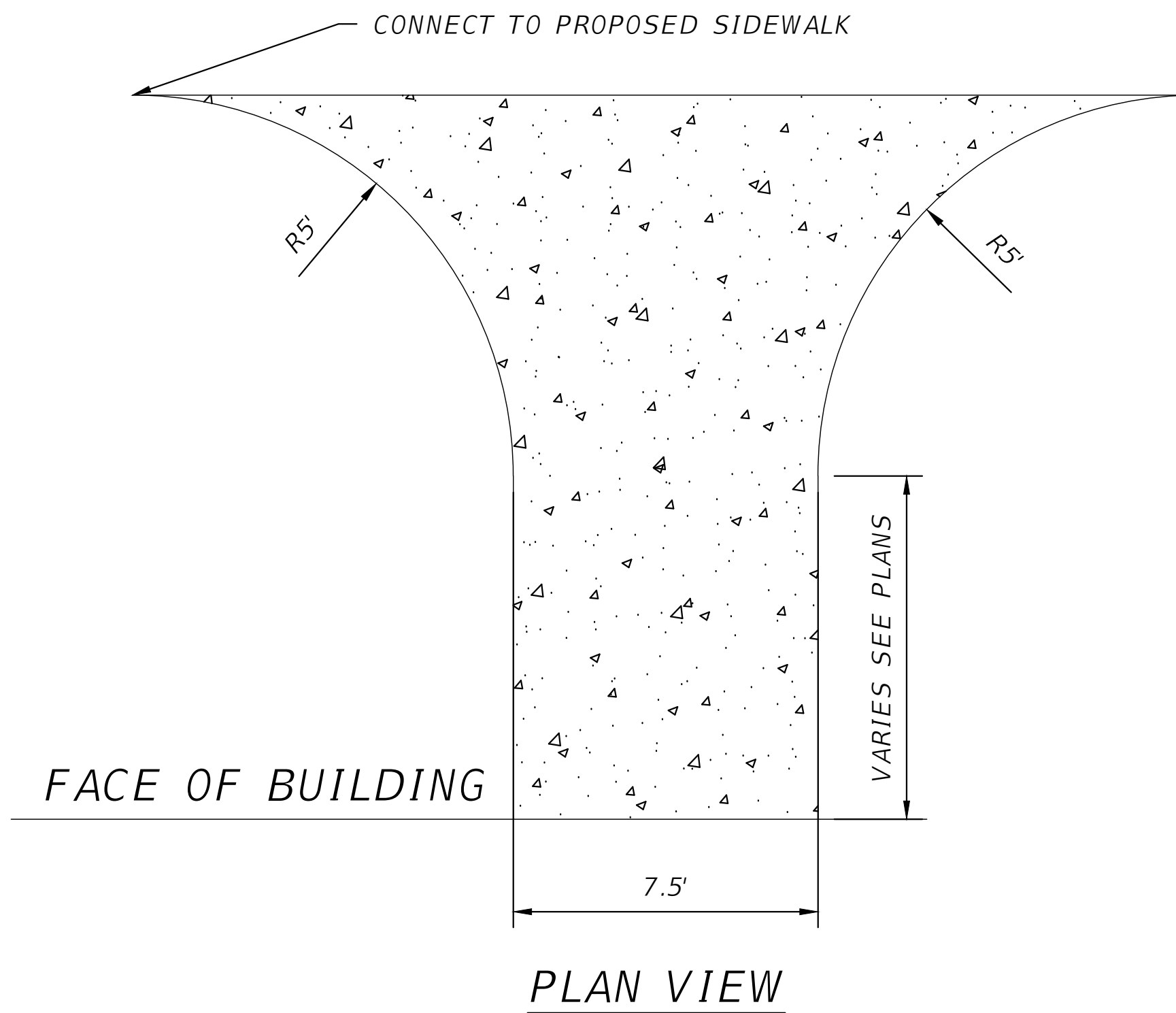
EROSION CONTROL DETAILS
LEGENDS AT LAKE CITY
COLUMBIA COUNTY, FLORIDA

SHEET NO.
C-62

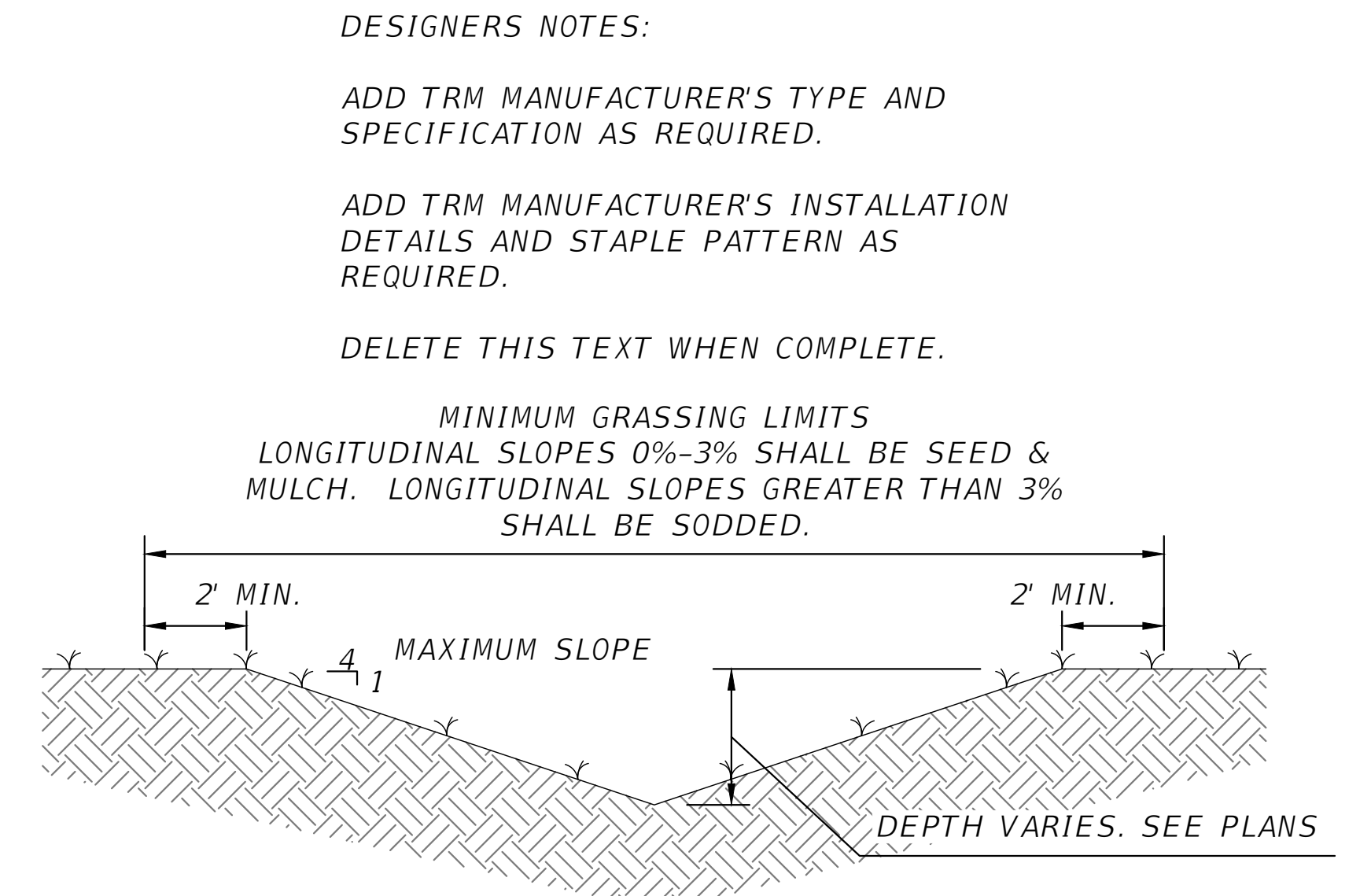
THIS ITEM HAS BEEN DIGITALLY SIGNED AND SEALED BY GREGORY G. BAILEY, ON THE DATE ADJACENT TO THE SEAL. PRINTED COPIES OF THIS DOCUMENT ARE NOT CONSIDERED SIGNED AND SEALED AND THE SIGNATURE MUST BE VERIFIED ON ANY ELECTRONIC COPIES.



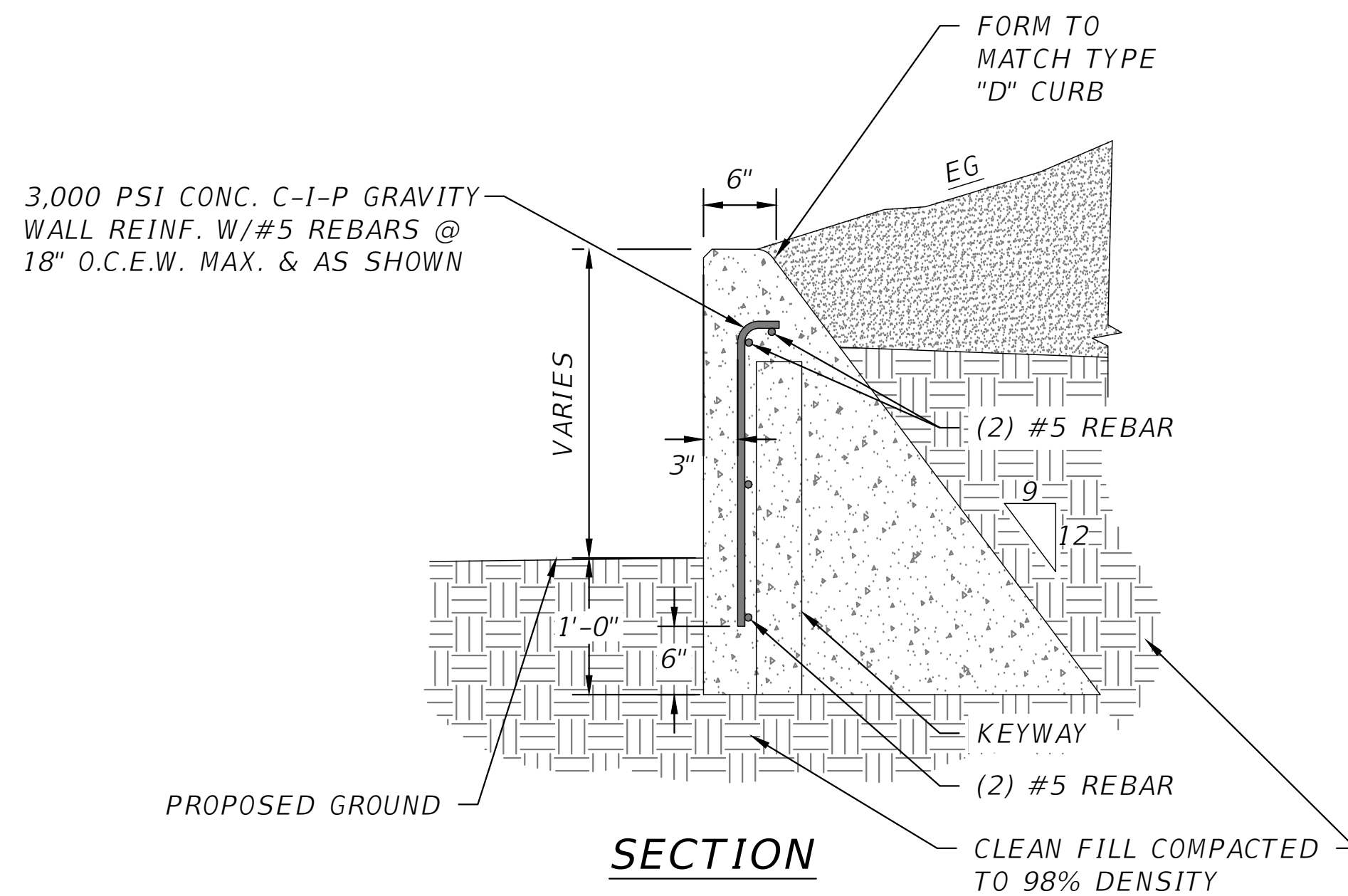
MS03 TYPE F CURB DESIGN
SCALE: N.T.S.



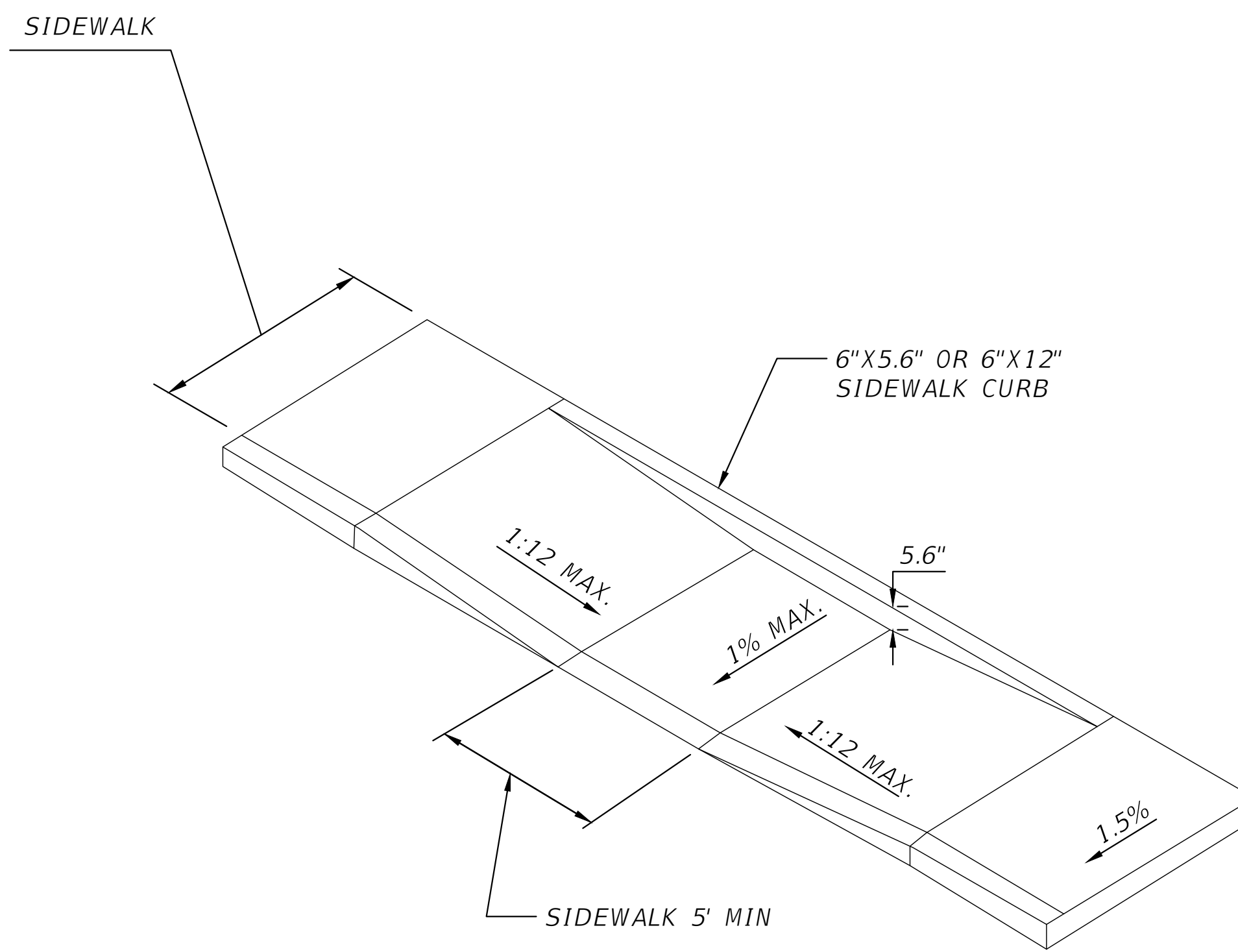
MS04 SIDEWALK DOORWAY CONNECTION DETAIL
SCALE: N.T.S.



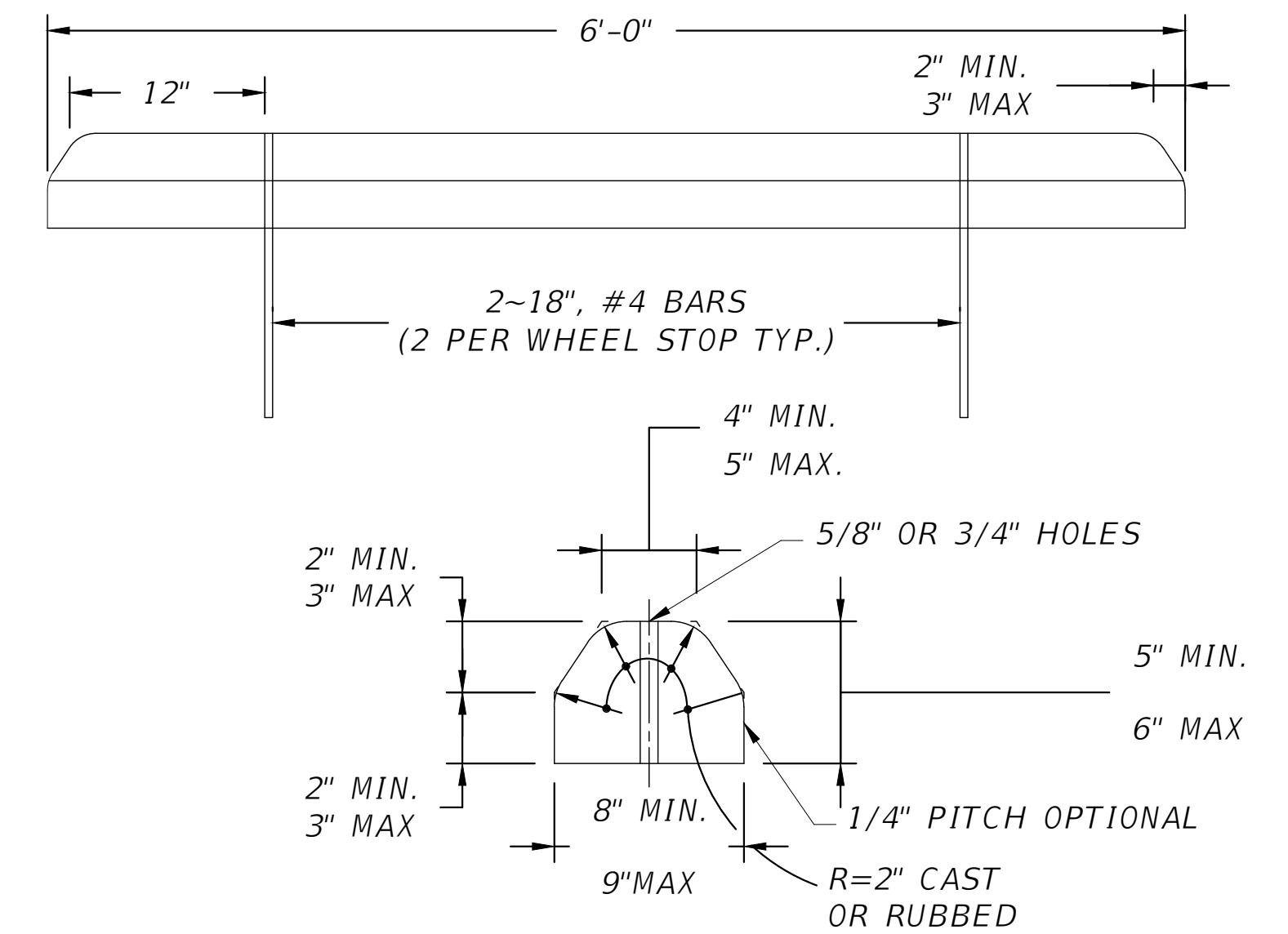
MS10 TYPE "A" GRASSED SWALE
GRASSED SWALE DETAIL
SCALE: N.T.S.



MS07 C-I-P GRAVITY WALL DETAILS
SCALE: N.T.S.



MS22 ADA RAMP DETAIL "B"
SCALE: N.T.S.



MS24 WHEEL STOP DETAIL
SCALE: N.T.S.

REVISIONS	
DATE	DESCRIPTION



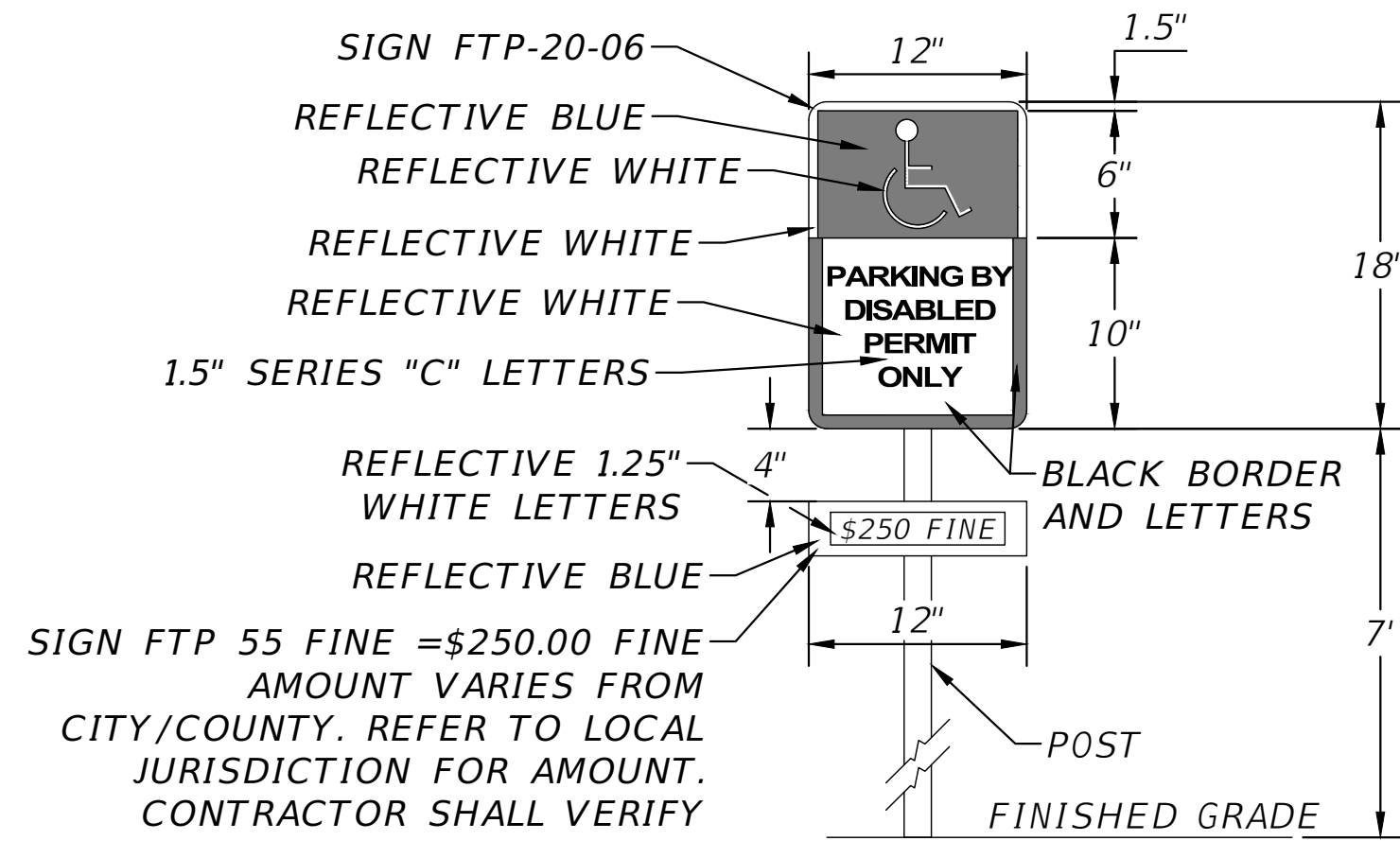
NORTH FLORIDA PROFESSIONAL SERVICES, INC.
P.O. BOX 3823
LAKE CITY, FL 32056
PH. 386-752-4675
LIC NO. LB8356

2551 BLAIRSTONE PINES DR.
TALLAHASSEE, FL 32301
WWW.NFPS.NET
CA# 29011

JOB NUMBER:
L211005TRI
EOR:
GREGORY G. BAILEY
P.E. NO.:
43858

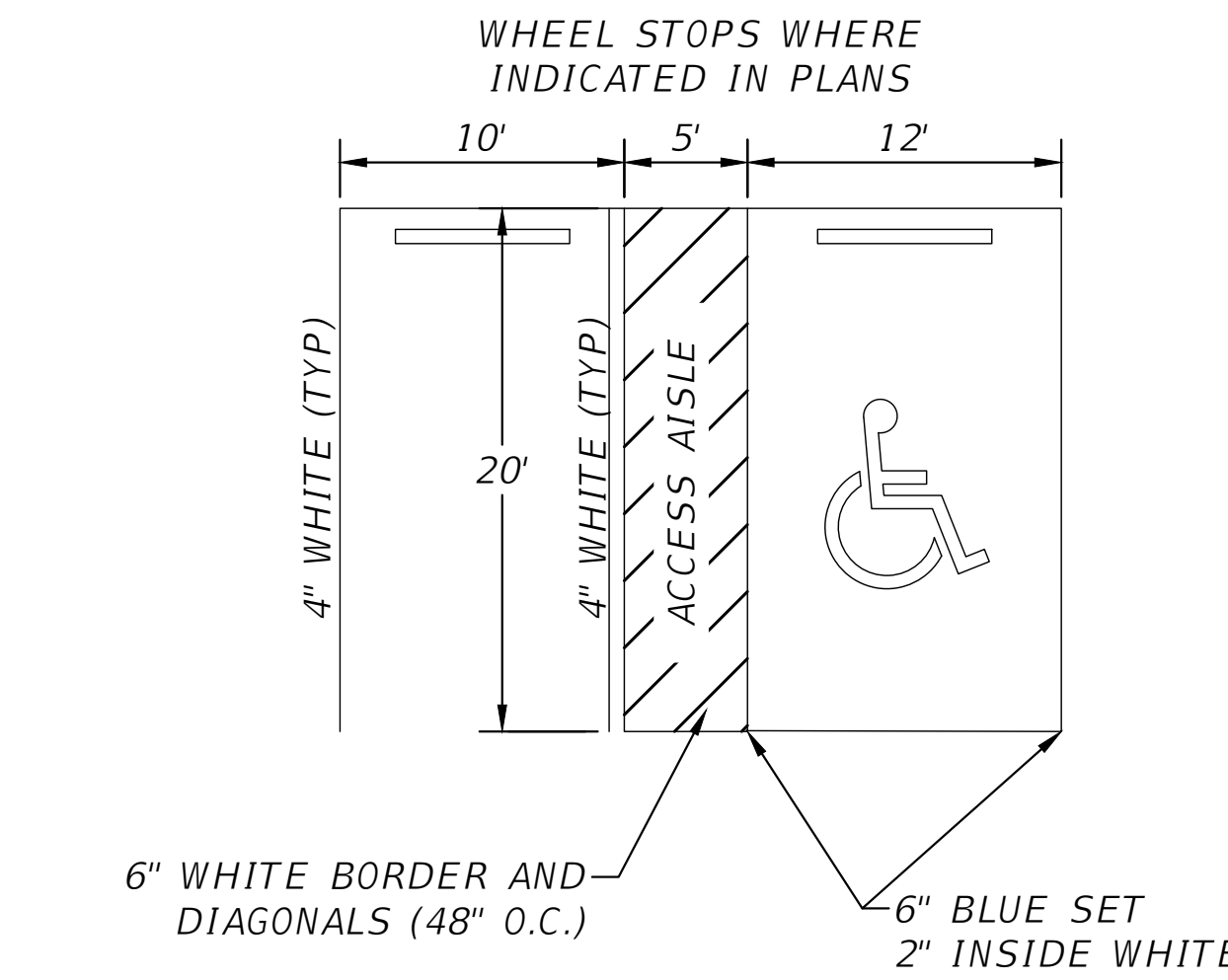
MISC. DETAILS
LEGENDS AT LAKE CITY
COLUMBIA COUNTY, FLORIDA

SHEET NO.
C-63



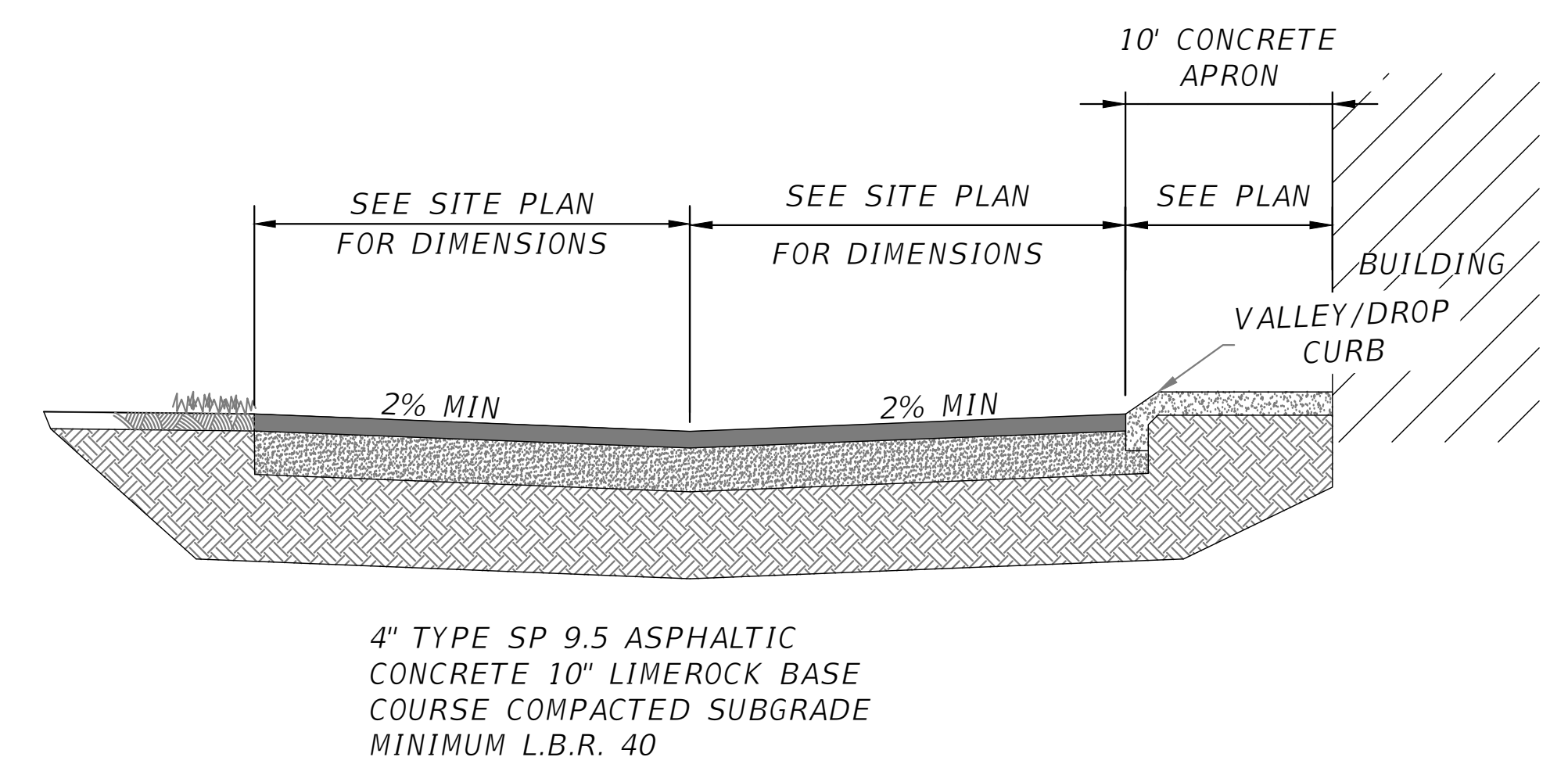
SIGN NOTES:

- SIGN CONSTRUCTION, DESIGN AND PLACEMENT SHALL COMPLY WITH STATE AND LOCAL STATUES.



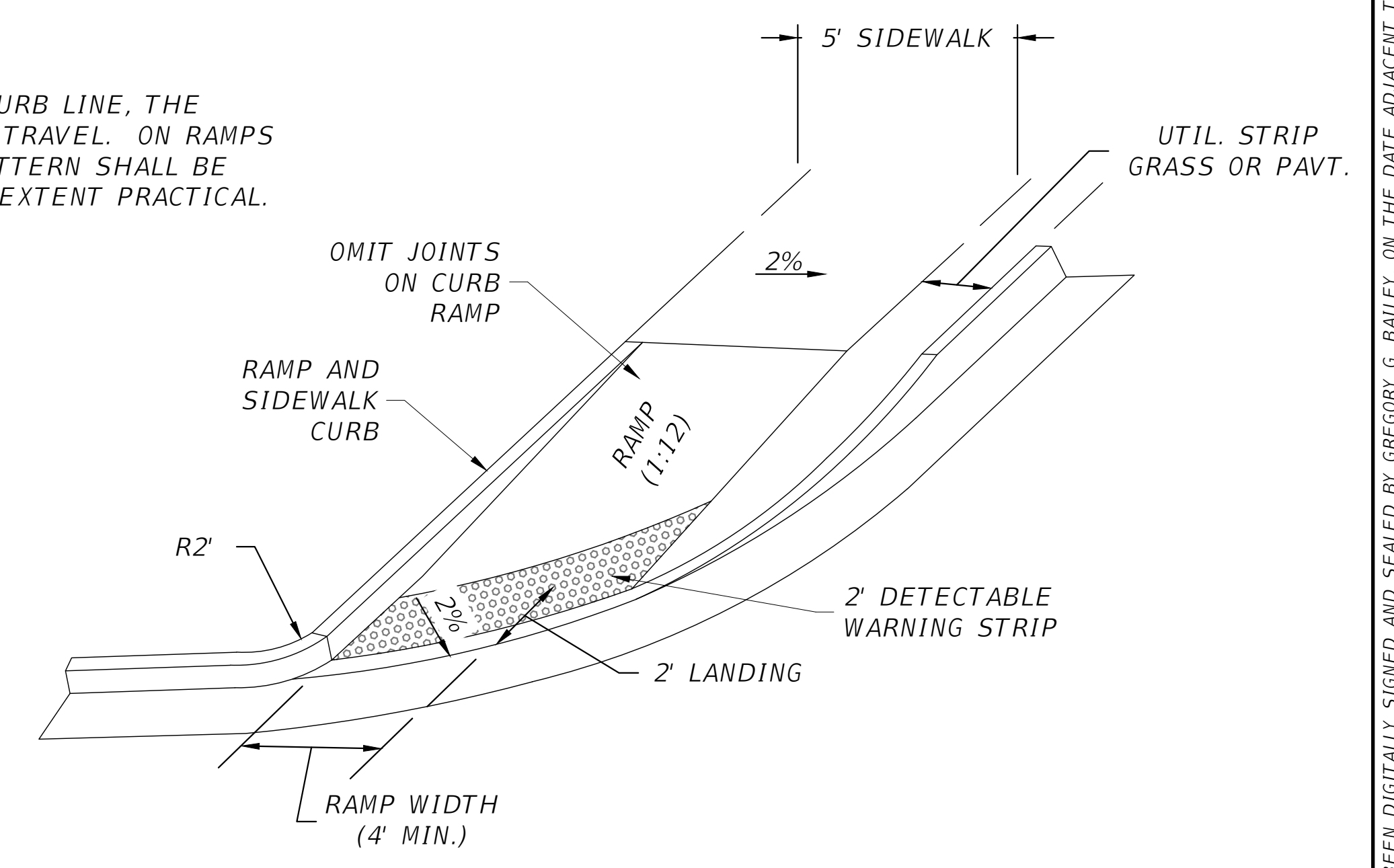
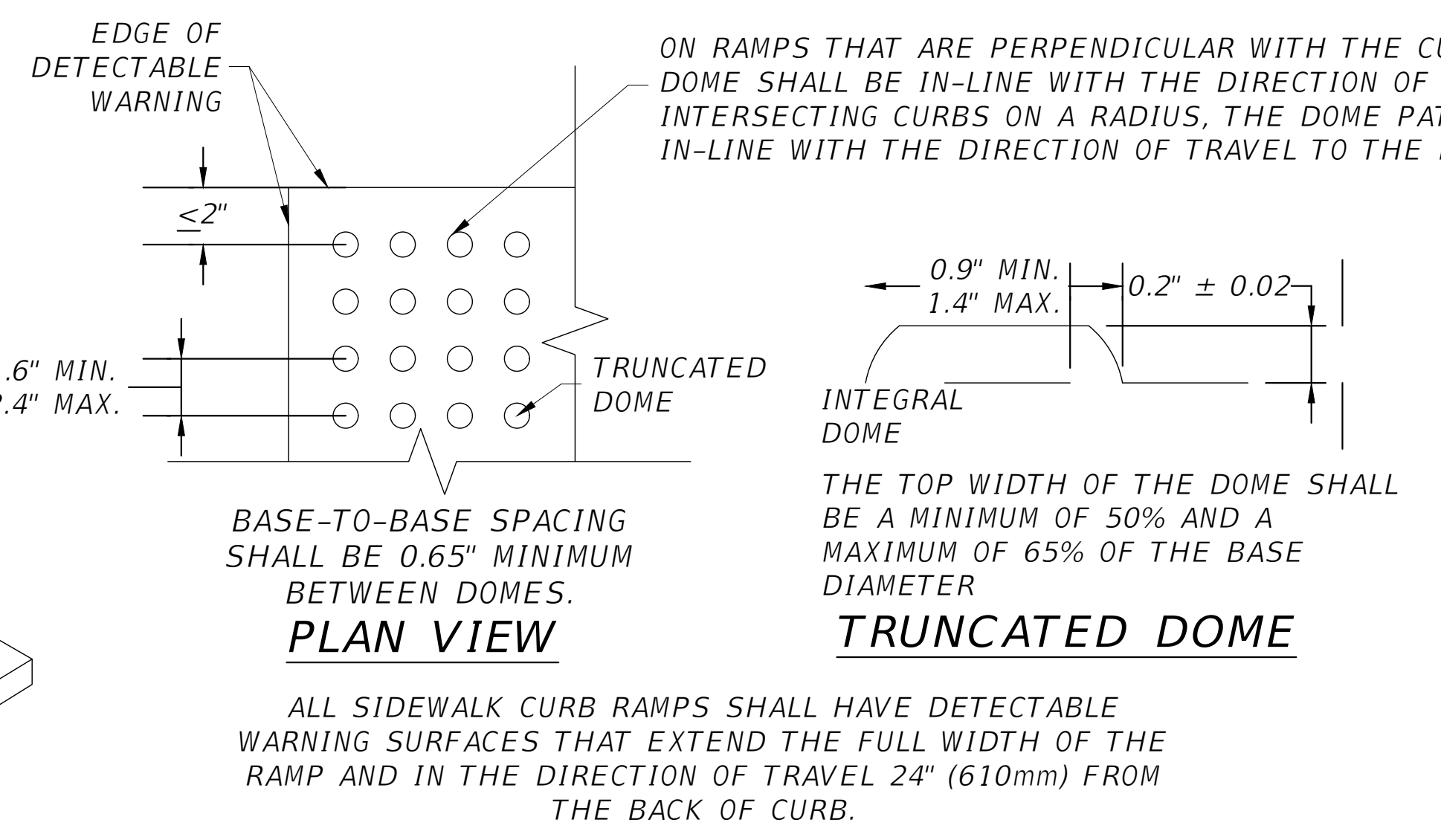
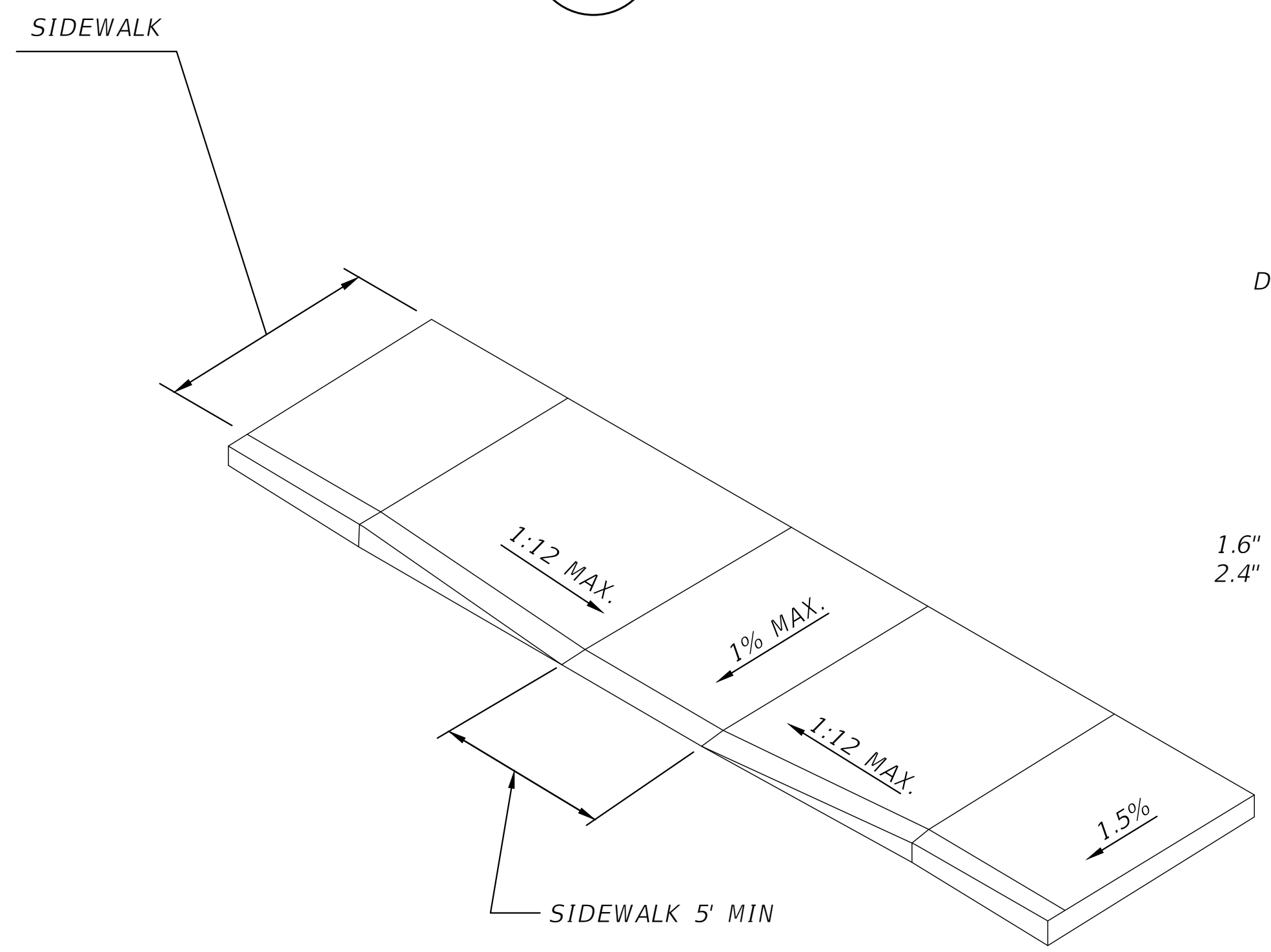
NOTES:

- SIGN SHALL BE PLACED IN FRONT OF ALL DESIGNATED HANDICAPPED SPACES. SIGN HEIGHT SHALL BE 7' FROM PAVEMENT TO BOTTOM OF SIGN.
- 5' HANDICAPPED AISLE MAY BE PLACED ON THE RIGHT OR LEFT SIDE OF PARKING STALL.
- HANDICAPPED PARKING SYMBOL SHALL BE 3 OR 5 FT. HIGH.
- BLUE PAVEMENT MARKINGS SHALL BE TINTED TO MATCH SHADE 15180 OF FEDERAL STANDARDS 595A.



MS21 HANDICAP PARKING SIGN & STALL DETAIL
SCALE: N.T.S

MS27 PARKING GARAGE APRON TYPICAL SECTION
SCALE: N.T.S



MS26 ADA RAMP DETAIL "A"
SCALE: N.T.S

MS25 CURB RAMP DETECTABLE WARNING DETAIL
SCALE: N.T.S (FDOT STD. PLANS FY 2023-2024, 522-002)

REVISIONS	
DATE	DESCRIPTION



NORTH FLORIDA PROFESSIONAL SERVICES, INC.
P.O. BOX 3823
LAKE CITY, FL 32056
PH. 386-752-4675
LIC NO. LB8356

2551 BLAIRSTONE PINES DR.
TALLAHASSEE, FL 32301
WWW.NFPS.NET
CA# 29011

JOB NUMBER:
L211005TRI
EOR:
GREGORY G. BAILEY
P.E. NO.:
43858

MISC. DETAILS
LEGENDS AT LAKE CITY
COLUMBIA COUNTY, FLORIDA

SHEET NO.
C-64

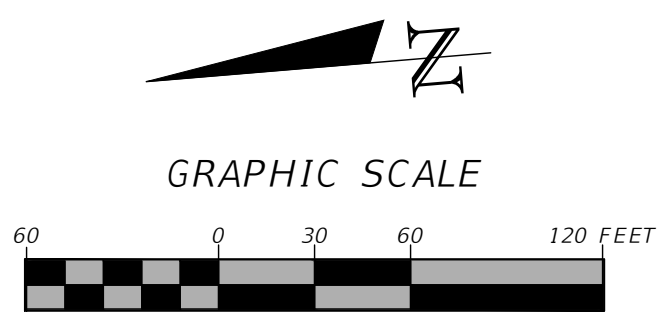
THIS ITEM HAS BEEN DIGITALLY SIGNED AND SEALED BY GREGORY G. BAILEY, ON THE DATE ADJACENT TO THE SEAL. PRINTED COPIES OF THIS DOCUMENT ARE NOT CONSIDERED SIGNED AND SEALED AND THE SIGNATURE MUST BE VERIFIED ON ANY ELECTRONIC COPIES.

TOPOGRAPHIC SURVEY

IN SECTION 34
TOWNSHIP 3 SOUTH, RANGE 16 EAST
COLUMBIA COUNTY, FLORIDA

LEGEND	
MES = MITERED END SECTION	DIRT TRAIL (UNLESS OTHERWISE NOTED) = - - - - -
CMP = CORRUGATED METAL PIPE	WETLAND LINE = - - - - -
INV. = INVERT	OVERHEAD ELECTRIC LINE = - - - - -
ELEV. = ELEVATION	PAVEMENT BREAK = - - - - -
CONC. = CONCRETE	CONTOUR LINE = 100
RCP = REINFORCED CONCRETE	POWER POLE = ○
PIPE	POWER POLE W/ TRANSFORMER = ⊕
DLP = DELINEATOR POST	GUY ANCHOR = ⊙
FOC = FIBER OPTIC CABLE	WOODEN POST = ⊙
SSS = SINGLE SUPPORT SIGN	DELINEATOR POST = ⊙
ASPH. = ASPHALT	PLANTED PINE TREES = [Symbol]
FH = FIRE HYDRANT	HARDWOOD TREES = [Symbol]
WM = WATER METER	
8"-24" = TREE SIZE RANGE	

- NOTES:
- 1.) ELEVATIONS BASED UPON THE NAVD 88 DATUM (NORTH AMERICAN VERTICAL DATUM OF 1988).
 - 2.) DATE OF SURVEY FIELD COMPLETION: 8/15/22
 - 3.) THIS IS NOT A BOUNDARY SURVEY.



NOT VALID WITHOUT THE SIGNATURE AND ORIGINAL RAISED SEAL OF A FLORIDA REGISTERED PROFESSIONAL SURVEYOR AND MAPPER

James B. Smith, P.S.M.
Florida Reg. No. 7355
DATE: ___/___/2022

REVISIONS			
DATE	DESCRIPTION	DATE	DESCRIPTION

<p>NORTH FLORIDA PROFESSIONAL SERVICES, INC. P.O. BOX 3823 LAKE CITY, FL 32056 PH. 386-752-4675 LIC NO. LB8356</p>	<p>2551 BLAIRSTONE PINES DR. TALLAHASSEE, FL 32301 WWW.NFPS.NET</p>	<p>JOB NO. L211005TRI CA# 29011</p>	<p>TRIMCOR, LLC</p>	SHEET NO.
				1