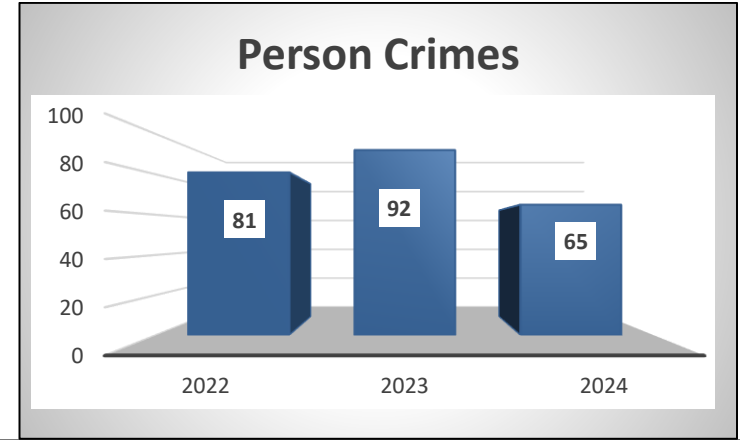


Hendry County Sheriff's Office

City of LaBelle Crime Report for November Meeting

Person Crimes	Oct.	Sept.	Aug.	July
Homicide	1	0	1	1
Robbery	1	0	0	0
Sex Crime	0	1	3	0
Assault	1	0	0	1
Battery - Simple	2	3	8	0
Domestic	5	3	0	4
TOTAL	10	7	12	6

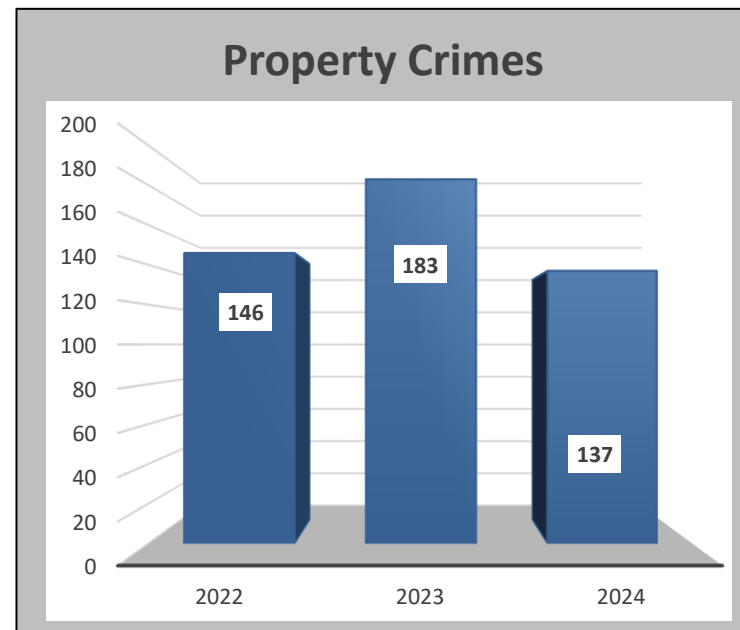
YTD 2024	YTD 2023	YTD 2022
1	1	0
2	3	3
10	14	15
4	13	11
30	31	23
18	30	29
65	92	81



The above chart reflects a -29.3% change in person crimes

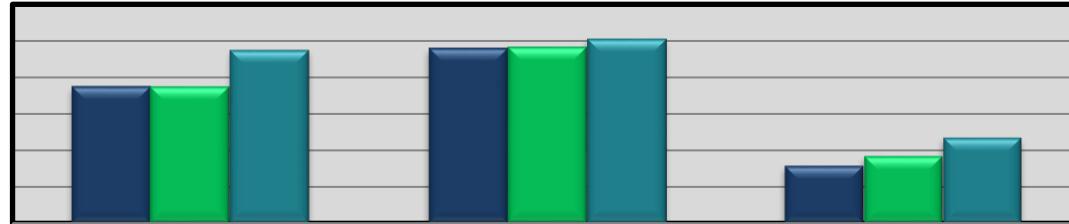
Property Crimes	Oct.	Sept.	Aug.	July
Stolen Vehicle	3	3	1	2
Theft				
- Construction	0	0	0	0
- Residential	8	5	0	4
- Retail	2	2	1	1
Burglary				
- Residential	1	0	1	1
- Business	0	1	0	0
- Vehicle	2	1	1	4
Criminal Mischief	5	3	1	4
TOTAL	21	15	5	16

YTD 2024	YTD 2023	YTD 2022
15	24	15
3	0	1
30	40	44
25	32	17
19	23	23
4	6	2
18	31	18
23	27	26
137	183	146



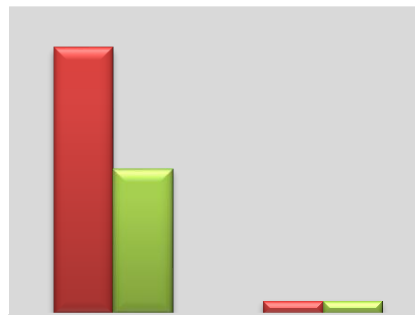
The above chart reflects a -25.1% change in property crimes

Year-to-Date Call Summary, by District




	District 1	District 2	City of LaBelle
2022	37,304	47,734	15,659
2023	37,339	48,109	18,347
2024	47,417	50,462	23,410

City Units



	CAD Calls	Offense Reports
D/S Willis	261	13
D/S Reaves	142	13

City of LaBelle



	D1 Deputies	D/S Willis	D/S Reaves
Business Checks	999	64	24
Residential Checks	909	60	24
Security Checks	44	7	8
Traffic Stops	252	38	14
Warrants	62	5	0
Arrests	99	2	3

