

**VILLAGE OF KRONENWETTER  
2024 BUDGET**

**PROPERTY TAX LEVY AMOUNT - LEVY LIMIT**

<u>FUND #:</u>	<u>FUND:</u>	<u>2024 Tax Levy</u>	<u>2023 Tax Levy</u>	<u>CHANGE</u>	<u>%:</u>
100	GENERAL FUND	\$ 2,024,495.50	\$ 1,631,019.90	\$ 393,475.60	24.12%
221	MUNICIPAL COURT	\$ -	\$ -	\$ -	0.00%
250	SPECIAL PARKS FUND	\$ -	\$ -	\$ -	0.00%
260	FIRE DONATIONS FUND	\$ -	\$ -	\$ -	0.00%
270	2% DUES FUND	\$ -	\$ -	\$ -	0.00%
350	DEBT SERVICE FUND	\$ 193,012.00	\$ 700,000.00	\$ (506,988.00)	-72.43%
410	CAPITAL PROJECTS FUND	\$ 35,000.00	\$ -	\$ 35,000.00	100.00% <i>*need facility study amount yet</i>
750	EQUIPMENT REPACEMENT FUND	\$ 438,500.00	\$ 200,000.00	\$ 238,500.00	119.25%
		<b>\$ 2,691,007.50</b>	<b>\$ 2,531,019.90</b>	\$ 159,987.60	6.32%

**LEVY LIMIT ESTIMATE 2023-24 TAX YEAR**

Estimated Levy - 1.19% Growth

Factor: (From State of WI) \$ 2,561,138.00

**LEVY - OVER ALLOWABLE: \$ 129,869.50**

**VILLAGE OF KRONENWETTER  
2024 BUDGET**

**ANNUAL ASSESSMENT SUMMARY**

SOURCE: *Wisconsin Department of Revenue*

Assessment Year: **2023**

<b>COMPARISON BY YEAR</b>	<b>2019</b>	<b>2020</b>	<b>2021</b>	<b>2022</b>	<b>2023</b>
TOTAL ASSESSED VALUE:	\$ 551,152,400	\$ 568,787,300	\$ 726,667,600	\$ 739,032,500	\$ 730,715,300
TOTAL EQUALIZED VALUE:	\$ 653,682,400	\$ 691,295,200	\$ 741,690,200	\$ 817,805,900	\$ 895,765,200
NET NEW CONSTRUCTION:	\$ 25,779,000	\$ 20,965,900	\$ 20,580,200	\$ 6,056,700	\$ 9,763,900
<b>ASSESSMENT LEVEL:</b>	<b>84.32%</b>	<b>82.28%</b>	<b>99.14%</b>	<b>89.44%</b>	<b>81.00%</b> <i>Estimated</i>

**PARCEL COUNTY AND NUMBER OF ACRES BY CLASS/TYPE**

<b>PARCEL TYPE:</b>	<b>2022 PARCELS</b>	<b>2022 ACRES</b>	<b>2023 PARCELS</b>	<b>2023 ACRES</b>	<b>PARCEL CHANGE</b>	<b>ACRES CHANGE</b>
RESIDENTIAL	3,047	3,908	3,052	3,935	5	27
COMMERCIAL	120	767	119	773	-1	6
MANUFACTURING	11	102		(STATE ASSESSED - PENDING)		
AGRICULTURAL	285	3,717	282	3,669	-3	-48
UNDEVELOPED	387	4,369	382	4,338	-5	-31
AG. FOREST	157	2,302	156	2,259	-1	-43
FOREST LANDS	376	6,001	372	5,889	-4	-112
OTHER	39	64	38	62	-1	-2
<b>TOTAL:</b>	<b>4,422</b>	<b>21,230</b>	<b>4,401</b>	<b>20,925</b>	<b>-10</b>	<b>-203</b>

## CARRY OVER OF FUNDS FROM BUDGET YEAR 2023 TO BUDGET YEAR 2024

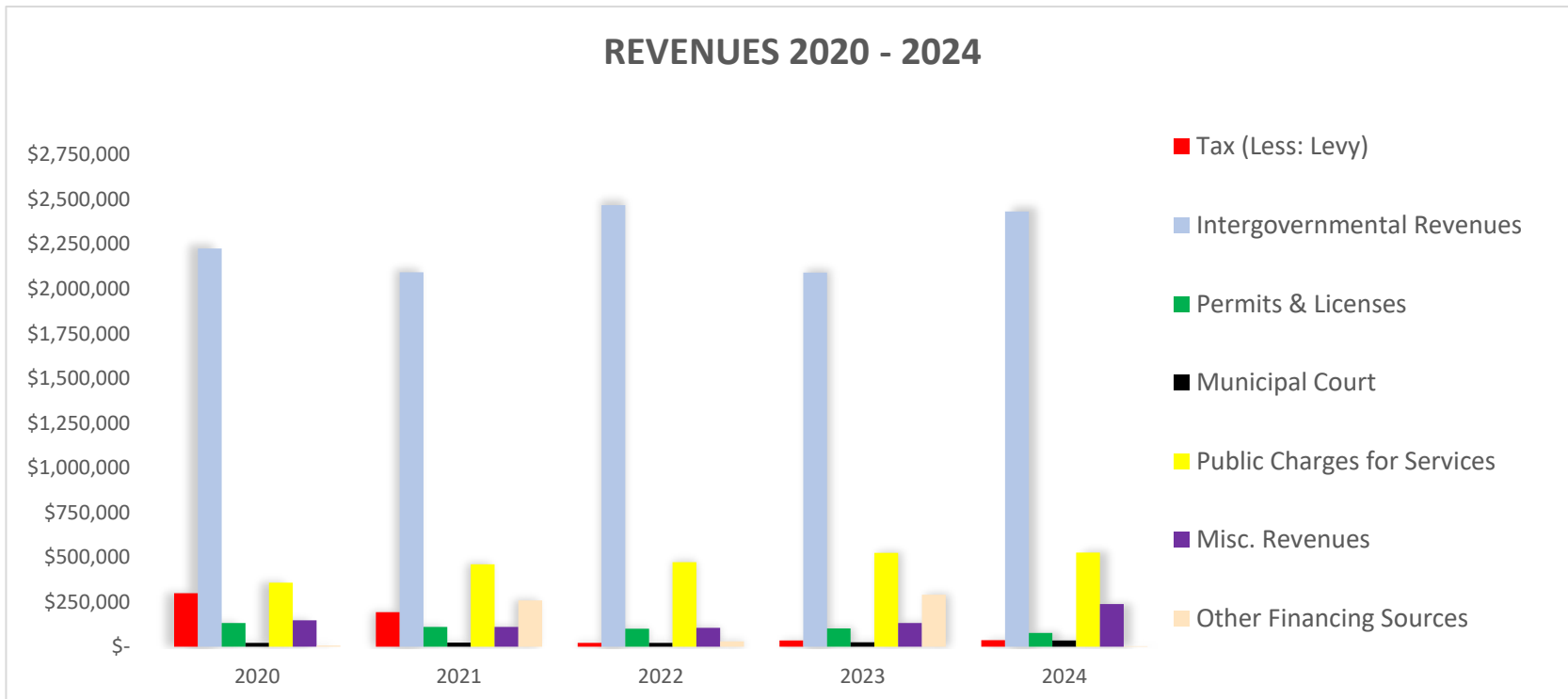
<u>Account Number:</u>	<u>Account Title:</u>	<u>Amount:</u>	<u>Comment:</u>
<b>FUND #100 - GENERAL FUND:</b>			
100-43000-300-000	Public Works; Engineering Planning/Zoning; Engineering, Surveyor,	\$ 30,000.00	Unspent funds from 2023 budget
100-51420-370-000	Consultant, Mapping	\$ 3,000.00	Unspent funds from 2023 budget
100-53000-311-359	Highway - Bridge Inspections	\$ 3,000.00	Budgeted 2023 but every 2 year cycle
100-55000-200-400	Parks; Other Projects	\$ 28,000.00	Unspent funds from 2023 budget
	<b>TOTAL:</b>	<b><u>\$ 64,000.00</u></b>	
<b>FUND #250 - PARKS FUND:</b>			
250-48540-000-000	Donations - Bike & Walkways	\$ 1,500.00	Donated Funds for Bike Path
	<b>TOTAL:</b>	<b><u>\$ 1,500.00</u></b>	
<b>FUND #410 - CAPITAL IMPROVEMENT FUND:</b>			
410-57100-000-000	Capital Road Improvements	\$ 90,000.00	Kowalski Road Interchange
	<b>TOTAL:</b>	<b><u>\$ 90,000.00</u></b>	
<b>FUND #650 - SEWER UTILITY FUND:</b>			
650-00-53650-826-000	Capital Outlay; Equipment, Other	\$ 300,000.00	Vactor Truck/Building
	<b>TOTAL:</b>	<b><u>\$ 300,000.00</u></b>	

### *What is a carry over of funds?*

When a municipality either levies tax dollars or accepts donations and cannot use those funds during a budget year it is acceptable to NOT levy taxes again for the same project or purpose and to not let donated funds flow into the undesignated reserves at year end. To recognize this a "carry over" of funds is noted within the new year's budget for the purpose or purposes approved by the Village Board.

## VILLAGE OF KRONENWETTER

<b>GENERAL FUND - REVENUES BY CATEGORY</b>	<b><u>2020</u></b>	<b><u>2021</u></b>	<b><u>2022</u></b>	<b><u>2023</u></b>	<b><u>2024</u></b>
Tax (Less: Levy)	\$ 299,628	\$ 193,739	\$ 21,594	\$ 35,204	\$ 35,735
Intergovernmental Revenues	\$ 2,224,897	\$ 2,092,112	\$ 2,468,298	\$ 2,091,155	\$ 2,432,971
Permits & Licenses	\$ 131,656	\$ 110,080	\$ 100,433	\$ 102,742	\$ 77,700
Municipal Court	\$ 21,349	\$ 23,793	\$ 20,811	\$ 24,000	\$ 34,000
Public Charges for Services	\$ 357,760	\$ 459,674	\$ 471,432	\$ 523,635	\$ 525,400
Misc. Revenues	\$ 147,106	\$ 110,425	\$ 105,355	\$ 133,103	\$ 237,700
Other Financing Sources	\$ 6,595	\$ 259,075	\$ 30,155	\$ 290,576	\$ 2,500

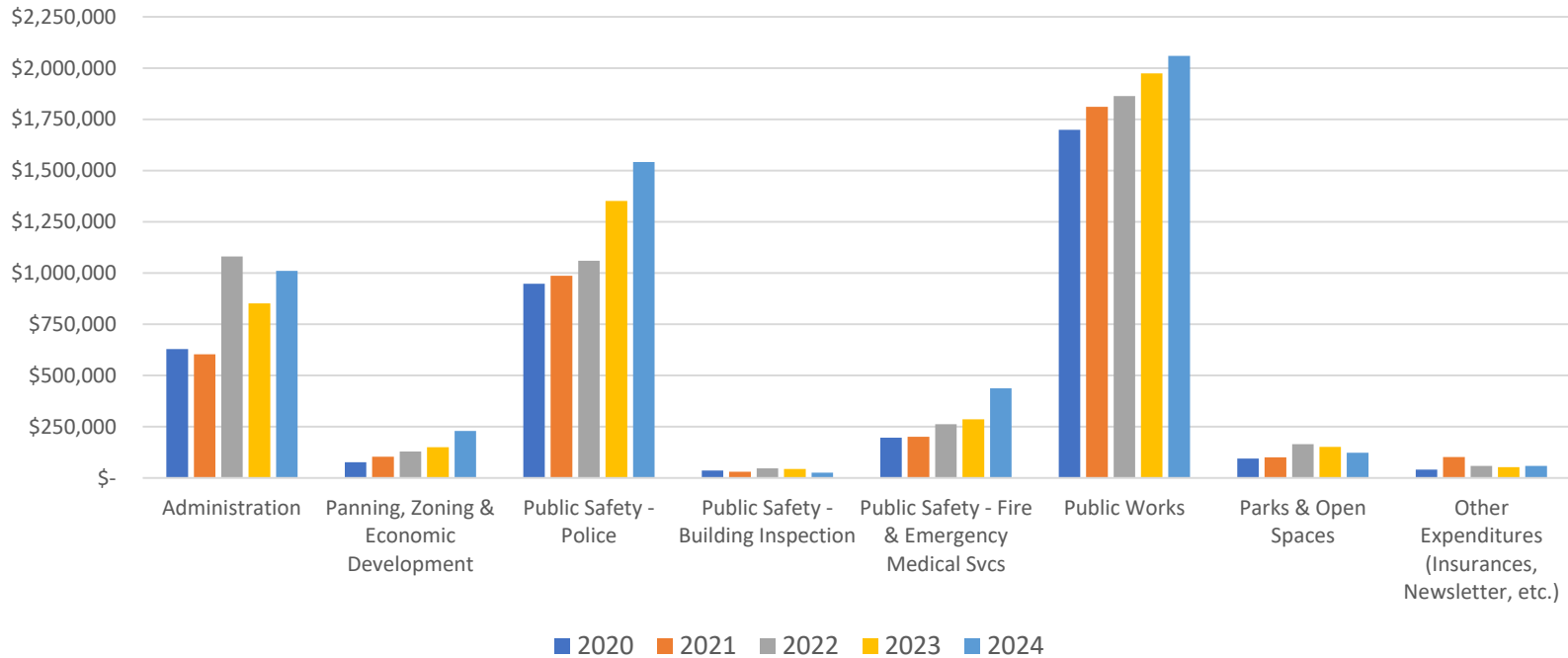


## VILLAGE OF KRONENWETTER

### GENERAL FUND - EXPENDITURES BY CATEGORY

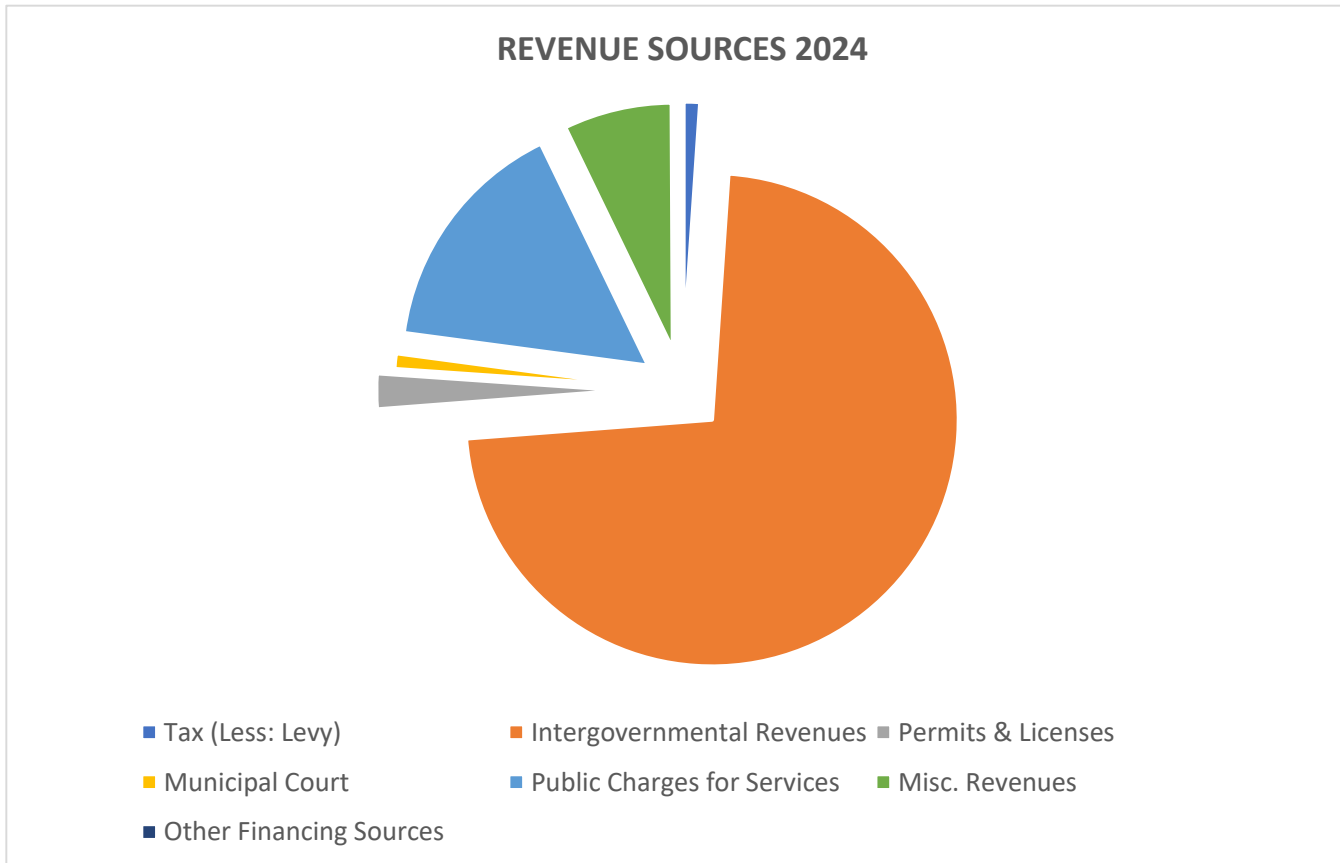
	<u>2020</u>	<u>2021</u>	<u>2022</u>	<u>2023</u>	<u>2024</u>
Administration	\$ 628,161	\$ 604,010	\$ 1,080,486	\$ 851,736	\$ 1,009,823
Panning, Zoning & Economic Development	\$ 75,980	\$ 102,969	\$ 128,307	\$ 150,695	\$ 229,691
Public Safety - Police	\$ 947,193	\$ 986,218	\$ 1,060,468	\$ 1,351,652	\$ 1,540,869
Public Safety - Building Inspection	\$ 35,706	\$ 30,851	\$ 46,499	\$ 44,261	\$ 25,600
Public Safety - Fire & Emergency Medical Svcs	\$ 196,140	\$ 200,874	\$ 261,945	\$ 286,630	\$ 437,680
Public Works	\$ 1,698,287	\$ 1,811,223	\$ 1,863,673	\$ 1,973,395	\$ 2,058,617
Parks & Open Spaces	\$ 95,096	\$ 101,196	\$ 164,482	\$ 151,153	\$ 123,765
Other Expenditures (Insurances, Newsletter, etc.)	\$ 40,015	\$ 102,416	\$ 58,493	\$ 52,875	\$ 58,367

### EXPENDITURES 2020 - 2024



# VILLAGE OF KRONENWETTER

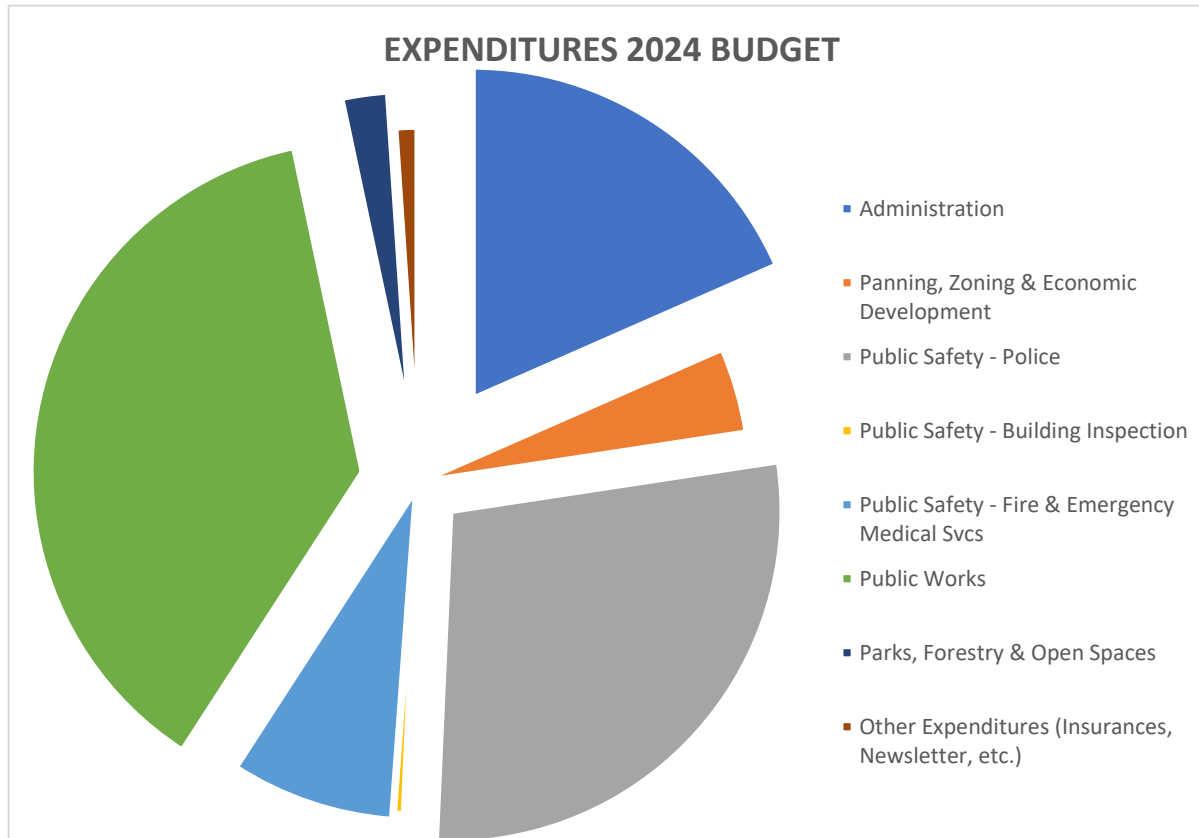
<b>GENERAL FUND - REVENUES BY CATEGORY</b>	<b>2024</b>
Tax (Less: Levy)	\$ 35,735
Intergovernmental Revenues	\$ 2,432,971
Permits & Licenses	\$ 77,700
Municipal Court	\$ 34,000
Public Charges for Services	\$ 525,400
Misc. Revenues	\$ 237,700
Other Financing Sources	\$ 2,500



# VILLAGE OF KRONENWETTER

## GENERAL FUND - EXPENDITURES BY CATEGORY

	<u>2024</u>
Administration	\$ 1,009,823
Panning, Zoning & Economic Development	\$ 229,691
Public Safety - Police	\$ 1,540,869
Public Safety - Building Inspection	\$ 25,600
Public Safety - Fire & Emergency Medical Svcs	\$ 437,680
Public Works	\$ 2,058,617
Parks, Forestry & Open Spaces	\$ 123,765
Other Expenditures (Insurances, Newsletter, etc.)	\$ 58,367



**VILLAGE OF KRONENWETTER  
BUDGET 2024**

**GENERAL FUND - FUND #100**

<u>REVENUES</u>	2020 Actual:	2021 Actual:	Budget Year 2022:	ADOPTED BUDGET 2023:	ACTIVITY THROUGH 06/30/2023:	ESTIMATED YEAR END 2023:	PROPOSED BUDGET 2024:	COMMENTS:
<b>TAXES</b>								
General Property Taxes	\$ 967,594.02	\$ 1,094,850.86	\$ 1,351,979.00	\$ 1,631,018.90	\$ 1,631,019.34	\$ 1,631,019.90	\$ 2,024,495.50	Levy = Expense minus Revenues
Omitted Taxes	\$ 100,334.84	\$ -	\$ -	\$ -	\$ -	\$ -	\$ -	None Reported.
Payment In Lieu of Tax - Water Utility	\$ 168,583.22	\$ 161,641.33	\$ -	\$ -	\$ -	\$ -	\$ -	Discontinued by Village Board in 2022
Mobile Home Fees (Monthly)	\$ 3,034.29	\$ 2,765.68	\$ 2,935.00	\$ 2,895.00	\$ 2,301.28	\$ 4,602.56	\$ 4,500.00	
Mobile Home Lottery Credit	\$ 586.18	\$ 1,185.50	\$ 1,000.00	\$ 1,834.00	\$ 237.73	\$ 237.73	\$ 235.00	
Forest Crop Law (FCL)	\$ 15.58	\$ -	\$ 50.00	\$ -	\$ -	\$ -	\$ -	
Managed Forest Law (MFL)	\$ 27,074.37	\$ 28,146.98	\$ 17,579.00	\$ 30,475.00	\$ 31,228.99	\$ 31,228.99	\$ 31,000.00	
Interest and Penalty on Taxes	\$ -	\$ -	\$ 30.00	\$ -	\$ 309.54	\$ 309.54	\$ -	
	<b>\$ 1,267,222.50</b>	<b>\$ 1,288,590.35</b>	<b>\$ 1,373,573.00</b>	<b>\$ 1,666,222.90</b>	<b>\$ 1,665,096.88</b>	<b>\$ 1,667,398.72</b>	<b>\$ 2,060,230.50</b>	<b>\$ 394,007.60</b>

**INTERGOVERNMENTAL REVENUES**

State; Shared Revenues	\$ 242,868.56	\$ 243,403.53	\$ 242,887.00	\$ 242,892.00	\$ -	\$ 242,892.00	\$ 462,532.50	Per State Notice 09/15/23
Shared Taxes-Weston 4	\$ 1,301,217.47	\$ 1,339,141.74	\$ 1,296,675.00	\$ 1,332,847.00	\$ -	\$ 1,332,847.00	\$ 1,452,752.71	Per State Notice 09/15/23
Shared Taxes - Magellan Term.	\$ 68,362.00	\$ 62,469.12	\$ 81,897.00	\$ 62,500.00	\$ -	\$ 62,500.00	\$ -	
Weston RICE Plant	\$ -	\$ -	\$ -	\$ -	\$ -	\$ -	\$ -	Came online 2023
State; Quarterly Highway Aid	\$ 336,853.73	\$ 322,518.26	\$ 321,707.00	\$ 321,000.00	\$ 161,386.12	\$ 322,772.24	\$ 327,330.97	Per Estimate from State 09/26/23
All Other Intergovernmental	\$ 1,000.00	\$ -	\$ -	\$ -	\$ -	\$ -	\$ 20,000.00	Fire Department - DNR Grant Match 1/2
Law Enforcement Grants	\$ 1,600.00	\$ 1,280.00	\$ 1,600.00	\$ 18,500.00	\$ 18,309.92	\$ 18,309.92	\$ -	One-time Grant
Other Law Enforcement Grants	\$ 3,973.99	\$ -	\$ -	\$ 1,000.00	\$ -	\$ 1,000.00	\$ -	
Forestry Grants	\$ 6,000.00	\$ 15,798.02	\$ -	\$ -	\$ -	\$ -	\$ -	
County; Local Roads Improvement Grants	\$ 34,004.43	\$ -	\$ -	\$ -	\$ -	\$ -	\$ 25,000.00	Anticipated Grant Funds
County; Culvert Reimbursement Program	\$ -	\$ -	\$ -	\$ -	\$ 19,000.00	\$ 19,000.00	\$ 35,000.00	Reimbursement by County matches cost
State; Recycling Aid	\$ 28,169.15	\$ 28,578.29	\$ 28,185.00	\$ 28,500.00	\$ 28,512.31	\$ 28,512.31	\$ 58,000.00	Includes \$30,000 grant for yard waste site
State; Computer Aid	\$ 404.27	\$ 404.27	\$ 404.00	\$ 404.27	\$ -	\$ 404.27	\$ 404.27	Per Estimate from State
Video Service Provider Aid	\$ -	\$ 12,078.85	\$ 12,079.00	\$ 12,079.00	\$ -	\$ 12,079.00	\$ 12,078.85	Per Estimate from State
State; COVID Reimbursement Aid	\$ 146,217.61	\$ -	\$ 422,809.00	\$ -	\$ -	\$ -	\$ -	
Crossing Guard Fees	\$ 1,946.90	\$ 2,361.16	\$ 2,250.00	\$ 2,500.00	\$ 2,524.50	\$ 2,500.00	\$ 2,500.00	
Environmental Impact Fees	\$ 34,627.00	\$ 34,627.00	\$ 34,627.00	\$ 34,627.00	\$ 34,627.00	\$ 34,627.00	\$ 34,627.00	
FC/MC Sev/Yld/Withdrawal	\$ -	\$ 11,091.27	\$ -	\$ -	\$ -	\$ -	\$ -	
Forest Crop/Man Forest Land	\$ 2,147.08	\$ 2,344.17	\$ 2,000.00	\$ 3,800.00	\$ 3,812.22	\$ 3,812.00	\$ 3,800.00	
Personal Property State Aid	\$ 15,505.25	\$ 16,016.45	\$ 15,505.00	\$ 15,000.00	\$ 15,505.25	\$ 9,975.94	\$ 4,000.00	
Other Local Government Grants	\$ -	\$ -	\$ 5,673.00	\$ 15,505.25	\$ 9,975.94	\$ 15,505.25	\$ 15,505.25	Per State Notice PP Aid - 08/15
	<b>\$ 2,224,897.44</b>	<b>\$ 2,092,112.13</b>	<b>\$ 2,468,298.00</b>	<b>\$ 2,091,154.52</b>	<b>\$ 293,653.26</b>	<b>\$ 2,106,736.93</b>	<b>\$ 2,453,531.55</b>	<b>\$ 362,377.03</b>

	2020 Actual:	2021 Actual:	Budget Year 2022:	ADOPTED BUDGET 2023:	ACTIVITY THROUGH 06/30/2023:	ESTIMATED YEAR END 2023:	PROPOSED BUDGET 2024:	COMMENTS:
<b>PERMITS &amp; LICENSES:</b>								
Building Permits	\$ 93,431.61	\$ 80,742.53	\$ 79,178.00	\$ 80,000.00	\$ 30,660.24	\$ 61,320.48	\$ 65,000.00	
Liquor & Beer Licenses	\$ 1,960.00	\$ 2,000.00	\$ 2,400.00	\$ 2,400.00	\$ 640.00	\$ 2,400.00	\$ 2,400.00	
Operator Licenses	\$ 355.00	\$ 910.00	\$ 820.00	\$ 807.08	\$ 630.00	\$ 1,050.00	\$ 1,000.00	
Cigarette Licenses	\$ 200.00	\$ 300.00	\$ 300.00	\$ 300.00	\$ 100.00	\$ 100.00	\$ 100.00	
Kennel Licenses & Permits	\$ 225.00	\$ 375.00	\$ 375.00	\$ 375.00	\$ -	\$ -	\$ -	
Mobile Home Court Licenses	\$ 100.00	\$ 100.00	\$ 100.00	\$ 100.00	\$ 100.00	\$ 100.00	\$ 100.00	
Dog License Late Fees	\$ 115.00	\$ 130.00	\$ 100.00	\$ 100.00	\$ -	\$ 125.00	\$ 150.00	
Farmers Market Permit	\$ 560.00	\$ 700.00	\$ 400.00	\$ 400.00	\$ 580.00	\$ 580.00	\$ 1,000.00	
Dog Licenses	\$ 1,160.00	\$ 1,064.50	\$ 1,160.00	\$ 1,160.00	\$ 2,209.75	\$ 2,101.00	\$ 2,200.00	
Sign Permits/Misc Lic/Permits	\$ 301.80	\$ 118.28	\$ 100.00	\$ 100.00	\$ 245.00	\$ 450.00	\$ 500.00	
Zoning & Variance Changes	\$ 4,337.82	\$ 1,600.00	\$ 1,000.00	\$ 1,500.00	\$ 525.00	\$ 1,000.00	\$ 1,000.00	
Conditional Use Permits	\$ 1,050.00	\$ 1,125.00	\$ 1,000.00	\$ 1,000.00	\$ 1,025.00	\$ 1,100.00	\$ 1,250.00	
Plat/CSM/Site Plan Reviews	\$ 6,860.00	\$ 1,515.00	\$ 2,500.00	\$ 2,500.00	\$ 2,075.00	\$ 2,500.00	\$ 2,500.00	
Developer Contributions	\$ -	\$ -	\$ 11,000.00	\$ -	\$ -	\$ -	\$ -	
Excavating Permits	\$ 21,000.00	\$ 19,400.00	\$ -	\$ 12,000.00	\$ 100.00	\$ 500.00	\$ 500.00	
	<b>\$ 131,656.23</b>	<b>\$ 110,080.31</b>	<b>\$ 100,433.00</b>	<b>\$ 102,742.08</b>	<b>\$ 38,889.99</b>	<b>\$ 73,326.48</b>	<b>\$ 77,700.00</b>	<b>\$ (25,042.08)</b>



**VILLAGE OF KRONENWETTER  
BUDGET 2024**

<b>MUNICIPAL COURT</b>															
Fines	\$	21,030.37	\$	23,468.43	\$	20,811.00	\$	24,000.00	\$	4,782.13	\$	34,000.00	\$	34,000.00	Increase activity-fines & forfeitures
Restitution Payments	\$	319.00	\$	325.00	\$	-	\$	-	\$	50.41	\$	50.41	\$	-	
	<b>\$</b>	<b>21,349.37</b>	<b>\$</b>	<b>23,793.43</b>	<b>\$</b>	<b>20,811.00</b>	<b>\$</b>	<b>24,000.00</b>	<b>\$</b>	<b>4,832.54</b>	<b>\$</b>	<b>34,050.41</b>	<b>\$</b>	<b>34,000.00</b>	<b>10,000.00</b>

<b>PUBLIC CHARGES FOR SERVICES</b>															
Special Assessment Search	\$	7,745.50	\$	6,907.47	\$	4,000.00	\$	4,000.00	\$	1,620.00	\$	3,240.00	\$	3,200.00	
Fire Department Services	\$	1,456.21	\$	851.00	\$	-	\$	-	\$	1,218.04	\$	2,500.00	\$	2,500.00	
Garbage Collection Fees	\$	341,509.25	\$	433,160.08	\$	462,332.00	\$	514,535.00	\$	510,362.24	\$	510,462.00	\$	514,500.00	
Sale of Culverts	\$	600.00	\$	-	\$	-	\$	-	\$	-	\$	-	\$	-	
Police Department Services	\$	1,225.28	\$	1,105.00	\$	-	\$	-	\$	125.00	\$	150.00	\$	100.00	
Street Lighting Public Charges	\$	-	\$	12,294.38	\$	-	\$	-	\$	-	\$	-	\$	-	
Noxious Weed Control	\$	123.81	\$	256.53	\$	-	\$	-	\$	-	\$	-	\$	-	
Town of Guenther-Standby Fees	\$	5,100.00	\$	5,100.00	\$	5,100.00	\$	5,100.00	\$	5,100.00	\$	5,100.00	\$	5,100.00	
Town of Guenther-Fire Ins Due	<b>\$</b>	<b>357,760.05</b>	<b>\$</b>	<b>459,674.46</b>	<b>\$</b>	<b>471,432.00</b>	<b>\$</b>	<b>523,635.00</b>	<b>\$</b>	<b>518,425.28</b>	<b>\$</b>	<b>521,452.00</b>	<b>\$</b>	<b>525,400.00</b>	<b>1,765.00</b>

	2020 Actual:		2021 Actual:		Budget Year 2022:		ADOPTED BUDGET 2023:		ACTIVITY THROUGH 06/30/2023:		ESTIMATED YEAR END 2023:		PROPOSED BUDGET 2024:		COMMENTS:
	Interest Earned on Investments	\$	25,519.87	\$	4,857.28	\$	6,000.00	\$	6,000.00	\$	83,992.20	\$	130,108.48	\$	
Municipal Center & Park Rental	\$	(120.00)	\$	1,750.00	\$	1,100.00	\$	3,350.00	\$	5,400.00	\$	7,210.00	\$	7,500.00	
Athletic/Soccer Field Rental	\$	-	\$	50.00	\$	-	\$	75.00	\$	2,860.00	\$	3,100.00	\$	3,100.00	
Sale of Scrap	\$	335.55	\$	2,440.40	\$	-	\$	10,000.00	\$	1,598.00	\$	1,598.00	\$	1,500.00	
Wood Sales-County Forest Land	\$	12,075.55	\$	7,478.66	\$	4,983.00	\$	12,500.00	\$	11,110.52	\$	12,500.00	\$	11,500.00	
Pop Machine Income	\$	-	\$	-	\$	-	\$	5,410.53	\$	-	\$	-	\$	-	No such account/activity.
Miscellaneous Revenue	\$	10,562.11	\$	8,516.94	\$	12,658.00	\$	13,500.00	\$	8,765.36	\$	11,687.15	\$	11,000.00	
Sale of Office Supplies	\$	168.40	\$	204.05	\$	-	\$	750.00	\$	37.06	\$	100.00	\$	100.00	
Culvert Work	\$	13,561.96	\$	9,865.00	\$	9,831.00	\$	9,800.00	\$	4,255.00	\$	7,500.00	\$	7,500.00	Reimbursed culvert
Non-governmental Grants	\$	5,000.00	\$	839.00	\$	-	\$	9,867.48	\$	-	\$	-	\$	-	
Franchise Fee	\$	72,710.17	\$	69,331.43	\$	43,600.00	\$	60,000.00	\$	17,728.48	\$	71,540.12	\$	71,000.00	
Donations; Other	\$	1,800.00	\$	-	\$	-	\$	-	\$	-	\$	3,100.00	\$	500.00	
Donations-Police Department	\$	416.97	\$	-	\$	-	\$	500.00	\$	304.96	\$	500.00	\$	500.00	
Sale of Law Enforcement Equipm	\$	632.80	\$	-	\$	-	\$	-	\$	-	\$	-	\$	-	
Sale of Fire Dept Equipment	\$	1,550.00	\$	-	\$	-	\$	-	\$	-	\$	-	\$	-	
Insurance Claim Proceeds	\$	-	\$	-	\$	25,833.00	\$	-	\$	-	\$	350,000.00	\$	-	Municipal Bldg. Roof - 2023 or 2024? / Squads
Donation/Private Contributions	\$	-	\$	-	\$	-	\$	-	\$	-	\$	-	\$	-	
Community Events Sponsorships	\$	2,892.50	\$	5,092.50	\$	1,350.00	\$	1,350.00	\$	3,398.09	\$	3,500.00	\$	3,500.00	
	<b>\$</b>	<b>147,105.88</b>	<b>\$</b>	<b>110,425.26</b>	<b>\$</b>	<b>105,355.00</b>	<b>\$</b>	<b>133,103.01</b>	<b>\$</b>	<b>139,449.67</b>	<b>\$</b>	<b>602,443.75</b>	<b>\$</b>	<b>237,700.00</b>	<b>104,596.99</b>

<b>OTHER FINANCING SOURCES</b>															
Transfer from TID 1	\$	-	\$	-	\$	-	\$	-	\$	-	\$	-	\$	-	
Insurance Proceeds; Other	\$	6,504.50	\$	-	\$	30,155.36	\$	-	\$	2,853.00	\$	2,853.00	\$	2,500.00	Grants for insurance company
Insurance Recoveries; Streets/Other	\$	90.50	\$	-	\$	-	\$	-	\$	-	\$	-	\$	-	
Record Lease Agreements (Asset)	\$	-	\$	259,075.00	\$	-	\$	-	\$	-	\$	-	\$	-	
Use of Undesignated Fund Balance	\$	-	\$	-	\$	-	\$	310,000.00	\$	-	\$	287,722.80	\$	-	Less than originally budget shortfall
	<b>\$</b>	<b>6,595.00</b>	<b>\$</b>	<b>259,075.00</b>	<b>\$</b>	<b>30,155.36</b>	<b>\$</b>	<b>310,000.00</b>	<b>\$</b>	<b>2,853.00</b>	<b>\$</b>	<b>290,575.80</b>	<b>\$</b>	<b>2,500.00</b>	<b>(307,500.00)</b>

<b>CARRY OVER OF PRIOR YEAR FUNDS</b>															
Prior year funds	\$	-	\$	-	\$	-	\$	-	\$	-	\$	-	\$	64,000.00	64,000.00

<b>TOTAL REVENUE:</b>	<b>\$</b>	<b>4,156,586.47</b>	<b>\$</b>	<b>4,343,750.94</b>	<b>\$</b>	<b>4,570,057.36</b>	<b>\$</b>	<b>4,850,857.51</b>	<b>\$</b>	<b>2,663,200.62</b>	<b>\$</b>	<b>5,295,984.09</b>	<b>\$</b>	<b>5,455,062.05</b>	<b>604,204.54</b>
-----------------------	-----------	---------------------	-----------	---------------------	-----------	---------------------	-----------	---------------------	-----------	---------------------	-----------	---------------------	-----------	---------------------	-------------------

**VILLAGE OF KRONENWETTER  
BUDGET 2024**

EXPENDITURES	2020 Actual:	2021 Actual:	BUDGET YEAR 2022:	ADOPTED BUDGET 2023:	ACTIVITY THROUGH 06/30/2023:	ESTIMATED YEAR END 2023:	PROPOSED BUDGET 2024:	COMMENTS:
<b>ADMINISTRATION</b>								
<b>VILLAGE BOARD</b>								
Board Members Salaries & Wages	\$ 28,157.45	\$ 28,160.90	\$ 33,000.00	\$ 33,000.00	\$ 7,800.00	\$ 33,000.00	\$ 33,000.00	
FICA Tax - Village Board	\$ 2,203.56	\$ 2,347.02	\$ 2,525.00	\$ 2,524.50	\$ 596.77	\$ 2,524.50	\$ 2,524.50	
Expenses - Board Members	\$ 3,491.35	\$ 596.82	\$ 4,778.00	\$ 4,778.00	\$ 220.34	\$ 4,778.00	\$ 5,000.00	
<b>VILLAGE BOARD:</b>	<b>\$ 33,852.36</b>	<b>\$ 31,104.74</b>	<b>\$ 40,303.00</b>	<b>\$ 40,302.50</b>	<b>\$ 8,617.11</b>	<b>\$ 40,302.50</b>	<b>\$ 40,524.50</b>	\$ 222.00
<b>MUNICIPAL COURT</b>								
Municipal Court Legal Fees	\$ 11,639.16	\$ 11,672.74	\$ 8,383.00	\$ 12,000.00	\$ 2,351.00	\$ 5,000.00	\$ 7,500.00	
Kronenwetter Court Expenditure	\$ 28,861.26	\$ 31,876.39	\$ 24,181.00	\$ 25,000.00	\$ -	\$ 25,000.00	\$ 25,000.00	
<b>MUNICIPAL COURT:</b>	<b>\$ 40,500.42</b>	<b>\$ 43,549.13</b>	<b>\$ 32,564.00</b>	<b>\$ 37,000.00</b>	<b>\$ 2,351.00</b>	<b>\$ 30,000.00</b>	<b>\$ 32,500.00</b>	\$ (4,500.00)
<b>PROFESSIONAL SERVICES</b>								
Computer Program Support	\$ 35,614.71	\$ 29,023.59	\$ 20,988.00	\$ 20,000.00	\$ 20,000.00	\$ 40,000.00	\$ -	Combined with 100-51400-485-000 Dirks Group, Printer - CC/Zoning, Printer - Administrator, Warrant Renewal Server
Computer Supplies & Expenses	\$ 16,148.07	\$ 1,834.69	\$ 2,500.00	\$ 152,500.00	\$ 63,047.71	\$ 126,095.42	\$ 72,500.00	
Independent Audit/Accounting	\$ 14,131.09	\$ 14,210.50	\$ 15,122.00	\$ 25,000.00	\$ 5,632.12	\$ 25,576.67	\$ 30,000.00	
Other Professional Services			\$ 78,500.00	\$ -	\$ -	\$ -	\$ -	
Legal Fees-General	\$ 9,571.16	\$ 16,474.05	\$ 31,432.05	\$ 25,000.00	\$ 11,156.58	\$ 44,991.92	\$ 25,000.00	
Municipal Code Update Services	\$ 2,165.00	\$ 3,847.71	\$ 4,372.00	\$ 4,900.00	\$ -	\$ 4,900.00	\$ 5,000.00	
<b>PROFESSIONAL SERVICES:</b>	<b>\$ 77,630.03</b>	<b>\$ 65,390.54</b>	<b>\$ 152,914.05</b>	<b>\$ 227,400.00</b>	<b>\$ 99,836.41</b>	<b>\$ 241,564.01</b>	<b>\$ 132,500.00</b>	\$ (94,900.00)
<b>ADMINISTRATOR</b>								
Administrator; Salary	\$ 62,172.70	\$ 80,084.76	\$ 51,358.34	\$ 59,500.00	\$ 23,761.71	\$ 54,227.64	\$ 94,760.00	
Administrator; Social Security/Medicare	\$ 4,865.02	\$ 5,900.32	\$ 5,038.98	\$ 4,553.00	\$ (138.41)	\$ 2,074.21	\$ 7,250.00	
Administrator; Health Insurance	\$ 12,335.60	\$ 13,562.27	\$ 13,743.00	\$ 13,222.00	\$ (859.74)	\$ 4,500.00	\$ 16,020.00	
Administrator; EAP Fringe	\$ 26.00	\$ 27.00	\$ 26.00	\$ 27.00	\$ 13.50	\$ 13.50	\$ 27.00	
Administrator; Retirement	\$ 4,379.67	\$ 5,488.94	\$ 4,463.00	\$ 4,045.00	\$ (117.60)	\$ 1,870.85	\$ 6,540.00	
Administrator; Misc. Business Mtgs/Dues	\$ 32.77	\$ -	\$ 265.00	\$ 300.00	\$ -	\$ 300.00	\$ 2,000.00	
Administrator; Mileage/Meals	\$ 16.33	\$ -	\$ 531.00	\$ 500.00	\$ 288.86	\$ 500.00	\$ -	Combined with 100-51410-340-000
Administrator; Relocation Expenses	\$ -	\$ -	\$ -	\$ 5,000.00	\$ -	\$ 5,000.00	\$ -	
Administrator; Training, Seminars & Mileage	\$ 898.00	\$ 889.00	\$ 1,100.00	\$ 1,100.00	\$ -	\$ 500.00	\$ 6,000.00	
Administrator; Economic Development	\$ -	\$ -	\$ -	\$ -	\$ -	\$ -	\$ 5,000.00	NEW
<b>ADMINISTRATOR:</b>	<b>\$ 84,726.09</b>	<b>\$ 105,952.29</b>	<b>\$ 76,525.32</b>	<b>\$ 88,247.00</b>	<b>\$ 22,948.32</b>	<b>\$ 68,986.20</b>	<b>\$ 137,597.00</b>	\$ 49,350.00
Apparel	\$ 432.60	\$ 384.45	\$ 360.00	\$ 500.00	\$ 36.67	\$ 750.00	\$ 1,000.00	
Office Supplies	\$ 11,403.52	\$ 10,482.16	\$ 9,445.00	\$ 10,000.00	\$ 9,559.17	\$ 10,000.00	\$ 15,000.00	Budget Amendment Done 2023
Office Equipment/Service Agree	\$ 2,272.23	\$ 2,267.75	\$ 3,714.00	\$ 13,000.00	\$ 7,724.08	\$ 13,000.00	\$ 13,000.00	
Employee Safety/Wellness	\$ 350.00	\$ 261.00	\$ 350.00	\$ 350.00	\$ -	\$ 350.00	\$ 350.00	
	<b>\$ 14,458.35</b>	<b>\$ 13,395.36</b>	<b>\$ 13,869.00</b>	<b>\$ 23,850.00</b>	<b>\$ 17,319.92</b>	<b>\$ 24,100.00</b>	<b>\$ 29,350.00</b>	\$ 5,500.00

**VILLAGE OF KRONENWETTER  
BUDGET 2024**

			BUDGET YEAR	ADOPTED BUDGET	ACTIVITY THROUGH	ESTIMATED YEAR	PROPOSED BUDGET	
<u>PLANNING, ZONING &amp; COMMUNITY DEVELOPMENT</u>	2020 Actual:	2021 Actual:	2022:	2023:	06/30/2023:	END 2023:	2024:	COMMENTS:
Comm. Develop/Zoning; Salary	\$ 40,432.64	\$ 46,486.12	\$ 21,025.00	\$ 49,500.00	\$ 28,268.14	\$ 49,500.00	\$ 87,550.00	
<del>Wages &amp; Benefits—PC Clerk</del>	<del>\$ —</del>	<del>\$ —</del>	<del>\$ 172.00</del>	<del>\$ 205.75</del>	<del>\$ —</del>	<del>\$ 205.75</del>	<del>\$ —</del>	Combined with 100-52000-120-410
Comm Develop/Zoning; Soc Sec/Medicare	\$ 3,164.51	\$ 3,601.84	\$ 3,369.00	\$ 3,787.00	\$ 2,107.68	\$ 3,786.75	\$ 6,697.58	
Comm Develop/Zoning; Health Insurance	\$ 4,084.86	\$ 4,459.01	\$ 4,834.00	\$ 18,888.48	\$ 9,817.29	\$ 19,634.58	\$ 20,041.00	
Comm Develop/Zoning; EAP Fringe	\$ 26.00	\$ 27.00	\$ 26.00	\$ 27.00	\$ —	\$ —	\$ 27.00	
Comm Develop/Zoning; Retirement	\$ 2,827.66	\$ 2,712.63	\$ 2,934.00	\$ 3,365.00	\$ 1,922.35	\$ 3,844.70	\$ 6,040.95	
<del>Comm Develop/Zoning; Mileage/Meals</del>	<del>\$ 1,049.39</del>	<del>\$ 1,470.00</del>	<del>\$ 2,000.00</del>	<del>\$ 2,000.00</del>	<del>\$ —</del>	<del>\$ —</del>	<del>\$ —</del>	Combined with 100-51420-340-000
Comm Dev/Zoning; Training, Seminars & Mileage	\$ 214.90	\$ 495.00	\$ 1,500.00	\$ 1,500.00	\$ —	\$ 345.94	\$ 3,000.00	
Comm Develop/Zoning; Supplies	\$ 198.31	\$ 10.00	\$ 100.00	\$ 200.00	\$ 330.35	\$ 500.00	\$ 500.00	
								Movie under the stars (450.00/movie = 1,800), farmers market (150.00 per singer = 750), replace speakers and media board (movie under the stars) (5,000), 1 more movie (450.00), zombie run (300.00), Kronenwetter days (1,000.00), (1450 = setting up tables at other & other unknow items)
Community Events	\$ 3,242.89	\$ 3,828.52	\$ 3,000.00	\$ 3,500.00	\$ 2,338.74	\$ 4,000.00	\$ 10,750.00	
Public Relations/Marketing	\$ 1,087.77	\$ 1,761.16	\$ 954.65	\$ 2,000.00	\$ 790.19	\$ 1,200.00	\$ 2,000.00	Business Expo
<del>Entrance Signs</del>	<del>\$ —</del>	<del>\$ —</del>	<del>\$ —</del>	<del>\$ —</del>	<del>\$ 43.50</del>	<del>\$ 43.50</del>	<del>\$ —</del>	Inactivated Account
Professional Services; Legal	\$ —	\$ —	\$ —	\$ —	\$ —	\$ —	\$ 9,000.00	Zoning Code, language, amendments, etc.
Engineering/Surveying/Consultant Costs	\$ 25,282.86	\$ 19,661.85	\$ 5,000.00	\$ 5,000.00	\$ —	\$ 1,985.50	\$ 10,000.00	Mapping, Comprehensive Plan, Zoning, etc.
Planning Tech; Wages	\$ 29,301.66	\$ 22,471.01	\$ 28,550.30	\$ 30,186.00	\$ 14,173.38	\$ 30,186.00	\$ 44,100.00	Combined from 2023 splits
Planning Tech; Social Security/Medicare	\$ 2,277.35	\$ 1,728.92	\$ 1,857.88	\$ 2,308.00	\$ 1,033.46	\$ 2,309.23	\$ 3,373.65	
Planning Tech; Health Insurance	\$ 3,412.47	\$ 3,636.70	\$ 4,834.00	\$ 12,749.00	\$ 8,208.43	\$ 16,416.86	\$ 20,041.00	
Planning Tech; EAP Fringe	\$ —	\$ 27.00	\$ 26.00	\$ 2,052.00	\$ —	\$ 27.00	\$ 27.00	
Planning Tech; Retirement	\$ 1,877.16	\$ 1,464.30	\$ 1,891.00	\$ —	\$ 963.82	\$ 1,927.64	\$ 3,042.90	
<del>Planning Tech; Mileage &amp; Meals</del>	<del>\$ 361.72</del>	<del>\$ 180.21</del>	<del>\$ 780.00</del>	<del>\$ 1,000.00</del>	<del>\$ 469.64</del>	<del>\$ 1,000.00</del>	<del>\$ —</del>	Combined with 100-51425-340-000
Planning Tech; Training, Seminars & Mileage	\$ 15.00	\$ 309.00	\$ —	\$ 1,000.00	\$ 1,237.77	\$ 1,500.00	\$ 3,500.00	
<b>PLANNING &amp; ZONING:</b>	<b>\$ 118,857.15</b>	<b>\$ 114,330.27</b>	<b>\$ 82,853.83</b>	<b>\$ 139,268.23</b>	<b>\$ 71,704.74</b>	<b>\$ 138,413.45</b>	<b>\$ 229,691.08</b>	<b>\$ 90,422.85</b>
<u>CLERK &amp; STAFF</u>								
Clerk; Salary	\$ 50,540.56	\$ 54,818.76	\$ 73,977.00	\$ 54,000.00	\$ 24,488.51	\$ 60,000.00	\$ 66,150.00	
Clerk; Social Security/Medicare	\$ 4,028.64	\$ 3,647.10	\$ 4,170.00	\$ 4,129.00	\$ 1,906.50	\$ 4,590.00	\$ 5,060.48	
Clerk; Health Insurance	\$ 3,875.26	\$ 13,147.11	\$ 13,263.00	\$ 17,000.00	\$ 10,095.04	\$ 16,416.86	\$ 20,041.00	
Clerk; EAP Fringe	\$ 26.00	\$ 27.00	\$ 26.00	\$ 27.00	\$ 13.50	\$ 27.00	\$ 27.00	
Clerk; Retirement	\$ 3,554.83	\$ 3,738.15	\$ 3,543.00	\$ 3,671.00	\$ 1,674.75	\$ 3,349.50	\$ 4,564.35	
Clerk; Municipal Bond	\$ 100.00	\$ 62.50	\$ 100.00	\$ 110.00	\$ —	\$ 110.00	\$ 150.00	
<del>Clerk; Mileage &amp; Meals</del>	<del>\$ 137.14</del>	<del>\$ 106.79</del>	<del>\$ 450.00</del>	<del>\$ 500.00</del>	<del>\$ —</del>	<del>\$ 500.00</del>	<del>\$ —</del>	Combined with 100-51421-340-000
Clerk; Training, Seminars & Mileage	\$ 35.00	\$ 422.00	\$ 1,000.00	\$ 1,500.00	\$ 920.84	\$ 3,804.42	\$ 4,000.00	
Deputy Clerk; Salary	\$ 7,830.50	\$ 7,888.86	\$ 8,118.00	\$ 9,364.16	\$ 4,682.08	\$ 9,364.16	\$ 20,953.82	100%
Deputy Clerk; Social Security & Medicare	\$ 596.91	\$ 582.35	\$ 622.00	\$ 717.00	\$ 344.62	\$ 716.36	\$ 1,602.97	
Deputy Clerk; Health Insurance	\$ 3,579.72	\$ 3,731.21	\$ 3,715.00	\$ 3,777.00	\$ 2,079.44	\$ 4,460.33	\$ 20,021.04	
Deputy Clerk; Retirement	\$ 551.12	\$ 539.63	\$ 528.00	\$ 637.00	\$ 318.37	\$ 636.13	\$ 1,445.81	
Deputy Clerk; Municipal Bond	\$ —	\$ —	\$ 40.00	\$ 100.00	\$ —	\$ 100.00	\$ 150.00	
<del>Deputy Clerk; Mileage and Meals</del>	<del>\$ —</del>	<del>\$ —</del>	<del>\$ 156.00</del>	<del>\$ 200.00</del>	<del>\$ —</del>	<del>\$ 200.00</del>	<del>\$ —</del>	Combined with 100-51422-340-000
Deputy Clerk; Training, Seminars & Mileage	\$ —	\$ 174.00	\$ 200.00	\$ 1,000.00	\$ —	\$ 1,000.00	\$ 2,000.00	
Administrative Assistant; Wages	\$ 887.81	\$ 13,068.68	\$ 15,800.00	\$ 46,820.80	\$ 18,715.47	\$ 46,820.80	\$ 49,161.20	
Admin Assistant; Social Security/Medicare	\$ 64.26	\$ 989.89	\$ 1,209.30	\$ 3,582.00	\$ 1,373.70	\$ 3,581.79	\$ 3,760.83	
Admin Assistant; Health Insurance	\$ —	\$ —	\$ —	\$ —	\$ 10,474.40	\$ 20,948.80	\$ 20,041.00	
Admin Assistant; EAP Fringe	\$ —	\$ —	\$ 26.00	\$ 26.00	\$ —	\$ —	\$ —	
Admin Assistant; Retirement	\$ —	\$ —	\$ 1,014.00	\$ 3,184.00	\$ 1,294.56	\$ 2,589.12	\$ 3,392.12	
<del>Admin Assistant; Mileage</del>	<del>\$ 127.08</del>	<del>\$ 25.76</del>	<del>\$ 100.00</del>	<del>\$ 100.00</del>	<del>\$ 1,840.72</del>	<del>\$ 2,000.00</del>	<del>\$ —</del>	
Admin Assistant; Training, Seminars & Mileage	\$ 45.00	\$ —	\$ 250.00	\$ 250.00	\$ —	\$ 1,500.00	\$ 4,000.00	Combined with 100-51423-330-000
<b>CLERK &amp; STAFF:</b>	<b>\$ 75,979.83</b>	<b>\$ 102,969.79</b>	<b>\$ 128,307.30</b>	<b>\$ 150,694.96</b>	<b>\$ 80,222.50</b>	<b>\$ 182,715.27</b>	<b>\$ 226,521.62</b>	<b>\$ 75,826.66</b>

**VILLAGE OF KRONENWETTER  
BUDGET 2024**

EXPENDITURES	2020 Actual:	2021 Actual:	BUDGET YEAR 2022:	ADOPTED BUDGET 2023:	ACTIVITY THROUGH 06/30/2023:	ESTIMATED YEAR END 2023:	PROPOSED BUDGET 2024:	COMMENTS:
<b>ELECTIONS</b>								
Salaries & Wages - Elections	\$ 15,664.85	\$ 2,999.69	\$ 12,000.00	\$ 5,000.00	\$ 9,244.20	\$ 9,244.20	\$ 20,000.00	3 Elections
Elections; Social Security/Medicare	\$ 10.44	\$ 2.81	\$ 918.00	\$ 100.00	\$ 19.00	\$ 19.00	\$ 1,530.00	
Elections; Operating Supplies & Expenses	\$ 19,237.87	\$ 4,258.53	\$ 15,000.00	\$ 4,000.00	\$ 7,952.21	\$ 8,000.00	\$ 27,000.00	2 New election Booths
<b>ELECTION EXPENSE:</b>	<b>\$ 34,913.16</b>	<b>\$ 7,261.03</b>	<b>\$ 27,918.00</b>	<b>\$ 9,100.00</b>	<b>\$ 17,215.41</b>	<b>\$ 17,263.20</b>	<b>\$ 48,530.00</b>	\$ 39,430.00
<b>COMMITTEE/COMMISSION</b>								
Properties & Infrastructure	\$ 920.66	\$ -	\$ 975.00	\$ 1,000.00	\$ 645.91	\$ 1,000.00	\$ 1,000.00	
Board of Appeals	\$ 718.44	\$ 20.00	\$ 300.00	\$ 300.00	\$ 161.46	\$ 300.00	\$ 300.00	
Community Life & Public Safety	\$ 445.13	\$ -	\$ 975.00	\$ 1,000.00	\$ 672.81	\$ 1,000.00	\$ 1,000.00	
Planning Commission	\$ 1,214.84	\$ -	\$ 1,050.00	\$ 1,100.00	\$ 1,318.72	\$ 1,800.00	\$ 2,000.00	
Administrative Policy Committee	\$ 428.75	\$ -	\$ 1,050.00	\$ 1,050.00	\$ 403.69	\$ 1,050.00	\$ 1,050.00	
Special / Ad Hoc Committees	\$ 659.74	\$ -	\$ 750.00	\$ 750.00	\$ 430.60	\$ 750.00	\$ 750.00	
<b>COMMITTEES/COMMISSIONS:</b>	<b>\$ 4,387.56</b>	<b>\$ 20.00</b>	<b>\$ 5,100.00</b>	<b>\$ 5,200.00</b>	<b>\$ 3,633.19</b>	<b>\$ 5,900.00</b>	<b>\$ 6,100.00</b>	\$ 900.00
<b>EMPLOYEE RECRUITMENT</b>								
Recruitment	\$ -	\$ -	\$ -	\$ 15,000.00	\$ 306.00	\$ 15,000.00	\$ 5,000.00	
Recruiting	\$ 3,597.01	\$ 6,673.77	\$ 2,000.00	\$ 5,000.00	\$ 890.47	\$ 5,000.00	\$ -	Combined with 100-51500-580-000
<b>RECRUITMENT:</b>	<b>\$ 3,597.01</b>	<b>\$ 6,673.77</b>	<b>\$ 2,000.00</b>	<b>\$ 20,000.00</b>	<b>\$ 1,196.47</b>	<b>\$ 20,000.00</b>	<b>\$ 5,000.00</b>	\$ (15,000.00)
<b>TREASURER</b>								
Salaries & Wages - Treasurer	\$ 48,059.84	\$ 46,944.48	\$ 51,480.00	\$ 56,000.00	\$ 41,658.33	\$ 56,000.00	\$ 45,526.00	
FICA Tax - Treasurer	\$ 3,522.71	\$ 3,463.59	\$ 3,938.25	\$ 4,282.00	\$ 2,485.40	\$ 4,284.00	\$ 3,482.74	
Health Insurance - Treasurer	\$ 8,657.69	\$ 11,241.79	\$ 13,742.00	\$ 13,221.00	\$ 8,144.85	\$ 16,289.70	\$ 10,415.00	
EAP Fringe - Treasurer	\$ 26.00	\$ 27.00	\$ 26.00	\$ 27.00	\$ 13.50	\$ 27.00	\$ 27.00	
Retirement (WRS) - Treasurer	\$ 3,110.77	\$ 3,068.72	\$ 3,313.00	\$ 3,807.00	\$ 621.68	\$ 1,243.36	\$ 3,141.29	
Miscellaneous-Bonding	\$ 536.00	\$ 625.00	\$ 550.00	\$ 650.00	\$ -	\$ -	\$ 650.00	
Mileage - Treasurer	\$ 189.24	\$ 43.96	\$ 210.00	\$ 350.00	\$ 1,647.68	\$ 2,471.52	\$ -	Combined with 100-51520-340-000
Training/Schooling/Meetings/Mileage	\$ 1,249.96	\$ 650.98	\$ 1,500.00	\$ 1,500.00	\$ 197.08	\$ 1,500.00	\$ 6,000.00	
Account Clerk; Wages	\$ 35,616.22	\$ 36,376.76	\$ 28,180.00	\$ 36,701.80	\$ 29,083.73	\$ 47,531.06	\$ 50,262.00	
Account Clerk; Social Security & Medicare	\$ 2,677.98	\$ 2,662.30	\$ 2,845.25	\$ 3,236.00	\$ 2,138.80	\$ 3,636.13	\$ 3,845.04	
Account Clerk; Health Insurance	\$ 16,108.36	\$ 16,790.65	\$ 13,718.00	\$ 17,001.00	\$ 9,892.50	\$ 19,785.00	\$ 20,041.00	
Account Clerk; EAP Fringe	\$ 26.00	\$ 27.00	\$ 26.00	\$ 27.00	\$ 13.50	\$ 27.00	\$ 27.00	
Account Clerk; Retirement	\$ 2,506.01	\$ 2,485.34	\$ 2,384.00	\$ 2,877.00	\$ 1,979.97	\$ 3,618.88	\$ 3,468.08	
Account Clerk; Municipal Bond	\$ 325.00	\$ 250.00	\$ 325.00	\$ 300.00	\$ -	\$ -	\$ 300.00	
Account Clerk; Mileage & Meals	\$ 605.25	\$ 756.56	\$ 620.00	\$ 650.00	\$ 324.56	\$ 650.00	\$ -	
Account Clerk; Training, Seminars & Mileage	\$ 45.00	\$ -	\$ 550.00	\$ 500.00	\$ -	\$ 500.00	\$ 4,000.00	
Bank & Investment Fees	\$ -	\$ -	\$ -	\$ -	\$ -	\$ -	\$ -	
<b>TREASURER:</b>	<b>\$ 123,262.03</b>	<b>\$ 125,414.13</b>	<b>\$ 123,407.50</b>	<b>\$ 141,129.80</b>	<b>\$ 98,201.58</b>	<b>\$ 157,563.64</b>	<b>\$ 151,185.16</b>	\$ 10,055.36
<b>ASSESSOR</b>								
Assessor Fee	\$ 13,183.84	\$ 16,183.88	\$ 15,810.00	\$ 15,000.00	\$ 7,016.24	\$ 15,000.00	\$ 16,250.00	Per contract
Assessor - Manufacturing	\$ 1,370.71	\$ 1,368.32	\$ 1,294.00	\$ 1,200.00	\$ -	\$ 1,200.00	\$ 1,200.00	
Re-evaluation of Property	\$ 42,500.00	\$ 18,515.50	\$ -	\$ -	\$ -	\$ -	\$ 85,000.00	Associated Appraisal Pending APC/VB Action
<b>ASSESSOR:</b>	<b>\$ 57,054.55</b>	<b>\$ 36,067.70</b>	<b>\$ 17,104.00</b>	<b>\$ 16,200.00</b>	<b>\$ 7,016.24</b>	<b>\$ 16,200.00</b>	<b>\$ 102,450.00</b>	\$ 86,250.00
<b>MUNICIPAL BUILDING</b>								
Wages -Cleaning/Snow Removal	\$ 12,165.95	\$ 7,902.79	\$ 15,392.00	\$ 16,000.00	\$ 8,052.03	\$ 16,000.00	\$ 16,500.00	
FICA - Cleaning & Snow Removal	\$ 972.37	\$ 628.19	\$ 1,178.00	\$ 1,224.00	\$ 615.98	\$ 1,224.00	\$ 1,262.25	
Utilities	\$ 37,302.86	\$ 35,035.27	\$ 39,995.00	\$ 35,000.00	\$ 15,132.44	\$ 32,525.17	\$ 35,000.00	
Materials & Supplies	\$ 3,160.47	\$ 2,979.19	\$ 3,237.00	\$ 3,500.00	\$ 2,033.57	\$ 4,067.14	\$ 4,500.00	
Maintenance	\$ 18,936.90	\$ 14,890.41	\$ 30,000.00	\$ 30,000.00	\$ 30,852.30	\$ 280,852.30	\$ 32,500.00	Roof Claim - Estimated
<b>MUNICIPAL BUILDING:</b>	<b>\$ 72,538.55</b>	<b>\$ 61,435.85</b>	<b>\$ 89,802.00</b>	<b>\$ 85,724.00</b>	<b>\$ 56,686.32</b>	<b>\$ 334,668.61</b>	<b>\$ 89,762.25</b>	\$ 4,038.25

**VILLAGE OF KRONENWETTER  
BUDGET 2024**

**PUBLIC SAFETY**

			BUDGET YEAR	ADOPTED BUDGET	ACTIVITY THROUGH	ESTIMATED YEAR	PROPOSED BUDGET	
<u>POLICE DEPARTMENT</u>	2020 Actual:	2021 Actual:	2022:	2023:	06/30/2023:	END 2023:	2024:	COMMENTS:
Police Chief; Salary	\$ 78,651.47	\$ 84,865.55	\$ 83,793.00	\$ 94,400.00	\$ 48,078.16	\$ 107,486.00	\$ 111,250.00	
Police Chief; Social Security/Medicare	\$ 6,287.04	\$ 6,575.99	\$ 6,411.00	\$ 7,222.00	\$ 3,607.02	\$ 7,214.04	\$ 8,510.63	
Police Chief; Health Insurance	\$ 4,710.26	\$ 4,644.64	\$ 14,295.00	\$ 18,888.48	\$ 10,419.18	\$ 20,838.36	\$ 20,041.00	
Police Chief; Retirement	\$ 9,648.31	\$ 10,090.37	\$ 9,050.00	\$ 10,196.00	\$ 6,466.30	\$ 12,932.60	\$ 15,908.75	
Police Chief; Training & Seminars	\$ 835.17	\$ 1,199.77	\$ 1,300.00	\$ 1,400.00	\$ 595.02	\$ 1,400.00	\$ 2,000.00	
Police Chief; Employee Assistance Program	\$ 26.00	\$ 27.00	\$ 27.00	\$ 27.00	\$ 13.50	\$ 13.50	\$ 27.00	
Police Chief; Dues & Memberships	\$ 475.00	\$ 478.00	\$ 494.00	\$ 550.00	\$ 480.00	\$ 480.00	\$ 575.00	
PD Lieutenant; Salary	\$ 69,668.78	\$ 73,124.15	\$ 74,693.00	\$ 88,878.40	\$ 45,131.75	\$ 97,673.06	\$ 101,091.61	
PD Lieutenant; Social Security/Medicare	\$ 5,592.60	\$ 5,687.17	\$ 6,048.00	\$ 6,800.00	\$ 3,377.99	\$ 7,471.99	\$ 7,733.51	
PD Lieutenant; Retirement	\$ 8,582.52	\$ 8,716.25	\$ 8,536.00	\$ 3,000.00	\$ 6,074.30	\$ 12,148.60	\$ 14,456.10	
PD Lieutenant; Health Insurance	\$ 1,586.00	\$ 1,458.04	\$ 4,025.00	\$ 9,599.00	\$ 10,265.84	\$ 20,531.68	\$ 20,041.00	
PD Lieutenant; Overtime	\$ 1,726.64	\$ 1,595.43	\$ 2,198.00	\$ -	\$ -	\$ -	\$ -	Combined with 100-52000-120-150
PD Lieutenant; OT-Social Security/Medicare	\$ 132.10	\$ 122.05	\$ 169.00	\$ -	\$ -	\$ -	\$ -	Combined with 100-52000-120-151
PD Lieutenant; Overtime Retirement	\$ 202.70	\$ 188.91	\$ 238.00	\$ -	\$ -	\$ -	\$ -	Combined with 100-52000-120-152
PD Lieutenant; EAP Fringe	\$ 26.00	\$ 27.00	\$ 26.00	\$ 27.00	\$ 13.50	\$ 27.00	\$ 27.00	
PD Lieutenant; Premium Pay	\$ 253.42	\$ 277.42	\$ 4,341.00	\$ -	\$ -	\$ -	\$ -	Combined with 100-52000-120-150
PD Lieutenant; Dues & Memberships	\$ 100.00	\$ 75.00	\$ 150.00	\$ 150.00	\$ 150.00	\$ 150.00	\$ 250.00	
PD Lieutenant; Training & Seminars	\$ -	\$ 730.00	\$ 1,061.00	\$ 1,500.00	\$ 304.00	\$ 1,500.00	\$ 2,000.00	
PD; Sargeant; Wages	\$ -	\$ -	\$ -	\$ -	\$ -	\$ -	\$ 182,900.00	<b>SPLIT OUT OF PATROL OFFICERS WAGE LINES</b>
PD; Sargeant; FICA	\$ -	\$ -	\$ -	\$ -	\$ -	\$ -	\$ 13,991.85	
PD; Sargeant; Retirement	\$ -	\$ -	\$ -	\$ -	\$ -	\$ -	\$ 26,154.70	
PD; Sargeant; Insurance	\$ -	\$ -	\$ -	\$ -	\$ -	\$ -	\$ 5,100.00	H.S.A. Contribution (Village Share)
FT Offices; Wages	\$ 388,643.54	\$ 411,020.67	\$ 400,270.00	\$ 588,418.00	\$ 235,117.21	\$ 588,418.00	\$ 501,775.00	<b>SARGEANT SPLIT OUT OF PATROL OFFICERS WAGES</b>
FT Officers; Social Security/Medicare	\$ 31,668.87	\$ 32,382.35	\$ 33,152.00	\$ 45,014.00	\$ 18,618.36	\$ 45,014.00	\$ 38,385.79	
FT Officers; Premium Pay	\$ 17,346.64	\$ 15,427.58	\$ 33,084.00	\$ 48,635.22	\$ 12,279.04	\$ 48,635.22	\$ -	Combined with 100-52000-120-210
FT Officers; Overtime	\$ 11,739.09	\$ 16,291.83	\$ 12,000.00	\$ 14,815.00	\$ 5,615.17	\$ 14,815.00	\$ -	Combined with 100-52000-120-210
FT Officers; Social Security/Medicare	\$ 934.39	\$ 1,215.85	\$ 920.00	\$ 4,855.00	\$ 428.92	\$ 4,855.00	\$ -	Combined with 100-52000-120-211
FT Officers; Retirement	\$ 1,489.90	\$ 1,945.74	\$ 2,667.00	\$ 6,854.00	\$ 742.31	\$ 6,854.00	\$ 71,753.83	
FT Officers; Health/Life/Dental Insurance	\$ 38,569.07	\$ 43,446.13	\$ 41,341.00	\$ 87,553.92	\$ (4,650.84)	\$ 87,553.92	\$ 120,150.00	Health, Dental & Life Insurances Placeholder
FT Officers; Retirement	\$ 49,090.75	\$ 50,308.89	\$ 46,804.00	\$ 63,550.00	\$ 32,620.54	\$ 63,550.00	\$ -	Combined with 100-52000-120-237
FT Officers Protective Cloth	\$ 6,431.98	\$ 6,465.58	\$ 7,428.00	\$ 7,500.00	\$ 4,333.01	\$ 7,500.00	\$ 9,000.00	
PT Officers Protective Cloth			\$ 5,306.00				\$ -	Combined with 100-52000-120-321
PT Officers; Wages	\$ 30,508.58	\$ 8,424.77	\$ 56,125.00	\$ 10,736.00	\$ 420.46	\$ 10,736.00	\$ 6,900.00	
PT Officers; Social Security/Medicare	\$ 2,658.72	\$ 650.91	\$ 4,295.00	\$ 822.00	\$ 32.17	\$ 822.00	\$ 527.85	
Retirement (WRS) - PT Officers	\$ 1,199.31	\$ -	\$ -	\$ -	\$ -	\$ -	\$ -	Inactivated Account
PT Officers Protective Cloth	\$ 3,217.06	\$ 2,986.78	\$ -	\$ 500.00	\$ 162.76	\$ 500.00	\$ 500.00	
Crossing Guards; Wages	\$ 2,943.69	\$ 4,245.53	\$ 4,758.00	\$ 4,860.00	\$ 2,760.00	\$ 4,860.00	\$ 4,860.00	
Crossing Guards; Social Security/Medicare	\$ 228.11	\$ 332.67	\$ 364.00	\$ 372.00	\$ 211.17	\$ 372.00	\$ 371.79	
Crossing Guards; Insurance	\$ 288.08	\$ 218.30	\$ 288.00	\$ -	\$ 188.05	\$ 188.05	\$ 300.00	
Officers; Training & Seminars	\$ 3,140.61	\$ 1,315.27	\$ 5,306.00	\$ 5,000.00	\$ 1,021.85	\$ 5,000.00	\$ 6,500.00	
Officers; Employee Assistance Program	\$ 253.50	\$ 243.00	\$ 234.00	\$ 162.00	\$ 121.50	\$ 162.00	\$ 250.00	
Police Dept; Legal Services	\$ 32.00	\$ 10,200.00	\$ 300.00	\$ 500.00	\$ 50.00	\$ 500.00	\$ 1,000.00	
Police Dept; Ammunition	\$ 1,743.64	\$ 2,447.01	\$ 2,653.00	\$ 3,000.00	\$ 1,178.98	\$ 3,000.00	\$ 3,000.00	
Police Dept; Physical Exams	\$ 1,007.00	\$ 500.00	\$ 1,592.00	\$ 2,800.00	\$ 1,211.50	\$ 2,800.00	\$ 1,000.00	
Police Dept; Fuel	\$ 19,178.18	\$ 26,691.74	\$ 29,714.00	\$ 40,000.00	\$ 10,714.03	\$ 40,000.00	\$ 50,000.00	
Police Dept; Telephone / Internet	\$ 7,322.03	\$ 7,821.34	\$ 8,150.00	\$ 8,000.00	\$ 2,738.26	\$ 8,000.00	\$ 8,000.00	
Police Dept; Equipment Repairs/Maintenance	\$ 27,518.64	\$ 8,266.35	\$ 13,796.00	\$ 15,000.00	\$ 7,032.49	\$ 21,261.90	\$ 20,000.00	Damage to squads/insurance claim proceeds offsets
Police Clerk; Wages	\$ 22,832.19	\$ 23,440.96	\$ 24,595.00	\$ 26,213.83	\$ 12,658.61	\$ 26,213.83	\$ 28,788.60	Also Court Clerk - See Wage Lines 1/2
Police Clerk; Social Security/Medicare	\$ 1,753.26	\$ 1,747.45	\$ 1,881.25	\$ 2,005.00	\$ 932.72	\$ 2,005.00	\$ 2,202.33	
Police Clerk; Health Insurance	\$ 8,770.21	\$ 9,141.55	\$ 9,101.00	\$ 9,255.00	\$ 4,724.88	\$ 9,255.00	\$ 10,093.00	
Police Clerk; Retirement	\$ 1,607.45	\$ 1,632.05	\$ 1,566.00	\$ 1,782.00	\$ 831.81	\$ 1,782.00	\$ 1,986.41	
Police Clerk; Employee Assistance Program	\$ 26.00	\$ 27.00	\$ 26.00	\$ 27.00	\$ 13.50	\$ 27.00	\$ 27.00	
Police Clerk; Mileage & Meals	\$ 192.62	\$ 77.84	\$ 531.00	\$ 150.00	\$ -	\$ 150.00	\$ 150.00	
Police Clerk; Training & Seminars	\$ 125.00	\$ 149.00	\$ 318.00	\$ 300.00	\$ -	\$ 300.00	\$ 300.00	

**VILLAGE OF KRONENWETTER  
BUDGET 2024**

Dues & Memberships – PD Clerk			\$ 10.00							Inactivated Account
Police Clerk; Overtime	\$	\$	\$ 362.00	\$ 394.00	\$	\$ 394.00	\$			Combined with 100-52000-120-410
Police Clerk; Overtime Social Security/Medicare	\$	\$	\$ 28.00	\$ 31.00	\$	\$ 31.00	\$			Combined with 100-52000-120-411
Police Clerk; Overtime Retirement	\$	\$	\$ 24.00	\$ 27.00	\$	\$ 27.00	\$			Combined with 100-52000-120-432
Police Dept; Property Room Manager-Wages	\$	\$ 7,272.00	\$ 10,184.00	\$ 10,388.00	\$ 2,943.00	\$ 10,388.00	\$ 10,388.00			
Property Room; Social Security/Medicare	\$	\$ 556.24	\$ 780.00	\$ 794.68	\$ 225.15	\$ 794.68	\$ 794.68			
Police Dept; Office Supplies	\$	\$ 5,377.50	\$ 3,812.40	\$ 4,988.00	\$ 5,000.00	\$ 2,100.16	\$ 5,000.00	\$ 5,500.00		
Police Dept; Postage & Shipping	\$	\$ 304.30	\$ 305.89	\$ 531.00	\$ 500.00	\$ 238.32	\$ 500.00	\$ 550.00		
Police Dept; Property Room/Evidence Expenses	\$	\$ 508.34	\$ 469.57	\$ 861.00	\$ 800.00	\$ 59.08	\$ 800.00	\$ 1,000.00		
Police Dept; Narcan Expenses	\$	\$ 276.68	\$ 320.04	\$	\$ (120.00)	\$	\$			Inactivated Account
Police Dept; Licensing Expenses	\$	\$ 112.20	\$ 212.20	\$ 117.00	\$ 100.00	\$	\$ 100.00			Inactivated Account
Police Dept; Outlay-Equipment	\$	\$ 4,834.41	\$ 20,642.18	\$ 7,800.00	\$ 7,000.00	\$ 1,273.78	\$ 7,000.00	\$ 7,900.00		
Police Dept; Grant Expenditures	\$	\$ 10,467.98	\$ -	\$ 4,000.00	\$ 18,500.00	\$ 18,309.92	\$ 18,500.00	\$ 4,000.00		
Police Dept; Contracted Services	\$	\$ 200.61	\$ 254.95	\$ 572.00	\$ 500.00	\$ 64.15	\$ 500.00	\$ 500.00		
Police Dept; Computer Purchase/Software	\$	\$ 4,180.96	\$ 9,727.93	\$ 2,000.00	\$ 2,100.00	\$ -	\$ 2,100.00	\$ 33,000.00		
Police Dept; Computer Support/Upgrades	\$	\$ 16,689.38	\$ 23,498.00	\$ 28,000.00	\$ 30,000.00	\$ 13,039.00	\$ 30,000.00			Combined with 100-52000-120-820
Police Department; Insurances	\$	\$ 31,981.71	\$ 27,980.57	\$ 32,465.00	\$ 32,000.00	\$ 26,833.37	\$ 32,000.00	\$ 32,000.00		
PT - Police Clerk - Wages	\$	\$ -	\$ -	\$ -	\$ -	\$ -	\$ -	\$ 17,655.00		Part-Time (20hrs/week) Clerk to Help Diane
PT - Police Clerk - FICA	\$	\$ -	\$ -	\$ -	\$ -	\$ -	\$ -	\$ 2,701.22		
<b>POLICE DEPARTMENT:</b>	<b>\$</b>	<b>\$ 945,898.19</b>	<b>\$ 983,998.85</b>	<b>\$ 1,058,248.25</b>	<b>\$ 1,349,452.53</b>	<b>\$ 552,050.95</b>	<b>\$ 1,403,131.43</b>	<b>\$ 1,535,868.63</b>	<b>\$</b>	<b>186,416.10</b>

**VILLAGE OF KRONENWETTER  
BUDGET 2024**

<u>FIRE &amp; EMERGENCY MEDICAL SERVICES</u>	2020 Actual:	2021 Actual:	BUDGET YEAR 2022:	ADOPTED BUDGET 2023:	ACTIVITY THROUGH 06/30/2023:	ESTIMATED YEAR END 2023:	PROPOSED BUDGET 2024:	COMMENTS:
Fire Department; Wages & Salaries	\$ 48,676.56	\$ 47,289.60	\$ 67,000.00	\$ 70,000.00	\$ 86,645.00	\$ 138,444.00	\$ 173,290.00	See Fire Chief for information on this line.
Fire Dept; Social Security/Medicare	\$ 3,810.05	\$ 3,942.12	\$ 4,207.50	\$ 4,500.00	\$ 6,614.95	\$ 10,590.97	\$ 13,256.69	
Fire Dept; Employee Assistance Program	\$ 598.00	\$ 749.25	\$ 1,215.00	\$ 1,200.00	\$ 351.00	\$ 693.00	\$ 750.00	
<del>Unemployment</del>	<del>\$ 53.01</del>	<del>\$ -</del>	<del>\$ -</del>	<del>\$ -</del>	<del>\$ -</del>	<del>\$ -</del>	<del>\$ -</del>	Inactivated Account
Fire Dept; Protective Equipment PPE	\$ 13,969.73	\$ 16,106.08	\$ 5,918.00	\$ 20,000.00	\$ 5,981.41	\$ 11,962.82	\$ 20,000.00	
Fire Dept; Miscellaneous Expenses	\$ 308.34	\$ -	\$ 531.00	\$ 1,000.00	\$ 282.54	\$ 565.08	\$ 1,000.00	
Fire Dept; Physical Exams	\$ 1,363.25	\$ 949.00	\$ 1,665.00	\$ 1,500.00	\$ 409.50	\$ 1,119.75	\$ 1,500.00	
Fire Dept; Fuel	\$ 1,786.09	\$ 3,031.16	\$ 4,286.00	\$ 5,000.00	\$ 2,298.04	\$ 6,245.67	\$ 7,000.00	
Fire Dept; Sire/Utilities	\$ 400.34	\$ 373.27	\$ 429.00	\$ 430.00	\$ 339.30	\$ 678.60	\$ 430.00	
Fire Dept; Radio Expenses	\$ 5,218.42	\$ 266.91	\$ 12,000.00	\$ 7,500.00	\$ -	\$ -	\$ -	
Fire Dept; Death/Dismemberment Insurance	\$ 2,806.05	\$ 1,140.00	\$ 1,784.00	\$ 2,500.00	\$ 3,683.51	\$ 7,367.02	\$ 7,000.00	
<del>Fire Dept; Mileage</del>	<del>\$ 1,622.20</del>	<del>\$ 1,210.88</del>	<del>\$ 450.00</del>	<del>\$ 1,300.00</del>	<del>\$ 995.05</del>	<del>\$ 1,990.10</del>	<del>\$ -</del>	Combined with 100-52000-201-340
Fire Dept; Phone Reimbursements	\$ 820.00	\$ 520.00	\$ 960.00	\$ 800.00	\$ 120.00	\$ 240.00	\$ 960.00	\$480/Chief & Deputy Chief
Fire Dept; Dues & Memberships	\$ 775.00	\$ 700.00	\$ 750.00	\$ 1,000.00	\$ 600.00	\$ 1,000.00	\$ 1,000.00	
Fire Dept; Training, Seminars & Mileage	\$ 419.36	\$ 510.90	\$ 1,000.00	\$ 1,000.00	\$ 2,345.00	\$ 2,345.00	\$ 4,000.00	
Fire Dept; Office Expenses	\$ 803.44	\$ 1,097.45	\$ 1,000.00	\$ 1,500.00	\$ 661.23	\$ 1,350.00	\$ 1,500.00	
<del>Fire Dept; Fire Prevention Expenses-</del>	<del>\$ -</del>	<del>\$ -</del>	<del>\$ -</del>	<del>\$ -</del>	<del>\$ -</del>	<del>\$ -</del>	<del>\$ -</del>	Inactivated Account
Fire Dept; Equipment Repairs & Maintenance	\$ 18,130.98	\$ 12,866.44	\$ 51,737.86	\$ 25,000.00	\$ 7,238.09	\$ 59,475.00	\$ 30,000.00	2023 - Insurance Work Performed
Fire Dept; Vehicle Maintenance	\$ 465.93	\$ -	\$ -	\$ -	\$ -	\$ -	\$ -	
Fire Dept; Field Tools Outlay	\$ 796.14	\$ 637.54	\$ 1,000.00	\$ 7,500.00	\$ 7,064.24	\$ 7,450.00	\$ 7,500.00	
Fire Dept; Computer & Software Expenses	\$ -	\$ 1,158.03	\$ -	\$ 1,500.00	\$ -	\$ 1,500.00	\$ 1,500.00	
Fire Dept; Insurances	\$ 15,283.30	\$ 19,000.59	\$ 15,926.00	\$ 16,500.00	\$ 18,081.94	\$ 18,260.68	\$ 20,000.00	
Fire Dept; Grant - Match	\$ -	\$ -	\$ 3,346.00	\$ -	\$ -	\$ -	\$ 10,000.00	DNR Grant - Match (applied - \$20,000 total)
EMS; Wages & Salaries	\$ 19,186.15	\$ 17,198.02	\$ 19,400.00	\$ 25,000.00	\$ 16,857.25	\$ 26,669.00	\$ 33,714.50	See Fire Chief for information on this line.
EMS; Social Security/Medicare	\$ 1,529.24	\$ 1,309.98	\$ 995.00	\$ 1,300.00	\$ 1,289.58	\$ 2,040.18	\$ 2,579.16	
EMS; Equipment Supplies/Maintenance	\$ 2,138.43	\$ 2,548.73	\$ 3,184.00	\$ 5,000.00	\$ 1,010.47	\$ 2,054.36	\$ 5,000.00	
<del>First Responder/EMS Bad Debt</del>	<del>\$ -</del>	<del>\$ (173.63)</del>	<del>\$ -</del>	<del>\$ -</del>	<del>\$ -</del>	<del>\$ -</del>	<del>\$ -</del>	Inactivated Account
EMS; Training/Schooling/Add'l Mtgs	\$ 1,315.73	\$ 1,729.40	\$ 1,561.00	\$ 1,600.00	\$ -	\$ 1,600.00	\$ 1,600.00	
EMS; Other Expenses & Supplies	\$ 3,254.86	\$ 560.64	\$ 1,100.00	\$ 3,000.00	\$ 209.67	\$ 3,000.00	\$ 3,000.00	
EMS; Medical/Physicals	\$ -	\$ 91.25	\$ -	\$ -	\$ 91.50	\$ 91.50	\$ 100.00	
EMS; Grant Expense	\$ -	\$ -	\$ -	\$ -	\$ 23,056.30	\$ 23,056.30	\$ -	2023 - Offset by Grant Revenues
EMS; Outlay-Equipment	\$ -	\$ 4,175.56	\$ -	\$ 4,000.00	\$ 1,339.45	\$ 4,000.00	\$ 4,000.00	
EMS; Outside Services	\$ 13,400.00	\$ 16,200.00	\$ 13,500.00	\$ 22,000.00	\$ 5,150.00	\$ 22,000.00	\$ 22,000.00	
EMS; Service/Standby Fee	\$ 37,209.37	\$ 45,684.80	\$ 47,000.00	\$ 55,000.00	\$ 50,681.12	\$ 61,431.12	\$ 65,000.00	Riverside EMS Service Fees
<b>FIRE/EMERGENCY MEDICAL:</b>	<b>\$ 196,139.97</b>	<b>\$ 200,873.97</b>	<b>\$ 261,945.36</b>	<b>\$ 286,630.00</b>	<b>\$ 243,396.14</b>	<b>\$ 417,220.14</b>	<b>\$ 437,680.34</b>	<b>\$ 151,050.34</b>

**VILLAGE OF KRONENWETTER  
BUDGET 2024**

**BUILDING INSPECTION**

Building Inspector; Wages	\$ 5,624.96	\$ 4,784.10	\$ 13,761.00	\$ 14,846.67	\$ 6,477.85	\$ 14,846.67	\$ -	We do not have a building inspector on staff -
Building Inspector; Retirement	\$ 429.30	\$ 327.94	\$ 995.00	\$ 1,136.50	\$ 440.47	\$ 1,136.50	\$ -	all goes through the contracted services.
Building Inspector; Health Insurance	\$ 2,386.11	\$ 1,703.46	\$ 2,150.00	\$ 5,668.00	\$ (123.61)	\$ 1,215.64	\$ -	
Building Inspector; Social Security/Medicare	\$ 439.46	\$ 354.26	\$ 932.50	\$ 1,010.00	\$ 476.05	\$ 1,010.00	\$ -	
Building Inspection; Contracted Services	\$ 25,171.25	\$ 21,872.50	\$ 27,000.00	\$ 20,000.00	\$ 1,657.50	\$ 3,000.00	\$ 20,000.00	Mike Block
Building Inspect; Administrative Books/Codes	\$ 1,654.94	\$ 1,658.77	\$ 1,660.00	\$ 1,600.00	\$ 330.00	\$ 330.00	\$ -	Combined with Operating/Computer/Supplies
Building Inspector; House Numbers	\$ -	\$ 149.50	\$ -	\$ -	\$ -	\$ -	\$ 600.00	
Building Inspection; Operating Supplies/Computer	\$ -	\$ -	\$ -	\$ -	\$ -	\$ -	\$ 5,000.00	Code Books, Civic Software; bldg. permit stamp
<b>BUILDING INSPECTION:</b>	<b>\$ 35,706.02</b>	<b>\$ 30,850.53</b>	<b>\$ 46,498.50</b>	<b>\$ 44,261.17</b>	<b>\$ 9,258.26</b>	<b>\$ 21,538.81</b>	<b>\$ 25,600.00</b>	<b>\$ (18,661.17)</b>

**POLICE & FIRE COMMISSION**

PFC; Wages	\$ 692.86	\$ -	\$ 1,500.00	\$ 1,500.00	\$ 1,150.00	\$ 1,500.00	\$ -	
PFC; Social Security/Medicare	\$ 105.19	\$ -	\$ 115.00	\$ 114.75	\$ 87.98	\$ 114.75	\$ -	
PFC Clerk; Salaries & Wages	\$ 2,795.89	\$ 2,870.44	\$ 2,950.00	\$ 3,209.86	\$ 1,550.09	\$ 3,209.86	\$ 4,709.86	
PFC Clerk; Social Security/Medicare	\$ 214.68	\$ 209.40	\$ 226.00	\$ 246.00	\$ 118.66	\$ 245.55	\$ 360.30	
PFC Clerk; Health Insurance	\$ 1,073.77	\$ 1,119.33	\$ 1,115.00	\$ 1,134.00	\$ 960.10	\$ 1,600.00	\$ 1,682.17	
PFC Clerk; Retirement	\$ 196.92	\$ 192.55	\$ 192.00	\$ 219.00	\$ 109.20	\$ 218.85	\$ 324.98	
PFC; Postage	\$ 11.65	\$ 13.41	\$ 50.00	\$ 40.00	\$ 77.21	\$ 150.00	\$ 200.00	
PFC; Mileage—Police & Fire Comm.	\$ -	\$ 134.40	\$ 106.00	\$ -	\$ -	\$ -	\$ -	Combined with #100-52800-100-340
PFC; Training & Seminars	\$ 140.00	\$ 234.19	\$ 265.00	\$ 275.00	\$ -	\$ 275.00	\$ 375.00	
PFC; Materials & Supplies	\$ 31.34	\$ 2.64	\$ 53.00	\$ 50.00	\$ -	\$ 50.00	\$ 50.00	
PFC; Legal Fees-Police & Fire Commission	\$ -	\$ -	\$ 100.00	\$ 100.00	\$ -	\$ 100.00	\$ 100.00	
<b>POLICE &amp; FIRE COMMISSION:</b>	<b>\$ 5,262.30</b>	<b>\$ 4,776.36</b>	<b>\$ 6,672.00</b>	<b>\$ 6,888.61</b>	<b>\$ 4,053.24</b>	<b>\$ 7,464.01</b>	<b>\$ 7,802.31</b>	<b>\$ 913.70</b>



**VILLAGE OF KRONENWETTER  
BUDGET 2024**

<b>PUBLIC WORKS</b>	<b>2020 Actual:</b>	<b>2021 Actual:</b>	<b>BUDGET YEAR 2022:</b>	<b>ADOPTED BUDGET 2023:</b>	<b>ACTIVITY THROUGH 06/30/2023:</b>	<b>ESTIMATED YEAR END 2023:</b>	<b>PROPOSED BUDGET 2024:</b>	<b>COMMENTS:</b>
Public Works Director; Salary	\$ 9,478.75	\$ 21,205.58	\$ 22,185.00	\$ 32,390.00	\$ 18,974.82	\$ 24,700.29	\$ 48,925.00	Reflects Split with Water/Sewer Utilities
PWD; Social Security/Medicare	\$ 1,050.53	\$ 1,495.10	\$ 2,263.00	\$ 2,477.00	\$ 1,422.99	\$ 2,845.98	\$ 3,745.00	Reflects Split with Water/Sewer Utilities
PWD; Health Insurance	\$ 2,109.99	\$ 1,625.55	\$ 5,323.00	\$ 7,556.00	\$ 10,153.47	\$ 15,769.36	\$ 10,015.00	Reflects Split with Water/Sewer Utilities
PWD; Employee Assistance Program	\$ 13.00	\$ 13.50	\$ 26.00	\$ 27.00	\$ 13.50	\$ 27.00	\$ 27.00	
PWD; Retirement	\$ 729.36	\$ 1,291.23	\$ 1,922.00	\$ 2,202.00	\$ 931.25	\$ 1,630.22	\$ 3,380.00	Reflects Split with Water/Sewer Utilities
PWD; Telephone Expense	\$ 211.50	\$ -	\$ 480.00	\$ 480.00	\$ 80.00	\$ 160.00	\$ 480.00	
<del>PWD; Mileage/Meals</del>	<del>\$ 309.34</del>	<del>\$ 122.14</del>	<del>\$ 1,592.00</del>	<del>\$ 1,500.00</del>	<del>\$ 96.28</del>	<del>\$ 192.56</del>	<del>\$ -</del>	
PWD; Training, Seminars & Mileage	\$ -	\$ -	\$ 1,500.00	\$ 1,500.00	\$ 1,102.82	\$ 2,205.64	\$ 4,000.00	
Public Works - Crew; Wages	\$ 282,868.23	\$ 284,885.80	\$ 269,348.00	\$ 290,764.80	\$ 161,881.52	\$ 326,563.04	\$ 267,605.36	Combined with 100-55000-200-080
<del>Public Works; Part Time; Wages</del>	<del>\$ 1,841.96</del>	<del>\$ 2,615.28</del>	<del>\$ 8,557.00</del>	<del>\$ 1,689.00</del>	<del>\$ 338.41</del>	<del>\$ 676.82</del>	<del>\$ -</del>	Combined with 100-53000-311-110
<del>Public Works; Part Time; Soc. Security/Medicare</del>	<del>\$ 190.08</del>	<del>\$ 211.56</del>	<del>\$ 655.00</del>	<del>\$ 130.00</del>	<del>\$ 63.31</del>	<del>\$ 126.62</del>	<del>\$ -</del>	Combined with 100-53000-311-134
<del>Public Works Crew; Overtime</del>	<del>\$ 8,766.10</del>	<del>\$ 9,115.83</del>	<del>\$ 16,345.00</del>	<del>\$ 18,125.00</del>	<del>\$ 8,902.88</del>	<del>\$ 17,805.76</del>	<del>\$ -</del>	Combined with 100-53000-311-110
<del>Public Works - Crew; OT Social Security/Medicare</del>	<del>\$ 709.91</del>	<del>\$ 729.10</del>	<del>\$ 1,251.00</del>	<del>\$ 1,387.00</del>	<del>\$ 665.20</del>	<del>\$ 1,330.40</del>	<del>\$ -</del>	Combined with 100-53000-311-134
<del>Public Works - Crew; OT Retirement</del>	<del>\$ 634.80</del>	<del>\$ 659.59</del>	<del>\$ 1,063.00</del>	<del>\$ 1,233.00</del>	<del>\$ 605.39</del>	<del>\$ 1,210.78</del>	<del>\$ -</del>	Combined with 100-53000-311-132
Public Works - Crew; Health Insurance	\$ 81,598.82	\$ 85,057.46	\$ 86,371.00	\$ 83,109.00	\$ 42,604.03	\$ 85,208.06	\$ 94,100.00	
Public Works - Crew; Retirement	\$ 19,988.10	\$ 19,471.77	\$ 17,507.12	\$ 19,772.00	\$ 9,461.77	\$ 22,532.85	\$ 18,465.00	
Public Works - Crew; Social Security/Medicare	\$ 21,937.88	\$ 21,886.48	\$ 20,604.47	\$ 22,244.00	\$ 11,767.12	\$ 24,982.07	\$ 20,475.00	
Public Works - Crew; Physical Exams	\$ 368.00	\$ 226.93	\$ 318.00	\$ 300.00	\$ 173.75	\$ 347.50	\$ 350.00	
Public Works - Crew; Employee Asst. Program	\$ 130.00	\$ 162.00	\$ 137.00	\$ 135.00	\$ 67.50	\$ 135.00	\$ 150.00	
Public Works - Crew; Training & Seminars	\$ -	\$ -	\$ 500.00	\$ 500.00	\$ -	\$ 500.00	\$ 500.00	
								Price increase & possible increase in amount needed 2024 (apx. 115 miles of road) - remaining is estimated for use in 2024 (Fall or early order pricing is cheaper)
Highway - Salt/Brine Applications	\$ 171,547.77	\$ 111,445.24	\$ 174,170.71	\$ 175,000.00	\$ 165,013.20	\$ 175,000.00	\$ 245,000.00	
Highway - Patching & Asphalt	\$ 44,956.43	\$ 7,146.79	\$ 25,000.00	\$ 30,000.00	\$ 45,816.29	\$ 30,000.00	\$ 30,000.00	
Highway - Seal Coating	\$ 189,346.00	\$ 189,824.40	\$ 235,000.00	\$ 235,000.00	\$ 238,405.30	\$ 235,000.00	\$ 300,000.00	Price increase and need to maintain roads
Highway - Crack filling	\$ 40,000.00	\$ 39,866.40	\$ 45,000.00	\$ 45,000.00	\$ 44,998.80	\$ 45,000.00	\$ 65,000.00	Price increase and need to maintain roads
Highway - Pavement Marking	\$ 289.50	\$ -	\$ 15,000.00	\$ 20,000.00	\$ 12,505.85	\$ 20,000.00	\$ 20,000.00	
Highway - Grave & Road Base	\$ 28,643.83	\$ 29,677.06	\$ 25,000.00	\$ 25,000.00	\$ (7,766.25)	\$ (28,656.82)	\$ 25,000.00	
Highway - Road Improvements - Capital	\$ 188,855.84	\$ 15,038.19	\$ 61,000.00	\$ 90,000.00	\$ 8,280.63	\$ 90,000.00	\$ -	Moved - See Fund #410 - Capital Improvements
Highway - Culverts	\$ 869.06	\$ 7,049.81	\$ 10,838.00	\$ 15,000.00	\$ 6,105.41	\$ 12,000.00	\$ 15,000.00	
Highway - Road Signs	\$ 4,332.02	\$ 3,162.56	\$ 4,245.00	\$ 4,245.00	\$ 92.50	\$ 4,245.00	\$ 4,300.00	
Highway - Bridge Inspections	\$ 1,580.00	\$ 135.00	\$ 3,000.00	\$ 3,000.00	\$ -	\$ -	\$ 2,000.00	Carry Over - Required Every two yrs.
Highway - Stormwater (Not Culvert)	\$ 4,590.00	\$ 1,770.00	\$ 2,122.00	\$ 2,500.00	\$ 1,500.00	\$ 2,500.00	\$ 1,500.00	
Highway; Winter Maintenance	\$ 1,200.58	\$ 5,968.72	\$ 7,500.00	\$ 8,000.00	\$ 2,769.33	\$ 8,000.00	\$ 10,000.00	
Highway; Winter Damage - Private Property	\$ 119.43	\$ -	\$ 265.00	\$ 150.00	\$ 45.00	\$ 150.00	\$ 300.00	
Equipment; Repairs/Maintenance	\$ 28,809.02	\$ 39,709.94	\$ 52,854.00	\$ 54,000.00	\$ 40,154.57	\$ 54,000.00	\$ 70,000.00	
Traffic Signal; Maintenance and Repairs	\$ 6,357.40	\$ -	\$ 3,502.00	\$ 3,500.00	\$ 1,571.24	\$ 3,500.00	\$ 6,500.00	
<del>Traffic Signal; Major Repairs</del>	<del>\$ 3,066.34</del>	<del>\$ 2,874.01</del>	<del>\$ 3,184.00</del>	<del>\$ 3,000.00</del>	<del>\$ 3,000.00</del>	<del>\$ 3,000.00</del>	<del>\$ -</del>	Combined with 100-53000-311-381
Public Works; Fuel, Oil Charges and Maintenance	\$ 32,879.47	\$ 42,205.95	\$ 45,900.00	\$ 54,414.00	\$ 40,725.23	\$ 54,414.00	\$ 65,000.00	
<del>Public Works; Tires</del>	<del>\$ 3,584.33</del>	<del>\$ 14,685.29</del>	<del>\$ -</del>	<del>\$ -</del>	<del>\$ -</del>	<del>\$ -</del>	<del>\$ -</del>	Combined with 100-53000-311-384
<del>Outlay Equipment</del>	<del>\$ -</del>	<del>\$ 262,575.00</del>	<del>\$ -</del>	<del>\$ -</del>	<del>\$ -</del>	<del>\$ -</del>	<del>\$ -</del>	This line is used for capital least by the auditors
Public Works; Equipment Rentals	\$ 48,056.00	\$ 13,392.64	\$ 45,000.00	\$ 47,000.00	\$ 2,176.27	\$ 47,000.00	\$ 34,000.00	Reduced by \$13,000 - ditch mower purchase
<del>PW Non-Recurring Oper Expense</del>	<del>\$ 2,720.00</del>	<del>\$ -</del>	<del>\$ -</del>	<del>\$ -</del>	<del>\$ -</del>	<del>\$ -</del>	<del>\$ -</del>	Inactivated account
Garage; Utilities	\$ 9,860.02	\$ 9,407.77	\$ 12,859.00	\$ 11,500.00	\$ 9,060.14	\$ 14,170.75	\$ 15,000.00	
Garage; Supplies & Expenses	\$ 10,666.92	\$ 11,502.12	\$ 10,612.00	\$ 12,000.00	\$ 11,438.82	\$ 20,000.00	\$ 20,000.00	
Public Works; Uniforms/Safety Equipment	\$ 4,118.66	\$ 3,936.74	\$ 6,120.00	\$ 4,500.00	\$ 2,543.34	\$ 4,500.00	\$ 4,500.00	
Public Works; Office Supplies & Expenses	\$ 57.26	\$ -	\$ 150.00	\$ 265.00	\$ 96.76	\$ 265.00	\$ 300.00	
Sirens; Operating Expenses	\$ -	\$ 162.50	\$ 26,894.00	\$ 1,000.00	\$ -	\$ 100.00	\$ 1,000.00	
Streets; Street Lights	\$ 47,153.41	\$ 58,319.20	\$ 47,938.00	\$ 50,000.00	\$ 24,502.52	\$ 50,000.00	\$ 52,000.00	

**VILLAGE OF KRONENWETTER  
BUDGET 2024**

Public Works - Recycling Expenses	\$ 104,751.36	\$ 118,309.96	\$ 130,461.00	\$ 134,089.00	\$ 66,762.29	\$ 121,200.00	\$ 145,000.00	2025 (Harters contract expires) Mulch Grinding (Kafka Granite LLC) & Property Lease (M&G Properties, LLC), \$30,000 - Gravel for yard waste new site-grant applied for.
Public Works - Yard Waste Site Expenses	\$ -	\$ -	\$ -	\$ -	\$ 2,500.00	\$ 2,500.00	\$ 37,000.00	2023 Monthly \$19,477 x 12 plus Marathon County Fees \$100,000 YE 2023. Increase in 2024 is \$.35 per household per pickup.
Public Works - Solid Waste Pick Up - Contracted	\$ 241,919.93	\$ 302,213.07	\$ 352,801.00	\$ 366,512.00	\$ 150,608.58	\$ 334,000.00	\$ 350,000.00	
Public Works; Insurances	\$ 27,043.73	\$ 43,336.17	\$ 34,983.11	\$ 40,000.00	\$ 22,415.14	\$ 33,622.71	\$ 40,000.00	
Engineering Costs	\$ 16,526.98	\$ 24,883.84	\$ (1,973.00)	\$ 50,000.00	\$ -	\$ 10,000.00	\$ 25,000.00	Carry Over Unused Engineering Costs from 2023
Consultant Fees/Contract			\$ 25,300.00	\$ -	\$ -	\$ -	\$ -	
Stormwater Permit Requirements	\$ 1,000.00	\$ 1,000.00	\$ 1,000.00	\$ 1,200.00	\$ -	\$ 1,200.00	\$ 1,000.00	
ROW Tree Work	\$ 450.00	\$ 850.00	\$ -	\$ -	\$ -	\$ -	\$ 2,000.00	
<b>PUBLIC WORKS:</b>	<b>\$ 1,698,287.64</b>	<b>\$ 1,811,223.27</b>	<b>\$ 1,863,673.41</b>	<b>\$ 1,973,395.80</b>	<b>\$ 1,164,626.97</b>	<b>\$ 1,875,660.59</b>	<b>\$ 2,058,617.36</b>	<b>\$ 85,221.56</b>
<b><u>ANIMAL CONTROL</u></b>								
Animal Control-Contracted	\$ 1,295.00	\$ 2,220.00	\$ 2,220.00	\$ 2,200.00	\$ 4,995.00	\$ 4,995.00	\$ 5,000.00	
Animal Control-Held for Cause		\$ 200.00						Combined with 100-54110-210-000
<b>ANIMAL CONTROL:</b>	<b>\$ 1,295.00</b>	<b>\$ 2,420.00</b>	<b>\$ 2,220.00</b>	<b>\$ 2,200.00</b>	<b>\$ 4,995.00</b>	<b>\$ 4,995.00</b>	<b>\$ 5,000.00</b>	<b>\$ 2,800.00</b>

**VILLAGE OF KRONENWETTER  
BUDGET 2024**

<b><u>PARKS &amp; OPEN SPACES</u></b>	<b>2020 Actual:</b>	<b>2021 Actual:</b>	<b>BUDGET YEAR 2022:</b>	<b>ADOPTED BUDGET 2023:</b>	<b>ACTIVITY THROUGH 06/30/2023:</b>	<b>ESTIMATED YEAR END 2023:</b>	<b>PROPOSED BUDGET 2024:</b>	<b>COMMENTS:</b>
Salary & Wages—CDD/ZA	\$ 2,980.33	\$ 2,935.16	\$ 3,261.00	\$ 3,666.67	\$ 1,923.01	\$ 3,846.02	\$ —	Combined with account 100-51420-110-000
FICA Tax—CDD/ZA	\$ 226.53	\$ 219.02	\$ 250.00	\$ 280.50	\$ 143.38	\$ 294.22	\$ —	Combined with account 100-51420-110-111
Retirement (WRS)—CDD/ZA	\$ 209.74	\$ 200.87	\$ 212.00	\$ 250.00	\$ 130.75	\$ 261.50	\$ —	Combined with account 100-51420-132-000
Health Insurance—CDD/ZA	\$ 336.67	\$ 321.32	\$ 359.00	\$ 945.00	\$ (20.60)	\$ 945.00	\$ —	Combined with account 100-51420-130-000
Salary & Wages—Plan Tech	\$ 9,064.74	\$ 7,493.03	\$ 2,099.80	\$ 2,236.00	\$ 1,162.92	\$ 2,236.00	\$ —	Combined with account 100-51425-110-000
FICA Tax—Plan Tech	\$ 645.84	\$ 546.70	\$ 160.45	\$ 172.00	\$ 85.00	\$ 171.05	\$ —	Combined with account 100-51425-110-111
Retirement—Plan Tech	\$ 610.26	\$ 518.33	\$ 157.00	\$ 153.00	\$ 79.08	\$ 158.16	\$ —	Combined with account 100-51425-132-000
Health Insurance—Plan Tech	\$ 407.36	\$ 274.52	\$ 359.00	\$ 945.00	\$ (20.58)	\$ 945.00	\$ —	Combined with account 100-51425-130-000
Parks; PW Crew; Salary & Wages	\$ —	\$ 438.72	\$ 11,475.00	\$ —	\$ 2,381.00	\$ 2,800.00	\$ 2,850.00	Adjusted to 1% of crew only
Parks PW Crew; Social Security/Medicare	\$ —	\$ 32.30	\$ 878.00	\$ —	\$ 179.04	\$ 214.20	\$ 220.00	Adjusted to 1% of crew only
Parks PW Crew; Retirement	\$ —	\$ 29.61	\$ 746.00	\$ —	\$ 115.07	\$ 184.80	\$ 1,005.00	Adjusted to 1% of crew only
Parks PW Crew; Health Insurance	\$ —	\$ —	\$ 3,715.00	\$ —	\$ 363.24	\$ 726.48	\$ 200.00	Adjusted to 1% of crew only
Parks Dept; Salary & Wages	\$ 25,665.31	\$ 33,094.95	\$ 54,722.19	\$ 67,446.59	\$ 19,848.93	\$ 57,522.03	\$ 53,200.00	Adjusted to the part-time crew members only
Parks Dept; Social Security/Medicare	\$ 1,963.40	\$ 2,531.74	\$ 4,187.40	\$ 5,161.00	\$ 1,506.58	\$ 4,400.44	\$ 4,069.80	Adjusted to the part-time crew members only
Parks Dept; Retirement	\$ —	\$ —	\$ —	\$ 899.00	\$ 54.42	\$ 409.56	\$ —	Adjusted to the part-time crew members only
Parks Dept; Insurance	\$ —	\$ —	\$ —	\$ 3,778.00	\$ 721.89	\$ 1,500.00	\$ —	Adjusted to the part-time crew members only
Parks Dept; Physical Exams	\$ —	\$ —	\$ —	\$ 70.00	\$ 63.75	\$ 63.75	\$ 70.00	
Parks; Training & Seminars	\$ —	\$ —	\$ 1,231.00	\$ 100.00	\$ —	\$ 100.00	\$ 200.00	
Parks Dept; Dues & Memberships	\$ —	\$ —	\$ 100.00	\$ —	\$ 308.03	\$ 308.03	\$ 400.00	
Parks; Utilities	\$ 4,709.29	\$ 5,426.28	\$ 3,858.00	\$ 4,500.00	\$ 1,404.27	\$ 2,944.26	\$ 3,500.00	
Parks; Portable Restrooms & Wash Stations	\$ 4,050.00	\$ 3,955.00	\$ 3,714.00	\$ 4,500.00	\$ 2,315.00	\$ 4,750.00	\$ 5,000.00	
Parks; Uniforms & Safety Equipment	\$ 180.00	\$ 219.99	\$ 318.00	\$ 450.00	\$ 112.97	\$ 450.00	\$ 450.00	
Parks; Fuel Charges	\$ 1,815.47	\$ 2,731.71	\$ 3,184.00	\$ 5,500.00	\$ 1,665.82	\$ 5,500.00	\$ 6,000.00	
Parks; Maintenance & Operating Supplies	\$ 568.41	\$ 1,194.79	\$ 1,061.00	\$ 12,000.00	\$ 3,180.18	\$ 7,632.43	\$ 8,000.00	
Parks; Equipment Repairs	\$ 1,050.75	\$ 1,364.88	\$ 2,601.00	\$ 2,500.00	\$ 4,877.23	\$ 5,000.00	\$ 5,000.00	
Parks; Capital Outlay—Equip/Impr	\$ 8,439.00	\$ 1,800.00	\$ —	\$ —	\$ —	\$ —	\$ —	Combined with 100-55000-200-400
Maintenance—Sunset Park	\$ 1,772.13	\$ 11,390.15	\$ 29,675.00	\$ —	\$ —	\$ —	\$ —	Combined with 100-55000-200-400
Maintenance—Seville Park	\$ —	\$ —	\$ 625.00	\$ —	\$ —	\$ —	\$ —	Combined with 100-55000-200-400
Maintenance—Norm Plaza Park	\$ —	\$ —	\$ 625.00	\$ —	\$ —	\$ —	\$ —	Combined with 100-55000-200-400
Maintenance—General/Paths—MU	\$ 941.97	\$ 746.59	\$ 849.00	\$ —	\$ —	\$ —	\$ —	Combined with 100-55000-200-400
Maintenance—Gooding Park	\$ —	\$ 1,242.31	\$ 1,915.00	\$ —	\$ —	\$ —	\$ —	Combined with 100-55000-200-400
Maintenance—Municipal Park	\$ 881.00	\$ —	\$ 1,775.00	\$ —	\$ —	\$ —	\$ —	Combined with 100-55000-200-400
Maintenance—River Oaks	\$ —	\$ 17.96	\$ —	\$ —	\$ —	\$ —	\$ —	Combined with 100-55000-200-400
Maintenance—Wellhead Park	\$ 3,650.00	\$ —	\$ —	\$ —	\$ —	\$ —	\$ —	Combined with 100-55000-200-400
Maintenance—Soccer Fields	\$ 1,073.49	\$ 258.37	\$ 2,325.00	\$ —	\$ —	\$ —	\$ —	Combined with 100-55000-200-400
Maintenance—Friendship Park	\$ 1,958.87	\$ 1,917.63	\$ 3,725.00	\$ —	\$ —	\$ —	\$ —	Combined with 100-55000-200-400
Parks; Other Projects	\$ 1,615.40	\$ 300.18	\$ 3,700.00	\$ 30,000.00	\$ 1,614.56	\$ 30,000.00	\$ 28,000.00	\$28,000 carry over
Forestry; Operating Expenses	\$ 15,056.36	\$ 14,913.17	\$ 15,000.00	\$ —	\$ (299.43)	\$ —	\$ —	Inactivated Account
Parks; Insurances	\$ 5,223.29	\$ 5,080.92	\$ 5,619.00	\$ 5,600.00	\$ 4,832.07	\$ 5,600.00	\$ 5,600.00	
<b>PARKS &amp; FORESTRY:</b>	<b>\$ 95,095.61</b>	<b>\$ 101,196.20</b>	<b>\$ 164,481.84</b>	<b>\$ 151,152.76</b>	<b>\$ 48,727.58</b>	<b>\$ 130,105.98</b>	<b>\$ 123,764.80</b>	<b>\$ (27,387.96)</b>

**VILLAGE OF KRONENWETTER  
BUDGET 2024**

<u>OTHER</u>	2020 Actual:	2021 Actual:	BUDGET YEAR 2022:	ADOPTED BUDGET 2023:	ACTIVITY THROUGH 06/30/2023:	ESTIMATED YEAR END 2023:	PROPOSED BUDGET 2024:	COMMENTS:
Unemployment	\$ 112.46	\$ 6,016.95	\$ 1,000.00	\$ -	\$ -	\$ -	\$ -	
Village Employee Event	\$ 97.35	\$ 516.81	\$ 500.00	\$ 500.00	\$ 982.77	\$ 1,100.00	\$ 1,000.00	
Employee Settlements	\$ -	\$ 41,863.89	\$ 7,875.00	\$ 7,875.00	\$ -	\$ 7,875.00	\$ 7,875.00	Employee Settlement
Tax Refunds & Adjustments	\$ -	\$ -	\$ 500.00	\$ 500.00	\$ -	\$ -	\$ -	
Property & Liability Insurance	\$ 21,734.92	\$ 7,480.74	\$ 23,906.00	\$ 22,000.00	\$ 28,650.85	\$ 28,650.00	\$ 25,092.00	
Publications	\$ 1,439.04	\$ 3,918.76	\$ 3,000.00	\$ 2,000.00	\$ 1,569.32	\$ 2,404.60	\$ 3,500.00	Media Notifications
Newsletter	\$ 2,471.15	\$ 4,705.40	\$ 3,600.00	\$ 3,600.00	\$ 3,990.28	\$ 7,980.56	\$ 8,000.00	2022 December processed in 2023/2 Newsletters Spring/Fall
Dues & Memberships	\$ 9,739.13	\$ 7,002.43	\$ 10,483.00	\$ 10,000.00	\$ 9,236.01	\$ 9,236.01	\$ 10,000.00	
Bank & Investment Fees	\$ 492.00	\$ 667.15	\$ 1,000.00	\$ 500.00	\$ 1,129.86	\$ 2,338.29	\$ 2,500.00	
Weights Measures Inspection	\$ 400.00	\$ 400.00	\$ 400.00	\$ 400.00	\$ 400.00	\$ 400.00	\$ 400.00	
Other Miscellanies	\$ (1,453.40)	\$ 810.99	\$ -	\$ -	\$ -	\$ -	\$ -	Inactivated Account
Web Site Maintenance	\$ 2,100.00	\$ 2,100.00	\$ 2,229.00	\$ 2,500.00	\$ -	\$ 288.00	\$ -	Combined with 100-51400-480-000
Illegal Taxes, Refunds, Uncoll	\$ -	\$ 26,655.60	\$ -	\$ -	\$ -	\$ -	\$ -	Inactivated Account
Non-Recurring Operating Exp.	\$ 2,882.32	\$ 276.84	\$ 4,000.00	\$ 3,000.00	\$ -	\$ -	\$ -	
Contingency	\$ -	\$ -	\$ -	\$ -	\$ -	\$ -	\$ -	
<b>MISCELLANEOUS EXPENSES:</b>	<b>\$ 40,014.97</b>	<b>\$ 102,415.56</b>	<b>\$ 58,493.00</b>	<b>\$ 52,875.00</b>	<b>\$ 45,959.09</b>	<b>\$ 60,272.46</b>	<b>\$ 58,367.00</b>	<b>\$ 5,492.00</b>
<b><u>TRANSFERS TO OTHER FUNDS</u></b>								
Transfer to TID 1	\$ -	\$ -	\$ 67,384.00	\$ -	\$ -	\$ -	\$ -	Analyze TID #1 - can it make its bond payment - difference here.
<b>TOTAL EXPENDITURES:</b>	<b>\$ 3,759,456.79</b>	<b>\$ 3,951,319.34</b>	<b>\$ 4,322,284.36</b>	<b>\$ 4,850,972.36</b>	<b>\$ 2,560,016.44</b>	<b>\$ 5,173,965.30</b>	<b>\$ 5,455,062.05</b>	<b>\$ 604,089.69</b>

**VILLAGE OF KRONENWETTER  
BUDGET 2024**

**Municipal Court Fund #221**

	BUDGET YEAR			Actual 12/31/22 (not audit final)	ADOPTED BUDGET 2023:	ACTIVITY THROUGH 06/30/2023:	ESTIMATED YEAR END 2023:	PROPOSED BUDGET 2024:	COMMENTS:
	2020 ACTUAL:	2021 ACTUAL:	2022:						
<b>REVENUES</b>									
Court; Fines & Forfeitures	\$ 12,886.30	\$ 14,151.80	\$ 12,000.00	\$ 13,650.34	\$ 12,000.00	\$ 1,317.00	\$ 30,000.00	\$ 30,000.00	
Municipal Share; Court	\$ 28,861.26	\$ 31,876.39	\$ 24,181.00	\$ 24,753.05	\$ 30,000.00	\$ -	\$ 30,000.00	\$ 25,000.00	
	<b>\$ 41,747.56</b>	<b>\$ 46,028.19</b>	<b>\$ 36,181.00</b>	<b>\$ 38,403.39</b>	<b>\$ 42,000.00</b>	<b>\$ 1,317.00</b>	<b>\$ 60,000.00</b>	<b>\$ 55,000.00</b>	

	BUDGET YEAR			Actual 12/31/22 (not audit final)	ADOPTED BUDGET 2023:	ACTIVITY THROUGH 06/30/2023:	ESTIMATED YEAR END 2023:	PROPOSED BUDGET 2024:	COMMENTS:
	2020 ACTUAL:	2021 ACTUAL:	2022:						
<b>EXPENDITURES</b>									
Court Judge's Salary	\$ 5,133.64	\$ 5,801.20	\$ 5,500.00	\$ 5,041.63	\$ 5,500.00	\$ 2,749.98	\$ 5,500.00	\$ 5,500.00	
Court; Judge Social Security/Medicare	\$ 420.84	\$ 455.91	\$ 421.00	\$ 385.73	\$ 420.75	\$ 210.40	\$ 420.75	\$ 420.75	
Court; Bond - Expenses	\$ 150.00	\$ 137.50	\$ 155.00	\$ 189.50	\$ 200.00	\$ -	\$ 200.00	\$ 200.00	
Court; Interpreter/Substitute Judge	\$ -	\$ 150.00	\$ 150.00	\$ -	\$ 150.00	\$ -	\$ 150.00	\$ 150.00	
Court; Materials & Supplies	\$ 2,538.48	\$ 4,113.72	\$ 2,000.00	\$ 2,187.07	\$ 2,500.00	\$ 807.30	\$ 2,500.00	\$ 2,500.00	
Court; Computer Program Support	\$ 950.00	\$ 950.00	\$ 950.00	\$ 950.00	\$ 1,100.00	\$ 1,100.00	\$ 1,100.00	\$ 1,100.00	
Court Clerk; Salary/Wages	\$ 20,968.43	\$ 21,527.51	\$ 22,128.00	\$ 21,936.31	\$ 24,073.92	\$ 11,631.73	\$ 24,073.92	\$ 28,613.60	
Court Clerk; Social Security/Medicare	\$ 1,610.14	\$ 1,604.52	\$ 1,692.00	\$ 1,607.13	\$ 1,841.00	\$ 857.16	\$ 1,841.00	\$ 2,188.94	
Court Clerk; Health Insurance	\$ 8,054.23	\$ 8,395.44	\$ -	\$ 7,395.29	\$ 8,500.00	\$ 4,405.03	\$ 8,500.00	\$ 10,010.52	
Court Clerk; Retirement	\$ 1,476.11	\$ 1,443.97	\$ 1,439.00	\$ 1,425.79	\$ 1,637.00	\$ 818.92	\$ 1,637.00	\$ 1,974.34	
Court Clerk; Mileage & Meals	\$ 12.64	\$ 158.48	\$ 150.00	\$ 161.25	\$ 175.00	\$ -	\$ 175.00	\$ 175.00	
Training, Seminars, Schooling	\$ 909.00	\$ 1,141.70	\$ 1,400.00	\$ 1,123.86	\$ 1,500.00	\$ 845.00	\$ 1,500.00	\$ 1,500.00	
Liability & Property Insurances	\$ 195.62	\$ 148.24	\$ 196.00	\$ 117.54	\$ 200.00	\$ 112.83	\$ 200.00	\$ 200.00	
	<b>\$ 42,419.13</b>	<b>\$ 46,028.19</b>	<b>\$ 36,181.00</b>	<b>\$ 42,521.10</b>	<b>\$ 47,797.67</b>	<b>\$ 23,538.35</b>	<b>\$ 47,797.67</b>	<b>\$ 54,533.15</b>	

**VILLAGE OF KRONENWETTER  
BUDGET 2024**

**SPECIAL PARKS FUND - FUND #250**

<b>REVENUES</b>	<b>2020 Actual:</b>	<b>2021 Actual:</b>	<b>Budget Year 2022:</b>	<b>Actual 12/31/22 (not audit final)</b>	<b>ADOPTED BUDGET 2023:</b>	<b>ACTIVITY THROUGH 06/30/2023:</b>	<b>ESTIMATED YEAR END 2023:</b>	<b>PROPOSED BUDGET 2024:</b>	<b>COMMENTS:</b>
General Property Taxes	\$ -	\$ -	\$ -	\$ -	\$ -	\$ -	\$ -	\$ -	
Transportation Grants	\$ 437,953.53	\$ -	\$ -	\$ -	\$ -	\$ -	\$ -	\$ -	
Other Local Grants	\$ 280,729.00	\$ -	\$ -	\$ -	\$ -	\$ -	\$ -	\$ -	
Park Dedication Fees	\$ -	\$ 7,236.00	\$ -	\$ -	\$ -	\$ -	\$ -	\$ -	
Interest Earned on Investments	\$ 1,485.32	\$ 485.60	\$ 601.00	\$ 98.94	\$ 100.00	\$ 717.78	\$ 1,230.48	\$ -	
Donations - Park Dept.	\$ -	\$ 3,208.00	\$ 2,000.00	\$ 4,000.00	\$ -	\$ -	\$ -	\$ -	
Donations - Bike & Walkways	\$ -	\$ -	\$ -	\$ -	\$ -	\$ 1,500.00	\$ 1,500.00	\$ -	
Transfer from General Fund	\$ -	\$ 34,750.00	\$ -	\$ -	\$ -	\$ -	\$ -	\$ -	
Transfer from TID 2	\$ 236,000.00	\$ -	\$ -	\$ -	\$ -	\$ -	\$ -	\$ -	
<b>CARRY OVER OF PRIOR YEAR FUNDS</b>									
Prior year funds	\$ -	\$ -	\$ -	\$ -	\$ -	\$ -	\$ -	\$ 1,500.00	Donated Funds
	<b>\$ 956,167.85</b>	<b>\$ 45,679.60</b>	<b>\$ 2,601.00</b>	<b>\$ 4,098.94</b>	<b>\$ 100.00</b>	<b>\$ 2,217.78</b>	<b>\$ 2,730.48</b>	<b>\$ 1,500.00</b>	

<b>EXPENDITURES</b>	<b>2020 Actual:</b>	<b>2021 Actual:</b>	<b>Budget Year 2022:</b>	<b>Actual 12/31/22 (not audit final)</b>	<b>ADOPTED BUDGET 2023:</b>	<b>ACTIVITY THROUGH 06/30/2023:</b>	<b>ESTIMATED YEAR END 2023:</b>	<b>PROPOSED BUDGET 2024:</b>	<b>COMMENTS:</b>
Parks Expense	\$ -	\$ -	\$ 2,000.00	\$ 2,805.72	\$ -	\$ -	\$ -	\$ -	
Parks Capital Projects/Outlay	\$ -	\$ -	\$ 80,000.00	\$ -	\$ 100.00	\$ -	\$ -	\$ -	
Bike and Walkway Outlay	\$ (2,060.69)	\$ 17,966.50	\$ -	\$ -	\$ -	\$ -	\$ -	\$ 1,500.00	Carry Over for Project
Bike/Walkway Outlay-State Exp	\$ 9,153.02	\$ -	\$ -	\$ -	\$ -	\$ -	\$ -	\$ -	
Bike Right-of-Way/Acquisition	\$ 1,500.00	\$ -	\$ -	\$ -	\$ -	\$ -	\$ -	\$ -	
	<b>\$ 8,592.33</b>	<b>\$ 17,966.50</b>	<b>\$ 82,000.00</b>	<b>\$ 2,805.72</b>	<b>\$ 100.00</b>	<b>\$ -</b>	<b>\$ -</b>	<b>\$ 1,500.00</b>	

**VILLAGE OF KRONENWETTER  
BUDGET 2024**

**Fire Department Donation Fund #260**

**REVENUES**

	2020 Actual:	2021 Actual:	Budget Year 2022:	Actual 12/31/22 (not audit final)	ADOPTED BUDGET 2023:	ACTIVITY THROUGH 06/30/2023:	ESTIMATED YEAR END 2023:	PROPOSED BUDGET 2024:	COMMENTS:
Interest Earned on Investments	\$ 243.03	\$ 231.14	\$ 250.00	\$ 109.52	\$ -	\$ 289.53	\$ 496.34	\$ 500.00	
Sale of Fire Extinguishers	\$	\$ 582.75	\$	\$	\$	\$	\$	\$	Combined with 260-48000-009-000
FD Donation - WI Valley Fair	\$	\$ 1,665.00	\$ 1,200.00	\$	\$ 1,200.00	\$	\$ 1,200.00	\$	Combined with 260-48000-009-000
FD Donation - 5K Run	\$ 23,971.82	\$ 36,727.56	\$ 43,709.00	\$ 32,062.03	\$ 28,000.00	\$	\$ 28,000.00	\$	Combined with 260-48000-009-000
FD Donation - Other	\$ 963.00	\$ 1,079.00	\$ 1,000.00	\$ 3,128.50	\$ 1,000.00	\$ 19,363.13	\$ 19,363.13	\$ 15,000.00	
	<b>\$ 25,177.85</b>	<b>\$ 40,285.45</b>	<b>\$ 46,159.00</b>	<b>\$ 35,300.05</b>	<b>\$ 30,200.00</b>	<b>\$ 19,652.66</b>	<b>\$ 49,059.47</b>	<b>\$ 15,500.00</b>	

**EXPENDITURES**

	2020 Actual:	2021 Actual:	Budget Year 2022:	Actual 12/31/22 (not audit final)	ADOPTED BUDGET 2023:	ACTIVITY THROUGH 06/30/2023:	ESTIMATED YEAR END 2023:	PROPOSED BUDGET 2024:	COMMENTS:
FD Donation Expenditures	\$ 750.51	\$	\$	\$	\$	\$	\$	\$	Combined with 260-55200-900-000
FD Donation Exp - Equipment	\$	\$	\$ 3,000.00	\$ 1,092.58	\$ 3,000.00	\$	\$ 3,000.00	\$	Combined with 260-55200-900-000
FD Donation Exp - WI Val Fair	\$	\$ 542.35	\$ 450.00	\$ 1,300.94	\$ 500.00	\$	\$ 500.00	\$	Combined with 260-55200-900-000
FD Donation Exp - Fall Fest	\$	\$	\$	\$	\$ 500.00	\$	\$ 500.00	\$	Combined with 260-55200-900-000
FD Donation Exp - 5K Run	\$ 10,180.01	\$ 17,770.92	\$ 15,000.00	\$ 12,478.39	\$ 5,000.00	\$	\$ 5,000.00	\$	Combined with 260-55200-900-000
Fallen Firefighter's Donations	\$ 12,000.00	\$	\$ 20,000.00	\$ 19,500.00	\$ 17,000.00	\$	\$ 17,000.00	\$	Combined with 260-55200-900-000
FD Donation; Expenses	\$ 14,321.83	\$ 4,572.67	\$ 13,000.00	\$ 6,408.63	\$ 4,000.00	\$ 9,128.35	\$ 9,128.35	\$ 15,000.00	
	<b>\$ 37,252.35</b>	<b>\$ 22,885.94</b>	<b>\$ 51,450.00</b>	<b>\$ 40,780.54</b>	<b>\$ 30,000.00</b>	<b>\$ 9,128.35</b>	<b>\$ 35,128.35</b>	<b>\$ 15,000.00</b>	

\*Note: with passage of recent Ordinance is this Fund #260 still required. To be determined by Village Board.

**VILLAGE OF KRONENWETTER  
BUDGET 2024**

**2% Fire Dues Fund #270**

			Budget Year	Actual 12/31/22	ADOPTED BUDGET	ACTIVITY THROUGH	ESTIMATED YEAR END	PROPOSED BUDGET	
	2020 Actual:	2021 Actual:	2022:	(not audit final)	2023:	06/30/2023:	2023:	2024:	COMMENTS:
<b>REVENUES</b>									
2% Fire Dues	\$ 26,554.68	\$ 28,170.73	\$ 25,500.00	\$ 29,781.96	\$ 28,171.00	\$ -	\$ 28,171.00	\$ 28,171.00	
2% Fire Dues from Guenther	\$ -	\$ -	\$ 1,000.00	\$ 1,173.66	\$ 1,100.00	\$ -	\$ 1,352.00	\$ 1,352.00	
Interest on Investments	\$ 433.92	\$ 473.53	\$ 200.00	\$ 266.20	\$ 500.00	\$ 546.61	\$ 937.05	\$ 1,000.00	
<b>Other Financing Sources</b>									
Use of Undesignated Funds	\$ -	\$ -	\$ 6,801.00	\$ -	\$ 19,729.00		\$ 19,883.26	\$ 24,533.12	
	<b>\$ 26,988.60</b>	<b>\$ 28,644.26</b>	<b>\$ 26,700.00</b>	<b>\$ 31,221.82</b>	<b>\$ 29,771.00</b>	<b>\$ 546.61</b>	<b>\$ 30,460.05</b>	<b>\$ 30,523.00</b>	

			Budget Year	Actual 12/31/22	ADOPTED BUDGET	ACTIVITY THROUGH	ESTIMATED YEAR END	PROPOSED BUDGET	
	2020 Actual:	2021 Actual:	2022:	(not audit final)	2023:	06/30/2023:	2023:	2024:	COMMENTS:
<b>EXPENDITURES</b>									
Salaries/Wages - Fire Prevent	\$ 394.85	\$ 1,065.75	\$ 6,000.00	\$ 2,077.75	\$ 6,000.00	\$ 6,136.50	\$ 6,136.50	\$ 6,320.60	
FICA - Fire Prevention	\$ 65.06	\$ 81.49	\$ 459.00	\$ 158.87	\$ -	\$ 454.81	\$ 454.81	\$ 483.53	
Training/Schooling/Meetings	\$ -	\$ -	\$ 1,592.00	\$ -	\$ 5,000.00	\$ -	\$ 5,000.00	\$ 5,000.00	
Fire Prevention Supplies	\$ -	\$ 4,645.11	\$ 8,400.00	\$ 44.99	\$ 3,500.00	\$ 2,117.00	\$ 3,500.00	\$ 3,500.00	
Fire Tools Outlay	\$ -	\$ 1,165.24	\$ 5,000.00	\$ 2,145.00	\$ 5,000.00	\$ -	\$ 5,000.00	\$ 10,000.00	Purchase new fire hose nozzles
Outlay-Fire Equipment	\$ 12,025.51	\$ 399.95	\$ 12,000.00	\$ 16,709.15	\$ 30,000.00	\$ 14,125.32	\$ 30,000.00	\$ 30,000.00	
Bank and Investment Fees	\$ 34.57	\$ 103.52	\$ 50.00	\$ 105.30	\$ -	\$ -	\$ -	\$ -	
	<b>\$ 12,519.99</b>	<b>\$ 7,461.06</b>	<b>\$ 33,501.00</b>	<b>\$ 21,241.06</b>	<b>\$ 49,500.00</b>	<b>\$ 22,833.63</b>	<b>\$ 50,091.31</b>	<b>\$ 55,304.12</b>	

09/30/23 Cash on Hand:	\$ 86,242.56
Less: Funds Needed 2024	<b>\$ (24,533.12)</b>
Remainder:	<u>\$ 61,709.44</u>



**VILLAGE OF KRONENWETTER  
BUDGET 2024**

**Debt Service Fund 350**

<b>REVENUES</b>	<b>2020 Actual:</b>	<b>2021 Actual:</b>	<b>Budget Year 2022:</b>	<b>Actual 12/31/22 (not audit final)</b>	<b>ADOPTED BUDGET 2023:</b>	<b>ACTIVITY THROUGH 06/30/2023:</b>	<b>ESTIMATED YEAR END 2023:</b>	<b>PROPOSED BUDGET 2024:</b>	<b>Comments:</b>
Property Tax Revenue	\$ 1,162,002.00	\$ 1,110,000.00	\$ 750,000.00	\$ 750,000.00	\$ 700,000.00	\$ 700,000.00	\$ 700,000.00	\$ 193,012.00	
Principal - Ph 2 Sewer & Water	\$ 58,408.15	\$ -	\$ -	\$ -	\$ -	\$ -	\$ -	\$ -	
Principal - Cnty X Sewer & Water	\$ 1,003.16	\$ -	\$ -	\$ -	\$ -	\$ -	\$ -	\$ -	
Principal - Golden Pond	\$ 11,289.10	\$ 9,841.85	\$ 9,264.00	\$ 33.50	\$ 9,200.00	\$ -	\$ 9,200.00	\$ 9,200.00	LK
Principal - Vanderwaal	\$ -	\$ 101,620.00	\$ 11,652.00	\$ -	\$ 11,652.00	\$ -	\$ 11,652.00	\$ 11,652.00	LK
Loan Proceeds	\$ -	\$ 2,760,000.00	\$ -	\$ -	\$ -	\$ 6.93	\$ 6.93	\$ -	
Interest Earned on Investments	\$ 3,635.95	\$ 1,150.89	\$ 1,900.00	\$ 4,078.61	\$ -	\$ 11,639.05	\$ 19,952.66	\$ 19,000.00	
Interest - Ph 2 Sewer & Water	\$ 3,212.59	\$ -	\$ -	\$ -	\$ -	\$ -	\$ -	\$ -	
Interest - Cnty X Sewer & Water	\$ 55.18	\$ -	\$ -	\$ -	\$ -	\$ -	\$ -	\$ -	
Interest - Golden Pond	\$ 1,137.15	\$ 786.14	\$ 800.00	\$ 8,397.77	\$ -	\$ -	\$ -	\$ -	LK
Interest - Vanderwaal	\$ -	\$ -	\$ 3,146.00	\$ -	\$ 3,146.00	\$ -	\$ 3,146.00	\$ 3,146.00	LK
Bond Premium	\$ -	\$ 416,303.65	\$ -	\$ -	\$ -	\$ -	\$ -	\$ -	
<b>DUE FROM TID'S</b>	\$ -	\$ -	\$ -	\$ -	\$ -	\$ -	\$ -	\$ 632,308.00	LK
	<b>\$ 1,240,743.28</b>	<b>\$ 4,399,702.53</b>	<b>\$ 776,762.00</b>	<b>\$ 762,509.88</b>	<b>\$ 723,998.00</b>	<b>\$ 711,645.98</b>	<b>\$ 743,957.59</b>	<b>\$ 868,318.00</b>	

<b>EXPENDITURES</b>	<b>2020 Actual:</b>	<b>2021 Actual:</b>	<b>Budget Year 2022:</b>	<b>Actual 12/31/22 (not audit final)</b>	<b>ADOPTED BUDGET 2023:</b>	<b>ACTIVITY THROUGH 06/30/2023:</b>	<b>ESTIMATED YEAR END 2023:</b>	<b>PROPOSED BUDGET 2024:</b>
Bond Issuance Costs	\$ -	\$ 36,892.55	\$ -	\$ -	\$ -	\$ -	\$ -	\$ -
Principal - \$5.1M	\$ 250,000.00	\$ 3,100,000.00	\$ -	\$ -	\$ -	\$ -	\$ -	\$ -
Principal \$2.38M	\$ 800,000.00	\$ 680,000.00	\$ -	\$ -	\$ -	\$ -	\$ -	\$ -
Principal - GOB 2021A	\$ -	\$ -	\$ 315,000.00	\$ 315,000.00	\$ 345,000.00	\$ 345,000.00	\$ 345,000.00	\$ 395,000.00
Principal - \$1.29M GOPN 2018	\$ -	\$ -	\$ 250,000.00	\$ 250,000.00	\$ 255,000.00	\$ 255,000.00	\$ 255,000.00	\$ 150,000.00
Principal - GOB 2021B	\$ -	\$ -	\$ -	\$ -	\$ -	\$ -	\$ -	\$ 140,000.00
Principal - Lease Revenue Bond	\$ -	\$ -	\$ -	\$ -	\$ -	\$ -	\$ -	\$ 12,000.00
Interest - GOB 2021A	\$ -	\$ 72,986.68	\$ 104,100.00	\$ 104,100.00	\$ 90,900.00	\$ 48,900.00	\$ 90,900.00	\$ 76,100.00
Interest - \$5.1M	\$ 150,262.50	\$ (0.05)	\$ -	\$ -	\$ -	\$ -	\$ -	\$ -
Interest \$2.38M	\$ 30,620.00	\$ 14,620.00	\$ -	\$ -	\$ -	\$ -	\$ -	\$ -
Interest - \$1.29M GOPN 2018	\$ 38,700.00	\$ 38,700.00	\$ 34,950.00	\$ 34,950.00	\$ 27,375.00	\$ 15,600.00	\$ 27,375.00	\$ 21,300.00
Interest - GOB 2021B	\$ -	\$ -	\$ -	\$ -	\$ -	\$ -	\$ -	\$ 27,700.00
Interest - Lease Revenue Bond	\$ -	\$ -	\$ -	\$ -	\$ -	\$ -	\$ -	\$ 46,218.00
Payment to Current Noteholder	\$ -	\$ 37,929.65	\$ -	\$ -	\$ -	\$ -	\$ -	\$ -
	<b>\$ 1,269,582.50</b>	<b>\$ 3,981,128.83</b>	<b>\$ 704,050.00</b>	<b>\$ 704,050.00</b>	<b>\$ 718,275.00</b>	<b>\$ 664,500.00</b>	<b>\$ 718,275.00</b>	<b>\$ 868,318.00</b>

**VILLAGE OF KRONENWETTER  
BUDGET 2024**

**BOND PAYMENT SCHEDULE BY YEAR THROUGH 2029**

<b>BOND PAYMENTS DUE</b>									
<b>PRINCIPAL:</b>	<b>2022</b>	<b>2023</b>	<b>2024</b>	<b>2025</b>	<b>2026</b>	<b>2027</b>	<b>2028</b>	<b>2029</b>	
G.O. PROMISSORY 2018 \$1.29M	\$ 250,000	\$ 255,000	\$ 150,000	\$ 155,000	\$ 155,000	\$ 160,000	\$ 165,000		
G.O. BOND, 2021A \$4.685M	\$ 380,000	\$ 565,000	\$ 630,000	\$ 655,000	\$ 685,000	\$ 695,000	\$ 505,000	\$ 90,000	
G.O. BOND, 2021B \$1.87M	\$ 280,000	\$ 135,000	\$ 140,000	\$ 140,000	\$ 145,000	\$ 145,000	\$ 340,000	\$ 345,000	
<b>INTEREST:</b>	<b>2022</b>	<b>2023</b>	<b>2024</b>	<b>2025</b>	<b>2026</b>	<b>2027</b>	<b>2028</b>	<b>2029</b>	
G.O. PROMISSORY 2018 \$1.29M	\$ 38,950	\$ 27,375	\$ 21,300	\$ 16,725	\$ 12,075	\$ 7,350	\$ 2,475		
G.O. BOND, 2021A \$4.685M	\$ 179,800	\$ 160,900	\$ 137,000	\$ 111,300	\$ 84,500	\$ 56,900	\$ 32,900	\$ 21,000	
G.O. BOND, 2021B \$1.87M	\$ 34,600	\$ 30,450	\$ 27,700	\$ 24,900	\$ 22,050	\$ 19,150	\$ 14,300	\$ 7,450	
<b>TOTAL PAYMENT DUE</b>	<b>2022</b>	<b>2023</b>	<b>2024</b>	<b>2025</b>	<b>2026</b>	<b>2027</b>	<b>2028</b>	<b>2029</b>	
G.O. PROMISSORY 2018 \$1.29M	\$ 288,950	\$ 282,375	\$ 171,300	\$ 171,725	\$ 167,075	\$ 167,350	\$ 167,475	\$ -	
G.O. BOND, 2021A \$4.685M	\$ 559,800	\$ 725,900	\$ 767,000	\$ 766,300	\$ 769,500	\$ 751,900	\$ 537,900	\$ 111,000	
G.O. BOND, 2021B \$1.87M	\$ 314,600	\$ 165,450	\$ 167,700	\$ 164,900	\$ 167,050	\$ 164,150	\$ 354,300	\$ 352,450	
	<b>\$ 1,163,350</b>	<b>\$ 1,173,725</b>	<b>\$ 1,106,000</b>	<b>\$ 1,102,925</b>	<b>\$ 1,103,625</b>	<b>\$ 1,083,400</b>	<b>\$ 1,059,675</b>	<b>\$ 463,450</b>	

<b>DUE FROM OTHER FUNDS/REVENUES:</b>									
	<b>2022</b>	<b>2023</b>	<b>2024</b>	<b>2025</b>	<b>2026</b>	<b>2027</b>	<b>2028</b>	<b>2029</b>	
Due From TIF #1 - 2021A	\$ 106,700.00	\$ 104,100.00	\$ 106,400.00	\$ 103,500.00	\$ 105,700.00	\$ 107,600.00	\$ 104,400.00	\$ 111,000.00	
Due From TID #4 - 2021A	\$ 34,000.00	\$ 185,900.00	\$ 189,500.00	\$ 187,800.00	\$ 185,900.00	\$ 185,700.00			
Due from TID #1 - 2021B	\$ 151,400.00	\$ 153,750.00	\$ 156,000.00	\$ 153,200.00	\$ 155,350.00	\$ 152,450.00	\$ 154,500.00	\$ 151,500.00	
Due from TID #4 - 2021B	\$ 163,200.00	\$ 11,700.00	\$ 11,700.00	\$ 11,700.00	\$ 11,700.00	\$ 11,700.00	\$ 199,800.00	\$ 200,950.00	
<b>TOTAL REVENUES/OFFSETS:</b>	<b>\$ 455,300.00</b>	<b>\$ 455,450.00</b>	<b>\$ 463,600.00</b>	<b>\$ 456,200.00</b>	<b>\$ 458,650.00</b>	<b>\$ 457,450.00</b>	<b>\$ 458,700.00</b>	<b>\$ 463,450.00</b>	

<b>NET GO DEBT SERVICE PAYMENT:</b>	<b>\$ 708,050.00</b>	<b>\$ 718,275.00</b>	<b>\$ 642,400.00</b>	<b>\$ 646,725.00</b>	<b>\$ 644,975.00</b>	<b>\$ 625,950.00</b>	<b>\$ 600,975.00</b>	<b>\$ -</b>	
-------------------------------------	----------------------	----------------------	----------------------	----------------------	----------------------	----------------------	----------------------	-------------	--

**REDEVELOPMENT AUTHORITY - LEASE REVENUE BOND (Paid for by TIF #1)**

<b>PRINCIPAL:</b>	<b>2022</b>	<b>2023</b>	<b>2024</b>	<b>2025</b>	<b>2026</b>	<b>2027</b>	<b>2028</b>	<b>2029</b>	
LEASE REVENUE BOND, 2016	\$ 115,000.00	\$ 115,000.00	\$ 120,000.00	\$ 120,000.00	\$ 125,000.00	\$ 125,000.00	\$ 130,000.00	\$ 135,000.00	
<b>INTEREST:</b>									
LEASE REVENUE BOND, 2016	\$ 52,811.25	\$ 50,913.75	\$ 48,707.50	\$ 46,217.50	\$ 43,490.00	\$ 40,521.25	\$ 37,332.50	\$ 33,849.50	
<b>TOTAL PAYMENT DUE - RDA:</b>	<b>\$ 167,811.25</b>	<b>\$ 165,913.75</b>	<b>\$ 168,707.50</b>	<b>\$ 166,217.50</b>	<b>\$ 168,490.00</b>	<b>\$ 165,521.25</b>	<b>\$ 167,332.50</b>	<b>\$ 168,849.50</b>	

<b>NET GO / RDA BOND PAYMENTS:</b>	<b>\$ 875,861.25</b>	<b>\$ 884,188.75</b>	<b>\$ 811,107.50</b>	<b>\$ 812,942.50</b>	<b>\$ 813,465.00</b>	<b>\$ 791,471.25</b>	<b>\$ 768,307.50</b>	<b>\$ 168,849.50</b>	
------------------------------------	----------------------	----------------------	----------------------	----------------------	----------------------	----------------------	----------------------	----------------------	--

**VILLAGE DEBT CAPACITY PER STATE OF WISCONSIN**

Equalized Value:	\$ 895,765,200	
Maximum Debt Allowable:	\$ 44,788,260	5% of Equalized Value
Less: Current Outstanding Debt	\$ (7,790,000)	
<b>Unused Debt Capacity:</b>	<b>\$ 36,998,260</b>	

Percentage of Used Debt Capacity for the Village:	17.39%
Percentage of Unused Debt Capacity for the Village:	82.61%

**VILLAGE OF KRONENWETTER  
BUDGET 2024**

**Capital Projects Fund #410**

			Actual		ADOPTED BUDGET 2023:	ACTIVITY THROUGH 06/30/2023:	ESTIMATED YEAR END 2023:	PROPOSED BUDGET 2024:	COMMENTS:
	2020 Actual:	2021 Actual:	Budget Year 2022:	12/31/22 (not audit final)					
<b>REVENUES</b>									
Tax Revenues	\$ 125,361.00	\$ 100,000.00	\$ 200,000.00	\$ 200,000.00	-	-	\$ -	\$ 35,000.00	
Local Highway & Bridge Aid	\$ -	\$ 128,433.18	\$ -	\$ -	-	-	\$ -	\$ -	
Intergovernmental Revenues	\$ 21,462.45	\$ -	\$ -	\$ -	-	-	\$ -	\$ -	
Interest Earned on Investments	\$ 929.69	\$ 277.77	\$ 900.00	\$ 1,313.31	25.00	8,443.53	\$ 17,764.50	\$ 15,000.00	
Undesignated Fund Revenue	\$ -	\$ -	\$ -	\$ -	125,000.00	-	\$ 125,000.00	\$ 120,000.00	
<b>CARRY OVER OF 2023 BUDGETED FUNDS</b>									
Carry Over of Funds-Kowalski Road	\$ -	\$ -	\$ -	\$ -	-	-	\$ -	\$ 90,000.00	CARRY OVER UNUSED
	<b>\$ 147,753.14</b>	<b>\$ 228,710.95</b>	<b>\$ 200,900.00</b>	<b>\$ 201,313.31</b>	<b>\$ 125,025.00</b>	<b>\$ 8,443.53</b>	<b>\$ 142,764.50</b>	<b>\$ 260,000.00</b>	

			Actual		ADOPTED BUDGET 2023:	ACTIVITY THROUGH 06/30/2023:	ESTIMATED YEAR END 2023:	PROPOSED BUDGET 2024:	COMMENTS:
	2020 Actual:	2021 Actual:	Budget Year 2022:	12/31/22 (not audit final)					
<b>EXPENDITURES</b>									
Capital Road Improvement Projects	\$ 11,922.50	\$ -	\$ 60,000.00	\$ -	-	\$ -	\$ -	\$ 120,000.00	Set aside for road project 2025.
Other Capital Projects	\$ 71,949.29	\$ 71,979.01	\$ -	\$ 580.00	-	-	\$ -	\$ -	
Kowalski Road Interchange	\$ -	\$ -	\$ 125,000.00	\$ -	125,000.00	5,805.00	\$ 90,000.00	\$ 90,000.00	Kowalski Road Interchange-YE 2023 Unused
Transfer to General Fund	\$ -	\$ -	\$ -	\$ -	-	-	\$ -	\$ -	
Facility Study (Village Buildings/Storage)	\$ -	\$ -	\$ -	\$ -	\$ -	\$ -	\$ -	\$ 50,000.00	AMOUNT TO BE DETERMINED
	<b>\$ 83,871.79</b>	<b>\$ 71,979.01</b>	<b>\$ 185,000.00</b>	<b>\$ 580.00</b>	<b>\$ 125,000.00</b>	<b>\$ 5,805.00</b>	<b>\$ 90,000.00</b>	<b>\$ 260,000.00</b>	

Cash On Hand 09/30/2023:	\$ 543,922.67	
Estimated Unused:	\$ 90,000.00	Kowalski Road Project
Proposed Use Undesignated:	\$ (120,000.00)	Road Project Funding
Proposed Carry Over	\$ (90,000.00)	Kowalski Road Project
Remainder:	<u>\$ 423,922.67</u>	Estimated as of 09/30/23

**VILLAGE OF KRONENWETTER  
BUDGET 2024**

**TAX INCREMENTAL FINANCING DISTRICT #1 - Fund #451**

				Actual 12/31/22	ADOPTED	ACTIVITY	ESTIMATED	PROPOSED	COMMENTS:	
	2020 Actual:	2021 Actual:	Budget Year 2022:	(not audit final)	BUDGET 2023:	THROUGH 06/30/2023:	YEAR END 2023:	BUDGET 2024:		
<b>REVENUES</b>										
Property Tax Revenue	\$ 318,153.57	\$ 313,672.49	\$ 313,672.00	\$ 283,628.46	\$ 283,750.00	\$ 250,037.71	\$ 250,037.71	\$ 250,037.71	Based on TID Increment Worksheet from State	
State Exempt Computer Aid	\$ 567.52	\$ 567.52	\$ 568.00	\$ 567.52	\$ 568.00	\$ -	\$ 568.00	\$ 568.00		
Personal Property State Aid	\$ -	\$ (2,244.11)	\$ -	\$ -	\$ -	\$ -	\$ -	\$ -		
Tax Guarantee - Developers	\$ 43,535.67	\$ 47,535.14	\$ 43,536.00	\$ 51,175.25	\$ 47,500.00	\$ 49,415.26	\$ 49,415.26	\$ 49,415.26		
Interest on Investments	\$ 4,948.65	\$ 3,422.01	\$ 2,000.00	\$ 7,910.56	\$ 2,400.00	\$ 9,524.60	\$ 16,327.89	\$ 15,000.00		
Loan Proceeds	\$ -	\$ 2,210,000.00	\$ -	\$ -	\$ -	\$ -	\$ -	\$ -		
Transfer from General Fund	\$ -	\$ -	\$ 67,384.00	\$ 67,384.00	\$ -	\$ -	\$ -	\$ -		Only if VB authorizes it again.
Premium on Debt	\$ -	\$ 299,233.05	\$ -	\$ -	\$ -	\$ -	\$ -	\$ -		
<b>\$ 367,205.41</b>	<b>\$ 2,872,186.10</b>	<b>\$ 427,160.00</b>	<b>\$ 410,665.79</b>	<b>\$ 334,218.00</b>	<b>\$ 308,977.57</b>	<b>\$ 316,348.86</b>	<b>\$ 315,020.97</b>			

				Actual 12/31/22	ADOPTED	ACTIVITY	ESTIMATED	PROPOSED	COMMENTS:
	2020 Actual:	2021 Actual:	Budget Year 2022:	(not audit final)	BUDGET 2023:	THROUGH 06/30/2023:	YEAR END 2023:	BUDGET 2024:	
<b>EXPENDITURES</b>									
TID #1 - State Fee	\$ 166.00	\$ 150.00	\$ 150.00	\$ 150.00	\$ 200.00	\$ -	\$ -	\$ -	Pd out of Audit in 2023
Bank and Investment Fees	\$ 357.35	\$ 1,069.79	\$ 600.00	\$ 1,087.78	\$ 800.00	\$ 1,077.23	\$ 1,077.23	\$ 1,000.00	
Office Supplies	\$ 0.48	\$ 0.50	\$ -	\$ 3.84	\$ -	\$ -	\$ -	\$ -	
TIF Auditing	\$ 690.00	\$ 720.00	\$ 780.00	\$ 1,905.00	\$ 960.00	\$ 150.00	\$ 960.00	\$ 1,000.00	
TIF Consulting	\$ -	\$ -	\$ -	\$ -	\$ -	\$ 236.46	\$ 425.00	\$ -	
<b>ADMINISTRATIVE STAFF</b>									
Salaries & Wages	\$ 4,407.97	\$ 4,299.74	\$ 4,992.00	\$ 3,241.90	\$ 5,486.00	\$ 2,448.73	\$ 5,486.00	\$ 2,060.00	Administrator & Finance Director
FICA Taxes	\$ 326.01	\$ 311.23	\$ 383.00	\$ 225.69	\$ 420.00	\$ 143.29	\$ 420.00	\$ 157.59	
Health Insurance	\$ 740.64	\$ 771.67	\$ 912.00	\$ 398.99	\$ 1,418.00	\$ (54.76)	\$ 1,418.00	\$ 400.42	
Retirement (WRS)	\$ 316.38	\$ 294.48	\$ 325.00	\$ 210.82	\$ 373.00	\$ 93.15	\$ 373.00	\$ 142.14	
Mileage	\$ 66.24	\$ -	\$ 750.00	\$ -	\$ -	\$ -	\$ 35.00	\$ -	
RDA Committee Compensation	\$ 225.63	\$ -	\$ 150.00	\$ 457.50	\$ 600.00	\$ 161.49	\$ 600.00	\$ 600.00	
<b>DEBT PAYMENTS DUE</b>									
Debt Service - Principal	\$ 125,000.00	\$ 3,182,000.00	\$ 310,000.00	\$ 310,000.00	\$ 315,000.00	\$ 315,000.00	\$ 315,000.00	\$ 330,000.00	
Debt Service - Interest	\$ 201,122.79	\$ 116,004.72	\$ 106,911.00	\$ 115,911.25	\$ 108,763.75	\$ 56,210.00	\$ 108,763.75	\$ 101,107.50	
Bond Issuance Costs	\$ 612.00	\$ 39,155.07	\$ 612.00	\$ 612.00	\$ 615.00	\$ -	\$ -	\$ -	
<b>TRANSFERS OUT</b>									
Transfer to Other Funds	\$ -	\$ 20,644.14	\$ -	\$ -	\$ -	\$ -	\$ -	\$ -	
Transfers To General Fund	\$ -	\$ 2,442,840.00	\$ -	\$ -	\$ -	\$ -	\$ -	\$ -	
<b>\$ 334,031.49</b>	<b>\$ 5,808,261.34</b>	<b>\$ 426,565.00</b>	<b>\$ 434,204.77</b>	<b>\$ 434,635.75</b>	<b>\$ 375,465.59</b>	<b>\$ 434,557.98</b>	<b>\$ 436,467.65</b>		

<b>ASSETS:</b>	<b>(09/30/23)</b>	\$ (121,446.69)
Cash on Hand:	\$ (1,434,680.90)	
Savings Account:	\$ 337,133.78	
Local Gov. Investment Pool:	\$ 25,484.51	
<b>NET:</b>	<b>\$ (1,072,062.61)</b>	

**VILLAGE OF KRONENWETTER  
BUDGET 2024**

**TAX INCREMENTAL FINANCING DISTRICT #2 - Fund #452**

	Budget Year			Actual 12/31/22 (not audit final)	ADOPTED BUDGET 2023:	ACTIVITY		ESTIMATED YEAR END 2023:	PROPOSED BUDGET 2024:	COMMENTS:
	2020 Actual:	2021 Actual:	2022:			THROUGH 06/30/2023:	ESTIMATED			
<b>REVENUES</b>										
Property Tax Revenue	\$ 727,515.52	\$ 864,178.34	\$ 834,870.00	\$ 754,906.05	\$ 755,000.00	\$ 980,254.93	\$ 980,254.93	\$ 980,254.93	\$ 980,254.93	Based on TID Increment Worksheet from State 2024
State Exempt Computer Aid	\$ 41,799.91	\$ 41,799.91	\$ 41,800.00	\$ 41,799.91	\$ 41,800.00	\$ 41,799.91	\$ 41,800.00	\$ 41,800.00	\$ 41,800.00	
Personal Property State Aid	\$ 2,495.22	\$ 1,965.87	\$ 1,966.00	\$ 2,495.22	\$ 2,500.00	\$ 2,495.22	\$ 2,495.22	\$ 2,500.00	\$ 2,500.00	
Tax Guarantee - Developers	\$ -	\$ -	\$ -	\$ -	\$ -	\$ 4,500.00	\$ 4,500.00	\$ 4,500.00	\$ -	
Miscellaneous Revenue	\$ 1,000.00	\$ 1,000.00	\$ 1,000.00	\$ 1,000.00	\$ 1,000.00	\$ -	\$ 50.00	\$ -	\$ -	
Interest Earned Investments	\$ 15,818.67	\$ 6,616.10	\$ 6,000.00	\$ 6,919.52	\$ 4,000.00	\$ 14,575.45	\$ 24,986.49	\$ 24,000.00	\$ 24,000.00	
Proceeds; Loans/Financing	\$ -	\$ -	\$ -	\$ -	\$ -	\$ -	\$ -	\$ -	\$ 5,540,000.00	Money need to borrow if we did all projects
Transfer from General Fund	\$ -	\$ -	\$ -	\$ -	\$ -	\$ -	\$ -	\$ -	\$ -	
<b>TOTAL</b>	<b>\$ 788,629.32</b>	<b>\$ 915,560.22</b>	<b>\$ 885,636.00</b>	<b>\$ 807,120.70</b>	<b>\$ 804,300.00</b>	<b>\$ 1,043,625.51</b>	<b>\$ 1,054,086.64</b>	<b>\$ 6,588,554.93</b>		

	Budget Year			Actual 12/31/22 (not audit final)	ADOPTED BUDGET 2023:	ACTIVITY		ESTIMATED YEAR END 2023:	PROPOSED BUDGET 2024:	COMMENTS:
	2020 Actual:	2021 Actual:	2022:			THROUGH 06/30/2023:	ESTIMATED			
<b>EXPENDITURES</b>										
Prfl Services; Engineering	\$ 33,502.35	\$ 3,729.10	\$ 50,000.00	\$ 3,500.00	\$ 50,000.00	\$ -	\$ -	\$ 100,000.00	\$ 100,000.00	
Prfl Services; Marketing	\$ -	\$ -	\$ 50,000.00	\$ -	\$ 10,000.00	\$ -	\$ -	\$ 10,000.00	\$ 10,000.00	
Prfl Services; Legal	\$ 930.00	\$ 1,001,336.00	\$ 30,000.00	\$ 7,596.00	\$ 8,500.00	\$ 1,387.50	\$ 2,500.00	\$ 10,000.00	\$ 10,000.00	
Construction	\$ 916,744.73	\$ 11,500.00	\$ 50,000.00	\$ -	\$ 170,000.00	\$ -	\$ -	\$ 3,417,000.00	\$ 3,417,000.00	Lift Station 8 (1,742,000), Beranek Rd (100,000), Village Rd-Jamroz Rd- Flanner Rd (75,000) Beranek Rd (1,000,000)
TIF Incentives	\$ -	\$ -	\$ 100,000.00	\$ -	\$ 50,000.00	\$ -	\$ -	\$ 1,000,000.00	\$ 1,000,000.00	Village Rd-Jamroz Rd- Flanner Rd (500,000)
Bank and Investment Fees	\$ 674.54	\$ 2,044.34	\$ -	\$ 2,053.59	\$ 1,800.00	\$ 1,900.24	\$ 2,280.29	\$ 2,500.00	\$ 2,500.00	Development Incentive
Office Supplies	\$ 0.96	\$ 1.00	\$ -	\$ 1.27	\$ -	\$ 20.28	\$ 100.00	\$ 100.00	\$ 100.00	
TIF Auditing	\$ 1,380.00	\$ 1,440.00	\$ 1,200.00	\$ 1,920.00	\$ 1,900.00	\$ 300.00	\$ 1,500.00	\$ 4,000.00	\$ 4,000.00	
TIF Consulting	\$ -	\$ -	\$ 10,000.00	\$ -	\$ -	\$ 6,248.97	\$ 9,000.00	\$ 20,000.00	\$ 20,000.00	Ehlers & Others
<b>ADMINISTRATIVE STAFF</b>										
Salaries & Wages	\$ 8,815.06	\$ 8,599.60	\$ 9,984.00	\$ 6,483.91	\$ 10,971.00	\$ 6,011.81	\$ 13,219.89	\$ 10,300.00	\$ 10,300.00	Administrator & Finance Director
FICA Taxes	\$ 652.33	\$ 622.48	\$ 764.00	\$ 451.41	\$ 840.00	\$ 287.49	\$ 1,011.32	\$ 787.95	\$ 787.95	
Health Insurance	\$ 1,449.38	\$ 1,539.85	\$ 1,824.00	\$ 804.88	\$ 2,835.00	\$ (111.24)	\$ 448.84	\$ 2,005.00	\$ 2,005.00	
Retirement (WRS)	\$ 632.91	\$ 589.13	\$ 647.00	\$ 421.37	\$ 747.00	\$ 187.24	\$ 912.17	\$ 710.70	\$ 710.70	
Mileage	\$ 417.69	\$ 13.44	\$ 1,500.00	\$ -	\$ 250.00	\$ -	\$ 100.00	\$ 500.00	\$ 500.00	
RDA Compensation	\$ -	\$ -	\$ 300.00	\$ -	\$ 300.00	\$ -	\$ -	\$ 300.00	\$ 300.00	
Land Purchase	\$ -	\$ -	\$ 400,000.00	\$ -	\$ -	\$ -	\$ -	\$ 2,000,000.00	\$ 2,000,000.00	Property Acquisition
Debt Service - Principal	\$ 110,000.00	\$ 2,608,000.00	\$ 187,000.00	\$ -	\$ -	\$ -	\$ -	\$ -	\$ -	
Debt Service - Interest	\$ 73,287.00	\$ 40,413.25	\$ -	\$ -	\$ -	\$ -	\$ -	\$ -	\$ -	
Bond Issuance Costs	\$ -	\$ 750.00	\$ 750.00	\$ -	\$ -	\$ -	\$ -	\$ 1,000.00	\$ 1,000.00	
Transfers to Other Funds	\$ 236,000.00	\$ -	\$ -	\$ -	\$ -	\$ -	\$ -	\$ -	\$ -	
<b>TOTAL</b>	<b>\$ 1,384,486.95</b>	<b>\$ 3,680,578.19</b>	<b>\$ 893,969.00</b>	<b>\$ 23,232.43</b>	<b>\$ 308,143.00</b>	<b>\$ 16,232.29</b>	<b>\$ 31,072.52</b>	<b>\$ 6,579,203.65</b>		

**NET REVENUE VS EXPENSES: \$ 9,351.28**

**OUTSTANDING INTERFUND LOAN FROM:**  
DEBT SERVICE FUND #350 - 2020 REFINANCING ADVANCED TO TID #2

\$ 310,775.00

<b>ASSETS:</b>		<b>(09/30/23)</b>
Cash on Hand:	\$	396,094.36
Savings Account:	\$	518,091.11
Local Gov. Investment Pool:	\$	90.12
<b>NET:</b>	<b>\$</b>	<b>914,275.59</b>

**VILLAGE OF KRONENWETTER  
BUDGET 2024**

**TAX INCREMENTAL FINANCING DISTRICT #3 - Fund #453**

**REVENUES**

	2020 Actual:	2021 Actual:	Budget Year 2022:	Actual 12/31/22 (not audit final)	ADOPTED BUDGET 2023:	ACTIVITY THROUGH 06/30/2023:	ESTIMATED YEAR END 2023:	PROPOSED BUDGET 2024:	COMMENTS:
Property Tax Revenue	\$ 13,636.75	\$ 14,001.63	\$ 14,002.00	\$ 12,660.89	\$ 12,700.00	\$ 13,391.30	\$ 13,391.30	\$ 31,764.04	Based on TID Increment Worksheet from State 2024
Personal Property State Aid	\$ 533.91	\$ 981.92	\$ 982.00	\$ 533.91	\$ 540.00	\$ 533.91	\$ 533.91	\$ 533.91	
Interest on Investments	\$ 257.40	\$ 207.80	\$ 250.00	\$ 119.54	\$ -	\$ 2,998.47	\$ 5,140.23	\$ 5,250.00	
<b>\$ 14,428.06</b>	<b>\$ 15,191.35</b>	<b>\$ 15,234.00</b>	<b>\$ 13,314.34</b>	<b>\$ 13,240.00</b>	<b>\$ 16,923.68</b>	<b>\$ 19,065.44</b>	<b>\$ 37,547.95</b>		

**EXPENDITURES**

	2020 Actual:	2021 Actual:	Budget Year 2022:	Actual 12/31/22 (not audit final)	ADOPTED BUDGET 2023:	ACTIVITY THROUGH 06/30/2023:	ESTIMATED YEAR END 2023:	PROPOSED BUDGET 2024:	COMMENTS:
Legal	\$ 150.00	\$ 150.00	\$ 150.00	\$ 150.00	\$ -	\$ -	\$ -	\$ 150.00	State Fee
TID #3; Fees & Bank Charges	\$ -	\$ -	\$ -	\$ -	\$ -	\$ -	\$ -	\$ -	
Office Supplies	\$ 0.08	\$ 0.10	\$ -	\$ 0.93	\$ -	\$ 0.56	\$ 5.00	\$ 10.00	
TIF Auditing	\$ 115.00	\$ 120.00	\$ 130.00	\$ 160.00	\$ 150.00	\$ 150.00	\$ 150.00	\$ 200.00	
TIF Consulting	\$ -	\$ -	\$ -	\$ -	\$ -	\$ -	\$ -	\$ -	
<b>ADMINISTRATIVE STAFF</b>									
Salaries & Wages	\$ 734.85	\$ 716.54	\$ 832.00	\$ 540.34	\$ 915.00	\$ 847.10	\$ 1,452.17	\$ 2,060.00	Administrator & Finance Director
FICA Taxes	\$ 54.29	\$ 51.86	\$ 64.00	\$ 34.63	\$ 70.00	\$ 23.97	\$ 111.09	\$ 157.59	
Health Insurance	\$ 122.37	\$ 129.10	\$ 152.00	\$ (185.89)	\$ 237.00	\$ (9.12)	\$ (9.12)	\$ 400.42	
Retirement (WRS)	\$ 52.87	\$ 49.17	\$ 55.00	\$ 34.99	\$ 63.00	\$ 15.48	\$ 100.20	\$ 142.14	
Mileage	\$ 9.90	\$ 19.60	\$ -	\$ -	\$ -	\$ -	\$ -	\$ -	
RDA Committee Compensation	\$ -	\$ -	\$ 25.00	\$ -	\$ -	\$ -	\$ -	\$ -	
Transfer to Other Funds	\$ -	\$ -	\$ -	\$ -	\$ -	\$ -	\$ -	\$ -	
<b>\$ 1,239.36</b>	<b>\$ 1,236.37</b>	<b>\$ 1,408.00</b>	<b>\$ 735.00</b>	<b>\$ 1,435.00</b>	<b>\$ 1,027.99</b>	<b>\$ 1,809.34</b>	<b>\$ 3,120.15</b>		

**NET REVENUE VS EXPENSES: \$ 34,427.80**

<b>ASSETS:</b>	<b>(09/30/23)</b>
Cash on Hand:	\$ 86,103.95
Savings Account:	\$ 15,026.66
<b>NET:</b>	<b>\$ 101,130.61</b>

**VILLAGE OF KRONENWETTER  
BUDGET 2024**

**TAX INCREMENTAL FINANCING DISTRICT #4 - Fund #454**

<b>REVENUES</b>	2020 Actual:	2021 Actual:	Budget Year 2022:	Actual 12/31/22 (not audit final)	ADOPTED BUDGET 2023:	ACTIVITY	ESTIMATED	PROPOSED	COMMENTS:
						THROUGH 06/30/2023:	YEAR END 2023:	BUDGET 2024:	
Property Tax Revenue	\$ 93,846.75	\$ 109,216.79	\$ 109,217.00	\$ 98,756.18	\$ 98,800.00	\$ 164,112.30	\$ 164,112.30	\$ 164,112.30	Based on TID Increment Worksheet from State
State Exempt Computer Aid	\$ 674.82	\$ 674.82	\$ 675.00	\$ 674.81	\$ 675.00	\$ 674.82	\$ 674.82	\$ 675.00	
Personal Property State Aid	\$ 361.75	\$ 141.95	\$ 142.00	\$ 361.75	\$ 362.00	\$ 361.75	\$ 361.75	\$ 362.00	
Tax Guarantee - Developers	\$ 16,488.90	\$ 13,821.68	\$ 13,822.00	\$ 21,538.84	\$ 2,500.00	\$ 26,845.14	\$ 26,845.14	\$ 26,840.00	
Interest on Investments	\$ 694.54	\$ 141.19	\$ 250.00	\$ 1,131.89	\$ 1,100.00	\$ 2,024.44	\$ 3,470.47	\$ 3,500.00	
Land Sales	\$ 1,000.00	\$ 69,025.00				\$ -	\$ -	\$ -	
Loan Proceeds	\$ -	\$ 1,585,000.00	\$ -	\$ -	\$ -	\$ -	\$ -	\$ -	
Premium on Debt		\$ 164,051.25				\$ -	\$ -	\$ -	
	<b>\$ 113,066.76</b>	<b>\$ 1,942,072.68</b>	<b>\$ 124,106.00</b>	<b>\$ 122,463.47</b>	<b>\$ 103,437.00</b>	<b>\$ 194,018.45</b>	<b>\$ 195,464.48</b>	<b>\$ 195,489.30</b>	

<b>EXPENDITURES</b>	2020 Actual:	2021 Actual:	Budget Year 2022:	Actual 12/31/22 (not audit final)	ADOPTED BUDGET 2023:	ACTIVITY	ESTIMATED	PROPOSED	COMMENTS:
						THROUGH 06/30/2023:	YEAR END 2023:	BUDGET 2024:	
Legal	\$ 150.00	\$ 167.00	\$ 150.00	\$ 150.00	\$ 200.00	\$ -	\$ -	\$ -	
TID #4; Fees & Bank Charges	\$ -	\$ 0.10	\$ -	\$ 0.18	\$ -	\$ 150.00	\$ 150.00	\$ 150.00	State TID Fee
Office Supplies	\$ 0.08		\$ 130.00	\$ 160.00	\$ -	\$ 0.06	\$ 5.00	\$ 10.00	
TIF Auditing	\$ 115.00	\$ 120.00	\$ -	\$ -	\$ 160.00	\$ 115.00	\$ 115.00	\$ 200.00	
<b>ADMINISTRATIVE STAFF</b>									
Salaries & Wages	\$ 734.62	\$ 716.54	\$ 832.00	\$ 540.34	\$ 915.00	\$ 847.10	\$ 1,452.17	\$ 2,060.00	Administrator & Finance Director
FICA Taxes	\$ 54.29	\$ 51.86	\$ 64.00	\$ 37.63	\$ 70.00	\$ 23.97	\$ 111.09	\$ 157.59	
Health Insurance	\$ 121.40	\$ 128.29	\$ 152.00	\$ 66.75	\$ 237.00	\$ 18.76	\$ 25.00	\$ 400.42	
Retirement (WRS)	\$ 52.87	\$ 49.17	\$ 55.00	\$ 34.99	\$ 63.00	\$ 22.88	\$ 50.00	\$ 142.14	
Mileage	\$ 38.07	\$ -	\$ -	\$ -	\$ -	\$ -	\$ -	\$ -	
RDA Committee Compensation	\$ -	\$ -	\$ 25.00	\$ -	\$ -	\$ -	\$ -	\$ -	
Debt Service - Principal	\$ 50,000.00	\$ 50,000.00	\$ 150,000.00	\$ 150,000.00	\$ 155,000.00	\$ 155,000.00	\$ 155,000.00	\$ 165,000.00	
Debt Service - Interest	\$ 44,283.96	\$ 32,946.11	\$ 47,200.00	\$ 47,200.00	\$ 42,600.00	\$ 22,850.00	\$ 42,600.00	\$ 36,200.00	
Bond Issuance Costs	\$ -	\$ 27,475.24	\$ -	\$ -	\$ -	\$ -	\$ -	\$ -	
Payment to Refunding Bond Agen	\$ -	\$ 13,922.34	\$ -	\$ -	\$ -	\$ -	\$ -	\$ -	
Debt Service - Principal Refin	\$ -	\$ 1,707,160.00	\$ -	\$ -	\$ -	\$ -	\$ -	\$ -	
Transfer to Other Funds	\$ -	\$ -	\$ -	\$ -	\$ -	\$ -	\$ -	\$ -	
	<b>\$ 95,550.29</b>	<b>\$ 1,832,736.65</b>	<b>\$ 198,608.00</b>	<b>\$ 198,189.89</b>	<b>\$ 199,245.00</b>	<b>\$ 179,027.77</b>	<b>\$ 199,508.26</b>	<b>\$ 204,320.15</b>	

**NET REVENUE VS EXPENSES: \$ (8,830.85)**

<b>ASSETS:</b>	<b>(09/30/23)</b>
Cash on Hand:	\$ 4,060.36
Savings Account:	\$ 143,221.60
Local Gov. Investment Pool:	\$ 10,979.13
<b>NET:</b>	<b>\$ 158,261.09</b>

**VILLAGE OF KRONENWETTER  
BUDGET 2024**

**ARPA - American Rescue Plan Act Fund #500 - FUND CLOSED IN 2024**

	2021 Actual:	Budget Year 2022:	Actual 12/31/22 (not audit final)	ADOPTED BUDGET 2023:	ACTIVITY THROUGH 06/30/2023:	ESTIMATED YEAR END 2023:	PROPOSED BUDGET 2024:
<b>REVENUES</b>							
ARPA Revenue	\$ 74,852.62	\$ 338,216.00	\$ 342,621.78	\$ -	\$ -	\$ -	\$ -
Interest on Investments	\$ 2.24	\$ -	\$ 737.23	\$ -	\$ 71.45	\$ 71.45	\$ -
	<b>\$ 74,854.86</b>	<b>\$ 338,216.00</b>	<b>\$ 343,359.01</b>	<b>\$ -</b>	<b>\$ 71.45</b>	<b>\$ 71.45</b>	<b>\$ -</b>

<b>EXPENDITURES</b>							
Equipment Purchases		\$ -	\$ 10,408.00	\$ -	\$ -		\$ -
Construction Expense	\$ -	\$ 293,965.00	\$ 300,106.65	\$ -	\$ -		\$ -
Engineering - Wtr Meter Stn	\$ 22,053.00	\$ 43,861.00	\$ 37,407.37	\$ -	\$ 20,156.13	\$ 20,156.13	\$ -
Taxes - Property Taxes	\$ -	\$ 390.00	\$ 390.49	\$ -	\$ -		\$ -
Land Purchase	\$ 52,799.62	\$ -	\$ -	\$ -	\$ -		\$ -
Fire Protection Capital Outlay		\$ -	\$ -	\$ -	\$ 400,000.00	\$ 400,000.00	\$ -
	<b>\$ 74,852.62</b>	<b>\$ 338,216.00</b>	<b>\$ 348,312.51</b>	<b>\$ -</b>	<b>\$ 420,156.13</b>	<b>\$ 420,156.13</b>	<b>\$ -</b>



**VILLAGE OF KRONENWETTER  
WATER UTILITY - FUND #601  
BUDGET 2024**

**Water Utility Fund #601**

		2020 Actual:	2021 Actual:	Budget Year 2022:	Actual 12/31/22 (not audit final)	ADOPTED BUDGET 2023:	ACTIVITY THROUGH 06/30/2023:	ESTIMATED YEAR END 2023:	PROPOSED BUDGET 2024:	COMMENTS:
<b>REVENUES</b>										
601-00-40800-200-000	Water Tax Roll	\$ -	\$ -	\$ -	\$ 243.02	\$ -	\$ 2,673.06	\$ 2,673.06	\$ -	Tax Roll Entry -Do not budget
601-00-41900-000-000	Interest on Investments	\$ 6,395.17	\$ 4,363.16	\$ 7,000.00	\$ 3,942.39	\$ 15,000.00	\$ 13,766.99	\$ 34,823.20	\$ 34,500.00	
601-00-42100-000-000	Misc Non-Operating Income	\$ 11,097.98	\$ 11,997.72	\$ 5,000.00	\$ 3,603.51	\$ 3,000.00	\$ 207.24	\$ 500.00	\$ 500.00	
601-00-46100-461-000	Metered Sales - Residential	\$ 479,437.91	\$ 484,434.81	\$ 483,855.00	\$ 455,685.74	\$ 465,000.00	\$ 231,233.70	\$ 462,467.40	\$ 470,000.00	
601-00-46100-461-200	Metered Sales - Commercial	\$ 47,113.34	\$ 52,422.55	\$ 47,475.00	\$ 54,963.10	\$ 56,000.00	\$ 27,925.96	\$ 58,239.63	\$ 58,000.00	
601-00-46100-461-300	Metered Sales - Industrial	\$ 12,487.61	\$ 14,848.42	\$ 14,164.00	\$ 14,434.50	\$ 14,750.00	\$ 7,621.09	\$ 13,090.97	\$ 13,100.00	
601-00-46100-462-000	Private Fire Protection	\$ 4,594.02	\$ 5,039.95	\$ 2,600.00	\$ 18,183.98	\$ 18,000.00	\$ 9,454.00	\$ 19,161.05	\$ 19,000.00	
601-00-46100-463-000	Public Fire Protection	\$ 134,130.96	\$ 136,875.72	\$ 123,150.00	\$ 117,189.29	\$ 120,000.00	\$ 62,871.13	\$ 125,742.26	\$ 126,000.00	
601-00-46100-463-030	Industrial Fire Protection	\$ 433.00	\$ -	\$ -	\$ -	\$ -	\$ -	\$ -	\$ -	
601-00-46100-464-000	Metered Sales/Public Authority	\$ 1,474.22	\$ 809.51	\$ 1,639.00	\$ 692.83	\$ 750.00	\$ 338.16	\$ 582.12	\$ 600.00	
601-00-46100-465-000	Metered Sales - Multifam Resid	\$ 70,893.52	\$ 85,878.73	\$ 56,822.00	\$ 74,228.96	\$ 78,000.00	\$ 35,815.31	\$ 71,630.62	\$ 72,000.00	
601-00-46100-470-000	Water; Forfeited Discounts	\$ 1,442.94	\$ 266.23	\$ 2,172.00	\$ -	\$ -	\$ -	\$ -	\$ -	
601-00-46100-472-000	Cell Tower Rent on Water Tower	\$ 28,000.00	\$ 31,360.00	\$ 31,360.00	\$ 31,360.00	\$ 31,360.00	\$ 31,360.00	\$ 31,360.00	\$ 31,360.00	
601-00-46100-473-000	Water; Connection Fees	\$ -	\$ -	\$ -	\$ -	\$ -	\$ 3,846.00	\$ 4,496.00	\$ 4,500.00	
601-00-46100-474-000	Other Misc Water Revenues	\$ 17,198.04	\$ 14,338.54	\$ -	\$ -	\$ -	\$ 5,804.67	\$ 15,000.00	\$ 10,000.00	
601-00-46400-421-000	Contributed Assets	\$ 22,983.05	\$ 174,099.62	\$ -	\$ -	\$ -	\$ -	\$ -	\$ -	
<b>CAPITAL PROJECT FUNDS</b>										
601-499000-000-000	Project Funding Per Schedule	\$ -	\$ -	\$ -	\$ -	\$ -	\$ -	\$ -	\$ 435,000.00	Added per CIP Schedule
	Clean Water Fund Proceeds	\$ -	\$ -	\$ -	\$ -	\$ -	\$ -	\$ -	SEE EXPENSE LINE	
		<b>\$ 837,681.76</b>	<b>\$ 1,016,734.96</b>	<b>\$ 775,237.00</b>	<b>\$ 774,527.32</b>	<b>\$ 801,860.00</b>	<b>\$ 432,917.31</b>	<b>\$ 839,766.32</b>	<b>\$ 1,274,560.00</b>	

**VILLAGE OF KRONENWETTER  
WATER UTILITY - FUND #601  
BUDGET 2024**

**EXPENDITURES**

	2020 Actual:	2021 Actual:	Budget Year 2022:	Actual 12/31/22 (not audit final)	ADOPTED BUDGET 2023:	ACTIVITY THROUGH 06/30/2023:	ESTIMATED YEAR END 2023:	PROPOSED BUDGET 2024:	COMMENTS:
601-00-50999-000-000 Pension-Expense	151	\$(10,914.00)	\$	\$	\$	\$	\$	\$	
601-00-53600-403-000 Depreciation Expense - Water	\$ 208,634.69	\$ 210,181.76	\$ 212,331.00	\$ 206,311.05	\$ 206,311.05	\$ 35,030.30	\$ 206,311.05	\$ 162,000.00	Use this for CIP monthly Contribution
601-00-53600-408-000 Taxes-Property Tax Equivalent	\$ 163,782.23	\$ 157,042.24	\$ -	\$ -	\$ -	\$ -	\$ -	\$ -	VB DISCONTINUED THIS IN 2021
601-00-53600-601-001 Purchased Water—Engineering	\$	\$(1,547.00)	\$(176,975.00)	\$	\$	\$	\$	\$	
601-00-53600-605-001 Maintenance of Water Source Pl	\$ 34,837.30	\$ 70.01	\$	\$	\$	\$	\$	\$	
<b>NEW</b> Maintenance; Meter Replacement	\$ -	\$ -	\$ -	\$ -	\$ -	\$ -	\$ -	\$ 40,000.00	<b>NEW</b>
<b>NEW</b> Wells; Inspection Program	\$ -	\$ -	\$ -	\$ -	\$ -	\$ -	\$ -	\$ -	2025 Well Inspection
	<b>\$ 407,405.22</b>	<b>\$ 357,927.01</b>	<b>\$ 389,306.00</b>	<b>\$ 206,311.05</b>	<b>\$ 206,311.05</b>	<b>\$ 35,030.30</b>	<b>\$ 206,311.05</b>	<b>\$ 202,000.00</b>	

	2020 Actual:	2021 Actual:	Budget Year 2022:	Actual 12/31/22 (not audit final)	ADOPTED BUDGET 2023:	ACTIVITY THROUGH 06/30/2023:	ESTIMATED YEAR END 2023:	PROPOSED BUDGET 2024:	COMMENTS:
<b>PUMPING EXPENSE</b>									
601-00-53600-620-001 PW Director Wages-Water	\$ 1,219.88	\$ 2,667.28	\$ 3,327.75	\$ 2,837.84	\$ 4,858.00	\$ 2,187.72	\$ 4,858.00	\$	MOVED TO ADMINISTRATION
601-00-53600-620-002 PW Director FICA-Water	\$ 123.96	\$ 191.11	\$ 340.00	\$ 199.94	\$ 372.00	\$ 163.17	\$ 372.00	\$	MOVED TO ADMINISTRATION
601-00-53600-620-003 PW Crew Salaries Water	\$ -	\$ 317.61	\$ 3,787.00	\$ 55.30	\$ 4,360.80	\$ -	\$ -	\$ -	COMBINED BELOW
601-00-53600-620-004 PW Crew FICA Water	\$ -	\$ 23.44	\$ 290.00	\$ 4.11	\$ 334.00	\$ -	\$ -	\$ -	COMBINED BELOW
601-00-53600-620-005 Water Operator; Pumping	\$ -	\$ 10,380.98	\$ 21,437.00	\$ 27,874.64	\$ 20,811.56	\$ 30,793.24	\$ 57,953.45	\$ 25,655.00	10.00%
601-00-53600-620-006 Water Operator; FICA	\$ -	\$ 112.30	\$ 1,331.00	\$ 1,473.07	\$ 1,317.00	\$ 1,830.60	\$ 4,433.44	\$ 1,965.00	
<b>NEW</b> Water Operator; Insurances	\$ -	\$ -	\$ -	\$ -	\$ -	\$ -	\$ -	\$ 8,010.00	<b>NEW</b>
<b>NEW</b> Water Operator; Retirement	\$ -	\$ -	\$ -	\$ -	\$ -	\$ -	\$ -	\$ 1,771.00	<b>NEW</b>
601-00-53600-620-007 OIC Pumping	\$ 39,898.80	\$	\$	\$	\$	\$	\$	\$	OIC—Keep track of Mark Thompson
601-00-53600-620-008 Utility Operator—Paid-On-Call	\$	\$ 5,499.87	\$	\$ 6,543.57	\$ 7,000.00	\$ 4,480.00	\$ 8,960.00	\$	
601-00-53600-620-009 Utility Op—Paid-On-Call FICA	\$	\$ 442.01	\$	\$ 490.52	\$ 550.00	\$ 347.80	\$ 695.60	\$	
601-00-53600-620-010 Utility Op—Paid-On-Call Retire	\$	\$ 188.52	\$	\$ 2,135.29	\$ 2,300.00	\$ 1,086.13	\$ 2,300.00	\$	
601-00-53600-620-011 Utility Operator—PT Wages	\$	\$	\$ 2,990.00	\$	\$	\$	\$	\$	
601-00-53600-620-012 Utility Operator—PT FICA	\$	\$	\$ 229.00	\$	\$	\$	\$	\$	
601-00-53600-622-001 Riser-Wausau-Energy	\$	\$	\$	\$	\$	\$	\$	\$	
601-00-53600-622-002 WPS Electric	\$ 22,501.56	\$ 21,555.74	\$ 22,947.00	\$ 30,285.87	\$ 32,000.00	\$ 20,269.48	\$ 34,747.68	\$ 40,000.00	
601-00-53600-622-003 WPS Gas	\$ 2,120.14	\$ 2,246.25	\$ 3,060.00	\$ 2,825.61	\$ 3,500.00	\$ 3,039.33	\$ 3,500.00	\$ 8,000.00	
601-00-53600-623-001 Operation Supplies & Expense	\$ 1,610.24	\$ 1,159.38	\$ 1,061.00	\$ 416.16	\$ 1,200.00	\$ -	\$ 1,200.00	\$ 1,500.00	Each O/E account is for a specific function - transmission & distribution
601-00-53600-623-002 Telephone Exp-Wellhouse	\$ 1,218.85	\$ 1,145.80	\$ 1,220.00	\$ 1,246.05	\$ 1,300.00	\$ 511.30	\$ 1,300.00	\$ 1,500.00	
601-00-53600-625-001 Maintenance of Pumping Plant	\$ 1,320.98	\$ 3,473.14	\$ 2,000.00	\$ 1,084.18	\$ 3,000.00	\$ 231.83	\$ 3,000.00	\$ 4,200.00	(& Filtration Plant - up and running Sept)
601-00-53600-625-002 Purchased Water	\$ -	\$ -	\$ 226,158.00	\$ -	\$ -	\$ -	\$ -	\$ -	Rothschild - On Hold 2025?
	<b>\$ 70,014.41</b>	<b>\$ 49,403.43</b>	<b>\$ 290,177.75</b>	<b>\$ 77,472.15</b>	<b>\$ 82,903.36</b>	<b>\$ 64,940.60</b>	<b>\$ 123,320.17</b>	<b>\$ 92,601.00</b>	

**VILLAGE OF KRONENWETTER  
WATER UTILITY - FUND #601  
BUDGET 2024**

		2020 Actual:	2021 Actual:	Budget Year 2022:	Actual 12/31/22 (not audit final)	ADOPTED BUDGET 2023:	ACTIVITY THROUGH 06/30/2023:	ESTIMATED YEAR END 2023:	PROPOSED BUDGET 2024:	
<b>WATER TREATMENT EXPENSE</b>										
601-00-53600-630-010	Marathon Co Health Lab	\$ 1,045.00	\$ 1,551.00	\$ 2,341.00	\$ 1,045.00	\$ 1,200.00	\$ 440.00	\$ 1,200.00	\$ 1,600.00	
601-00-53600-630-011	QIC Treatment	<del>\$ 6,649.80</del>			<del>\$ 1,129.00</del>	<del>\$ 7,000.00</del>				
601-00-53600-631-001	Chemicals	\$ 21,675.00	\$ 21,694.09	\$ 20,808.00	\$ 29,622.17	\$ 21,224.00	\$ 9,905.92	\$ 28,000.00	\$ 29,000.00	<b>COMBINED WITH ACCOUNT ABOVE</b>
601-00-53600-632-001	Operation Supplies & Expenses	\$ 794.84	\$ 3,515.00	\$ 1,500.00	\$ 836.97	\$ 1,000.00	\$ 5,373.52	\$ 5,373.52	\$ -	Each O/E account is for a specific function - transmission & distribution
601-00-53600-632-002	Capital Projects	\$ -	\$ -	\$ 1,780,000.00	\$ 54,744.00	\$ -	\$ -	\$ -	\$ -	<b>WTP - COST HERE - CWF</b>
		<b>\$ 30,164.64</b>	<b>\$ 26,760.09</b>	<b>\$ 1,804,649.00</b>	<b>\$ 87,377.14</b>	<b>\$ 30,424.00</b>	<b>\$ 15,719.44</b>	<b>\$ 34,573.52</b>	<b>\$ 30,600.00</b>	
<b>TRANSMISSION &amp; DISTRIBUTION EXPENSE</b>										
601-00-53600-640-001	PW Director-Dist Wages	\$ 1,620.96	\$ 2,667.28	\$ 3,326.75	\$ 2,837.84	\$ 4,858.00	\$ 2,187.72	\$ 4,858.00	\$ -	
601-00-53600-640-002	PW Director-Dist FICA	<del>\$ 123.96</del>	<del>\$ 191.11</del>	<del>\$ 340.00</del>	<del>\$ 199.94</del>	<del>\$ 372.00</del>	<del>\$ 163.17</del>	<del>\$ 372.00</del>	<del>\$ -</del>	<b>MOVED TO ADMINISTRATION</b>
601-00-53600-640-003	Operator; Trans/Distribution	\$ -	\$ 9,051.85	\$ 21,437.00	\$ 12,570.13	\$ 20,811.56	\$ 3,133.06	\$ 20,811.56	\$ 25,655.00	10.00%
601-00-53600-640-004	Operator; Trans/Dist; FICA	\$ -	\$ -	\$ 1,331.00	\$ 912.73	\$ 1,317.00	\$ 233.34	\$ 1,317.00	\$ 1,965.00	
<b>NEW</b>	Operator; Trans/Dist; Insurances	\$ -	\$ -	\$ -	\$ -	\$ -	\$ -	\$ -	\$ 8,010.00	<b>NEW</b>
<b>NEW</b>	Operator; Trans/Dist; Retirement	\$ -	\$ -	\$ -	\$ -	\$ -	\$ -	\$ -	\$ 1,771.00	<b>NEW</b>
601-00-53600-640-005	Utility Operator - PT Wages	\$ -	\$ -	\$ 2,990.00	\$ -	\$ -	\$ -	\$ -	\$ -	
601-00-53600-640-006	Utility Operator - PT FICA	\$ -	\$ -	\$ 229.00	\$ -	\$ -	\$ -	\$ -	\$ -	
601-00-53600-640-203	Land Purchase	\$ -	\$ -	\$ -	\$ -	\$ -	\$ -	\$ -	\$ -	
601-00-53600-641-001	Operation Supplies & Expense	\$ 4,306.83	\$ (7,460.07)	\$ 3,500.00	\$ 384.78	\$ 5,770.00	\$ 47.85	\$ 750.00	\$ 1,000.00	Each O/E account is for a specific function - transmission & distribution
601-00-53600-641-002	Water Sampling Expense	\$ 8,119.20	\$ 4,163.29	\$ 5,300.00	\$ 5,153.55	\$ 8,000.00	\$ 693.20	\$ 8,000.00	\$ 8,500.00	pfa, non-marathon county
601-00-53600-641-003	Capital Outlay Equipment	\$ -	\$ 134.25	\$ -	\$ -	\$ 10,000.00	\$ -	\$ 10,500.00	\$ 40,000.00	Pickup Truck - Half with Sewer
601-00-53600-650-001	Maint of Distribution Reserv	<del>\$ 493.13</del>	<del>\$ -</del>	<del>\$ 1,040.00</del>	<del>\$ -</del>	<del>\$ 1,000.00</del>	<del>\$ 1,431.64</del>	<del>\$ 1,500.00</del>	<del>\$ -</del>	
601-00-53600-650-002	Water Storage	\$ 3,191.64	\$ -	\$ 40,000.00	\$ 7,500.00	\$ 50,000.00	\$ 10,800.00	\$ 15,000.00	\$ 10,000.00	Water Tower Maintence
601-00-53600-651-001	Maintenance of Mains	\$ 1,518.52	\$ 134.44	\$ 4,500.00	\$ 2,574.60	\$ 4,600.00	\$ -	\$ -	\$ 10,000.00	Contract for leaks
601-00-53600-651-002	PW Crew Salaries Maintenance	\$ -	\$ -	\$ 3,787.00	\$ -	\$ 4,360.80	\$ -	\$ -	\$ -	<b>COMBINED BELOW</b>
601-00-53600-651-003	PW Crew FICA Maintenance	\$ 58.89	\$ -	\$ 290.00	\$ -	\$ 334.00	\$ -	\$ -	\$ -	<b>COMBINED BELOW</b>
601-00-53600-651-004	QIC Mains	<del>\$ 39,012.12</del>	<del>\$ -</del>	<del>\$ -</del>	<del>\$ -</del>	<del>\$ -</del>	<del>\$ -</del>	<del>\$ -</del>	<del>\$ -</del>	
601-00-53600-652-001	Maintenance of Services	\$ 5,586.15	\$ 812.43	\$ 10,800.00	\$ 11,050.96	\$ 5,000.00	\$ -	\$ -	\$ 8,000.00	Contract for leaks
601-00-53600-652-002	QIC Service-Laterals	<del>\$ 6,649.80</del>	<del>\$ -</del>	<del>\$ -</del>	<del>\$ -</del>	<del>\$ -</del>	<del>\$ -</del>	<del>\$ -</del>	<del>\$ -</del>	
601-00-53600-653-001	Maintenance of Meters Purchase	\$ 912.50	\$ 7,805.21	\$ 20,000.00	\$ 6,379.32	\$ 20,000.00	\$ 9,072.41	\$ 20,000.00	\$ 25,000.00	meter and radio cost increase one hydrant is approx 5000 ( none on hand - should probably have a few on hand)
601-00-53600-654-001	Maintenance of Hydrants	\$ 298.73	\$ -	\$ 2,000.00	\$ 2,322.89	\$ 1,000.00	\$ 1,618.11	\$ 2,000.00	\$ 8,000.00	
601-00-53600-655-001	Maintenance of Other Plants	\$ 3,498.21	\$ 946.16	\$ 5,000.00	\$ 525.32	\$ 5,100.00	\$ 583.44	\$ 5,000.00	\$ 8,000.00	Addition of new facilities
		<b>\$ 75,390.64</b>	<b>\$ 18,445.95</b>	<b>\$ 125,870.75</b>	<b>\$ 52,412.06</b>	<b>\$ 142,523.36</b>	<b>\$ 29,963.94</b>	<b>\$ 90,108.56</b>	<b>\$ 155,901.00</b>	

**VILLAGE OF KRONENWETTER  
WATER UTILITY - FUND #601  
BUDGET 2024**

		2020 Actual:	2021 Actual:	Budget Year 2022:	Actual 12/31/22 (not audit final)	ADOPTED BUDGET 2023:	ACTIVITY THROUGH 06/30/2023:	ESTIMATED YEAR END 2023:	PROPOSED BUDGET 2024:	COMMENTS:
<b>BILLING</b>										
601-00-53600-901-005	QIC Meter Reading	\$ 11,082.96	\$	\$						
601-00-53600-902-001	Utility Clerk; Wages	\$ 3,915.24	\$ 3,912.71	\$ 4,078.00	\$ 2,984.81	\$ 4,703.65	\$ 2,341.04	\$ 7,711.34	\$ 12,490.00	50% OF 1/2 WAGE
601-00-53600-902-002	Utility Clerk; FICA	\$ 298.20	\$ 291.05	\$ 313.00	\$ 227.66	\$ 360.00	\$ 172.22	\$ 589.92	\$ 955.49	
<b>NEW</b>	<b>Utility Clerk; Insurance</b>						\$ 598.30	\$ 1,435.80	\$ 5,010.25	
<b>NEW</b>	<b>Utility Clerk; Retirement</b>						\$ 100.85	\$ 508.95	\$ 861.81	
601-00-53600-903-001	Billing Supplies	\$ 422.25	\$ 310.00	\$ 637.00	\$ 458.00	\$ 450.00	\$ -	\$ -	\$ -	
601-00-53600-903-002	Postage Expense	\$ 5,044.72	\$ 6,187.76	\$ 4,457.00	\$ 5,365.25	\$ 8,000.00	\$ 1,240.64	\$ 8,000.00	\$ 8,000.00	
601-00-53600-903-003	Bank Fees	\$ 161.25	\$ 161.25	\$ 6,224.00	\$ 1,617.95	\$ 1,500.00	\$ 1,319.49	\$ 1,800.00	\$ 1,800.00	
601-00-53600-903-004	Computer Software & Support	\$ 3,212.50	\$ 4,621.84	\$ 1,200.00	\$ 3,962.50	\$ 18,000.00	\$ 1,762.50	\$ 18,000.00	\$ 18,000.00	New Printer (all in one) - new tablets (share cost with Sewer) - cost of software, support
<del>601-00-53600-904-001</del>	<del>Uncollectable Expense</del>	<del>\$ 4,698.87</del>	<del>\$</del>	<del>\$</del>	<del>\$</del>	<del>\$</del>	<del>\$</del>	<del>\$</del>	<del>\$</del>	
601-00-53600-906-001	PW Director Wages Information	\$ 1,420.42	\$ 2,667.28	\$ 3,326.75	\$ 2,837.84	\$ 4,858.00	\$ 2,187.72	\$ 4,220.82	\$ -	MOVED TO ADMINISTRATION
601-00-53600-906-002	PW Director FICA Information	\$ 123.96	\$ 191.11	\$ 340.00	\$ 199.94	\$ 372.00	\$ 163.17	\$ 322.89	\$ -	MOVED TO ADMINISTRATION
601-00-53600-906-003	Utility Clerk Wage Information	\$ 3,915.24	\$ 4,373.99	\$ 4,078.00	\$ 1,600.57	\$ 4,703.65	\$ 1,976.66	\$ 4,703.65	\$ -	
601-00-53600-906-004	Utility Clerk FICA Information	\$ 298.20	\$ 326.63	\$ 313.00	\$ 1,611.90	\$ 360.00	\$ 136.12	\$ 360.00	\$ -	
601-00-53600-906-005	Utility Operator Wages Informa	\$ -	\$ 9,051.85	\$ 21,437.00	\$ 12,548.13	\$ 20,811.56	\$ 3,324.88	\$ 20,811.56	\$ 25,655.00	10.00%
601-00-53600-906-006	Utility Operator FICA Informa	\$ -	\$ 3,237.86	\$ 1,331.00	\$ 1,368.71	\$ 1,317.00	\$ 699.62	\$ 1,317.00	\$ 1,965.00	
<b>NEW</b>	<b>Utility Operator; Insurance</b>	\$ -	\$ -	\$ -	\$ -	\$ -	\$ -	\$ -	\$ 8,010.00	<b>NEW</b>
<b>NEW</b>	<b>Utility Operator; Retirement</b>	\$ -	\$ -	\$ -	\$ -	\$ -	\$ -	\$ -	\$ 1,771.00	<b>NEW</b>
601-00-53600-906-007	Consumer Confidence Report	\$ 830.06	\$ 821.30	\$ 1,380.00	\$ 1,463.81	\$ 1,500.00	\$ 1,145.23	\$ 1,500.00	\$ 1,500.00	Annual news letter - DNR requirement
601-00-53600-906-008	Utility Operator - PT Wages	\$	\$	\$ 2,990.00	\$	\$	\$	\$	\$	
601-00-53600-906-009	Utility Operator - PT FICA	\$	\$	\$ 229.00	\$	\$	\$	\$	\$	
		<b>\$ 35,423.87</b>	<b>\$ 36,154.63</b>	<b>\$ 52,333.75</b>	<b>\$ 36,247.07</b>	<b>\$ 66,935.86</b>	<b>\$ 17,168.44</b>	<b>\$ 71,281.93</b>	<b>\$ 86,018.55</b>	

**VILLAGE OF KRONENWETTER  
WATER UTILITY - FUND #601  
BUDGET 2024**

					Actual 12/31/22	ADOPTED	ACTIVITY	ESTIMATED YEAR	PROPOSED BUDGET	COMMENTS:
		2020 Actual:	2021 Actual:	Budget Year 2022:	(not audit final)	BUDGET 2023:	THROUGH	END 2023:	2024:	
							06/30/2023:			
601-00-53600-920-001	ADMINISTRATION Utility Clerk; Wages	\$ 3,883.62	\$ 3,847.95	\$ 4,078.00	\$ 2,943.29	\$ 4,704.00	\$ 2,341.04	\$ 4,704.00	\$ 12,490.00	50% OF 1/2 WAGE
601-00-53600-920-002	Utility Clerk; FICA	\$ 298.20	\$ 284.36	\$ 313.00	\$ 227.66	\$ 360.00	\$ 172.22	\$ 359.86	\$ 955.49	
<b>NEW</b>	Utility Clerk; Insurance	\$ -	\$ -	\$ -	\$ -	\$ -	\$ -	\$ -	\$ 5,010.25	<b>NEW</b>
<b>NEW</b>	Utility Clerk; Retirement	\$ -	\$ -	\$ -	\$ -	\$ -	\$ -	\$ -	\$ 861.81	<b>NEW</b>
601-00-53600-920-003	Utility Crew/Billing; Wages	\$ -	\$ 9,051.85	\$ 21,437.00	\$ 12,548.13	\$ 20,811.56	\$ 3,133.06	\$ 20,811.56	\$ 25,655.00	10.00%
601-00-53600-920-004	Utility Crew/Billing; FICA	\$ -	\$ -	\$ 1,331.00	\$ 911.04	\$ 1,317.00	\$ 233.34	\$ 1,317.00	\$ 1,965.00	
<b>NEW</b>	Utility Crew/Billing; Insurances								\$ 8,010.00	<b>NEW</b>
<b>NEW</b>	Utility Crew/Billing; Retirement								\$ 1,771.00	<b>NEW</b>
601-00-53600-920-005	ADMIN; PW Director	\$ 28,778.86	\$ 30,619.79	\$ 33,276.75	\$ 23,673.92	\$ 34,615.71	\$ 16,752.24	\$ 33,504.48	\$ 24,465.00	25% of Salary
601-00-53600-920-006	ADMIN; PW Director FICA	\$ 2,150.06	\$ 2,172.44	\$ 2,633.00	\$ 1,656.93	\$ 2,649.50	\$ 661.60	\$ 2,649.50	\$ 1,875.00	
<b>NEW</b>	ADMIN: PW Director Insurance	\$ -	\$ -	\$ -	\$ -	\$ -	\$ -	\$ -	\$ 5,010.25	
<b>NEW</b>	ADMIN; PW Director Retirement	\$ -	\$ -	\$ -	\$ -	\$ -	\$ -	\$ -	\$ 1,688.00	
<b>NEW</b>	ADMIN; Administrator/Treasurer	\$ -	\$ -	\$ -	\$ -	\$ -	\$ 2,279.81	\$ 3,836.24	\$ 24,617.00	<b>NEW</b>
<b>NEW</b>	ADMIN; Adm/Treas - FICA	\$ -	\$ -	\$ -	\$ -	\$ -	\$ 174.41	\$ 293.47	\$ 1,883.20	<b>NEW</b>
<b>NEW</b>	ADMIN; Adm/Treas - Retirement	\$ -	\$ -	\$ -	\$ -	\$ -	\$ 155.21	\$ 253.19	\$ 5,207.00	<b>NEW</b>
<b>NEW</b>	ADMIN; Adm/Treas - Insurance	\$ -	\$ -	\$ -	\$ -	\$ -	\$ 712.38	\$ 1,144.14	\$ 1,698.57	<b>NEW</b>
601-00-53600-921-001	Office Supply Expense	\$ 941.57	\$ 1,376.69	\$ 2,122.00	\$ 1,608.05	\$ 1,600.00	\$ 278.62	\$ 1,600.00	\$ 2,000.00	
601-00-53600-921-003	Office Phone Expense	\$ 299.97	\$ 596.81	\$ 452.00	\$ 658.12	\$ 600.00	\$ 446.57	\$ 800.00	\$ 600.00	Scada - will be switching to TDS
601-00-53600-921-004	Copy Expense	\$ -	\$ -	\$ 106.00	\$ -	\$ 250.00	\$ -	\$ -	\$ -	
601-00-53600-921-005	Internet Access	\$ 697.29	\$ 617.39	\$ 600.00	\$ 714.88	\$ 1,200.00	\$ 359.94	\$ 1,200.00	\$ 1,200.00	
601-00-53600-921-006	Fuel	\$ -	\$ 2,713.53	\$ 2,378.00	\$ 5,927.71	\$ 8,000.00	\$ 1,867.22	\$ 3,750.00	\$ 9,000.00	
601-00-53600-921-007	Mileage - Water Utility	\$ -	\$ 263.34	\$ 2.00	\$ 133.91	\$ 1,500.00	\$ 307.11	\$ 500.00	\$ 1,500.00	Conference - personal vehicle used
601-00-53600-921-008	Equipment Parts & Maintenance	\$ -	\$ -	\$ 5,299.00	\$ 8,628.78	\$ 8,000.00	\$ 3,795.88	\$ 8,000.00	\$ 9,000.00	Oil Change , tires, etc.
601-00-53600-921-009	Uniforms	\$ -	\$ 429.17	\$ 288.00	\$ 730.82	\$ 700.00	\$ 1,128.80	\$ 1,200.00	\$ 1,200.00	
601-00-53600-923-001	Accounting Services	\$ 5,348.12	\$ 4,225.00	\$ 4,139.00	\$ 6,680.93	\$ 6,000.00	\$ 7,130.00	\$ 8,000.00	\$ 8,000.00	
										<b>Well #3 - \$75,000 in CIP / WTP -</b>
										<b>Contract total check against paid to</b>
601-00-53600-923-002	Engineering Services	\$ 202.50	\$ 10,914.00	\$ 28,046.25	\$ 78,802.25	\$ 175,000.00	\$ 64,886.25	\$ 175,000.00	\$ 25,000.00	<b>date-CWF reimbursement</b>
601-00-53600-923-004	Legal Services	\$ -	\$ 234.00	\$ 1,061.00	\$ 142.00	\$ 1,000.00	\$ 1,915.62	\$ 2,000.00	\$ 1,500.00	
601-00-53600-923-005	Diggers Hotline	\$ 3,529.48	\$ 1,922.40	\$ 2,000.00	\$ 508.00	\$ 3,000.00	\$ 323.20	\$ 1,000.00	\$ 1,500.00	
601-00-53600-923-006	Operator-in-Charge	\$ 8,866.44	\$ -	\$ -	\$ -	\$ -	\$ -	\$ -	\$ -	
601-00-53600-923-007	Inspection Services	\$ 2,500.00	\$ 2,500.00	\$ 2,100.00	\$ 2,700.00	\$ 3,000.00	\$ 1,990.00	\$ 3,000.00	\$ 4,000.00	Cross connection
		<b>\$ 57,496.11</b>	<b>\$ 71,768.72</b>	<b>\$ 111,662.00</b>	<b>\$ 149,196.42</b>	<b>\$ 274,307.77</b>	<b>\$ 111,044.52</b>	<b>\$ 274,923.44</b>	<b>\$ 187,662.57</b>	

**VILLAGE OF KRONENWETTER  
WATER UTILITY - FUND #601  
BUDGET 2024**

	2020 Actual:	2021 Actual:	Budget Year 2022:	Actual 12/31/22 (not audit final)	ADOPTED BUDGET 2023:	ACTIVITY THROUGH 06/30/2023:	ESTIMATED YEAR END 2023:	PROPOSED BUDGET 2024:	COMMENTS:
<b>MISCELLANEOUS</b>									
601-00-53600-924-001 Insurance Expense	\$ 4,821.99	\$ 5,271.71	\$ 5,793.00	\$ 1,303.64	\$ 8,000.00	\$ 4,765.38	\$ 8,000.00	\$ 8,000.00	INSURANCE SPLIT?
601-00-53600-930-001 PW Crew Wages Misc	\$ -	\$ -	\$ 3,902.00	\$ -	\$ 4,493.80	\$ -	\$ -	\$ 7,120.00	Adjusted to match Sewer 2.5%
601-00-53600-930-002 PW Crew FICA Misc	\$ -	\$ -	\$ 298.00	\$ -	\$ 343.00	\$ -	\$ -	\$ 545.00	Adjusted to match Sewer 2.5%
601-00-53600-926-001 PW Crew; Insurances	\$ 3,946.29	\$ 4,111.98	\$ 3,715.00	\$ 3,763.46	\$ 3,778.00	\$ 3,650.58	\$ 3,650.38	\$ 2,505.00	Adjusted to match Sewer 2.5%
601-00-53600-926-002 PW Crew; Retirement	\$ -	\$ 21.44	\$ 746.00	\$ 3.59	\$ 899.00	\$ -	\$ -	\$ 495.00	Adjusted to match Sewer 2.5%
601-00-53600-926-003 Utility Clerk Health Operation	\$ 7,159.24	\$ 7,589.48	\$ 7,429.00	\$ 6,296.84	\$ 7,556.00	\$ 5,458.24	\$ 7,556.00	\$ -	Move all of these to the billing section
601-00-53600-926-004 Utility Clerk Retire Operation	\$ 1,102.76	\$ 1,109.24	\$ 1,060.00	\$ 821.44	\$ 1,279.00	\$ 641.03	\$ 1,279.00	\$ -	
601-00-53600-926-005 Utility Clerk EAP Operation	\$ 13.00	\$ 13.52	\$ 13.00	\$ 84.38	\$ 14.00	\$ 60.75	\$ 60.75	\$ -	
601-53600-930-005 PW Director; Wages	\$ 1,420.42	\$ 2,667.28	\$ 3,327.75	\$ 2,837.84	\$ 4,858.60	\$ 2,187.72	\$ 4,858.60	\$ -	
601-53600-930-006 PW Director; FICA	\$ 123.96	\$ 191.11	\$ 338.00	\$ 199.94	\$ 370.50	\$ 163.17	\$ 370.50	\$ -	
601-00-53600-926-007 PW Director; Insurance	\$ 7,093.06	\$ 15,827.70	\$ 25,341.00	\$ 24,189.24	\$ 5,665.50	\$ 21,712.82	\$ 5,665.50	\$ -	
601-00-53600-926-008 PW Director; Retirement	\$ 2,475.01	\$ 2,815.81	\$ 3,390.00	\$ 2,271.42	\$ 1,653.00	\$ 1,046.11	\$ 1,653.00	\$ -	
601-00-53600-930-007 Utility Op Wages Misc	\$ -	\$ 9,051.85	\$ 21,437.00	\$ 12,548.13	\$ 20,811.56	\$ 3,238.66	\$ 3,238.66	\$ 25,655.00	10.00%
601-00-53600-930-008 Utility Op FICA Misc	\$ -	\$ 374.16	\$ 1,331.00	\$ 1,534.86	\$ 1,317.00	\$ 230.61	\$ 247.76	\$ 1,965.00	
601-00-53600-926-009 Utility Op; Insurance	\$ -	\$ 5,501.40	\$ 18,575.00	\$ 11,189.38	\$ 18,888.24	\$ -	\$ 18,888.24	\$ 8,010.00	
601-00-53600-926-010 Utility Op; Retirement	\$ -	\$ 3,057.53	\$ 3,856.00	\$ 2,884.78	\$ 3,958.00	\$ 2,090.92	\$ 3,958.00	\$ 1,771.00	
601-00-53600-926-011 Utility Operator - PT-Wages	\$ -	\$ -	\$ 2,990.00	\$ -	\$ -	\$ -	\$ -	\$ -	
601-00-53600-926-012 Utility Operator - PT-FICA	\$ -	\$ -	\$ 229.00	\$ -	\$ -	\$ -	\$ -	\$ -	
601-00-53600-928-001 Regulatory Commission Exp (PSC)	\$ 898.28	\$ 2,187.68	\$ 1,000.00	\$ 4,673.93	\$ 8,000.00	\$ 2,836.48	\$ 8,000.00	\$ 5,000.00	Storm Water Fee
601-00-53600-930-003 Utility Clerk Wages Misc	\$ 3,946.86	\$ 5,326.87	\$ 4,078.00	\$ 3,159.74	\$ 4,703.00	\$ 2,437.94	\$ 4,703.00	\$ -	Move all of these to the billing section
601-00-53600-930-004 Utility Clerk FICA Misc	\$ 298.20	\$ 398.90	\$ 310.00	\$ 227.66	\$ 359.50	\$ 172.22	\$ 359.50	\$ -	
601-00-53600-930-009 Education/Seminars Expense	\$ 502.75	\$ 934.96	\$ 2,500.00	\$ 992.55	\$ 2,500.00	\$ -	\$ 500.00	\$ 13,000.00	increase for filtration plant training - Caleb - Operation Certification - New DPW Dept Head - Utility Clerk
601-00-53600-930-010 Marathon-Co-Health-Wells	\$ 1,716.00	\$ 1,782.00	\$ 3,300.00	\$ -	\$ -	\$ -	\$ -	\$ -	
601-00-53600-930-011 OIC Garden Wells	\$ 3,462.16	\$ -	\$ -	\$ -	\$ -	\$ -	\$ -	\$ -	
601-00-53600-930-013 Recruiting Expense	\$ -	\$ 733.01	\$ 2,378.00	\$ -	\$ 1,000.00	\$ 1,518.33	\$ 2,000.00	\$ 1,000.00	
601-00-53600-933-001 Transport Exp-Supplies	\$ -	\$ 1,220.13	\$ -	\$ -	\$ -	\$ -	\$ -	\$ -	
Capital Projects 2024	\$ -	\$ -	\$ -	\$ -	\$ -	\$ -	\$ -	\$ 435,000.00	See Water-CIP 2024 Schedule
	<b>\$ 38,979.98</b>	<b>\$ 70,187.76</b>	<b>\$ 117,336.75</b>	<b>\$ 78,982.82</b>	<b>\$ 100,447.70</b>	<b>\$ 52,210.96</b>	<b>\$ 74,988.89</b>	<b>\$ 510,066.00</b>	
<b>TOTAL EXPENDITURES:</b>	<b>\$ 714,874.87</b>	<b>\$ 630,647.59</b>	<b>\$ 2,891,336.00</b>	<b>\$ 687,998.71</b>	<b>\$ 903,853.10</b>	<b>\$ 326,078.19</b>	<b>\$ 875,507.56</b>	<b>\$ 1,264,849.11</b>	

**NET REVENUE VS EXPENSES: \$ 9,710.89**

PSC Requirements - Lead Based??

- new line items:
- vehicle maintenance
- tech support SCADA



**VILLAGE OF KRONENWETTER  
SEWER UTILITY - FUND #650  
BUDGET 2024**

**Sewer Utility Fund #650**

	<b>REVENUES</b>			<b>ADOPTED BUDGET</b>	<b>ACTIVITY THROUGH</b>	<b>ESTIMATED YEAR</b>	<b>PROPOSED BUDGET</b>	<b>COMMENTS:</b>
	<b>2020 Actual:</b>	<b>2021 Actual:</b>	<b>Budget Year 2022:</b>	<b>2023:</b>	<b>06/30/2023:</b>	<b>END 2023:</b>	<b>2024:</b>	
650-00-40800-300-000	\$ -	\$ -	\$ -	\$ -	\$ 2,224.54	\$ 2,224.54	\$ -	Tax Roll Entry
650-00-46200-622-001	\$ 485,289.98	\$ -	\$ 497,191.00	\$ 435,000.00	\$ 236,792.17	\$ 473,584.34	\$ 511,471.09	8% Increase
650-00-46200-622-002	\$ 50,514.98	\$ 485,039.11	\$ 41,524.00	\$ 55,000.00	\$ 32,184.46	\$ 64,368.92	\$ 69,518.43	8% Increase
650-00-46200-622-003	\$ 15,659.49	\$ 53,849.60	\$ 19,669.00	\$ 16,500.00	\$ 8,499.27	\$ 16,998.54	\$ 18,358.42	8% Increase
650-00-46200-622-005	\$ 102,049.89	\$ 16,153.30	\$ 90,696.00	\$ 99,000.00	\$ 53,769.88	\$ 107,539.76	\$ 116,142.94	8% Increase
650-00-46200-623-000	\$ 1,607.84	\$ 107,805.85	\$ 1,639.00	\$ 1,500.00	\$ 736.86	\$ 1,473.72	\$ 1,550.00	
650-00-46200-631-000	\$ 4,667.48	\$ 1,648.52	\$ 5,547.00	\$ 4,500.00	\$ 3,522.45	\$ 4,443.00	\$ 4,500.00	
650-00-46200-632-000	\$ -	\$ 5,376.88	\$ -	\$ -	\$ 3,821.00	\$ 3,821.00	\$ 3,800.00	
650-00-46200-635-000	\$ 24,500.00	\$ 28,075.00	\$ 15,000.00	\$ -	\$ -	\$ 8,825.00	\$ 8,825.00	
650-00-46400-421-000	\$ 34,063.32	\$ 83,970.73	\$ -	\$ -	\$ -	\$ -	\$ -	
	<b>MISCELLANEOUS REVENUE</b>							
650-00-48000-001-100	\$ 12,439.01	\$ 7,634.69	\$ 11,000.00	\$ 21,000.00	\$ 11,089.59	\$ 19,010.73	\$ 19,500.00	
650-00-48000-002-311	\$ -	\$ -	\$ -	\$ -	\$ 5,804.68	\$ 5,804.68	\$ 5,800.00	
650-00-49210-000-000	\$ -	\$ -	\$ -	\$ -	\$ -	\$ -	\$ -	
	<b>OTHER FINANCING SOURCES</b>							
Use of Capital Plan	\$ -	\$ -	\$ -	\$ -	\$ -	\$ -	\$ 150,000.00	
Carry Over from 2023	\$ -	\$ -	\$ -	\$ -	\$ -	\$ -	\$ 300,000.00	
	<b>\$ 730,791.99</b>	<b>\$ 789,553.68</b>	<b>\$ 682,266.00</b>	<b>\$ 632,500.00</b>	<b>\$ 358,444.90</b>	<b>\$ 708,094.23</b>	<b>\$ 1,209,465.88</b>	



**VILLAGE OF KRONENWETTER  
SEWER UTILITY - FUND #650  
BUDGET 2024**

<b>EXPENDITURES</b>		<b>2020 Actual:</b>	<b>2021 Actual:</b>	<b>Budget Year 2022:</b>	<b>ADOPTED BUDGET</b>	<b>ACTIVITY THROUGH</b>	<b>ESTIMATED YEAR</b>	<b>PROPOSED BUDGET</b>	<b>COMMENTS:</b>
					<b>2023:</b>	<b>06/30/2023:</b>	<b>END 2023:</b>	<b>2024:</b>	
650-00-53560-850-001	PW Crew Salaries & Wages	\$ -	\$ 195.97	\$ 11,475.00	\$ 13,216.59	\$ 137.58	\$ 23,574.25	\$ 7,120.00	Adjusted from 25% to 2.5%
650-00-53560-850-002	PW Crew FICA	\$ -	\$ 14.50	\$ 878.00	\$ 1,011.00	\$ 10.22	\$ 1,803.43	\$ 545.00	Adjusted from 25% to 2.5%
650-00-53560-850-004	PW Crew Insurance	\$ 3,946.29	\$ 4,111.96	\$ 3,715.00	\$ 3,778.00	\$ 3,922.93	\$ 15,798.02	\$ 2,505.00	Adjusted from 25% to 2.5%
650-00-53560-850-005	PW Crew Retirement	\$ -	\$ 13.23	\$ 746.00	\$ 899.00	\$ 9.36	\$ 1,626.62	\$ 495.00	Adjusted from 25% to 2.5%
650-00-53560-850-006	Utilities Clerk; Wages	\$ 15,661.00	\$ 16,085.23	\$ 16,312.00	\$ 18,728.32	\$ 9,056.64	\$ 9,776.96	\$ 24,980.00	50% of total
650-00-53560-850-007	Utilities Clerk; FICA	\$ 1,193.93	\$ 1,188.93	\$ 1,249.00	\$ 1,432.50	\$ 665.88	\$ 5,458.24	\$ 1,910.97	
650-00-53560-850-008	Utilities Clerk; Health Ins	\$ 7,159.25	\$ 7,462.47	\$ 7,429.00	\$ 7,556.00	\$ 4,005.28	\$ 718.69	\$ 10,020.50	
650-00-53560-850-009	Utilities Clerk; Retirement	\$ 1,214.25	\$ 1,098.99	\$ 1,060.00	\$ 1,274.00	\$ 616.50	\$ 665.47	\$ 1,723.62	
650-00-53560-850-010	Utilities Clerk; EAP Fringe	\$ 13.00	\$ 13.48	\$ 13.00	\$ 14.00	\$ -	\$ 14.00	\$ 13.00	
650-00-53560-850-011	PW Director Salaries & Wages	\$ 34,460.78	\$ 28,770.61	\$ 46,588.75	\$ 24,292.50	\$ 22,424.61	\$ 33,636.92	\$ 24,465.00	DPW 25%
650-00-53560-850-012	PW Director FICA	\$ 2,646.15	\$ 2,058.39	\$ 3,991.00	\$ 1,858.50	\$ 1,279.79	\$ 2,573.22	\$ 1,871.57	DPW 25%
650-00-53560-850-013	PW Director Health Insurance	\$ 7,092.97	\$ 15,827.61	\$ 25,341.00	\$ 5,665.50	\$ 14,266.40	\$ 14,500.00	\$ 5,010.25	DPW 25%
650-00-53560-850-014	PW Director Retirement	\$ 2,474.88	\$ 1,970.22	\$ 3,390.00	\$ 1,653.00	\$ 1,043.37	\$ 1,500.00	\$ 1,690.00	DPW 25%
<b>NEW</b>	<b>ADMIN; Administrator/Treasurer</b>							\$ 24,617.00	<b>NEW</b>
<b>NEW</b>	<b>ADMIN; Adm/Treas - FICA</b>							\$ 1,883.20	<b>NEW</b>
<b>NEW</b>	<b>ADMIN; Adm/Treas - Retirement</b>							\$ 5,207.00	<b>NEW</b>
<b>NEW</b>	<b>ADMIN; Adm/Treas - Insurance</b>							\$ 1,698.57	<b>NEW</b>
650-00-53560-850-015	Utility Op; Salaries & Wages	\$ -	\$ 61,949.02	\$ 86,941.00	\$ -	\$ -	\$ -	\$ -	Not used in 2023
650-00-53560-850-016	Utility Op; FICA	\$ -	\$ 4,539.61	\$ 6,650.00	\$ -	\$ -	\$ -	\$ -	Not used in 2023
650-00-53560-850-017	Utility Op; Insurance	\$ -	\$ (123.60)	\$ 18,575.00	\$ -	\$ -	\$ -	\$ -	Not used in 2023
650-00-53560-850-018	Utility Op; Retirement	\$ -	\$ 3,384.70	\$ 3,838.00	\$ -	\$ -	\$ -	\$ -	Not used in 2023
650-00-53560-850-022	Utility Operator - PT Wages	\$ -	\$ -	\$ 3,820.00	\$ 26,000.00	\$ -	\$ 26,000.00	\$ -	Not used in 2023
650-00-53560-850-023	Utility Operator-PT-FICA	\$ -	\$ -	\$ 915.00	\$ 1,989.00	\$ -	\$ 1,989.00	\$ -	Not used in 2023
650-00-53650-403-000	Depreciation Expense-Sewer	\$ 219,925.51	\$ 222,261.23	\$ 219,926.00	\$ 218,000.00	\$ 37,043.54	\$ 37,043.54	\$ 24,000.00	Use this for CIP monthly Contribution
650-00-53650-821-001	Wisconsin Public Service-Elec	\$ 22,671.69	\$ 20,386.26	\$ 25,469.00	\$ 25,000.00	\$ 29,107.67	\$ 58,052.87	\$ 60,000.00	
650-00-53650-821-002	Wisconsin Public Service-Gas	\$ 248.77	\$ 175.41	\$ 265.00	\$ 300.00	\$ 58.73	\$ 70.66	\$ 300.00	
650-00-53650-826-000	Capital Outlay Equipment	\$ 647.00	\$ 2,174.25	\$ 95,000.00	\$ 360,000.00	\$ 20,600.00	\$ 360,000.00	\$ 450,000.00	Sewer Lift Station Rebuild Program, New Lift Station (#12),Water Meter Change Out, New Storage Building/Garage (heated)
650-00-53650-827-001	Operation-Telephone Exp	\$ 5,509.48	\$ 5,382.71	\$ 5,837.00	\$ 6,000.00	\$ 2,328.31	\$ 6,000.00	\$ 6,500.00	Alarms
650-00-53650-831-000	Maintain Collection System	\$ 56,379.50	\$ 17,064.75	\$ 30,000.00	\$ 30,000.00	\$ 2,127.50	\$ 30,000.00	\$ 40,000.00	Sewer Cleaning

**VILLAGE OF KRONENWETTER  
SEWER UTILITY - FUND #650  
BUDGET 2024**

		2020 Actual:	2021 Actual:	Budget Year 2022:	ADOPTED BUDGET 2023:	ACTIVITY THROUGH 06/30/2023:	ESTIMATED YEAR END 2023:	PROPOSED BUDGET 2024:	COMMENTS:
650-00-53650-832-000	Maintenance of Lift Stations	\$ 110,463.05	\$ 11,166.90	\$ 50,000.00	\$ 15,000.00	\$ 33,321.72	\$ 37,382.71	\$ 40,000.00	more frequent cleaning of lift station wet wells - 3 times a year (Vac truck would clean quarterly)
	Maintenance of Meters Purchase	\$ -	\$ -	\$ -	\$ -	\$ -	\$ -	\$ 25,000.00	Half split with water
650-00-53650-850-009	Utilities Clerk Retirement	\$ -	\$ (9,763.00)	\$ -	\$ -	\$ -	\$ -	\$ -	Not used in 2023
650-00-53650-851-001	Office Supplies Expense	\$ 469.10	\$ 2,023.35	\$ 500.00	\$ 700.00	\$ 531.49	\$ 700.00	\$ 1,000.00	
650-00-53650-851-002	Postage Expense	\$ 5,044.70	\$ 3,945.39	\$ 4,457.00	\$ 3,389.00	\$ 1,250.96	\$ 3,537.00	\$ 5,800.00	increase in postal rates - flushing and rate increases
650-00-53650-851-003	Office-Phone Expense	\$ 299.97	\$ 536.88	\$ 452.00	\$ 478.00	\$ 492.43	\$ 492.43	\$ 550.00	
650-00-53650-851-004	Copy Expense	\$ -	\$ -	\$ 318.00	\$ 500.00	\$ -	\$ -	\$ -	Not used in 2023
650-00-53650-851-005	Billing Supplies	\$ 422.25	\$ 310.00	\$ 531.00	\$ 500.00	\$ -	\$ -	\$ -	Not used in 2023
650-00-53650-851-006	Internet Access	\$ 697.30	\$ 617.39	\$ 600.00	\$ 1,200.00	\$ 359.94	\$ 719.88	\$ 1,000.00	split half with water
650-00-53650-851-007	Bank Fees	\$ 123.75	\$ -	\$ 3,161.00	\$ 2,000.00	\$ 2,680.41	\$ 3,000.00	\$ 3,000.00	
650-00-53650-851-008	Equipment Parts & Maintenance	\$ -	\$ 2,219.90	\$ -	\$ 4,000.00	\$ 2,399.42	\$ 4,000.00	\$ 7,500.00	Oil Change , tires, etc.
650-00-53650-851-009	Computer Supplies & Expenses	\$ -	\$ -	\$ 1,750.00	\$ 18,000.00	\$ 11,189.84	\$ 18,000.00	\$ 18,000.00	New Printer (all in one) - new tablets (share cost with Sewer) - cost of software - Split with Water
650-00-53650-851-010	Uniforms	\$ -	\$ 354.05	\$ 288.00	\$ 575.00	\$ 493.39	\$ 975.00	\$ 1,000.00	
650-00-53650-852-001	Accounting Services	\$ 5,385.64	\$ 4,477.50	\$ 5,306.00	\$ 21,000.00	\$ 2,462.50	\$ 11,946.00	\$ 7,000.00	Split with Water
650-00-53650-852-002	Engineering Services	\$ 1,773.48	\$ -	\$ 15,546.25	\$ 150,000.00	\$ 8,923.75	\$ 41,281.67	\$ 20,000.00	additional engineering RPS
650-00-53650-852-003	Legal Services	\$ -	\$ -	\$ -	\$ 1,100.00	\$ 259.00	\$ 500.00	\$ 500.00	
650-00-53650-852-004	Rib Mt Sewerage District	\$ 225,106.77	\$ 227,137.85	\$ 239,613.00	\$ 260,000.00	\$ 120,933.33	\$ 263,025.92	\$ 286,000.00	10% INCREASE
650-00-53650-852-005	Diggers Hotline	\$ 1,756.00	\$ 1,922.40	\$ 1,061.00	\$ 1,100.00	\$ 323.20	\$ 500.00	\$ 1,000.00	Split with Water
650-53560-853-110	Utility Operators; Wages				\$ 112,018.80	\$ 50,911.05	\$ 112,018.80	\$ 128,275.00	50% of S/W Crew Costs
650-53560-853-151	Utility Operators; FICA				\$ 8,563.00	\$ 3,894.70	\$ 8,569.44	\$ 9,815.00	
650-53560-853-152	Utility Operators; Retirement				\$ 3,930.00	\$ 3,360.13	\$ 7,393.24	\$ 8,855.00	
650-53560-853-154	Utility Operators; Insurance				\$ 18,888.24	\$ -	\$ -	\$ 40,045.00	SO FAR IN 2023 NO INSURANCE??
650-00-53650-852-006	Operator in Charge	\$ 8,866.44	\$ -	\$ -	\$ -	\$ -	\$ -	\$ -	Not used in 2023
650-00-53650-852-008	Pipeline Newsletter	\$ 830.06	\$ 821.30	\$ 531.00	\$ 1,000.00	\$ -	\$ -	\$ -	Not used in 2023
650-00-53650-852-010	Meter-Reading Share	\$ 11,082.96	\$ -	\$ -	\$ -	\$ -	\$ -	\$ -	Not used in 2023
650-00-53650-853-000	Insurance Expense	\$ 9,581.15	\$ 1,911.76	\$ 2,123.00	\$ 3,000.00	\$ 1,736.52	\$ 2,868.69	\$ -	INSURANCE SPLIT - 2023 is LOW!!!
650-00-53650-856-000	Misc General Expense	\$ 14,731.47	\$ 14,536.16	\$ 2,000.00	\$ 8,000.00	\$ 2,060.53	\$ 4,000.00	\$ 3,000.00	
650-00-53650-856-001	Education/Seminars Expense	\$ 451.00	\$ 639.18	\$ 531.00	\$ 2,500.00	\$ -	\$ -	\$ 3,000.00	DPW, crew & Utility Clerk
650-00-53650-856-002	Mileage - Sewer Utility	\$ -	\$ 182.14	\$ 106.00	\$ 1,500.00	\$ 115.77	\$ 250.00	\$ 500.00	
650-00-53650-856-003	Fuel	\$ -	\$ 2,688.79	\$ 3,000.00	\$ 8,000.00	\$ 1,289.73	\$ 2,889.45	\$ 5,000.00	
650-00-53650-856-013	Recruiting Expense	\$ -	\$ 718.57	\$ 2,378.00	\$ 1,000.00	\$ 100.27	\$ 100.27	\$ 250.00	
650-00-53650-857-001	Capital Improvements	\$ -	\$ -	\$ -	\$ 20,000.00	\$ 3,120.00	\$ 3,120.00	\$ -	
650-00-59000-100-000	Transfer to General Fund	\$ 4,800.99	\$ 4,599.09	\$ -	\$ -	\$ -	\$ -	\$ -	
		<b>\$ 783,130.53</b>	<b>\$ 687,051.53</b>	<b>\$ 953,676.00</b>	<b>\$ 1,416,609.95</b>	<b>\$ 400,914.38</b>	<b>\$ 1,158,072.39</b>	<b>\$ 1,312,645.69</b>	

PSC Requirements - Lead Based??  
Vehicles - maintenance  
tech support - SCADA  
equipment parts and Maintenance

**NET REVENUE VS EXPENSES: \$ (103,179.80)**

**VILLAGE OF KRONENWETTER  
SEWER UTILITY - FUND #650  
CAPITAL IMPROVEMENT LISTING  
YEARS 2024 THROUGH 2033**

Project	2024	2025	2026	2027	2028	2029	2030	2031	2032	2033	Notes:
Sewer Lift Station Rebuild Program	50,000	60,000	60,000	60,000	60,000	60,000	60,000	60,000	60,000	60,000	11 Lift stations interceptors Study and design (no construction)  Based on google search for industrial vaccum trucks in Wisconsin - Range New \$450,000 to \$500,000
Lift Station Updates	100,000	100,000	100,000	200,000	200,000	200,000					
Sewer Interceptor Capacity Review & Design			140,000								
Vactor Truck		250,000	250,000								1 per year total of 3
New Storage Building/Garage (heated)	150,000										
Generators	150,000	150,000	150,000								

<b>Total</b>	<b>\$ 450,000</b>	<b>\$ 560,000</b>	<b>\$ 700,000</b>	<b>\$ 260,000</b>	<b>\$ 260,000</b>	<b>\$ 260,000</b>	<b>\$ 60,000</b>	<b>\$ 60,000</b>	<b>\$ 60,000</b>	<b>\$ 60,000</b>
<b>LGIP - 8/31/2023:</b>	<b>\$ 793,282</b>									

<b>Funds on Hand 01/01 Each Year</b>	\$ 793,282	\$ 667,282	\$ 387,282	\$ (32,718)	\$ (12,718)	\$ 7,282	\$ 27,282	\$ 247,282	\$ 467,282	\$ 687,282
Add: Annual Deposits	\$ 24,000	\$ 280,000	\$ 280,000	\$ 280,000	\$ 280,000	\$ 280,000	\$ 280,000	\$ 280,000	\$ 280,000	\$ 280,000
Carry Over - 2023	\$ 300,000									
Less: Projects	\$ (450,000)	\$ (560,000)	\$ (700,000)	\$ (260,000)	\$ (260,000)	\$ (260,000)	\$ (60,000)	\$ (60,000)	\$ (60,000)	\$ (60,000)
<b>Total</b>	<b>\$ 667,282</b>	<b>\$ 387,282</b>	<b>\$ (32,718)</b>	<b>\$ (12,718)</b>	<b>\$ 7,282</b>	<b>\$ 27,282</b>	<b>\$ 247,282</b>	<b>\$ 467,282</b>	<b>\$ 687,282</b>	<b>\$ 907,282</b>

Monthly Contribution:	\$ 2,000	\$ 23,333	\$ 23,333	\$ 23,333	\$ 23,333	\$ 23,333	\$ 23,333	\$ 23,333	\$ 23,333	\$ 23,333
-----------------------	----------	-----------	-----------	-----------	-----------	-----------	-----------	-----------	-----------	-----------

Water Meter Change Out	40,000	40,000	40,000								2023-2025, ~100 meters per year
Water & Sewer GIS System	50,000	50,000	50,000	50,000	50,000	50,000	50,000	50,000	50,000	50,000	Split 50/50 with Water
Pickup Truck	40,000										Split 50/50 with Sewer

**OPERATING**  
**OPERATING**

**VILLAGE OF KRONENWETTER  
BUDGET 2024**

**Capital Equipment Replacement Fund #750**

**REVENUES**

	2020 Actual:	2021 Actual:	Budget Year 2022:	Actual 12/31/22 (not audit final)	ADOPTED BUDGET 2023:	ACTIVITY THROUGH 06/30/2023:	ESTIMATED YEAR END 2023:	PROPOSED BUDGET 2024:	COMMENTS:
Tax Revenues	\$ 100,000.00	\$ 130,000.00	\$ 200,000.00	\$ 200,000.00	\$ 200,000.00	\$ 200,000.00	\$ 200,000.00	\$ 438,500.00	
Grant Revenue			\$ -	\$ 71,500.00	\$ -	\$ -	\$ -	\$ -	
Interest Earned on Investments	\$ 8,844.57	\$ 7,248.82	\$ 5,000.00	\$ 6,117.35	\$ 5,000.00	\$ 4,204.40	\$ 7,764.81	\$ 7,500.00	
Sale of Equipment	\$ -	\$ -	\$ -	\$ -	\$ -	\$ -	\$ -	\$ -	
Proceeds; Loans/Financing					\$ -	\$ -	\$ -	\$ -	
Proceeds from LT Debt	\$ -	\$ -	\$ -	\$ -	\$ -	\$ 732,208.00	\$ 732,208.00	\$ -	
Transfer from General Fund	\$ -	\$ -	\$ -	\$ -	\$ -	\$ -	\$ -	\$ -	
Transfer from Parks Fund					\$ -	\$ 72,021.31	\$ 72,021.31	\$ -	
	<b>\$ 108,844.57</b>	<b>\$ 137,248.82</b>	<b>\$ 205,000.00</b>	<b>\$ 277,617.35</b>	<b>\$ 205,000.00</b>	<b>\$ 1,008,433.71</b>	<b>\$ 1,011,994.12</b>	<b>\$ 446,000.00</b>	

**EXPENDITURES**

	2020 Actual:	2021 Actual:	Budget Year 2022:	Actual 12/31/22 (not audit final)	ADOPTED BUDGET 2023:	ACTIVITY THROUGH 06/30/2023:	ESTIMATED YEAR END 2023:	PROPOSED BUDGET 2024:	COMMENTS:
Equipment Purchases	\$ 312,102.99	\$ 40,527.94	\$ 366,475.00	\$ 394,490.53	\$ 254,000.00	\$ 56,434.87	\$ 56,434.87	\$ 444,000.00	
Bank & Investment Fees	\$ 776.95	\$ 2,262.59	\$ -	\$ 2,366.09	\$ -	\$ 2,016.21	\$ 2,016.21	\$ 2,000.00	
Fire Protection Capital Outlay	\$ -	\$ -	\$ -	\$ -	\$ -	\$ 932,208.00	\$ 932,208.00	\$ -	
Transfer to Other Funds	\$ -	\$ -	\$ -	\$ -	\$ -	\$ -	\$ -	\$ -	
	<b>\$ 312,879.94</b>	<b>\$ 42,790.53</b>	<b>\$ 366,475.00</b>	<b>\$ 396,856.62</b>	<b>\$ 254,000.00</b>	<b>\$ 990,659.08</b>	<b>\$ 990,659.08</b>	<b>\$ 446,000.00</b>	

**Equipment Purchases:**

Fire Department - Pick Up	\$ 80,000.00	
Police Department - Squad & Outfitted	\$ 114,000.00	\$82,000 for 2 squads approved at 9.25.23 VB Meeting
*Public Works - Ditch Mower Tractor	\$ 250,000.00	
	<b>\$ 444,000.00</b>	

\*See Options

**VILLAGE OF KRONENWETTER  
BUDGET 2024**

**DITCH MOWER FUNDING**

**OPTIONS:**

- 1.) Purchase Outright & levy for the funding
- 2.) Finance Option - 10 years at an estimated 9% - payments are \$38,955 per year - interest over course of loan \$93,704.45.

Note: Savings on the cost of equipment rental (using the 2023 cost) of \$13,000 per year for the 10 year loan equals \$130,000 = net estimated cost to Village - a savings in rental cost of \$36,295.55 over course of the 10 year loan .

<b>LOAN AMORTIZATION SCHEDULE</b>	<b>FOR EXAMPLE PURPOSES ONLY</b>
-----------------------------------	----------------------------------

PURPOSE OF LOAN	DITCH MOWER	LOAN SUMMARY	
LOAN AMOUNT	\$250,000.00	Scheduled payment	\$34,370.45
ANNUAL INTEREST RATE-ESTIMATED	6.25%	Scheduled number of payments	10
LOAN PERIOD IN YEARS	10	Actual number of payments	1
NUMBER OF PAYMENTS PER YEAR	1	Total interest	\$93,704.45
START DATE FOR LOAN	2024		

PAYMENT DATE	BEGINNING BALANCE	SCHEDULED PAYMENT	TOTAL PAYMENT	PRINCIPAL	INTEREST	ENDING BALANCE	CUMULATIVE INTEREST
2024	\$250,000.00	\$34,370.45	\$34,370.45	\$18,745.45	\$15,625.00	\$231,254.55	\$15,625.00
2025	\$231,254.55	\$34,370.45	\$34,370.45	\$19,917.04	\$14,453.41	\$211,337.52	\$30,078.41
2026	\$211,337.52	\$34,370.45	\$34,370.45	\$21,161.85	\$13,208.59	\$190,175.67	\$43,287.00
2027	\$190,175.67	\$34,370.45	\$34,370.45	\$22,484.47	\$11,885.98	\$167,691.20	\$55,172.98
2028	\$167,691.20	\$34,370.45	\$34,370.45	\$23,889.75	\$10,480.70	\$143,801.45	\$65,653.68
2029	\$143,801.45	\$34,370.45	\$34,370.45	\$25,382.86	\$8,987.59	\$118,418.60	\$74,641.27
2030	\$118,418.60	\$34,370.45	\$34,370.45	\$26,969.28	\$7,401.16	\$91,449.31	\$82,042.43
2031	\$91,449.31	\$34,370.45	\$34,370.45	\$28,654.86	\$5,715.58	\$62,794.45	\$87,758.01
2032	\$62,794.45	\$34,370.45	\$34,370.45	\$30,445.79	\$3,924.65	\$32,348.66	\$91,682.66
2033	\$32,348.66	\$32,348.66	\$32,348.66	\$30,326.86	\$2,021.79	\$0.00	\$93,704.45

PROPERTY TAX LEVY AMOUNT - LEVY LIMIT - LOAN SCENARIO					
---	--	--	--	--	--

FUND:	FUND #:	2023 TAX LEVY	2022 TAX LEVY	CHANGE	%:
GENERAL FUND	100	\$ 2,024,495.50	\$ 1,631,019.90	\$ 393,475.60	24.12%
DEBT SERVICE FUND	350	\$ 232,007.00	\$ 700,000.00	\$(467,993.00)	-66.86%
CAPITAL PROJECTS FUND	410	\$ 35,000.00	\$ -	\$ 35,000.00	100.00%
EQUIPMENT REPAACEMENT FD.	750	\$ 188,500.00	\$ 200,000.00	\$(11,500.00)	-5.75%
		<u>\$ 2,480,002.50</u>	<u>\$ 2,531,019.90</u>	\$ (51,017.40)	

**LEVY LIMIT ESTIMATE 2023-24 TAX YEAR**

Estimated Levy - 1.19% Growth  
Factor: \$ 2,561,138.00

**LEVY - OVER ALL \$ (81,135.50)**

VILLAGE OF KRONENWETTER

PUBLIC WORKS DEPARTMENT - EQUIPMENT REPLACEMENT SCHEDULE

Year	Age in Years (2023)	Equipment	Year	Make	Model	Desired Year of Replacment/Yrs of Service	Actual year of Replacement	Cost of Replacement
1989	34	Air Compressor	1989	Sullair	N/A	N/A	TBD	TBD
1990	33	Ditch Mower Tractor	1990	Tiger	5610	2015 / 25yrs	2024	\$250,000.00
1994	29	Sign Truck	1994	Ford	F 7000	N/A	TBD	TBD
2002	21	Front End Loader	2002	Cat	938	2022 / 20yrs	2025	\$250,000.00
2005	18	Bulldozer	2005	Cat	D5G XL	N/A	TBD	TBD
2006	17	Tandem Axle Dump K-22	2006	Sterling		2022 / 16yrs	2022	\$225,000.00
2007	16	Tandem Axle Dump K-23	2007	Sterling		2023 / 16yrs	2026	\$250,000.00
2008	15	Wheeled Excavator	2008	Volvo	EW 180 C	2028 / 20yrs	2028	\$300,000.00
2008	15	Line Painter	2008	Graco	Line Lazer 200hs	N/A	TBD	TBD
2009	14	Front End Loader	2009	John Deere	624	2029 / 20yrs	2032	\$275,000.00
2014	9	Tandem Axle Dump K-21	2014	Mack		2030 / 16yrs	2030	\$275,000.00
2015	8	Crew Cab Pickup	2015	Dodge	2500	2025 / 10yrs	2025	\$65,000.00
2015	8	Hot Box Patcher	2015	Spaulding RMV	2 Ton	2035 / 20yrs	2035	TBD
2016	7	Tandem Axle Dump K-20	2016	Freightliner		2032 / 16yrs	2034	\$280,000.00
2016	7	Grader	2016	Cat	12M3	2021 / 5yrs	Lease	Leased
2018	5	Small Dump Regular Cab	2018	Dodge	3500	2033 / 15yrs	2033	\$90,000.00
2019	4	Blacktop Roller	2019	Bomag		N/A	TBD	TBD
2020	3	Skidsteer	2020	Bobcat	T 66	N/A	TBD	TBD
2021	2	Crew Cab Pickup	2021	Ford	F-250	2031 / 10yrs	2031	\$75,000.00
N/A		Shoulder Machine	N/A	N/A	N/A	N/A	TBD	TBD
N/A		Tar Kettle	N/A	N/A	N/A	N/A	TBD	TBD
<b>VALUE:</b>								<b>\$2,335,000.00</b>