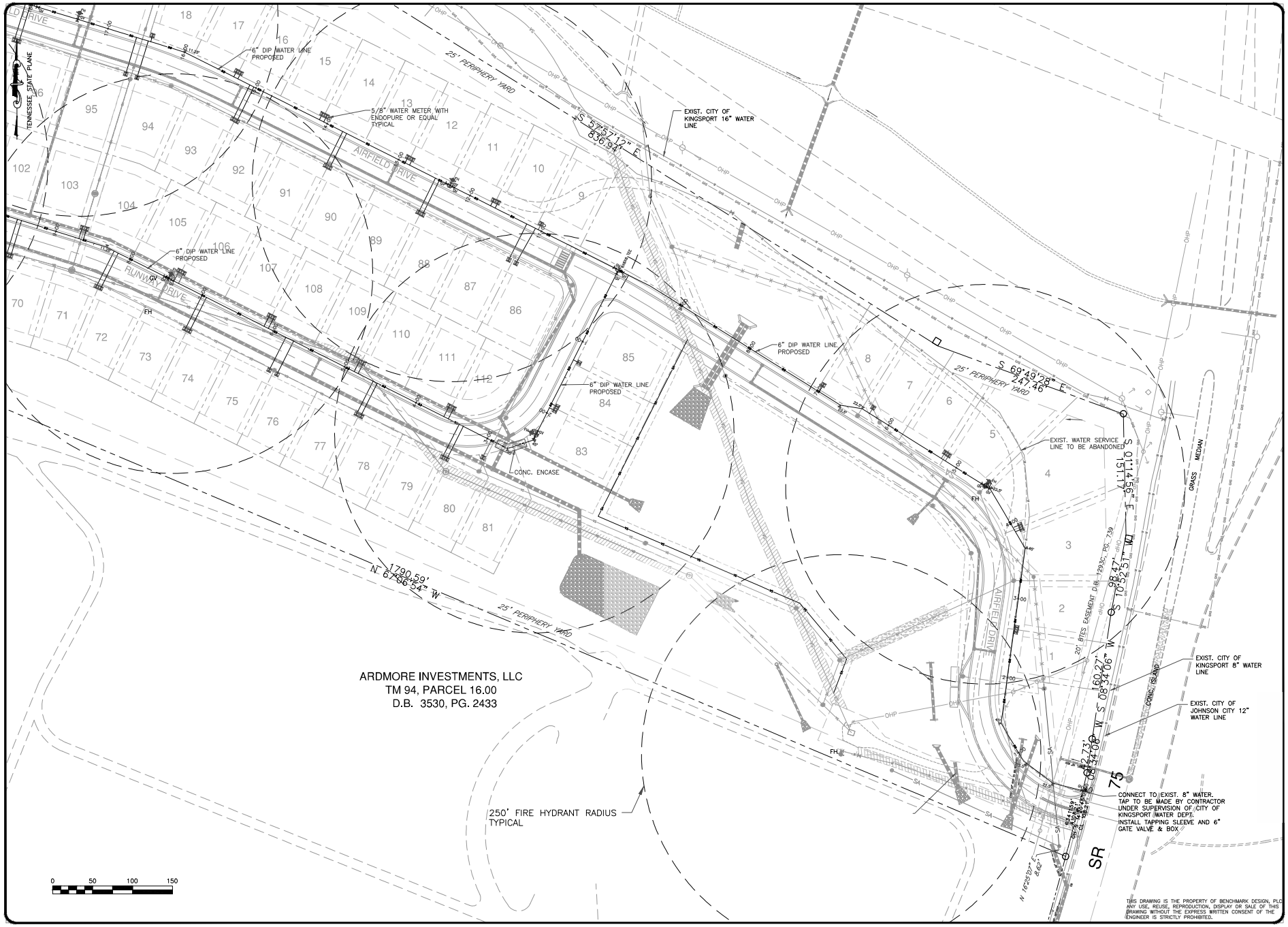

THIS DRAWING IS THE PROPERTY OF BENCHMARK DESIGN, PLC. ANY USE, REUSE, REPRODUCTION, DISPLAY OR SALE OF THIS DRAWING WITHOUT THE EXPRESS WRITTEN CONSENT OF THE ENGINEER IS STRICTLY PROHIBITED.

Benchmark Design, PLC
ENGINEERING & SURVEYING
3547 W. Market Street
Johnson City, Tennessee 37604
Phone: 423-222-1105
Fax: 423-222-1107

SITE UTILITY PLAN
WATER

DEVELOPMENT PLANS FOR AIRPORT PARKWAY

KINGSPORT, TENNESSEE

SAMUEL L. LINDER
REGISTERED ENGINEER
No. 102355
STATE OF TENNESSEE

DATE	04/22/25
SCALE	1"=50'
FILE NAME	23148 BASE
JOB NUMBER	23148

DRAWING NUMBER

C5A

of

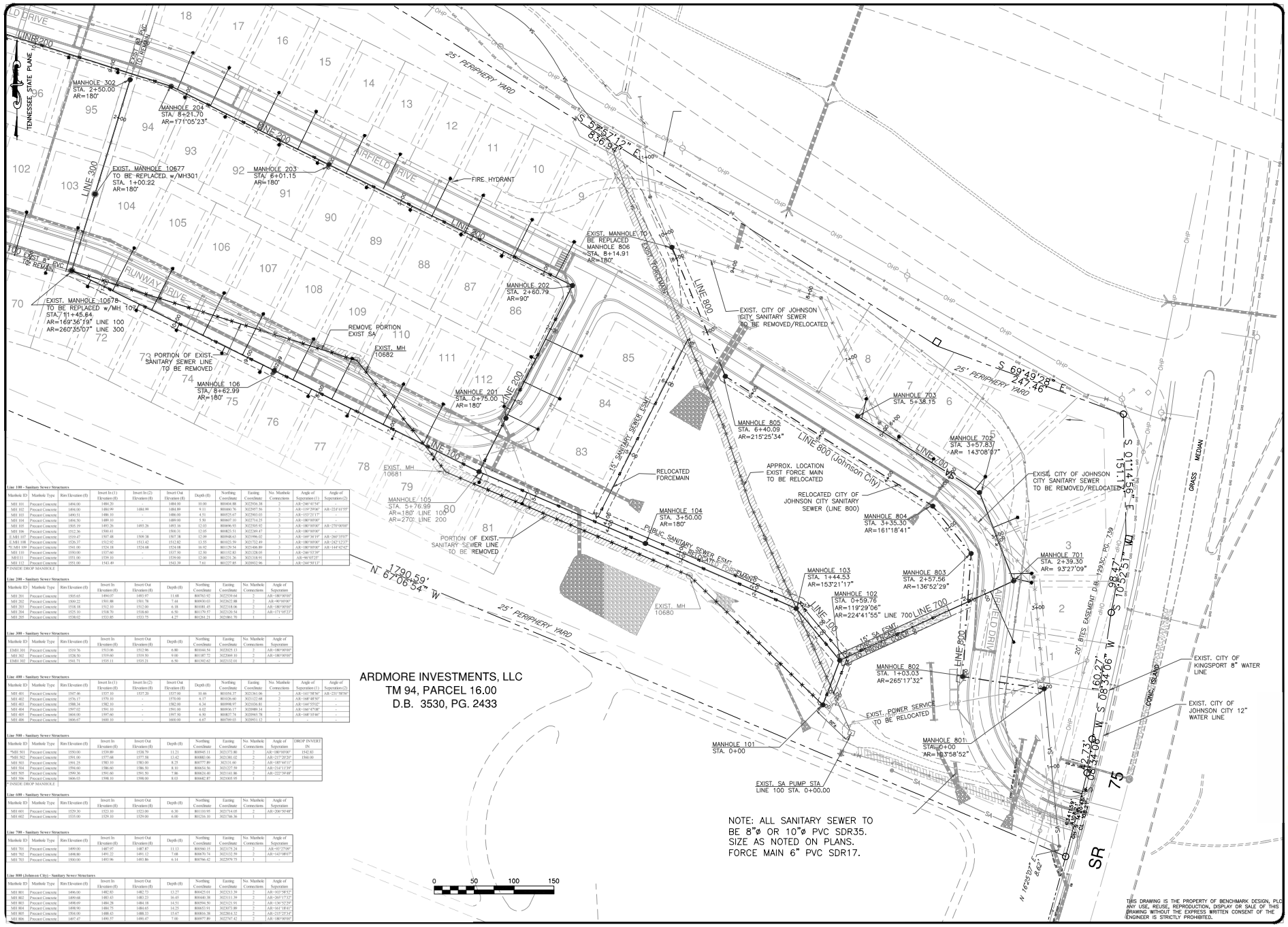

Line 100 - Sanitary Sewer Structures

Manhole ID	Manhole Type	Rim Elevation (ft)	Invert In (1) Elevation (ft)	Invert In (2) Elevation (ft)	Invert Out Elevation (ft)	Depth (ft)	Northing Coordinate	Easting Coordinate	No. Manhole Connections	Angle of Seperation	Angle of Seperation (2)
MH 101	Precast Concrete	1494.00	1484.20	-	1484.00	10.00	800404.88	3022936.38	2	AR=246°41'54"	-
MH 102	Precast Concrete	1494.00	1484.99	1484.99	1484.89	9.11	800404.76	3022957.56	3	AR=119°29'06"	AR=224°41'55"
MH 103	Precast Concrete	1490.11	1486.10	-	1486.00	4.51	800375.67	3023010.03	2	AR=153°21'17"	-
MH 104	Precast Concrete	1494.50	1489.10	-	1489.00	5.50	800607.10	3022714.25	2	AR=180°00'00"	-
MH 105	Precast Concrete	1501.19	1493.20	1493.26	1493.16	12.03	800606.93	3022585.92	3	AR=180°00'00"	AR=270°00'00"
MH 106	Precast Concrete	1512.36	1500.43	-	1500.31	12.05	800823.53	3022389.47	2	AR=180°00'00"	-
E.MH 107	Precast Concrete	1519.47	1507.68	1509.38	1507.38	12.09	800948.63	3022906.02	3	AR=169°36'19"	AR=260°35'07"
E.MH 108	Precast Concrete	1526.37	1512.92	1513.42	1512.82	13.55	801023.59	3023732.49	3	AR=180°00'00"	AR=242°12'37"
*E.MH 109	Precast Concrete	1541.00	1524.18	1524.68	1524.08	16.92	801129.54	3024406.89	3	AR=180°00'00"	AR=144°42'42"
MH 110	Precast Concrete	1550.00	1537.60	-	1537.50	12.50	801152.82	3025238.05	1	AR=240°52'09"	-
MH111	Precast Concrete	1551.00	1539.10	-	1539.00	12.00	801231.26	3025318.91	1	AR=96°03'23"	-
MH 112	Precast Concrete	1553.00	1543.49	-	1543.39	7.61	801227.85	3026021.96	2	AR=264°50'13"	-

* INSIDE DROP MANHOLE

Line 200 - Sanitary Sewer Structures

Manhole ID	Manhole Type	Rim Elevation (ft)	Invert In Elevation (ft)	Invert Out Elevation (ft)	Depth (ft)	Northing Coordinate	Easting Coordinate	No. Manhole Connections	Angle of Seperation
MH 201	Precast Concrete	1503.65	1494.07	1493.97	11.68	800763.92	3022539.64	2	AR=180°00'00"
MH 202	Precast Concrete	1521.00	1501.88	1501.78	7.44	800830.03	3022602.88	2	AR=90°00'00"
MH 203	Precast Concrete	1518.18	1512.10	1512.00	6.18	801081.45	3023318.06	2	AR=180°00'00"
MH 204	Precast Concrete	1528.00	1518.70	1518.60	6.50	801179.57	3023328.58	2	AR=171°05'23"
MH 205	Precast Concrete	1538.02	1533.85	1533.75	4.27	801261.21	3023861.70	1	-

Line 300 - Sanitary Sewer Structures

Manhole ID	Manhole Type	Rim Elevation (ft)	Invert In Elevation (ft)	Invert Out Elevation (ft)	Depth (ft)	Northing Coordinate	Easting Coordinate	No. Manhole Connections	Angle of Seperation
EMH 301	Precast Concrete	1539.76	1533.06	1532.96	6.80	801044.54	3022825.13	2	AR=180°00'00"
MH 302	Precast Concrete	1528.50	1519.60	1519.50	9.00	801187.72	3023069.10	2	AR=180°00'00"
EMH 302	Precast Concrete	1541.71	1535.11	1535.21	6.50	801392.62	3022132.01	2	-

Line 400 - Sanitary Sewer Structures

Manhole ID	Manhole Type	Rim Elevation (ft)	Invert In (1) Elevation (ft)	Invert In (2) Elevation (ft)	Invert Out Elevation (ft)	Depth (ft)	Northing Coordinate	Easting Coordinate	No. Manhole Connections	Angle of Seperation	Angle of Seperation (2)
MH 401	Precast Concrete	1587.46	1577.10	1577.20	1577.00	10.46	801654.37	3023361.06	3	AR=141°58'56"	AR=231°00'56"
MH 402	Precast Concrete	1576.17	1570.10	-	1570.00	6.17	801020.80	3023122.68	2	AR=168°48'50"	-
MH 403	Precast Concrete	1588.34	1582.10	-	1582.00	6.34	800998.07	3023104.81	2	AR=144°55'02"	-
MH 404	Precast Concrete	1597.02	1591.10	-	1591.00	6.02	800936.17	3020888.34	2	AR=166°47'08"	-
MH 405	Precast Concrete	1604.00	1597.60	-	1597.50	6.50	800837.74	3020443.78	2	AR=166°10'46"	-
MH 406	Precast Concrete	1606.67	1600.10	-	1600.00	6.67	800769.03	3020011.12	1	-	-

Line 500 - Sanitary Sewer Structures

Manhole ID	Manhole Type	Rim Elevation (ft)	Invert In Elevation (ft)	Invert Out Elevation (ft)	Depth (ft)	Northing Coordinate	Easting Coordinate	No. Manhole Connections	Angle of Seperation	DROP INVERT IN
*MH 501	Precast Concrete	1550.00	1539.89	1538.79	11.21	800945.11	3021271.80	2	AR=180°00'00"	1542.81
*MH 502	Precast Concrete	1591.00	1577.68	1577.58	13.42	800883.06	3021381.02	2	AR=171°20'20"	1580.00
MH 503	Precast Concrete	1591.25	1583.10	1583.00	8.25	800777.80	3021331.60	2	AR=185°44'11"	-
MH 504	Precast Concrete	1594.60	1586.60	1586.50	8.10	800654.56	3021277.59	2	AR=214°11'39"	-
MH 505	Precast Concrete	1599.36	1591.60	1591.50	7.86	800634.40	3021141.86	2	AR=222°34'48"	-
MH 506	Precast Concrete	1606.03	1598.10	1598.00	8.03	800682.87	3021005.95	1	-	-

* INSIDE DROP MANHOLE

Line 600 - Sanitary Sewer Structures

Manhole ID	Manhole Type	Rim Elevation (ft)	Invert In Elevation (ft)	Invert Out Elevation (ft)	Depth (ft)	Northing Coordinate	Easting Coordinate	No. Manhole Connections	Angle of Seperation
MH 601	Precast Concrete	1529.30	1523.10	1523.00	6.30	801110.91	3023714.05	2	AR=206°36'48"
MH 602	Precast Concrete	1535.00	1529.10	1529.00	6.00	801216.10	3023746.36	1	-

Line 700 - Sanitary Sewer Structures

Manhole ID	Manhole Type	Rim Elevation (ft)	Invert In Elevation (ft)	Invert Out Elevation (ft)	Depth (ft)	Northing Coordinate	Easting Coordinate	No. Manhole Connections	Angle of Seperation
MH 701	Precast Concrete	1499.00	1487.07	1487.87	11.13	800560.15	3022175.24	2	AR=93°27'09"
MH 702	Precast Concrete	1498.80	1491.22	1491.12	7.68	800670.74	3022132.59	2	AR=143°08'07"
MH 703	Precast Concrete	1500.00	1493.96	1493.86	6.14	800706.42	3022978.75	1	-

Line 800 (Johnson City) - Sanitary Sewer Structures

Manhole ID	Manhole Type	Rim Elevation (ft)	Invert In Elevation (ft)	Invert Out Elevation (ft)	Depth (ft)	Northing Coordinate	Easting Coordinate	No. Manhole Connections	Angle of Seperation
MH 801	Precast Concrete	1496.00	1482.83	1482.73	13.27	800425.01	3023213.39	2	AR=103°58'52"
MH 802	Precast Concrete	1499.68	1483.43	1483.23	16.45	800448.38	3023111.39	2	AR=265°17'32"
MH 803	Precast Concrete	1498.69	1484.28	1484.18	14.51	800394.50	3023121.93	2	AR=136°52'29"
MH 804	Precast Concrete	1498.90	1484.75	1484.65	14.25	800653.91	3023075.86	2	AR=161°18'41"
MH 805	Precast Concrete	1504.00	1488.43	1488.33	15.67	800816.38	3023814.32	2	AR=215°25'34"
MH 806	Precast Concrete	1497.47	1490.57	1490.47	7.00	800975.89	3023747.42	2	AR=180°00'00"

THIS DRAWING IS THE PROPERTY OF BENCHMARK DESIGN, PLC ANY USE, REUSE, REPRODUCTION, DISPLAY OR SALE OF THIS DRAWING WITHOUT THE EXPRESS WRITTEN CONSENT OF THE ENGINEER IS STRICTLY PROHIBITED.

Benchmark Design, PLC
ENGINEERING & SURVEYING
3547 W. Market Street
Johnson City, Tennessee 37604
Phone: 423-722-1105
Fax: 423-722-1107

SITE UTILITY PLAN
SANITARY SEWER

DEVELOPMENT PLANS FOR AIRPORT PARKWAY

KINGSPORT, TENNESSEE

SAMUEL L. LINLEY
REGISTERED ENGINEER
No. 102 890
STATE OF TENNESSEE

DATE	04/22/25
SCALE	1"=50'
FILE NAME	23148 BASE
JOB NUMBER	23148

DRAWING NUMBER
C5B
of

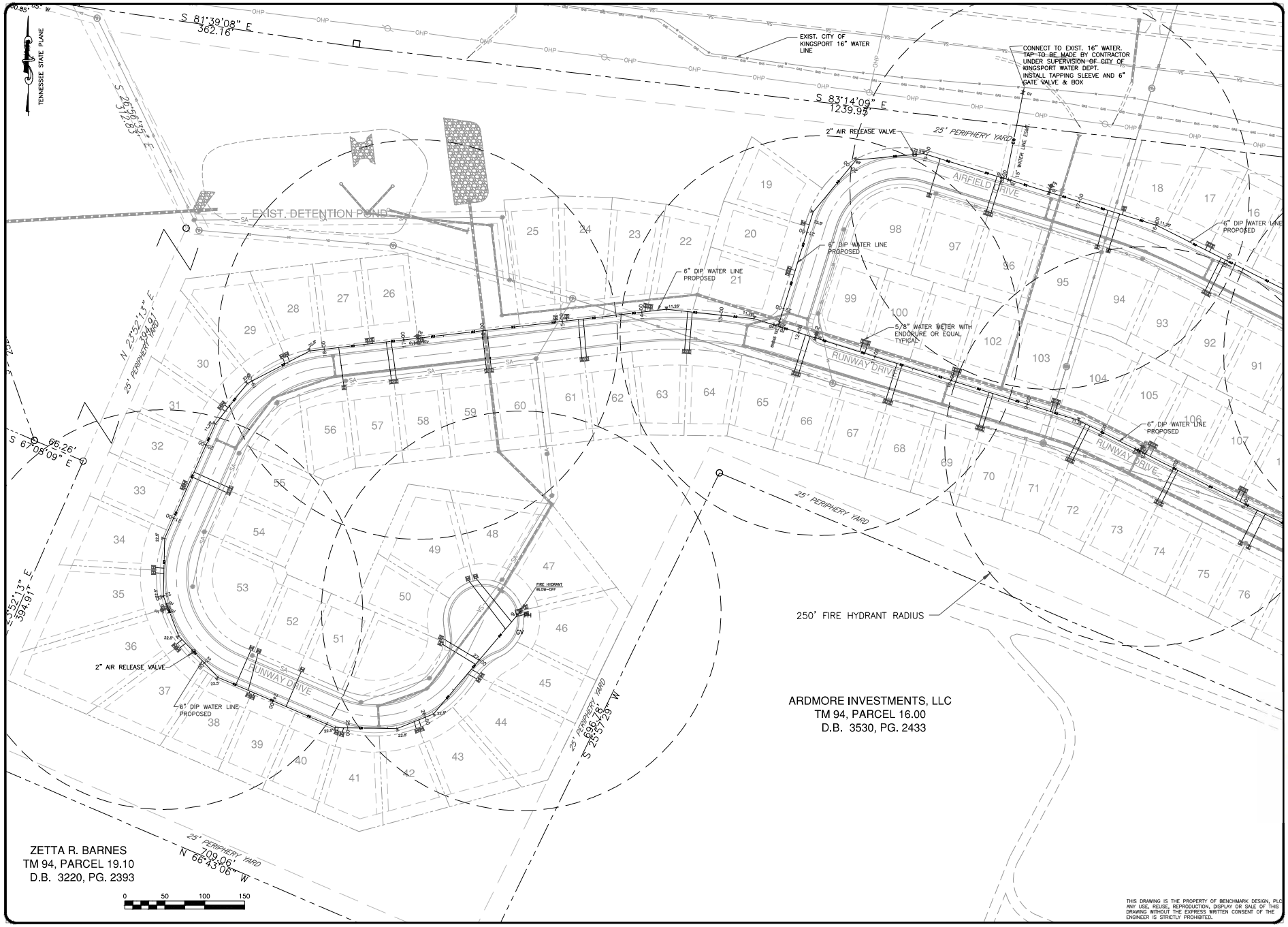

THIS DRAWING IS THE PROPERTY OF BENCHMARK DESIGN, PLC. ANY USE, REUSE, REPRODUCTION, DISPLAY OR SALE OF THIS DRAWING WITHOUT THE EXPRESS WRITTEN CONSENT OF THE ENGINEER IS STRICTLY PROHIBITED.

Benchmark Design, PLC
ENGINEERING & SURVEYING
3547 W. Market Street
Johnson City, Tennessee 37604
Phone: 423-722-1105
Fax: 423-722-1107

SITE UTILITY PLAN
WATER

DEVELOPMENT PLANS FOR
AIRPORT PARKWAY
KINGSPORT, TENNESSEE

SAMUEL L. LINDER
STATE OF TENNESSEE

DATE	04/22/25
SCALE	1"=50'
FILE NAME	23148 BASE
JOB NUMBER	23148

DRAWING NUMBER
C6A
of

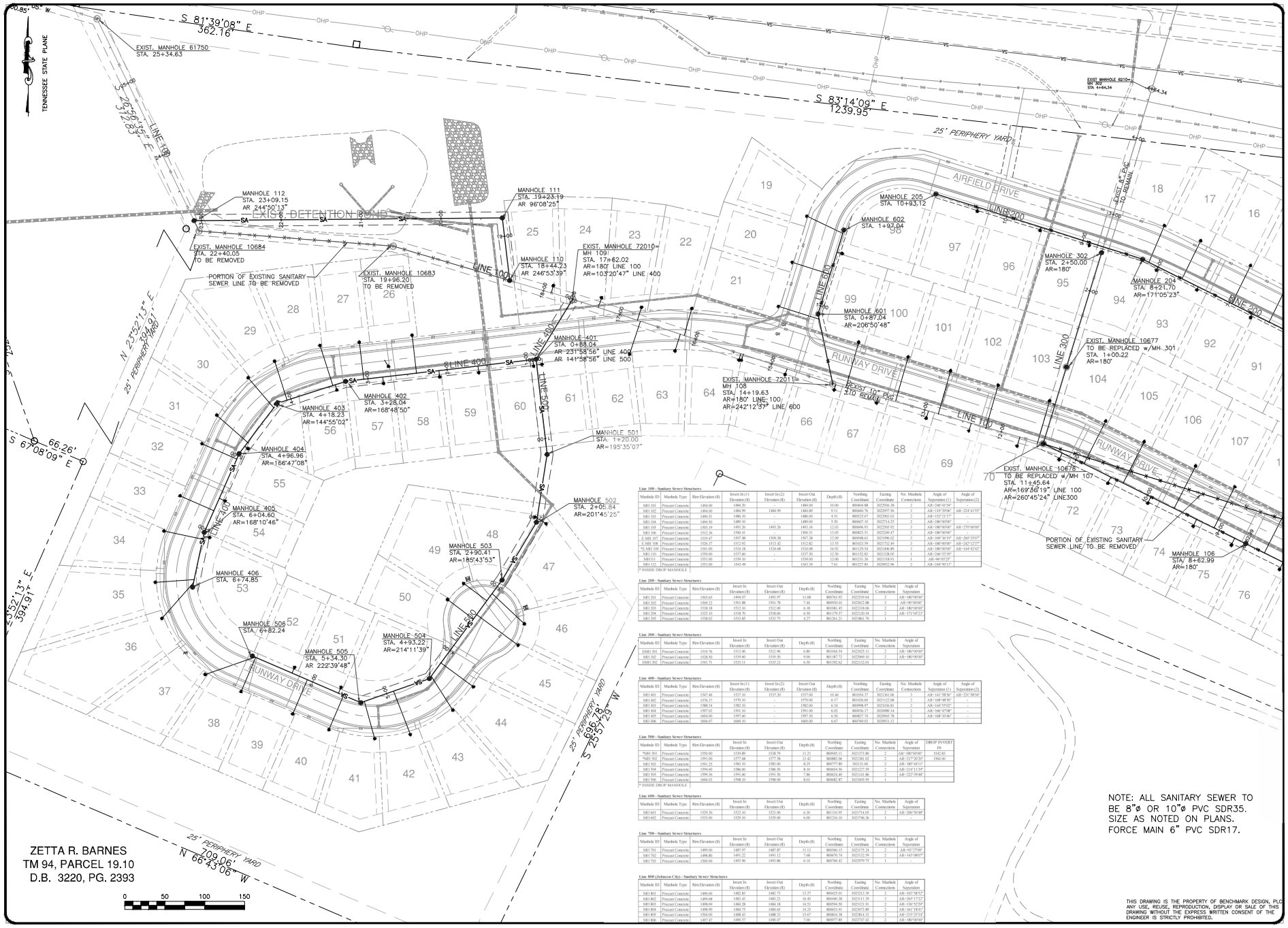

Line 100 - Sanitary Sewer Structures

Manhole ID	Manhole Type	Rim Elevation (ft)	Invert In (1) Elevation (ft)	Invert In (2) Elevation (ft)	Invert Out Elevation (ft)	Depth (ft)	Northing Coordinate	Easting Coordinate	No. Manhole Connections	Angle of Seperation (1)	Angle of Seperation (2)
MH 101	Precast Concrete	1494.00	1484.20	-	1484.00	10.00	804684.88	3025036.38	2	AR=246°41'54"	-
MH 102	Precast Concrete	1494.00	1484.99	1484.99	1484.89	9.11	804661.76	3025957.56	3	AR=119°29'06"	AR=224°41'55"
MH 103	Precast Concrete	1490.51	1486.10	-	1486.00	4.51	804575.47	3025903.03	2	AR=153°21'17"	-
MH 104	Precast Concrete	1494.50	1489.10	-	1489.00	5.50	804067.10	3022714.25	2	AR=180°00'00"	-
MH 105	Precast Concrete	1505.26	1493.20	1493.26	1493.16	12.10	804006.45	3022505.93	2	AR=180°00'00"	AR=270°00'00"
MH 106	Precast Concrete	1512.36	1500.41	-	1500.31	12.05	804023.51	3022249.47	2	AR=180°00'00"	-
E MH 107	Precast Concrete	1519.42	1507.48	1509.38	1507.38	12.09	804048.63	3021996.02	3	AR=169°36'19"	AR=260°35'07"
E MH 108	Precast Concrete	1526.27	1512.92	1513.42	1512.82	13.55	803925.59	3021752.49	3	AR=180°00'00"	AR=242°12'37"
*E MH 109	Precast Concrete	1541.00	1524.18	1524.68	1524.08	16.92	803129.54	3021400.89	3	AR=180°00'00"	AR=144°42'42"
MH 110	Precast Concrete	1550.00	1537.40	-	1537.30	12.50	803152.83	3021328.05	1	AR=246°53'39"	-
MH111	Precast Concrete	1551.00	1539.30	-	1539.00	12.00	803231.26	3021318.91	1	AR=96°07'25"	-
MH 112	Precast Concrete	1551.00	1543.49	-	1543.39	7.61	803227.85	3020852.96	2	AR=244°50'13"	-

* INSIDE DROP MANHOLE

Line 200 - Sanitary Sewer Structures

Manhole ID	Manhole Type	Rim Elevation (ft)	Invert In Elevation (ft)	Invert Out Elevation (ft)	Depth (ft)	Northing Coordinate	Easting Coordinate	No. Manhole Connections	Angle of Seperation
MH 201	Precast Concrete	1505.65	1494.07	1493.97	11.68	804763.92	3027539.64	2	AR=180°00'00"
MH 202	Precast Concrete	1509.22	1501.88	1501.78	7.44	804034.03	3022622.88	2	AR=90°00'00"
MH 203	Precast Concrete	1518.18	1512.10	1512.00	6.18	801081.45	3022118.06	2	AR=180°00'00"
MH 204	Precast Concrete	1525.10	1518.70	1518.60	6.50	801179.57	3022120.54	2	AR=171°05'23"
MH 205	Precast Concrete	1538.02	1533.85	1533.75	4.37	801361.21	3021861.70	1	-

Line 300 - Sanitary Sewer Structures

Manhole ID	Manhole Type	Rim Elevation (ft)	Invert In Elevation (ft)	Invert Out Elevation (ft)	Depth (ft)	Northing Coordinate	Easting Coordinate	No. Manhole Connections	Angle of Seperation
EMH 301	Precast Concrete	1519.76	1513.96	1513.86	6.80	801044.54	3025025.11	2	AR=180°00'00"
MH 302	Precast Concrete	1528.50	1519.60	1519.50	9.00	801187.72	3022969.10	2	AR=180°00'00"
EMH 303	Precast Concrete	1541.71	1535.11	1535.21	6.50	801392.62	3023132.01	2	-

Line 400 - Sanitary Sewer Structures

Manhole ID	Manhole Type	Rim Elevation (ft)	Invert In (1) Elevation (ft)	Invert In (2) Elevation (ft)	Invert Out Elevation (ft)	Depth (ft)	Northing Coordinate	Easting Coordinate	No. Manhole Connections	Angle of Seperation (1)	Angle of Seperation (2)
MH 401	Precast Concrete	1547.46	1537.10	1537.30	1537.00	10.46	804054.15	3021361.06	2	AR=141°58'56"	AR=231°58'56"
MH 402	Precast Concrete	1576.17	1570.10	-	1570.00	6.17	803528.60	3021122.68	2	AR=168°48'50"	-
MH 403	Precast Concrete	1588.34	1582.10	-	1582.00	6.34	803008.97	3020836.83	2	AR=144°55'02"	-
MH 404	Precast Concrete	1597.02	1591.10	-	1591.00	6.02	803036.17	3020080.24	2	AR=166°47'08"	-
MH 405	Precast Concrete	1604.00	1597.40	-	1597.30	6.50	803017.74	3020042.78	2	AR=168°10'46"	-
MH 406	Precast Concrete	1606.67	1600.10	-	1600.00	6.67	803769.03	3020031.12	1	-	-

Line 500 - Sanitary Sewer Structures

Manhole ID	Manhole Type	Rim Elevation (ft)	Invert In Elevation (ft)	Invert Out Elevation (ft)	Depth (ft)	Northing Coordinate	Easting Coordinate	No. Manhole Connections	Angle of Seperation	DROP INVERT IN
*MH 501	Precast Concrete	1550.00	1539.80	1538.70	11.71	804941.11	3021373.46	2	AR=180°00'00"	1542.83
*MH 502	Precast Concrete	1591.00	1577.68	1577.58	13.42	804883.06	3021381.02	2	AR=225°20'20"	1580.00
MH 503	Precast Concrete	1591.25	1583.10	1582.00	8.25	804777.80	3021321.60	2	AR=185°44'11"	-
MH 504	Precast Concrete	1594.60	1586.80	1586.50	8.10	804654.56	3021227.59	2	AR=214°11'39"	-
MH 505	Precast Concrete	1599.36	1591.40	1591.30	7.96	804634.40	3021141.86	2	AR=222°39'48"	-
MH 506	Precast Concrete	1606.02	1598.10	1598.00	8.02	804082.87	3021005.95	1	-	-

* INSIDE DROP MANHOLE

Line 600 - Sanitary Sewer Structures

Manhole ID	Manhole Type	Rim Elevation (ft)	Invert In Elevation (ft)	Invert Out Elevation (ft)	Depth (ft)	Northing Coordinate	Easting Coordinate	No. Manhole Connections	Angle of Seperation
MH 601	Precast Concrete	1529.30	1523.00	1523.00	6.30	801101.95	3021714.05	2	AR=206°50'48"
MH 602	Precast Concrete	1535.00	1529.10	1529.00	6.00	801216.10	3021746.36	1	-

Line 700 - Sanitary Sewer Structures

Manhole ID	Manhole Type	Rim Elevation (ft)	Invert In Elevation (ft)	Invert Out Elevation (ft)	Depth (ft)	Northing Coordinate	Easting Coordinate	No. Manhole Connections	Angle of Seperation
MH 701	Precast Concrete	1499.00	1487.47	1487.47	11.13	803275.24	3023275.24	2	AR=97°27'09"
MH 702	Precast Concrete	1498.80	1491.22	1491.12	7.68	803670.74	3023132.59	2	AR=143°08'07"
MH 703	Precast Concrete	1500.00	1493.96	1493.86	6.14	803766.42	3023879.75	1	-

Line 800 (Johnson City) - Sanitary Sewer Structures

Manhole ID	Manhole Type	Rim Elevation (ft)	Invert In Elevation (ft)	Invert Out Elevation (ft)	Depth (ft)	Northing Coordinate	Easting Coordinate	No. Manhole Connections	Angle of Seperation
MH 801	Precast Concrete	1496.00	1482.83	1482.73	13.27	803425.01	3023213.39	2	AR=103°58'52"
MH 802	Precast Concrete	1499.00	1483.43	1483.23	16.43	804440.38	3023111.39	2	AR=260°17'32"
MH 803	Precast Concrete	1498.69	1484.28	1484.18	14.51	803954.50	3023123.91	2	AR=136°52'55"
MH 804	Precast Concrete	1498.90	1484.75	1484.65	14.25	803653.91	3023072.80	2	AR=191°18'41"
MH 805	Precast Concrete	1504.00	1488.43	1488.33	15.67	803016.38	3022814.32	2	AR=235°25'14"
MH 806	Precast Concrete	1497.47	1490.37	1490.47	7.00	803077.89	3022747.42	2	AR=180°00'00"

NOTE: ALL SANITARY SEWER TO BE 8"ø OR 10"ø PVC SDR35. SIZE AS NOTED ON PLANS. FORCE MAIN 6" PVC SDR17.

THIS DRAWING IS THE PROPERTY OF BENCHMARK DESIGN, PLC. ANY USE, REUSE, REPRODUCTION, DISPLAY OR SALE OF THIS DRAWING WITHOUT THE EXPRESS WRITTEN CONSENT OF THE ENGINEER IS STRICTLY PROHIBITED.

Benchmark Design, PLC
ENGINEERING & SURVEYING
3547 W. Market Street
Johnson City, Tennessee 37604
Phone: 423-722-1105
Fax: 423-722-1107

SITE UTILITY PLAN
SANITARY SEWER

DEVELOPMENT PLANS FOR
AIRPORT PARKWAY
KINGSPORT, TENNESSEE

SAMUEL L. LINDER
REGISTERED ENGINEER
No. 109338
STATE OF TENNESSEE

DATE	04/22/25
SCALE	1"=50'
FILE NAME	23148 BASE
JOB NUMBER	23148

DRAWING NUMBER
C6B
of