



KING FIRE DEPARTMENT

**SUTPHEN CUSTOM PUMPER
SPEC/PROPOSAL**



ABOUT YOUR NORTH CAROLINA SUTPHEN DEALER:

- FIRST CHOICE FIRE & SAFETY INC. WAS FOUNDED IN 1999 WITH A FOCUS IN APPARATUS SALES
- SINCE OUR INCEPTION WE HAVE EXPANDED TO BE A MULTIPLE APPARATUS LINE DEALER, EQUIPMENT SALES, CUSTOM VEHICLE UPFITS AND INSTALLS, PARTS SALES, AND A SERVICE DEPARTMENT WITH MULTIPLE LCOATIONS AND ON-ROAD SERVICE
- OUR SERVICE CENTERS:
 - DURHAM, NC
 - STATESVILLE, NC
 - WE ALSO HAVE ON-ROAD SERVICE WHICH HANDLES MOST WARRANTY OR ANY OTHER SERVICE FIXES.
- OUR SERVICE CENTERS ALSO BUILDS CUSTOM UPFITS FOR EMERGENCY SERVICE AGENCIES. WHICH INCLUDE UPGRADES TO CURRENT APPARATUS, CHIEF/SQUAD TRUCK BUILDS, POLICE VEHICLES, EMS VEHICLES, CUSTOM CABINETRY/SHELVING AND ELECTRICAL COMPONENTS.

THE FOLLOWING PAGES INCLUDE THE
OFFICIAL PROPOSAL AND SUPPORTING
DOCUMENTS.



SUTPHEN PROPOSAL

TO THE:
King Fire Department

DATE: October 27th, 2025

We hereby propose and agree to furnish the following firefighting equipment upon your acceptance of this Proposal:

One (1) HGAC Bid Sutphen Heavy Duty Custom Pumper Complete and Delivered

for the Total Sum of \$ 1,196,674.19

Proposal price includes the following items:

- HGAC Contract Fee
- Travel for Mid-Inspection and Final inspection for up to (4) KFD members per trip.

The apparatus and equipment being purchased hereunder shall be completed within approximately 34-36 months after the Sutphen's receipt and approval of Purchaser's acceptance of this Proposal.

This Proposal shall be valid for thirty (30) days. If a Purchase Agreement or Purchase Order is not received by Sutphen within 30 days of the date of this Proposal, Sutphen reserves the right to extend, withdraw, or modify this Proposal, including pricing, delivery times, and prepayment discounts, as applicable.

Respectfully submitted,

Adam Bordeaux

Adam Bordeaux
First Choice Fire & Safety Inc.
Authorized Representative for Sutphen Corporation





Sutphen

Component Report

Dealership: First Choice Fire and Safety

HS- King Fire Dept. , North Carolina Customized Pumper

Order#: DQ018623-1

Contact: Steven Roberson/Jonathan Lane

Position: Fire Chief/Assistant Chief

Phone:

Mobile:

Email: sroberson@ci.king.nc.us / Jlane@ci.king.nc.us

Bill To

Customer: King Fire Dept.
Contact: Steve Roberson, Fire Chief
Address: 302 W. King St.

King , North Carolina 27021

Ship To

Customer: King Fire Department
Contact: Steve Roberson, Fire Chief
Address: 302 W. King St.

King, North Carolina 27021

Comments

Project Manager:
Sales Person: Adam Bordeaux
Revision Level: Proposal
Truck Type: Custom Pumper
Body Facility: Urbana

Quote Line Number 1

Line	Item #	Qty	Item Description/Comments
1	Urbana	1	Facility = Urbana
2		1	**ENG Truck Series = Customized
3		1	**ENG Pump Module Series = Customized Module
4		1	**ENG Electrical System = Point-to-Point
5	HGAC	1	Cooperative Purchasing =HGAC
6	10000225	1	STD WIRING SCHEMATIC (USB)
7	10001200	1	MAXIMUM APPARATUS HEIGHT = 9'10
8	10001220	1	MAXIMUM APPARATUS LENGTH = 33'3
9	10310100	1	CHASSIS
CHASSIS			
10	10010006	1	CHASSIS, CUSTOM
11	51070200	1	WHEELBASE = 200
12		1	**ENG Wheelbase Note = Wheelbases and component designs may be subject to change pending finalized designs from Cummins on 2027 EPA compliant aftertreatment systems.

Line	Item #	Qty	Item Description/Comments
13		1	**ENG PTA Number = TBD
14	25010255	1	FRAME, 10" DOUBLE RAILS, DOMEX, SINGLE AXLE (110K PSI)
15	45040100	1	FRONT BUMPER CLIP
16	45010001	1	FRONT TOW EYES, BELOW BUMPER, PAINTED
17	46010000	1	REAR TOW EYES, PAINTED
18	40010250	1	STEERING - ROSS TAS-85
19	40010500	1	STEERING GEAR WARRANTY, ROSS, 1-YEAR
20	22010050	1	DRIVE LINE, SPICER, 1810 SERIES
21	23015100	1	ENGINE, CUMMINS X10 HHD 450HP DOC-DPF-DEF-SCR OBD
22	23029200	1	ENGINE WARRANTY, 5 YEAR, 100,000 MILES FOR CUMMINS (X SERIES)
23	23029400	1	AFTERTREATMENT WARRANTY, 5 YEAR, 100,000 MILES FOR CUMMINS (X SERIES)
24	23030006	1	AIR INTAKE/EMBER SEPARATOR
25	23031176	1	FUEL FILTER/WATER SEPARATOR, PRIMARY, FLEETGUARD FUEL PRO FH230
26	23031180	1	12VDC HEATER FOR FLEETGUARD FUEL/WATER SEPARATOR
27	23031220	1	FUEL FILTER, SECONDARY, FLEETGUARD, FF5825NN
28	47012520	1	TRANSMISSION, ALLISON GEN 6, EVS4000 (X10HHD, X12, X15)
29	47020100	1	TRANSMISSION WARRANTY, ALLISON, 5 YEARS
30	23110000	1	JACOBS ENGINE BRAKE
31	47024050	1	TRANSMISSION COOLER
32	47030000	1	ALLISON TOUCH PAD SHIFTER
33	47030130	1	SHIFTER PAD GEARING, 5 GEARS OPEN, 6TH GEAR VIA MODE BUTTON
34	21021200	1	COOLING SYSTEM
35	21030195	1	COOLANT FILTER
36	21030000	1	FAN CLUTCH
37	21030200	1	RADIATOR COOLANT RECOVERY, PRESSURIZED SYST
38	26010000	1	FUEL TANK, STEEL, 65 GALLON


Line	Item #	Qty	Item Description/Comments
39	26030000	1	FUEL FILL
40	26030100	1	FUEL COOLER
41	24040000	1	DIESEL EXHAUST FLUID TANK
42		1	**ENG DEF Access = Hinged Door for DEF Access.
43	13010225	1	ALTERNATOR, LEECE NEVILLE 420 AMP BLP4003
44	13030100	1	LOW VOLTAGE ALARM, FLOYD BELL TXB-V86-515-QF
45	15010500	1	BATTERIES, INTERSTATE TYPE 31 MHD (4)
46	15031700	1	BATTERY JUMPER TERMINALS
47	15031515	1	BATTERY CHARGER, KUSSMAUL CHIEF 4012 W/REMOTE BAR GRAPH DISPLAY
48		1	**ENG Battery Charger Note: Chassis Division to provide/install battery charger & Auto Eject (if applicable)
49	15030430	1	120V SHORELINE INLET, KUSSMAUL SUPER 20 AUTO EJECT, 90° OPENING COVER 091-55-20-120
50		1	**ENG Shoreline Inlet Location = Driver's side of Cab, standard location.
51		1	**ENG Shoreline Cover Color = Red.
52	15040100	5	120V OUTLET WIRED TO SHORELINE INLET - EA (5)
53		1	**ENG NEMA Number = 5-20 House Plug Duplex.
54		1	<p>**ENG Outlet Locations = -(1) Mounted on the floor of the cab, centered behind the Driver's seat.</p> <p>-(1) Mounted in the forward-facing EMS cabinet, lower back wall, centered.</p> <p>-(1) Mounted in the L1 compartment, inboard wall, top forward corner of deep portion.</p> <p>-(1) Mounted in the L3 compartment, inboard wall, top forward corner of deep portion.</p> <p>-(1) Mounted in the R3 compartment, inboard wall, top forward corner of deep portion.</p> <p>-All outlets tied to inverter.</p>
55	14022130	1	FRONT AXLE, HENDRICKSON STEERTEK NXT 23,000 LB.
56	14030120	1	FRONT AXLE WARRANTY, HENDRICKSON, 5 YEARS
57	41022130	1	FRONT SUSPENSION, HENDRICKSON 23,000 LBS. (4) 56" LEAFS
58	41030035	1	FRONT SUSPENSION WARRANTY, HENDRICKSON, 3 YEARS (PAIRED W/HENDRICKSON REAR SUSPENSION)
59	41040510	1	STEER ASSIST
60	43010370	1	FRONT TIRES, MICHELIN 425/65R22.5 LRL XFE 22.5 X 12.25 WHEELS
61	14510530	1	REAR AXLE, MERITOR RS-26-185 27,000 LB.
62	14530010	1	REAR AXLE WARRANTY, MERITOR, 3 YEARS

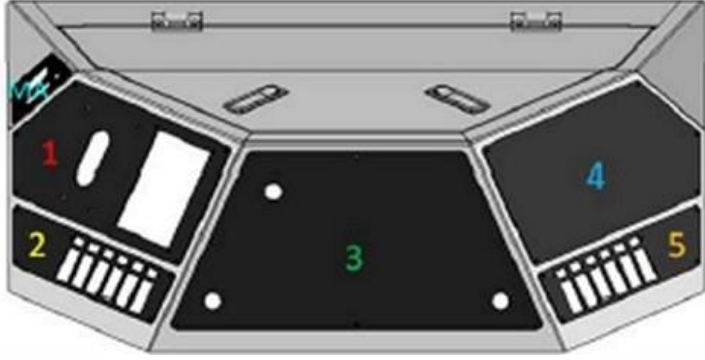
Line	Item #	Qty	Item Description/Comments
63	14530100	1	TOP SPEED, 68 MPH
64	42010015	1	REAR SUSPENSION, HENDRICKSON FIREMAAX 27,000 LBS. AIR RIDE
65	42030035	1	REAR SUSPENSION WARRANTY, HENDRICKSON, 3 YEARS (PAIRED W/HENDRICKSON FRONT SUSPENSION)
66	44010372	1	REAR TIRES, MICHELIN 12R22.5 LRH XDN2 MUD & SNOW 24000 - 27,000 GVWR
67	42910300	1	TIRE PRESSURE MONITOR, QUICK PRESSURE
68	44210200	1	WHEELS, ALUM, ALCOA (max 27K rear)
69	44270100	1	HUB COVERS, FRONT & REAR, POLISHED STS (Single Axle)
70	44270300	1	CHROME LUG NUT CAPS, FRONT & REAR (Single Axle)
71	44271100	1	MUD FLAPS, FRONT (PAIR)
72	44271200	1	MUD FLAPS, REAR (PAIR)
73	54010010	1	DATA, SAFETY & WARNING TAGS APPLICATION, ADHESIVE
74	16010285	1	BRAKES STEERTEK DISC PLUS EX225 FRONT, SCAM 8.625" REAR (SINGLE AXLE)
75	18010041	1	AIR BRAKE SYSTEM 4 TANKS WABCO 1200 DRYER (24K, 27K)
76	18015000	1	WABCO ABS BRAKING SYSTEM WARRANTY, 3 YEARS /300,000 MILES
77	18030010	1	AIR BRAKE RELEASE VALVE, WABCO
78	18030140	1	AIR INLET CONNECTION W/CHECK VALVE
79		1	**ENG Standard Air Inlet Location = Left hand side of Driver's step well.
80	18035110	1	AIR COMPRESSOR, KUSSMAUL AUTO PUMP AC, 100PSI
81	18210000	1	ELEC STABILITY CONTROL SYST
82	18110050	1	WABCO 4 CHANNEL ANTI-LOCK BRAKES W/ASR (24K, 27K)
83	14530500	1	TIRE CHAINS, ON-SPOT, 6 STRANDS
84	53510000	1	COMPRESSION FITTINGS ON AIR SYSTEM (CHASSIS)
85	54010000	1	MISCELLANEOUS ITEMS ON CHASSIS
86	10310110	1	CAB
CAB			
87	11023250	1	CAB TSAL4E 73" 10" RR 1/2
88	11030025	1	CAB CERTIFICATION - STRUCTURAL INTEGRITY

Line	Item #	Qty	Item Description/Comments
89	11030950	1	CAB LOCKDOWN LATCHES
90	11031025	1	CAB TILT SYSTEM, AIR CONTROL VALVE
91	11031030	1	CAB TILT CONTROL LOCATION, OFFICER'S SIDE PUMP PANEL
92	11031100	1	MANUAL BACK-UP TILT SYSTEM
93	11031050	1	ALARM TO SOUND WHEN CAB IS TILTING
94	11031350	1	CAB DOORS, FULL LENGTH (4)
95	11031385	1	CAB STEPS, LOWER GRIP STRUT, INTERMEDIATE DIAMONDPLATE
96	11031399	1	CAB STEP LIGHTING, TECNIQ E45 LED STRIP LIGHTS
97	11031419	1	CAB DOOR WINDOWS, MANUAL (4)
98	11031401	1	CAB SIDE WINDOWS, FIXED, BOTH SIDES
99	11031460	1	NO WINDOWS, BACK WALL OF CAB
100	11031465	1	WINDOW TINTING (LIMO TINT 8%) - EACH (4)
101	52010010	1	ELECTRIC INTERMITTENT WIPERS
102	52030100	1	DEACTIVATE WINDSHIELD WIPERS WITH PARKING BRAKE ENGAGED
103		1	**ENG Override Switch to Re-Engage Wipers? = No.
104	52030200	1	WINDSHIELD WASHER RESERVOIR
105	38010015	1	MIRRORS LANG MEKRA 300 SERIES REMOTE
106	11024405	1	UPPER GRILLE, LEVEL STYLE FACADE (X SERIES)
107	11024510	1	FLAMING "S" LOGO, UPPER GRILLE, ILLUMINATED
108		1	**ENG LED backlight color for upper grille = Red
109	11024605	1	LOWER GRILLE, POLISHED STAINLESS (X SERIES)
110	20012320	1	BUMPER, 24" EXTREME DUTY STEEL, PAINTED
111		1	**ENG Siren Speaker Perforations = No Speaker Perforations in Bumper.
112	20029830	1	BUMPER SIDES, PAINTED STEEL, W/POCKET (12-24" EXTENSION)
113	20029910	1	BUMPER ANGLES, PAINTED STEEL, FLAT (12-30" EXTENSION)
114	20040220	1	STORAGE WELL, ALL DEEP COMPTS, FULL WIDTH (24" BUMPER)

Line	Item #	Qty	Item Description/Comments
115	20030130	1	STORAGE WELL COVER, TREADPLATE, 6" RAISE
116	20030510	1	CUT-OUT IN STORAGE WELL COVER
117	20030600	1	BUMPER TROUGH LIGHTING, TECNIQ E44 LED LIGHT STRIP
118	20050300	1	WINCH RECEIVER, FRONT
119	20050395	1	WIRING FOR WINCH RECEIVER (1)
120		1	<p>**CLAR NOTES, -There shall be a full width, all deep compartments, storage well split into (2) sections.</p> <p>-There shall be (1) enclosed section of the trough outboard of the Officer's side frame rail that shall hold 100' of 1.88" key hose.</p> <p>-The remainder of the front bumper trough shall be another enclosed section that will hold (1) Hurst Cutter, (1) Hurst Spreader, and (1) Hurst Ram.</p> <p>-Model Numbers & Dimensions = Ram E521, Spreader SP555 E3, Cutter S799 E3. -Confirm if customer's extraction tools will fit. TBD@ChassisEngineering.</p> <p>-Each section shall have their own separate 6" Treadplate lid.</p> <p>-Match HS-6803 Cape Coral, FL.</p> <p>-See Reference Photo #01 on shared drive for concept ONLY.</p>
121	12010500	1	AIR HORNS, DUAL, GROVER #2040 RECTANGULAR, BEHIND PERFORATION
122		1	**ENG Air Horns Location: Inboard, (1) each side.
123	12030015	1	AIR HORNS CUTOUTS IN BUMPER, BEHIND PERFORATIONS (X SERIES)
124	12030205	1	AIR HORNS WIRED TO STEERING WHEEL BUTTON
125	12030310	1	FOOT SWITCH, OFFICER'S SIDE
126	12040010	1	MOMENTARY SWITCH ON DASH, OFFICER'S SIDE
127	12510109	1	ELEC SIREN, WHELEN 295HFS A7, REMOTE FLUSH MOUNT WITH REMOVABLE MIC
128	12620102	1	SIREN SPEAKER, 100W, CAST PRODUCTS, SA4201-6B-A (PAIR)
129	12670110	1	SIREN SPEAKER(S) INSTALLED BEHIND CAB GRILLE
130	12710100	1	SIREN, FEDERAL Q2B, GRILLE MOUNT
131		1	**ENG Q2B Wiring = Wired to Emergency Master then shed with parking brake on.
132	12730310	1	FOOT SWITCH, OFFICER'S SIDE, FOR MECH SIREN
133	12730350	1	MOMENTARY SWITCH ON DASH, OFFICER'S SIDE, FOR MECH SIREN
134	12730363	1	SIREN BRAKE SWITCH FOR MECH SIREN, DRIVER'S & OFFICER'S SIDE
135		1	**ENG Siren Brake Switch for Driver in Lower Console Position 2.
136		1	**ENG Siren Brake Switch for Officer in Lower Console Position 5.

Line	Item #	Qty	Item Description/Comments
137	32520525	1	HEADLIGHTS, LED, FIRETECH FT-4X6, DUAL STS HOUSINGS (TRIPLE UPPER WARNING)
138		1	**ENG Headlight Interior Finish = Chrome.
139	32530500	1	ALTERNATING FLASHER FOR HEADLIGHT
140		1	**ENG Independent Deactivation Switch for Alternating Flasher = Provided
141	48010305	1	FRONT TURN SIGNALS, WHELEN 400 SERIES LED (4) (LOWER HOUSING)
142	32530630	1	CORNERING LIGHTS, WHELEN M6 LED
143	32530700	1	DAYTIME RUNNING LIGHTS
144	32530754	1	ICC, LED BROW LIGHT INTEGRATED MARKERS
145	27022120	1	HANDRAILS, CAB EXTERIOR, KNURLED STAINLESS STEEL (4) SIDE
146	27030615	1	COAT HOOKS ON UPPER GRAB HANDRAILS, DRIVER'S SIDE (2)
147	27030655	1	COAT HOOKS ON UPPER GRAB HANDRAILS, OFFICER'S SIDE (2)
148	27030710	1	HANDRAILS, FRONT OF CAB, KNURLED STAINLESS STEEL (PAIR)
149	27025000	1	HANDRAILS, CAB INTERIOR, BLACK RUBBER COATED (2) FRONT ENTRY
150	27030120	1	HANDRAILS, REAR CAB INTERIOR DOOR, BLACK RUBBERIZED (2) AND KNURLED STS AT WINDOW (2)
151	27040100	1	INTERIOR DOOR, NYLON STRAP (FRONT & REAR CAB DOORS)
152	11032010	1	EXTERIOR COMPT, SIDE OF EXT CAB, 38" H, DS
153	11031930	1	EXTERIOR DOOR, HINGED, PAINTED
154	11032610	1	DRIVER SIDE, LEFT DOOR HINGE (OPEN TOWARDS FRONT OF CAB)
155	11032450	1	COMPT DOOR LOCK - NOT PROVIDED
156	11032110	1	OPENING TO DRIVER'S SIDE CREW SEAT COMPT
157	11032060	1	EXTERIOR COMPT, SIDE OF EXT CAB, 38" H, OS
158	11031930	1	EXTERIOR DOOR, HINGED, PAINTED
159	11032620	1	OFFICER'S SIDE, RIGHT DOOR HINGE (OPEN TOWARDS FRONT OF CAB)
160	11032450	1	COMPT DOOR LOCK - NOT PROVIDED
161	11032120	1	OPENING TO OFFICER'S SIDE CREW SEAT COMPT
162	11035420	1	DIAMONDPLATE CAB ROOF 30" x FULL WIDTH

Line	Item #	Qty	Item Description/Comments
163	31010285	1	INTERIOR, MULTISPEC BLACK SPECKLE PAINT W/GRAY-BLACK DURAWEAR
164	11032929	1	DOOR PANEL, FULL STS
165	31010291	1	CAB INTERIOR FLOOR COVERING, BLACK RUBBERIZED
166	22510100	1	ENGINE ENCLOSURE, FULL LENGTH
167	22510530	1	ENGINE ENCLOSURE COVERING, SCORPION BLACK URETHANE BLEND
168	11031679	1	CENTER CONSOLE, TOP OF ENGINE ENCLOSURE
169	22610055	1	ENGINE HOOD LIGHT, LED (2)
170	11031509	1	GLOVE BOX, FDNY STYLE
171	11031710	1	UPPER CREW DOOR AREA, SMOOTH PANEL
172	29810100	1	CHASSIS ELECTRICAL DESCRIPTION
173	30010130	1	INSTRUMENTATION, AMETEK W/ CENTER & OVERHEAD CONSOLES
			<p>Upper Command Console:</p> 
174		1	**ENG Overhead Console Panel's Finish: Black Wrinkle.
175		1	**ENG Overhead Console Position 1 Switch #1: Master Emergency. Switch #2: Alt Headlights. Switch #3: Front Scene. Switch #4: Flood/Spot/Scene. Switch #5: Left Scene. Switch #6: Right Scene. Switch #7: Rear Scene. Switch #8: Dump Chute. (Red Regen Switch Guard) -Indicator Light for Dump Chute. (Right of Switch #8)
176		1	**ENG Overhead Console Position 2 Camera Monitor
177		1	**ENG Overhead Console Position 3 -HVAC controls.
178		1	**ENG Overhead Console Position 4 -Warning Indicators. -Seat Belt Monitor. -Disengage Button.
179		1	**ENG Overhead Console Position 5 officers speedometer
180		1	**ENG Overhead Console Position 6 Firecom 5100D Control Head

Line	Item #	Qty	Item Description/Comments
181		1	**ENG Overhead Console Position 7 Switch #1: Master Emergency. Switch #2: Front Scene. Switch #3: Left Scene. Switch #4: Right Scene. Switch #5: Rear Scene. Switch #6: Blank. Switch #7: Siren Brake.
182	30010508	1	LOWER COMMAND CONSOLE, X10
			
183		1	**ENG Lower Command Console Finish: Black Urethane.
184		1	**ENG Lower Console Panel's Finish: Black Wrinkle.
185		1	**ENG Lower Console Position 1 -Transmission Touchpad -Pump Shift
186		1	**ENG Lower Console Position 2 Switches for the following: - Jake Brake On/Off - Jake brake Low/Medium/High -High Idle - E Horn/Air Horn - USBc/ USB charger - Siren Control Head - Tire Chains
187		1	**ENG Lower Console Position 3 -Parking Brake. (Mounted in top Driver's side corner of panel) -Cut-Out for Motorola APX 6500. (Above Whelen siren head) -Whelen Siren Head. (Mounted as low as possible) -12V Power Points. (Called out below)
188		1	**ENG Lower Console Position 4 TBD at precon
189		1	**ENG Lower Console Position 5 TBD at pre-con
190	30010610	1	CAB PUMP SHIFTER, ELECTRIC W/ROUND KNOB (FOR HALE G-SERIES PUMP TRANSMISSION)
191	30011000	1	PUMP INTERLOCK, NOT CONNECTED WITH ODOMETER
192	30031610	1	DO NOT MOVE LIGHT, WHELEN TIR3 LED

Line	Item #	Qty	Item Description/Comments
193		1	**ENG Details for Door Ajar Light = Red light, Red Lens
194		1	**ENG Door Ajar Light Location = Centered below upper command console.
195	30031650	1	DO NOT MOVE ALARM
196	30031675	1	DO NOT MOVE DISENGAGE BUTTON
197	29930210	1	DELETE MAPBOOK SLOT ON FRONT BREAKER PANEL
198	29910100	1	PROGRAMMABLE LOAD MANAGER, CLASS-1 SUPERNODE II
199	30031100	1	HIGH IDLE SWITCH
200	11040000	1	CAB ACCESSORY FUSE PANEL
201	84541540	1	POWER & GROUND STUDS, UPPER COMMAND CONSOLE
202		1	**ENG Requirements (AMPS) for Power/Ground Studs in Upper Command Console: (1) 12-volt 60-amp, direct to the battery ignition off. (1) 12-volt 30-amp switched battery first position on ignition switch. (1) 12-volt 30-amp ignition power second position on ignition switch. (1) 12-volt 125-amp ground.
203	84541545	1	POWER & GROUND STUDS, LOWER COMMAND CONSOLE
204		1	**ENG Requirements (AMPS) for Power/Ground Studs in Lower Command Console: (1) 12-volt 60-amp, direct to the battery. (1) 12-volt 30-amp controlled by the ignition switch. (1) 12-volt 125-amp ground.
205	30110000	1	VEHICLE DATA RECORDER, AKRON/WELDON
206	30031830	2	12V DUAL POWER POINT, USB/USBC, POWERWERX (2)
207		1	**ENG Powerwerx USB/USBC Power Point Location #1: Lower Console Position 3, Driver's corner.
208		1	**ENG Powerwerx USB/USBC Power Point Location #2: Lower Console Position 3, Officer's corner.
209	33510030	1	INTERIOR CAB LIGHTS, WHELEN 6" ROUND RED/CLEAR LED (2)
210	34010030	1	INTERIOR CREW LIGHTS, WHELEN 6" ROUND RED/CLEAR LED (2)
211	28010750	1	DEFROSTER, HEATER & A/C, SEVERE CLIMATE (TM-31)
212	28020500	1	AIR CONDITIONING WARRANTY, 1 YEAR
213	28090003	1	HEAT TO FEET
214	28090100	1	A/C TO FACE
215	28030500	1	DEFROSTER DUCTWORK, ENTIRE WINDSHIELD
216	11031687	1	TOP HEAT/AC STORAGE, TOOL MOUNTING PLATE, 25" x 19.5"

Line	Item #	Qty	Item Description/Comments
217	11031691	1	REAR HEAT/AC STORAGE, 3 EMS GLOVE HOLDERS
218	28031000	1	FAN, 12 VOLT, DRIVER'S SIDE, MOUNTED INBOARD, NEXT TO DEFROSTER
219	28031100	1	FAN, 12 VOLT, OFFICER'S SIDE, MOUNTED INBOARD, NEXT TO DEFROSTER
220	38510104	1	DRIVER'S SEAT, BOSTROM SIERRA HIGH BACK AIR RIDE ABTS (DURAWEAR PLUS, LOW SEAM)
221	38340110	1	PRIMARY SEAT POSITION
222	38350100	1	SEAT BELT CONFIGURATION, PULL FROM LEFT SHOULDER TO BUCKLE AT RIGHT HIP
223	38320000	1	HELMET STORED IN COMPARTMENT
224	39010118	1	OFFICER'S SEAT, BOSTROM TANKER 450, ABTS SCBA (DURAWEAR PLUS, LOW SEAM)
225	38340110	1	PRIMARY SEAT POSITION
226	38350200	1	SEAT BELT CONFIGURATION, PULL FROM RIGHT SHOULDER TO BUCKLE AT LEFT HIP
227	39030010	1	OFFICER'S SEAT COMPT, OPEN FRONT
228	38320000	1	HELMET STORED IN COMPARTMENT
229	39521129	1	CREW SEAT 1, BOSTROM TANKER 450, ABTS SCBA (DURAWEAR PLUS, LOW SEAM)
230	38340110	1	PRIMARY SEAT POSITION
231	38350200	1	SEAT BELT CONFIGURATION, PULL FROM RIGHT SHOULDER TO BUCKLE AT LEFT HIP
232	38320000	1	HELMET STORED IN COMPARTMENT
233	39521130	1	CREW SEAT 2, BOSTROM TANKER 450, ABTS SCBA (DURAWEAR PLUS, LOW SEAM)
234	38340110	1	PRIMARY SEAT POSITION
235	38350100	1	SEAT BELT CONFIGURATION, PULL FROM LEFT SHOULDER TO BUCKLE AT RIGHT HIP
236	38320000	1	HELMET STORED IN COMPARTMENT
237	11031828	1	EMS CABINET, FORWARD FACING, DOUBLE ON CREW SEAT RISER, 53" TALL (RAISED ROOF ONLY)
238	11032240	1	INTERIOR ACCESS, ROLL-UP DOOR, ROM
239	11032450	1	COMPT DOOR LOCK - NOT PROVIDED
240	11032312	1	ADJUSTABLE SHELVES, EMS COMPT (2)
241	39521433	1	CREW SEAT 6, BOSTROM TANKER 400CT, ABTS SCBA FLIP UP (DURAWEAR PLUS, LOW SEAM)
242	38340120	1	SECONDARY SEAT POSITION

Line	Item #	Qty	Item Description/Comments
243	38350200	1	SEAT BELT CONFIGURATION, PULL FROM RIGHT SHOULDER TO BUCKLE AT LEFT HIP
244	38320000	1	HELMET STORED IN COMPARTMENT
245	39550200	1	SEAT COLOR, BLACK
246	39530705	5	BOSTROM ZIP CLEAN REMOVABLE COVERS, INCLUDES ADDITIONAL COVERS FOR BOTTOM SEAT CUSHION AND BACK REST (PER SEAT) (5)
247	39610000	4	SCBA BRACKETS, BOSTROM, SECURE ALL (4)
248	38410000	1	SEAT BELT WARNING SYSTEM, AKRON / WELDON
249	39710015	1	FULL WIDTH CREW SEAT COMPT, FRONT DROP-DOWN DOORS (73" CAB)
250		1	**ENG Crew Area = Rearward-facing and forward-facing crew seats will present leg-room interference if seats are occupied at the same time.
251		1	**CLAR NOTES, Access doors for storage area underneath front facing crew seats on rear cab wall to be side open doors rather than front drop-down doors.
252	11031745	1	OVERHEAD STORAGE, FRONT OF 10" RR W/DOORS
253	84541750	2	INSTALLATION OF 2-WAY RADIO ANTENNA BASE MOUNT W/CABLE (2)
254		1	**ENG Antenna Termination Location #1 = Lower Command Console Position 3.
255		1	**ENG Antenna Termination Location #2 = Lower Command Console Position 3.
256	84530254	1	WIRELESS INTERCOM, FIRECOM 5100D, SINGLE RADIO, 4 POSITION
257	84560500	1	CAMERA SYSTEM, VOYAGER 3 (WIRED)
258		1	**ENG Camera Monitor Mounting Location TBD @ Precon.
259	30030100	1	OFFICER'S SIDE SPEEDOMETER
260	10310200	1	PUMP & PLUMBING
PUMP & PLUMBING			
261	60012300	1	QMAX-1500 GPM 6" SUCTION SINGLE STAGE PUMP
262	60025000	1	GEARBOX, HALE, G-SERIES, REAR MOUNTED
263	60026020	1	MECHANICAL PUMP SEAL, HALE
264	60031008	1	ALLOY ANODES PRO, HALE (3)
265	60035123	1	PUMP TEST, THIRD PARTY TESTING
266	61510010	1	DELETE AUXILIARY COOLER (HEAT EXCHANGER)
267	62010002	1	STAINLESS STEEL PIPING

Line	Item #	Qty	Item Description/Comments
268		1	**CLAR NOTES, Requesting pump panel to have minimal width to reduce wheelbase measurement as much as possible.
269	66020100	1	3" TANK TO PUMP W/CHECK VALVE
270	61720100	1	VALVE, AKRON HEAVY DUTY
271	61770120	1	ACTUATOR, VALVE, PUSH/PULL HANDLE, INNOVATIVE CONTROLS
272	73010201	1	TANK FILL 2"
273	61720100	1	VALVE, AKRON HEAVY DUTY
274	61770120	1	ACTUATOR, VALVE, PUSH/PULL HANDLE, INNOVATIVE CONTROLS
275	61010405	1	PRESSURE GOVERNOR, CLASS 1 TPGJ1939
276	61210410	1	INTAKE PRESSURE CONTROL, TFT A1831
277	63021100	1	6" MAIN SUCTION, LEFT SIDE
278	63030400	1	HALE MASTER INTAKE VALVE, ELEC
279	63060100	1	RELIEF VALVE FOR MIV
280	63034650	1	ADAPTER, 6" NST FE X 5" STORZ, 30 DEGREE W/CAP & CHAIN, TFT
281	65030000	1	2.5" LEFT SIDE INLET
282	61720100	1	VALVE, AKRON HEAVY DUTY
283	61770100	1	ACTUATOR, VALVE, SWING HANDLE
284	60036010	1	THREADS, NST
285	63025100	1	6" MAIN SUCTION, RIGHT SIDE
286	63030400	1	HALE MASTER INTAKE VALVE, ELEC
287	63060100	1	RELIEF VALVE FOR MIV
288	63034650	1	ADAPTER, 6" NST FE X 5" STORZ, 30 DEGREE W/CAP & CHAIN, TFT
289	70525125	1	2.5" DISCHARGE, LEFT - POSITION 1
290	61720100	1	VALVE, AKRON HEAVY DUTY
291	61770100	1	ACTUATOR, VALVE, SWING HANDLE
292	77021015	1	GAUGE, DISCH, INNOVATIVE CONTROLS TC SERIES, 2.5"
293	61810150	1	DISCHARGE TERMINATION, 30 DEGREE ELBOW

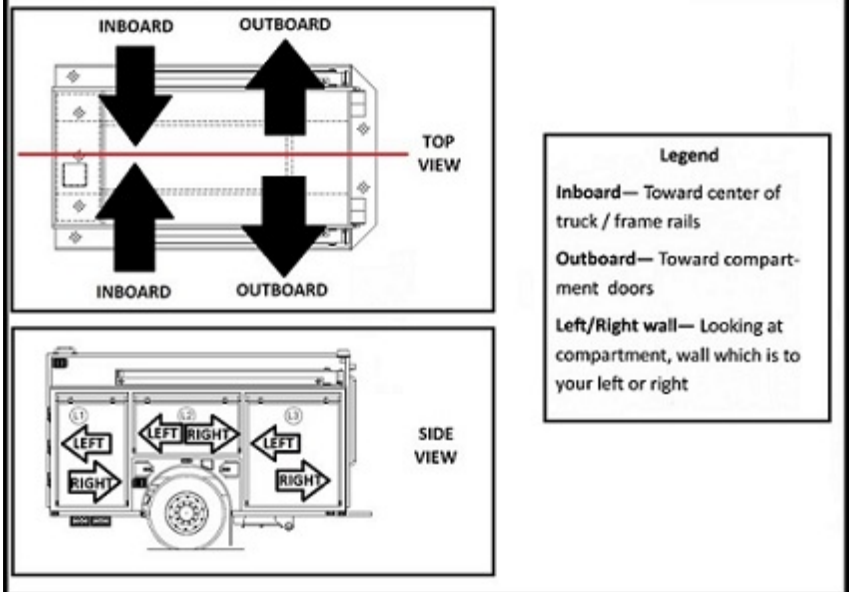
Line	Item #	Qty	Item Description/Comments
294	60036010	1	THREADS, NST
295	70525125	1	2.5" DISCHARGE, LEFT - POSITION 2
296	61720100	1	VALVE, AKRON HEAVY DUTY
297	61770100	1	ACTUATOR, VALVE, SWING HANDLE
298	77021015	1	GAUGE, DISCH, INNOVATIVE CONTROLS TC SERIES, 2.5"
299	61810150	1	DISCHARGE TERMINATION, 30 DEGREE ELBOW
300	60036010	1	THREADS, NST
301		1	**CLAR NOTES, All Gauges to be back-lit option
302	71025130	1	3" DISCHARGE, RIGHT - POSITION 3
303	61720110	1	VALVE, AKRON SLOW CLOSE
304	61770120	1	ACTUATOR, VALVE, PUSH/PULL HANDLE, INNOVATIVE CONTROLS
305	77021015	1	GAUGE, DISCH, INNOVATIVE CONTROLS TC SERIES, 2.5"
306	61810160	1	DISCHARGE TERMINATION, STRAIGHT
307	60036010	1	THREADS, NST
308	61840267	1	ADAPTER, 3" NST FE X 5" STORZ, 30-DEGREE W/CAP & CHAIN, TFT
309	71025125	1	2.5" DISCHARGE, RIGHT - POSITION 4
310	61720100	1	VALVE, AKRON HEAVY DUTY
311	61770120	1	ACTUATOR, VALVE, PUSH/PULL HANDLE, INNOVATIVE CONTROLS
312	77021015	1	GAUGE, DISCH, INNOVATIVE CONTROLS TC SERIES, 2.5"
313	61810150	1	DISCHARGE TERMINATION, 30 DEGREE ELBOW
314	60036010	1	THREADS, NST
315		1	**CLAR NOTES, All gauges to be back-lit
316	71530100	1	DISCHARGE 2.5" VALVE 2.5" PIPE TO LEFT REAR
317	61720100	1	VALVE, AKRON HEAVY DUTY
318	61770120	1	ACTUATOR, VALVE, PUSH/PULL HANDLE, INNOVATIVE CONTROLS
319	77021015	1	GAUGE, DISCH, INNOVATIVE CONTROLS TC SERIES, 2.5"

Line	Item #	Qty	Item Description/Comments
320	61810150	1	DISCHARGE TERMINATION, 30 DEGREE ELBOW
321	60036010	1	THREADS, NST
322	71830100	1	DISCHARGE 2.5" VALVE 2.5" PIPE RIGHT REAR
323	61720100	1	VALVE, AKRON HEAVY DUTY
324	61770120	1	ACTUATOR, VALVE, PUSH/PULL HANDLE, INNOVATIVE CONTROLS
325	77021015	1	GAUGE, DISCH, INNOVATIVE CONTROLS TC SERIES, 2.5"
326	61810150	1	DISCHARGE TERMINATION, 30 DEGREE ELBOW
327	60036010	1	THREADS, NST
328		1	**CLAR NOTES, All gauges to be back-lit
329	72230200	1	DISCHARGE 2.5" TO FRONT BUMPER
330	61720100	1	VALVE, AKRON HEAVY DUTY
331	61770120	1	ACTUATOR, VALVE, PUSH/PULL HANDLE, INNOVATIVE CONTROLS
332	77021015	1	GAUGE, DISCH, INNOVATIVE CONTROLS TC SERIES, 2.5"
333	60036010	1	THREADS, NST
334	61840100	1	ADAPTER, 2.5"NST FE X 1.5" NST M W/CAP & CHAIN
335		1	**ENG Front Bumper Swivel Location/Side = Officer's side.
336		1	**ENG Front Discharge Swivel Location/Trough = Top of Bumper.
337	72530100	1	DECK GUN DISCHARGE 3"
338	61720110	1	VALVE, AKRON SLOW CLOSE
339	78540320	1	GAUGE, DIGITAL, PRESSURE/FLOW FRC FPA500
340	61770120	1	ACTUATOR, VALVE, PUSH/PULL HANDLE, INNOVATIVE CONTROLS
341	72570110	1	DECK GUN TERMINATION, FLANGED
342		1	**ENG Make/Model of Dealer or Customer Supplied Deck Gun Monitor = TBD @ Pre-Con.
343		1	**CLAR NOTES, Deck gun to be capped for customer to install Deck Gun once truck is delivered to King fire Dept. @ Pre-Con discuss termination of deck gun to be threaded or flanged.
344	72810000	1	TWO CROSSLAYS 2" VALVE-PIPING 1.5" SWIVEL

Line	Item #	Qty	Item Description/Comments
345		1	**ENG Crosslay Hose Load Requirement = (2) total crosslays to match HS-7998
346	61720100	2	VALVE, AKRON HEAVY DUTY (2)
347	61770120	2	ACTUATOR, VALVE, PUSH/PULL HANDLE, INNOVATIVE CONTROLS (2)
348	77021015	2	GAUGE, DISCH, INNOVATIVE CONTROLS TC SERIES, 2.5" (2)
349	60036010	2	THREADS, NST (2)
350	72910502	1	COVER, ALUM W/WEBBING SIDES FOR CROSSLAYS
351		1	**ENG Crosslay/Speedlay Side Covers Color = Black.
352	72932220	1	COVER FASTENERS, BLACK PLASTIC BUCKLES
353		1	**ENG Specify details for side covers: Number of flaps, fasteners & and how they terminate (manufacturer's discretion or customer specified?) = OEM Discretion.
354		1	**CLAR NOTES, All gauges to be back-lit
355	84010005	1	BOOSTER REEL W/150' OF 1" HOSE,NOZZLE & MOUNT
356	84030000	1	AIR BLOW OUT VALVE FOR BOOSTER REEL
357	61720100	1	VALVE, AKRON HEAVY DUTY
358	61770120	1	ACTUATOR, VALVE, PUSH/PULL HANDLE, INNOVATIVE CONTROLS
359	60036010	1	THREADS, NST
360		1	**CLAR NOTES, Booster reel to match HS-7998 Hannay Model = SBEF 20-30-31. -Motor Orientation = Right Rear. -Mounting Location = Officer's Side Dunnage. -Hose shall be deployed over rollers mounted in the Officer's side dunnage area. -Nozzle Model = TFT DS1040. -Nozzle shall terminate on Officer's Side Dunnage panel in smooth aluminum box. -Rewind button mounted on Officer's side pump panel.
361	61742000	1	MASTER PUMP DRAIN, MULTIPOINT
362	61730005	9	DRAIN VALVES, INNOVATIVE CONTROLS, LIFT-UP (9)
363	10310220	1	PUMP PANEL
PUMP PANEL			
364	74910110	1	PA SM1 - SIDE MOUNT PUMP PANEL
365	74930510	1	PANEL FINISH, BRUSHED STS

Line	Item #	Qty	Item Description/Comments
366		1	**ENG Pump Panel Label Verbiage Standard = No.
367		1	**ENG Special Pump Panel Label Verbiage = TBD at pre-con
368	74931000	1	ESCUTCHEON PLATES
369	74931050	1	COLOR CODING
370		1	**ENG Color Coding Standard = No.
371		1	**ENG Color Coding Special = DETERMINE AT PRE-CON
372	74931200	1	PUMP MODULE FRAMEWORK, PAINTED BY SUTPHEN
373		1	**ENG Painted Framework = Match Truck Color.
374	74931310	1	PUMP FINISH, PAINTED BY PUMP MFG
375	74931520	1	PLUMBING FINISH, NON-PAINTED
376		1	**ENG Non-Painted Plumbing = Stainless steel welds shall be treated/coated.
377	74931620	1	EXTERIOR DUNNAGE AREA PANEL, BRUSHED STS
378	75040230	1	FLOATING TROUGH IN RUNNING BOARD, BOTH SIDES
379		1	**CLAR NOTES, o(1) 25' roll of 3" and (1) 25' roll of 5" LDH in driver side trough o Open storage on officer side
380	75510261	1	PUMP OPERATOR LIGHTS, AMDOR H2O LED STRIP
381	75530136	1	PUMP PANEL LIGHTS OFFICER'S SIDE, AMDOR H2O LED STRIP
382	75588888	1	SPECIAL ITEM, Ability to change pump panel lighting from Clear to Red with a switch located on pump panel
383		1	**CLAR NOTES, COMPARTMENT LIGHTS CAPABLE OF BEING CLEAR OR RED. SWITCH LOCATED ON PUMP PANEL
384	76088888	1	SPECIAL ITEM, All Pump Panel Gauges are to be "back-lit"
385	76088888	1	SPECIAL ITEM, Master Gauges are to be "back-lit"
386	76010105	1	PUMP PANEL GAUGES & CONTROLS
387	60028070	1	PUMP PRIMER, TRIDENT, AUTO
388	76025100	1	COMPRESSION FITTINGS ON AIR SYSTEM (CTZ PUMP MODULE)
389	76031950	1	AIR OUTLET, DRIVER'S SIDE PUMP PANEL, WITH 25' OF HOSE
390	76030775	1	PUMP OVERHEAT ALARM, INNOVATIVE CONTROLS
391	76030375	1	PUMP HOUSE ACCESS DOOR

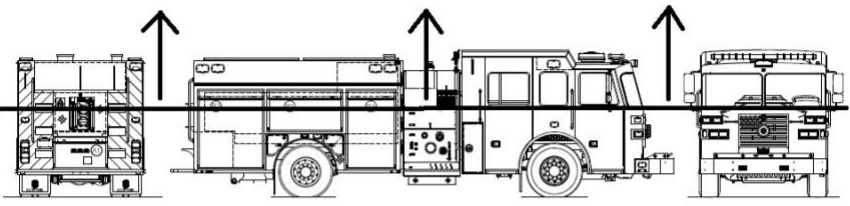
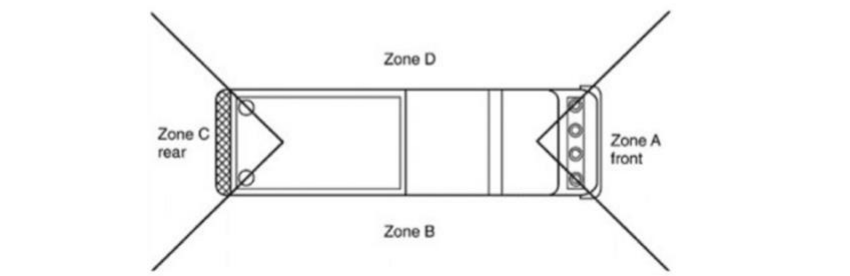
Line	Item #	Qty	Item Description/Comments
392	76031900	1	AIR HORN PUSH BUTTON SWITCH ON PUMP PANEL
393		1	**ENG Air Horn Push Button Location = TBD AT PRE-CON
394		1	<p>**CLAR NOTES, There shall be a fully removable Diamondplate cover door for the front face of the pump module.</p> <p>-Install stops on the back of the access door to keep it from shifting left or right.</p> <p>-(2) D-rings.</p> <p>-Match HS-7629 Columbus, OH.</p> <p>-See Reference photo #03 on shared drive.</p>
395	76521065	1	GAUGES, MASTER, INNOVATIVE CONTROLS TC SERIES, 6"
396	77510080	1	GAUGE, WATER LEVEL, CLASS 1, INTELLI-TANK ITL-4
397	77532113	1	GAUGE, WATER LEVEL, WHELEN PSTANK2 LED (3)
398		1	**ENG Whelen Gauge Locations = Driver's side of Cab, behind Crew Door, high.
399		1	**ENG Whelen Gauge Locations = Officer's side of Cab, behind Crew Door, high.
400		1	**ENG Whelen Gauge Locations = Rear of Body.
401	10310230	1	WATER TANK
WATER TANK			
402	83525200	1	WATER TANK BRAND, UPF
403	83510205	1	WATER TANK, 1000 GAL, POLY
404	83530130	1	WATER TANK WARRANTY, UPF, LIFETIME
405	73090300	1	DIRECT TANK FILL 2.5" REAR, FIREMANS FRIEND
406	83680507	1	NEWTON 10 X 10 ELECTRIC DUMP VALVE TO REAR
407		1	<p>**CLAR NOTES, Switch located in the cab and at rear driver side of body for activation for Newton Dump.</p> <p>2.5" Direct Tank Fill to be mounted on the rear of the body, centered between the rear discharges on the diamondplate surface, as low as possible</p> <p>Rear dump shall terminate through the back wall of the A1 compartment, behind the hinged door, as centered on the back wall as possible.</p> <p>-There shall be a 4036 manual extension chute that extends beyond the end of the tailboard when deployed.</p> <p>-Cab Switching Location = Overhead Console Position 1, "Dump Chute".</p> <p>-Indicator Light Location = Overhead Console Position 1, right of switch #8.</p> <p>-Body Switching Location = Rear of body, Driver's side, centered above taillight housing in a chrome IC 1-switch cluster with, "Dump Chute".</p> <p>-Dump chute shall be interlocked with the A1 compartment door. (When door is closed, dump chute will not operate)</p>

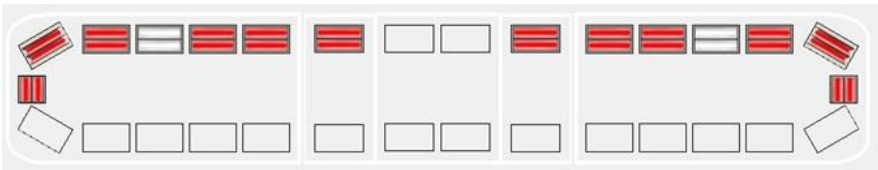
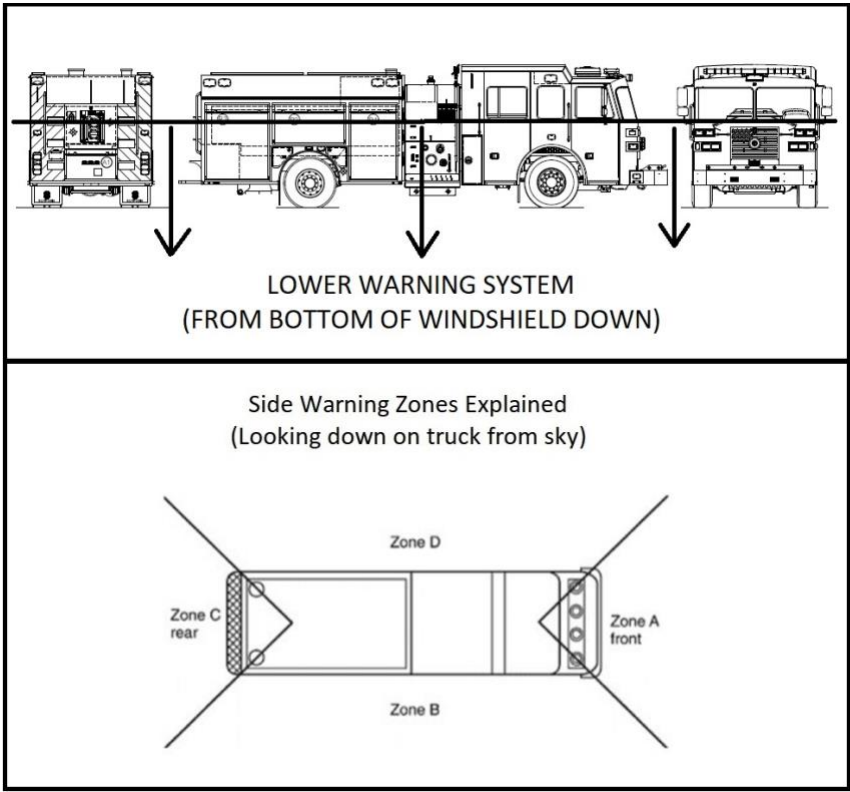
Line	Item #	Qty	Item Description/Comments
408	10310300	1	BODY
BODY			
409	80029900	1	BODY SUBFRAME, PUMPER/TANKER
410	80110530	1	BODY PA-17 [S6] 43/53 CHUTE & DBL HATCH
411	80245122	1	REAR DOOR FOR HATCH COMPARTMENTS
412	10310302	1	BODY COMPARTMENTS
BODY COMPARTMENTS			
			<p>Standard Verbiage for locations of Outlets and other components in Body compartments</p>  <p>The diagrams illustrate standard orientation terminology for body compartments. The TOP VIEW shows a rectangular compartment with arrows indicating 'INBOARD' (toward the center) and 'OUTBOARD' (toward the compartment doors). The SIDE VIEW shows a compartment with arrows indicating 'LEFT' and 'RIGHT' walls. A legend defines these terms: Inboard—Toward center of truck / frame rails; Outboard—Toward compartment doors; Left/Right wall—Looking at compartment, wall which is to your left or right.</p>
413	81130200	2	ADJUSTABLE SHELF [L1] (2)
414	81150000	1	250# ADJUSTABLE VERTICAL SLIDE-OUT PANEL [L1] (1)
415	81150100	1	250# ROLL OUT DRAWER ADJUSTABLE TRACK [L1] (1)
416	80250100	1	TURTLE TILE ON COMPT FLOOR, SHELF, TRAY OR DRAWER [L1] (1)
417	81150050	1	250# ADJUSTABLE SWING-OUT TOOL BOARD [L2] (1)
418	80250100	1	TURTLE TILE ON COMPT FLOOR, SHELF, TRAY OR DRAWER [L2] (1)
419	80280410	1	3/16" ALUMINUM MOUNTING PLATE (PER WALL) [L2] (1)
420	81130200	2	ADJUSTABLE SHELF [L3] (2)
421	81150305	1	600# SLIDE-MASTER TRAY, 100% SLIDEOUT [L3] (1)

Line	Item #	Qty	Item Description/Comments
422	80250100	1	TURTLE TILE ON COMPT FLOOR, SHELF, TRAY OR DRAWER [L3] (1)
423	81130200	1	ADJUSTABLE SHELF [R1] (1)
424	81150306	1	1000# SLIDE-MASTER TRAY, 100% SLIDEOUT [R1] (1)
425	80250100	1	TURTLE TILE ON COMPT FLOOR, SHELF, TRAY OR DRAWER [R1] (1)
426	81130200	1	ADJUSTABLE SHELF [R2] (1)
427	80250100	1	TURTLE TILE ON COMPT FLOOR, SHELF, TRAY OR DRAWER [R2] (1)
428	81130200	2	ADJUSTABLE SHELF [R3] (2)
429	81150305	1	600# SLIDE-MASTER TRAY, 100% SLIDEOUT [R3] (1)
430	80250100	1	TURTLE TILE ON COMPT FLOOR, SHELF, TRAY OR DRAWER [R3] (1)
431	80250100	1	TURTLE TILE ON COMPT FLOOR, SHELF, TRAY OR DRAWER [A1] (1)
432		1	**CLAR NOTES, Newton Dump and Firemans Friend Direct Tank Fill located in this compartment.
433		1	**ENG Turtle Tile Color = black
434	81165705	1	UNISTRUT TRACK IN COMPTS
435	80220101	1	COMPT DOORS, ROM ROLL-UP, SATIN FINISH
436	80230600	1	DOOR SILL PROTECTION, BODY COMPTS, PROTEC, CLEAR FILM
437	80225200	1	REAR COMPT DOOR (A1) HINGED, ALUM, PAINTED
438	80230910	1	ROLL UP DOORS WARRANTY, ROM, 7 YEARS
439	80230660	1	DOOR SILL PROTECTION, REAR COMPT, PROTEC, CLEAR FILM
440	80230008	6	PULL CORDS FOR ROLL-UP DOORS (6)
441	80230003	6	ROLL-UP DOOR DRIP PAN/GUARD (WITH DRAIN) (6)
442	80230300	1	COMPT INTERIOR FINISH, SMOOTH
443	80230450	1	HINGED REAR COMPT DOOR INTERIOR FINISH, SMOOTH
444	84531120	1	COMPT LIGHTING, ROM DUROSTRIP LED LIGHT STRIPS, 2 PER COMPT
445	80288888	1	SPECIAL ITEM, CLEAR/RED LIGHTS
446		1	**CLAR NOTES, COMPARTMENT LIGHTS CAPABLE OF BEING CLEAR OR RED. SWITCH LOCATED ON PUMP PANEL
447	80288888	1	SPECIAL ITEM, Rear Compartment (A1)

Line	Item #	Qty	Item Description/Comments
448		1	**CLAR NOTES, Drop the (A1) due to ladder chute in the middle of the body.
449	80288888	1	SPECIAL ITEM, compartment height and hatch compartment special dimensions
450		1	**CLAR NOTES, - Raise left side compartments to 70" - Upper left side hatch will get shorter - Lower right side compartments to 66" - Extra space for upper right side hatch will accommodate drop tank - Remove upper hatch doors, and install rear access doors only Right upper body compartment to store 2100 gallon Drop tank with folded dimensions: 11'3" x 8" x 29" Drop tank to slide out of upper right compartment from rear of truck
451		1	**CLAR NOTES, Body Design/Shelving layout to match HS-7998
452	10310305	1	BODY EXTERIOR
BODY EXTERIOR			
453	81310000	1	HOSEBED, ALUM FLOORING
454		1	**ENG List the Hose Bed Hose Load Req. = Match HS-7998 FROM LEFT TO RIGHT: o 400' of 2.5" Key hose True ID. Double stacked. pre connected to left rear discharge o 400' of 2.5" double stacked. Deadlay for standpipe operation o 1000' of 5" LDH (triple Stack) o 400' of 1.88" Key Hose (double stack). pre connected to right rear discharge o 300' of 2.5" Key Hose True ID. Deadloaded (single stack)
455	81330188	1	SPECIAL Custom Hosebed Height As low as possible given factors of water tank, ladder storage and A1 compartment items. Goal is to achieve hose bed height and style similar to (HS-6970)
456	81410600	1	COVER, WEBBING, MAIN HOSE BED
457		1	**ENG Hosebed Cover Color = Black.
458	81440220	1	COVER FASTENERS, BLACK PLASTIC BUCKLES
459		1	**ENG Specify number of rear flaps, fasteners & and how they terminate (manufacturer's discretion or customer specified?) = TBD @ Pre-Con.
460	81330304	1	HOSE BED DIVIDERS, ADJ (4)
461	81332015	1	HOSEBED LIGHTING, FRONT, TECNIQ E44 LED LIGHT STRIP
462	81332115	1	HOSEBED LIGHTING, SIDES, TECNIQ E44 LED LIGHT STRIPS
463		1	**CLAR NOTES, Hosebed lights to activate when park break is activated
464	81910100	1	HANDRAILS, KNURLED STS

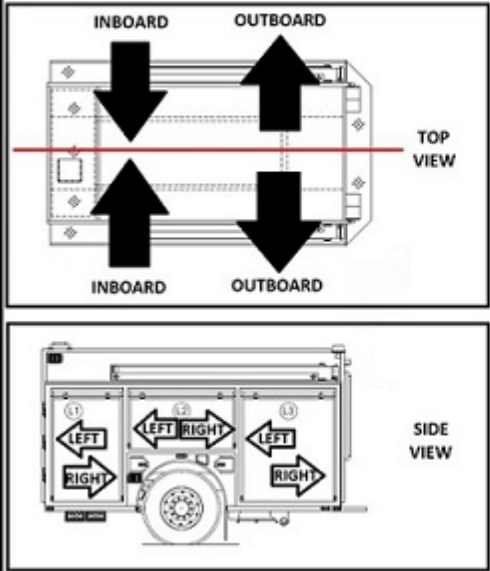

Line	Item #	Qty	Item Description/Comments
465	82210000	1	STEPS, FRONT BODY, IC FOLD DOWN W/LIGHT (ALUM PUMPERS)
466	82310000	1	STEPS, REAR BODY (14x11 & 14x8)
467	82032100	1	REAR STEP, BELOW HOSE BED, CENTER ONLY
468	82510000	1	RUB RAILS, ANODIZED ALUM
469	83010050	1	ALUMINUM TREADPLATE (PUMPER/TANKER)
470	83030310	1	REAR STEP/TAILOBOARD CORNERS, STRAIGHT
471	80290052	1	10 SCBA CYLINDER COMPTS (3 TRIPLE-FMI, 1 SINGLE-SIG4)
472		1	**ENG A triple bottle compartment cannot be located on the driver's side behind rear axle.
473	80290230	1	DIVIDER FOR (3) TRIPLE SCBA COMPARTMENTS
474		1	**ENG Location of Dividers for Triple SCBA Compartments = All wheel wells capable of holding Triple SCBA storage
475	80290310	1	DOOR FINISH, BRUSHED STAINLESS, SINGLE/DOUBLE SCBA COMPT (1)
476	80290420	3	DOOR FINISH, BRUSHED STAINLESS, TRIPLE SCBA COMPT (3)
477	88520100	1	SUCTION HOSE, (2) 10' SECT 6" KOCHER LIGHTWEIGHT
478		1	**ENG Suction Hose Location = -Suction hoses shall be stacked vertically in the Driver's side rear hatch compartment and shall be deployed from the rear of the body. -Suction hoses shall be separated by a horizontal divider in the compartment.
479	88540200	1	SUCTION HOSE MOUNTED IN HATCH COMPARTMENT
480	88550300	1	STRAINER NOT PROVIDED
481	83030705	1	REAR FENDERS, ALUMINUM TREADPLATE
482	89010000	1	LADDERS, DUO-SAFETY 900A 24'2-SEC & 775A 14' ROOF & 10' FOLDING
483	89590003	1	GROUND LADDER STORAGE COMPARTMENT
484	89520220	1	LADDER ENCLOSURE, SMOOTH ALUM DOOR
485	89590025	1	FULL ENCLOSURE FOR LADDER CHUTE
486		1	**CLAR NOTES, Customer requesting roof ladder to be double hooked. Ladder enclosure door to be chevroned.
487	10310310	1	ELECTRICAL
ELECTRICAL			
488	80232100	1	2" RECEIVER, SIDES

Line	Item #	Qty	Item Description/Comments
489	80232110	1	2" RECEIVER, REAR
490	80232175	3	WIRING FOR WINCH RECEIVER (3)
491		1	**ENG Type of Plug for Body Winch Receiver = To be determined at precon.
492	84550110	1	LICENSE PLATE BRACKET W/ LIGHT, LED
493	84511100	1	BODY ELECTRICAL DESCRIPTION
494	84520000	1	BACK UP ALARM, ECCO SA917
495	85010420	1	TAILLIGHTS, WHELEN M6 SERIES, LED STOP/TAIL/TURN/REVERSE, QUAD HOUSING (PAIR)
496		1	**ENG Tail Light Housing Color = Chrome.
497	85110100	1	ICC LIGHTS, LED
498	85510200	1	STEP LIGHTS, LED, REAR BODY & WHELEN 2G AT PUMP PANEL
499	85710036	1	UNDERCARRIAGE GROUND LIGHTS, TECNIQ T44 LED
500	86528999	1	DELETE REAR WORK LIGHTS
501	86600000	1	OPTICAL WARNING SYSTEM, UPPER (PUMPER)
			<div> <p>UPPER WARNING SYSTEM (FROM BOTTOM OF WINDSHIELD UP)</p>  </div> <div> <p>Side Warning Zones Explained (Looking down on truck from sky)</p>  </div>
502	86610130	1	UPPER WARNING LIGHTS, ZONE A (FRONT), WHELEN FREEDOM IV 72" LED LIGHT BAR, F4N7QLED, 14 MODULES

Line	Item #	Qty	Item Description/Comments
			
503	86920100	1	UPPER ZONE A LIGHTBAR, STANDARD CONFIGURATION
504		1	**ENG Zone A, Upper Lightbar Standard Configuration = Single light bar: (2) end red LED modules, (2) corner red LED modules, (8) forward-facing red LED modules, and (2) forward-facing white LED modules. All clear outer lenses. Installed on the cab roof as far forward as possible with two (2) MK8H 5in. cast aluminum risers.
505	86699998	1	UPPER WARNING LIGHTS, ZONE B (OFFICER'S SIDE), COVERED BY ZONES A & C (Surface Mount)
506	86710305	1	UPPER WARNING LIGHTS, ZONE C (REAR), WHELEN LED, M9 SERIES SURFACE MOUNT, M9* (QTY 4)
507		1	**ENG Zone C, Upper Rear Beacon Color/Details = Red Warning. Clear Lense
508	86899998	1	UPPER WARNING LIGHTS, ZONE D (DRIVER'S SIDE), COVERED BY ZONES A & C (Surface Mount)
509	87100000	1	OPTICAL WARNING SYSTEM, LOWER (PUMPER)
			 <p>LOWER WARNING SYSTEM (FROM BOTTOM OF WINDSHIELD DOWN)</p> <p>Side Warning Zones Explained (Looking down on truck from sky)</p> <p>Zone D</p> <p>Zone C rear</p> <p>Zone B</p> <p>Zone A front</p>
510	87110310	1	LOWER WARNING LIGHTS, ZONE A (FRONT), WHELEN 600 ROTA-BEAM LED, 6RB* (QTY 4)
511		1	**ENG Zone A, Lower Warning Light Color, Lens Color, Details = Red Warning. Clear lense
512	87811130	1	LOWER, ZONE A - MOUNTING LOCATION (DUAL HOUSINGS)

Line	Item #	Qty	Item Description/Comments
513		1	**ENG Zone A, Lower - Front, Mounting Location = (2) Warnings in top headlight housing, each side.
514	87210202	1	LOWER WARNING LIGHTS, ZONE B (OFFICER'S SIDE), WHELEN M6 LED, M6* (QTY 2), T-SERIES LED, TSS0* (QTY 1)
515		1	**ENG Zone B, Lower Officer's Side Warning Light Color, Lens Color, Details = Red Warning. Clear lense
516	87812110	1	LOWER, ZONE B - MOUNTING LOCATION (PUMPERS, TANKERS, RESCUES)
517		1	**ENG Zone B, Lower - Officer's Side, Mounting Location = -(1) Warning Light near the front corner of the Apparatus. -(1) Warning Light near the rear Axle. -(1) Warning Light near the rear corner of the Apparatus. -Reference Shop Order Drawing for lights and placement.
518	87310200	1	LOWER WARNING LIGHTS, ZONE C (REAR), WHELEN M6 LED, M6* (QTY 2)
519		1	**ENG Zone C, Lower Rear Warning Light Color, Lens Color, Details = Red Warning. Clear lense
520	87410202	1	LOWER WARNING LIGHTS, ZONE D (DRIVER'S SIDE), WHELEN M6 LED, M6* (QTY 2), T-SERIES LED TSS0* (QTY 1)
521		1	**ENG Zone D, Lower Driver's Side Warning Light Color, Lens Color, Details = Red Warning. Clear lense
522	87814110	1	LOWER, ZONE D - MOUNTING LOCATION (PUMPERS, TANKERS, RESCUES)
523		1	**ENG Zone D, Lower - Driver's Side, Mounting Location = -(1) Warning Light near the front corner of the Apparatus. -(1) Warning Light near the rear Axle. -(1) Warning Light near the rear corner of the Apparatus. -Reference Shop Order Drawing for lights and placement.
524	87537734	1	ADDITIONAL WARNING LIGHTS, WHELEN M6 LED, M6* (PAIR) (1)
525		1	**ENG Whelen M6 LED Warning Light Color = Red.
526		1	**ENG Whelen M6 LED Lens Color = Clear.
527		1	**ENG Whelen M6 LED Mounting Location = Above front wheel well on both sides of cab
528	87537736	1	ADDITIONAL WARNING LIGHTS, WHELEN 600 ROTA-BEAM LED, 6RB* (PAIR) (1)
529		1	**ENG Whelen 600 Rota-Beam Warning Light Color = Red.
530		1	**ENG Whelen 600 Rota-Beam LED Lens Color = Clear.
531		1	**ENG Whelen 600 Rota-Beam LED Mounting Location = Rear of apparatus on both sides. midway up body between bottom taillights and top of body
532	87537744	2	ADDITIONAL WARNING LIGHTS, WHELEN M9 SERIES LED, M9* (PAIR) (2)
533		1	**ENG Whelen M9 LED Warning Light Color = Red.
534		1	**ENG Whelen M9 LED Lens Color = Clear.
535		1	**ENG Whelen M9 LED Mounting Location = Top Front and rear corners on either side of fire body

Line	Item #	Qty	Item Description/Comments
536		1	**CLAR NOTES , all emergency lights to be RED warning with CLEAR lenses
537	88393000	1	SCENE LIGHTS, FIRETECH 30K LUMENS, 12V LED, 72" 3-PIECE BROW, W/INTEGRATED ICCS FT-B-72-ML-3PKIT-* (1)
538		1	**ENG ICC Cab Marker Lights Integrated in Brow Light = Yes
539		1	**ENG Scene Light Details = -Black housings and black brackets. -Switched in Cab, Overhead Console Position 1, "Front Scene", "Flood/Spot/Scene". -Switched in Cab, Overhead Console Position 7, "Front Scene". -Switched on Driver's side pump panel, "Front Scene".
540	88393052	6	SCENE LIGHT, FIRETECH GUARDIAN ELITE 20K, 12V LED, SURFACE MOUNT, FT-GESM (6)
541		1	**ENG Scene Light Details = (4) Guardian Elites located on top corners of both sides of fire body (2) Located middle top location of fire chassis on both sides. The (2) on the chassis to come on automatically when respective cab doors are opened. Toggle switches in Cab for Front, right, left and rear scene lights
542	88393100	2	SCENE LIGHT, FIRETECH MB SINGLE STACK 12", 12V LED, FIXED, 9 LED, FT-MB-9-FT-* (2)
543		1	**ENG Scene Light Details = Located at rear of fire body above the left and right sides of the body. Oriented for rear scene lighting. Lights to activate automatically when truck placed in reverse.
544	88393108	2	SCENE LIGHT, FIRETECH MB SINGLE STACK 35", 12V LED, FIXED, 27 LED, FT-MB-27-FT-* (2)
545		1	**ENG Scene Light Details = - black housings black brakets - (1) mounted on each side of the cab roof above the crew doors
546	88399940	9	ADDITIONAL SWITCH, 3-WAY FOR 12V LIGHTS (EA) (9)
547		1	**CLAR NOTES, 3 way switches: - Switched in Cab, Overhead Console Position 1, "Flood/Spot/Scene". -Switched in Cab, Overhead Console Position 7, "Front Scene", "Left Scene", "Right Scene", "Rear Scene". - Switched on Driver's side pump panel, "Front Scene", "Left Scene", "Right Scene", "Rear Scene".
548	10310320	1	GENERATOR & ACCESSORIES
GENERATOR & ACCESSORIES			

Line	Item #	Qty	Item Description/Comments
			<p>Standard Verbiage for locations of Outlets and other components in Body compartments</p>  <p>Legend Inboard— Toward center of truck / frame rails Outboard— Toward compartment doors Left/Right wall— Looking at compartment, wall which is to your left or right</p>
549	88288888	1	SPECIAL Generator AIMS 3000W INVERTER W/BUILT IN TRANSFER SWITCH
550		1	<p>**CLAR NOTES, Mounted in the R1 compartment, forward wall, high. -All outlets tired to inverter. -Match HS-7204 Mebane, NC. -See Reference Photo #08 on shared drive.</p>
551	88250488	1	CIRCUIT BREAKER PANEL - NOT PROVIDED
552	10310410	1	PAINT & FINISH
PAINT & FINISH			
553	90010020	1	PAINT SCHEME
554	90030007	1	TWO TONE CAB
555	90029910	1	PAINT BREAK #1 - BOTTOM OF WINDSHIELD
			
556		1	**ENG Upper Color for Two Tone Paint = GRAY.

Line	Item #	Qty	Item Description/Comments
557		1	**ENG Lower Color for Two Tone Paint = RED.
558	90030154	1	PAINT FRAME RAILS & BODY REAR DROP - BLACK
559	90030190	1	TEXTURED FRAME RAIL COATING, PLUMBING AREA
560	90510020	1	6" LETTERING, 22K UP TO 40
561		1	**CLAR NOTES, MATCH HS-7998
562	90600100	1	REFLECTIVE MATERIAL, INTERIOR CAB DOORS, SCOTCHLITE STRIPE
563		1	**ENG Reflective Striping Color = Red.
564	90630610	1	1/2" 22KT GOLD STRIPE W/PRINTED EDGES AT CAB PAINT BREAK
565	90610200	1	6" SCOTCHLITE STRIPE AROUND TRUCK
566	90630100	2	1" SCOTCHLITE STRIPE ABOVE OR BELOW - EACH (2)
567	90680110	1	CHEVRON STRIPING, REAR BODY OUTBOARD, SCOTCHLITE
568		1	**ENG Special Chevron Color, Rear Body = RED/GRAY
569	90684110	1	CHEVRON STRIPING, LADDER ENCLOSURE DOOR, SCOTCHLITE
570		1	**ENG Special Chevron Color, Ladder Enclosure Door = RED/GRAY
571	90789100	1	GRAPHICS WARRANTY, AGI, 5 YEARS, MATERIAL ONLY
572	10310420	1	EQUIPMENT
EQUIPMENT			
573	91010000	1	MISC EQUIP - (1) PINT TOUCH-UP PAINT, STAINLESS STEEL NUTS & BOLTS
574	91030700	1	ZIAMATIC SAC-44 FOLDING WHEEL CHOCKS (PAIR) MTD W/ SQCH-44H HOLDERS
575		1	**ENG Wheel Chock Mounting Locations = UNDER L1 COMPARTMENT
576	89050900	1	PIKE POLE/FOLDING LADDER COMPT, RIGHT SIDE
577		1	**CLAR NOTES, Pike pole storage in Ladder storage compartment. (2) storage areas at least
578	10310600	1	COMPLETION & WARRANTY
COMPLETION & WARRANTY			
579	99010100	1	MANUALS, ELECTRONIC VERSION (2-USB)
580	99031105	1	PICK-UP UNIT AT FACTORY
581		1	**CLAR NOTES,

Line	Item #	Qty	Item Description/Comments
582	99520110	1	WARRANTY, ONE YEAR
583	99521100	1	WARRANTY, FRAME, LIFETIME
584	99521200	1	WARRANTY, CAB STRUCTURAL, 10 YR.
585	99521300	1	WARRANTY, BODY STRUCTURAL, 10 YR.
586	99521400	1	WARRANTY, PAINT, 10 YR.
587	99521900	1	WARRANTIES, MAJOR VENDOR COMPONENTS
588		1	COOPERATIVE PURCHASING AGENCY FEES (HGAC)