



City of Ketchum

September 6, 2022

Mayor Bradshaw and City Councilors
City of Ketchum
Ketchum, Idaho

Mayor Bradshaw and City Councilors:

FY23 Budget Public Hearing & Third Reading and Approval of Ordinance #1239

Recommendation & Summary

On June 27, the annual budget workshop was held where staff presented the draft budget for Council feedback. Overall, the Council supported the draft budget with the following homework items:

- Complete analysis to determine if planning fees could be adjusted to fund planner position in concert with some reimbursement portion from KURA (*in progress*)
- Update recreation fees (*complete*)
- Determine if adjustments could be made to fund increase for sustainability program (*complete*)

The city conducted an online public survey from June 24 to July 15. Results were distributed to the Council prior to the July 18 public hearing. Staff welcomes further policy guidance from the Council regarding any other amendments to the draft budget.

"I move approval of the third reading of Ordinance #1239 and approval of Ordinance #1239."

Introduction and History

General Fund

The current fiscal year (FY22) adopted revenues were \$12,840,516 (amended budget \$13,438,084). The revenue forecast for the General Fund was upgraded due to development activity within town and a post-COVID environment. Specifically, planning and building revenues were increased. Funds the city receives from the state were also increased due to the positive economic outlook. FY23 forecast is a base reduction to \$12,497,062 based on the following assumptions: (1) no federal COVID grants as received in FY22 (-\$307,050); (2) the three percent property tax adjustment (+\$328,617); (3) increase in state shared revenues (+\$134,812); and a base reduction in planning/building revenues (-\$129,550).

Capital Improvement Fund

During the FY22 budget development process, the Council approved the five-year plan with a commitment to review annually and make necessary adjustments moving forward. Staff has completed updates to years FY23-26 and added the new fifth year (27). The majority of proposed expenses in FY23 is related to maintenance and repair of existing assets/equipment. The most significant change to the plan is the addition of Warm Springs Preserve improvements which would be fully funded from donations. A very small portion of the plan is associated with new service enhancements (sidewalks, bike lanes/paths). It is important to note that the

city has never had a significant dedicated revenue source to fund the plan outside the Idaho Power Franchise (\$265,000) and Impact Fees for Streets, Fire and Police (\$134,000). Historically, the city has funded the CIP via overperforming revenues from either the General Fund or Local Option Tax Fund.

Local Option Tax Fund

FY22 was kept at a conservative base revenue forecast of \$2,400,000 knowing that it would likely overperform and those revenues would be utilized for the city's underfunded Capital Improvement Plan. The FY22 amended budget will be increased to \$4,675,100 in planned expense to accommodate the following interim budget requests: (1) onetime funding for NGO contracts per last year's budget workshop (\$237,510) (2) increased General Fund Transfer to support fire/EMS expenses; (3) Sun Valley Road rehabilitation project (\$1,277,735 LOT fund balance & \$348,627 CIP fund balance). FY23 forecast is \$2,846,469 based on current and previous fiscal year receipts. The draft proposed expenses are included. The most significant changes include: (1) no funding for Visit Sun Valley; (2) increase operating and capital funding for Mountain Rides; and (3) increased transfer to General Fund to cover Fire and Police expenses.

Water and Waste-Water Funds

Staff presented ten-year rate models to support the new five-year capital improvement plans in both funds. HDR completed the new 20-year Waste-water Facility Plan that informs CIP expenses. Absent a very significant rate increase, the city will need to issue debt to facilitate the implementation of the plan. The draft budget assumes a 7% sewer rate increase to support debt service should voters approve in November. Within the Water Fund the Council supported transitioning to more aggressive rate tier structure aimed at water conservation similar to the City of Hailey. This new rate structure will also help to implement the new Capital Improvement Plan.

Sustainability

The budget currently allocates funds (\$50,000) for sustainability activities in the Capital Improvement Fund.

Financial Impact

The FY23 draft budget is \$37,914,809 in total planned expenses and \$37,914,809 in revenues.

Attachments:

Ordinance #1239

FY23 Budget

ORDINANCE NO. 1239

AN ORDINANCE OF THE CITY OF KETCHUM, IDAHO, ENTITLED THE ANNUAL APPROPRIATION ORDINANCE FOR THE FISCAL YEAR BEGINNING OCTOBER 1, 2022, APPROPRIATING TO THE VARIOUS BUDGETARY FUNDS, SUMS OF MONEY DEEMED NECESSARY TO DEFRAY ALL NECESSARY EXPENSES AND LIABILITIES WITHIN EACH FUND FOR THE ENSUING FISCAL YEAR, AUTHORIZING A LEVY OF A SUFFICIENT TAX UPON THE TAXABLE PROPERTY AND SPECIFYING THE OBJECTS AND PURPOSES FOR WHICH SAID APPROPRIATION IS MADE, AND PROVIDING AN EFFECTIVE DATE.

BE IT ORDAINED by the Mayor and City Council of the City Ketchum, Blaine County, Idaho:

SECTION 1: That the sum of \$37,914,809 be raised and appropriated to defray the necessary expenses and liabilities of the City of Ketchum, Blaine County, Idaho for the fiscal year beginning October 1, 2022.

SECTION 2: That the City Council hereby appropriates each Fund as an independent fiscal and accounting group with a self-balancing set of accounts recording cash and/or other resources together with all related liabilities, obligations, reserves, and equities which are segregated for the purpose of carrying on specific activities or attaining certain objectives.

SECTION 3: That the appropriation for the General Fund is made in the following amount to each specific division or function:

Legislative and Executive, Administrative, Legal, Community Planning and Development, Law Enforcement, Fire and Rescue, Street and Facility Maintenance, and Non-Departmental.

Total General Fund	12,497,062
--------------------	------------

SECTION 4: That the appropriation for the Water and Wastewater Funds is made in the following amounts to each specific Fund, department, or function:

Water Fund	2,815,101
Water Capital Improvement Fund	559,000
Wastewater Fund	6,868,120
Wastewater Capital Improvement Fund	4,248,090
Total Water and Wastewater Funds	14,490,311

SECTION 5: That the appropriation for all Other Funds is made in the following amounts to each specific Fund, department, or function:

General Capital Improvement Fund	2,549,374
Wagon Days Fund	151,550
Original LOT Fund	2,846,469
Additional 1%-LOT Fund	2,066,247
GO Bond Debt Fire Fund	880,491
Community Housing In-Lieu Fund	305,000
City/County Housing (Strategic Initiative) Fund	848,349
Police Trust Fund	7,500
Parks & Recreation Trust Fund	1,122,456
Development Trust Fund	150,000
Total Other Funds	10,927,436

SECTION 6: That a general tax levy on all taxable property within the City of Ketchum be levied in an amount allowed by law for the general purposes for said City, for the fiscal year beginning October 1, 2022.

SECTION 7: All ordinances and parts of ordinances in conflict with this ordinance are hereby repealed.

SECTION 8: This ordinance shall take effect and be in force upon its passage, approval, and publication in one issue of the Idaho Mountain Express, a newspaper of general circulation in the City of Ketchum, and the official newspaper of said City.

PASSED by the City Council and APPROVED by the Mayor of Ketchum this 6th day of September 2022.

ATTEST:

NEIL BRADSHAW, MAYOR

LISA ENOURATO, INTERIM CITY CLERK

City of Ketchum | Fiscal Year 2023 Draft Budget



September 1, 2022



Neil Bradshaw – Mayor

Michael David – Council President

Courtney Hamilton – Council Member

Jim Slanetz – Council Member

Amanda Breen – Council Member

Jade Riley – City Administrator

Shellie Gallagher – City Treasurer

Aly Swindley – Management Analyst



City of Ketchum | 2023 Draft Budget
Mayor Neil Bradshaw's Message

After two years of unprecedented growth and change in our small mountain town, it feels like we are at an inflection point where both the economic and social outlook lack visibility. Is growth set to continue? Is a possible recession going to slow things down? Is inflation going to limit our investment possibilities? While property values may have increased significantly, by state law our property tax revenue can only increase by 3%. This is far below the cost increases that we are witnessing. Cost increases have broadly tracked a CPI of almost 9%. This disparity between the rate of revenue growth and rate of inflation creates a squeeze on our budget.

The property price increases, and related rent increases, have had a huge impact on our housing situation; and the affordability of living here has made it harder for local workers and businesses to provide goods and services to our residents and visitors.

To best address this challenge, our budget must adjust to the growing demands on our town and our efforts must be focused on three main areas:

1. Housing for year-round residents
2. Preserving the character and soul of Ketchum
3. Investing in our city's infrastructure

Furthermore, we must embark on a project to update our city code to better reflect our community expectations and provide greater direction to prospective developers.

By prioritizing these areas, we will work towards our mission of **"Enhancing Ketchum's Livability."**

With more people relocating to town, and greater tourist numbers, there is additional strain on our infrastructure, public safety, and other service demands. This budget seeks to address these immediate needs, as well as plan for the required capital projects in the future.



Our revenue forecast reflects a realistic outlook for inflationary growth. It anticipates a flattening in the growth in tourism, construction, retail, and the continuation in the development of a year-round economy through an increase in remote workers. Highlights of our revenue forecast include:

1. **Local Option Tax (LOT):** We estimate an increase in LOT revenues of 20% (\$300,000) over last year's adopted budgeted amount. Total LOT receipts for 2023 are budgeted at \$2.7m but are anticipated to come in as high as \$2.9m.
2. **Building Fee Revenue:** Fee revenue for planning and building is expected to decrease by 25%. This is \$128,000 below our budget for 2022.

Our spending priorities focus on enhancing service levels to our community through infrastructure investment, capital improvement projects, transportation, and public safety. Investing in our excellent employees is also an important part of delivering service levels that the community deserves.

Our budget is aligned with our vision for Ketchum; namely a city that is **vibrant, connected, sustainable and safe**.

Aligned with this vision, here are some highlights from the **\$37.9m** Budget:

Vibrant:

- **Housing** – We have put in \$848,349 of funding for strategic housing initiatives. This represents \$266,349 of additional funding on top of \$582,000 of unspent ARPA funding from last year. Year-round vibrancy starts with year-round residents, and we are focused on encouraging projects that increase our inventory of long-term rentals.
- **Events** – We have increased our event budget by \$10,000 to \$85,000. We will still deliver events that are worthy of our tourist economy while being good stewards of our LOT revenues. The separate budget for Wagon Days, our city's flagship event, is \$151,550.
- **Arts** – We have included \$10,000 for miscellaneous art projects around town plus Percent for Art (5%) on all qualifying Capital Improvement Plan projects.



Connected:

- **Transportation** – We have increased our funding of Mountain Rides by providing one-time funds of \$242,000. This represents a 43% share of total municipality funding within the valley. Mountain Rides has been able to secure additional COVID funding to maintain current service levels.
- **Mobility** – We have \$333,111 for sidewalk repairs to enhance walkability and are studying the Warm Springs and Saddle Road intersection for improvements. A key project we anticipate is a full replacement of the tired pavers along the Fourth Street Corridor (Main Street to Walnut Avenue).
- **Streets** – The maintenance of our streets and snowplowing operations will be supported by a total of \$2,062,892 for operations.

Sustainable:

- **Water and Wastewater** – The replacement of the old Ketchum Springs line is now complete and will eliminate more than 350 million gallons of line leakage and reduce annual pumping costs by more than \$50,000 per year. Our focus now shifts to the Water Division to improve redundancy within the system and install emergency generators at our pump stations. Within the Wastewater Division, City Council recently approved a new Capital Improvement Plan for the next 20 years; investing more than \$4,807,090 this fiscal year as part of the longer-term plan, which includes asking voters to approve revenue bonds to keep rates low.
- **Environmental** – We have provided \$80,000 towards the City/County sustainability program.

Safe:

- **Fire** – We have realigned the compensation of our fire department and have completed the construction of the fire station. Along with new fire engines and fire trucks, we have established a fire department that can serve the growing demands of our community. In all, we have increased the fire budget by 4% (\$101,774) to \$2,622,064.
- **Sheriff** – In working with the Sheriff, we have increased our police contract by \$179,665 (11% over the previous year) and we propose a contract with the BCSO of \$1.7m this year.

Our people:

Our employees make it happen and get it done. We have proposed to cover the increased cost of health expenses 12% and increase compensation by approximately 9% based on a combination of salary increases and one-time bonuses.



City of Ketchum | 2023 Draft Budget
Table of Contents

BUDGET OVERVIEW	
Executive Summary	Page 1
Revenue / Expenditure Overview by Fund	Page 2
Authorized Staffing Overview by Fund	Page 3
General Fund Summary	Page 4
DEPARTMENTS	
Administration	Page 11
Fire & Rescue	Page 13
Legal Services	Page 16
Legislative & Executive	Page 17
Planning & Building	Page 19
Police	Page 21
Recreation	Page 23
Streets & Facilities	Page 26
NON-DEPARTMENTAL	Page 29
LOCAL OPTION TAX FUND	Page 31
CAPITAL IMPROVEMENT PLAN	Page 36
ENTERPRISE FUNDS	
Water Division	Page 43
Wastewater Division	Page 50

TRUST FUNDS	Page 57
Development	
Parks and Recreation	
Police	
OTHER FUNDS	Page 59
General Obligation and Debt Service Fund	
Community Housing In-Lieu	
City/County Housing Department	
Wagon Days Fund	
APPENDIX – CONTRACTS FOR SERVICES	
• Idaho Dark Sky Alliance	
• Friends of the Sawtooth Avalanche Center	
• Mountain Humane	
• Mountain Rides	
• Sun Valley Economic Development	



City of Ketchum | 2023 Draft Budget
Executive Summary

The Fiscal Year 2023 proposed budget assumes \$37,914,809 in total planned expenses and \$37,914,809 in revenues. The total budget consists of the General Fund, Local Option Tax Fund, Capital Improvement Fund, two Enterprise Funds (Water and Wastewater), and seven trusts or restricted purpose funds. The city adheres to the Government Finance Officers Association best practices when developing the budget. Specifically, this proposed budget ensures that ongoing costs are aligned with ongoing revenue sources. In addition, the proposed budget recommends that only a portion of the increased revenues be allocated to ongoing expenses in the event of an economic downturn.

The revenue forecast for the General Fund is less than Fiscal Year 2022 due to not receiving federal ARPA funds and the downgrading of planning and building revenues. The budget assumes a three percent increase in property tax revenues as allowed by state law to fund inflationary expenses. There are no significant changes in revenues received from the State of Idaho. Revenue forecast for the Local Option Tax Fund was increased based on the current fiscal year's performance. The draft budget recommends that any additional revenues be allocated to support the Capital Improvement Plan.

The draft budget allocates funding for a new full-time position in the Facilities Division to maintain the newly acquired Warm Springs Preserve property. The budget makes allowances for a compensation increase for both contract (Fire Dept.) and non-contract employees to keep pace with inflation. Expenses related to health care and vehicle fuel/petroleum products were increased due to external rate changes. Two planned positions are not reflected in the draft budget. An interim budget amendment is anticipated to support fire department staffing associated with the ambulance contract, and an additional planning staff member based on the adjusted planning revenue forecast.

The city has two enterprise funds (Water & Wastewater), which are self-supporting via monthly customer charges. The city has recently completed a master facility plan for the Wastewater Division, which contemplates a significant reinvestment in the treatment facility over the next 10-20 years. Therefore, a rate adjustment of at least 7% is recommended in concert with seeking voter approval this November to issue revenue bonds. The capital improvement plan for the Water Division has also been updated and is reflected in the draft budget expenses. The City Council has previously supported the concept of moving toward a broader tiered rate structure similar to the City of Hailey's to promote water conservation. The budget assumes the new rate structure which will also assist with proper funding of the new capital improvement plan.

The following pages provide an overview of all funds by revenue and expense; department details are covered on pages 11-28. Details regarding outside contract entities are included as an appendix.



City of Ketchum | 2023 Draft Budget
 Revenue / Expenditure Overview by Fund

AMENDED FY 2022	FY 2021 Audited Fund Balance Financial Statement	Assigned & Restricted	Assigned Fund Balance	Revenue	Expense	Ending Balance Less Assigned & Restricted
General Fund	\$ 4,354,406	\$ (2,182,888)	\$ 557,050	\$ 12,881,144	\$ 13,438,194	\$ 1,614,468
Essential Service Fund	\$ 337,162	\$ -	\$ 337,162	\$ 337,162	\$ -	\$ -
Capital Improvement	\$ 3,120,749	\$ (1,000,000)	\$ 1,511,171	\$ 3,181,217	\$ 4,618,058	\$ 683,908
LOT Fund	\$ 1,776,363	\$ -	\$ 1,626,362	\$ 4,300,000	\$ 4,300,000	\$ 150,001
Trust Fund	\$ 356,394	\$ -	\$ 105,000	\$ 268,050	\$ 369,050	\$ 255,394
Water Fund & CIP	\$ 4,243,785	\$ (1,604,691)	\$ -	\$ 2,956,632	\$ 2,956,632	\$ 2,639,094
Wastewater Fund & CIP	\$ 9,206,414	\$ (6,805,989)	\$ -	\$ 4,797,419	\$ 4,465,625	\$ 2,732,220
Street Bond Fund	\$ -	\$ -	\$ -	\$ 3,212	\$ 3,212	\$ -
Fire Bond Fund	\$ 768,722	\$ -	\$ 500,000	\$ -	\$ 500,000	\$ 268,722
In-Lieu Housing Fund	\$ 2,848,406	\$ -	\$ 2,848,406	\$ 1,018,862	\$ 2,822,050	\$ -
Strategic Initiative	\$ -	\$ -	\$ -	\$ 864,099	\$ 864,099	\$ -
Wagon Days Fund	\$ 39,999	\$ -	\$ 39,999	\$ 202,498	\$ 202,498	\$ -
TOTAL FUNDS	\$ 27,052,401	\$ (11,593,568)	\$ 7,525,151	\$ 30,810,295	\$ 34,539,418	\$ 8,343,808

FY 2023	Beginning Fund Balance Not Audited	FY 2022 Assigned & Restricted	Assigned Fund Balance	Revenue	Transfers	Expense	Transfers	Ending Balance	FY 2023 Assigned & Restricted	Ending Balance Less Assigned & Restricted
General Fund	1,614,468	2,182,888	89,956	9,665,513	2,741,593	12,487,062	10,000	3,617,444	(2,124,501)	1,492,943
Capital Improvement	683,908	1,000,000	-	-	-	-	-	1,683,908	(1,000,000)	683,908
LOT Funds	150,001	-	-	4,912,716	-	3,012,716	1,900,000	150,000	-	150,000
Trust Funds	255,394	-	255,394	1,024,562	-	1,279,956	-	-	-	-
Water Fund & CIP	2,639,094	1,604,691	421,833	2,418,268	534,000	2,588,736	785,365	3,821,953	(1,604,691)	2,217,262
Wastewater Fund & CIP	2,732,220	6,805,989	1,352,198	5,556,422	4,207,590	6,548,887	4,567,323	8,186,011	(6,805,989)	1,380,022
Street Bond Fund	-	-	-	-	-	-	-	-	-	-
Fire Bond Fund	268,722	-	268,722	611,769	-	880,491	-	-	-	-
In-Lieu Housing Fund	-	-	-	305,000	-	305,000	-	-	-	-
Strategic Initiative Fund	-	-	848,349	-	-	848,349	-	-	-	-
Wagon Days Fund	-	-	-	19,300	132,250	151,550	-	-	-	-
TOTAL FUNDS	8,343,808	11,593,568	3,236,452	24,513,550	7,615,433	28,102,747	7,262,688	17,459,316	(11,535,181)	5,924,135

Authorized Staffing Overview by Fund

Position	FY 20/21 Budget	FY 21/22 Budget	FY 22/23 Budget	Position	FY 20/21 Budget	FY 21/22 Budget	FY 22/23 Budget
Legislative & Executive				Streets			
Mayor	1	1	1	Director of Streets & Facility Maintenance	1	1	1
City Council Members	4	4	4	Street Supervisor	1	1	1
	5	5	5	Sr. Street Mechanic	1	1	1
Administration				Street Crew Lead	1	1	1
City Administrator	1	1	1	Sr Equipment Operator	2	1	3
Public Affairs & Administrative Services Manag	1	1	1	Equipment Operator	3	3	2
Director of Finance & Internal Services	1	0	0	Shared position with Facility Maintenance	1	1	1
City Treasurer	0	1	1	Equipment Operator (winter only)	2	3	2
City Clerk	1	1	1	Administrative Assistant	0.5	1	1
Deputy Treasurer	1	1	1	Winter seasonal	3	2	2
Deputy Clerk	0	1	0		15.5	15	15
Senior Accountant	1	0	0	Facility Maintenance			
Business License & Tax Specialist	1	1	1	Maintenance Supervisor/City Arborist	1	1	1
Special Event Manager	0	0	1	Buildings and Facilities Supervisor	1	1	1
Administrative Assistant (Public Counter)	1	1	1	Grounds Supervisor	1	1	1
Management & Communications Analyst	1	1	1	Maintenance Worker --WSP	0	0	1 new
	9	9	9	Maintenance Assistant 1 shared	2	2	2
Fire & Rescue				Maintenance Assistant (seasonal)	1	1	1
Fire Chief	1	1	1		6	6	7
Assistant Fire Chief/Fire Marshall	1	1	1	Enterprise Funds			
Fire Inspector	0	1	1	Utilities Director	1	1	1
Captain	3	3	3	Water Division Supervisor	1	1	1
Sr. Lieutenant	2	2	2	Water Utilities Supervisor	1	1	1
Lieutenant	4	4	4	Water Utilities Office Coordinator (shared)	0.5	0.5	0.5
Engineer/Firefighter	0	2	2	Water Utility Maintenance Worker	3	3	3
Fire Clerk	1	1	1	Wastewater Division Supervisor	1	1	1
Volunteer Firefighters	40	40	40	Wastewater Collection Supervisor	0	1	1
	12	15	15	Wastewater Plant Lab Technician	1	1	1
Police Community Services Officer				Wastewater TP Lead Operator	1	1	1
	2	2.5	2.5	Sr. Wastewater Utilities Operator	3	2	2
Recreation				Wastewater Utilities Office Coordinator (shared)	0.5	0.5	0.5
Director of Recreation	1	1	1		13	13	13
Recreation Supervisor	1	1	1	City Housing			
Community Recreation Supervisor	1	1	1	Executive Director	0	0	1 new
Youth Recreation Supervisor	1	1	1	Program Administrator & Case Manager	0	0	1 new
Seasonal and PT Employees	4 to 20	4 to 20	4 to 20	Administrative Assistant	0	0	0.5 new
	4	4	4		0	0	2.5
Planning & Building				City Staffing Summary			
Director of Planning and Building	1	1	1		FY 20/21 Budget	FY 21/22 Budget	FY 21/22 Budget
Senior Planner	1	2	2	Legislative & Executive	5	5	5
Associate Planner	1	1	1	Administration	9	9	9
Planning Technician	0	0	1	Fire & Rescue	12	15	15
Administrative Assistant	1	1	0	Police	2	2.5	2.5
	4	5	5	Recreation	4	4	4
				Planning & Building	4	5	5
				Streets	15.5	15	15
				Facility Maintenance	6	6	7
				Utility Director	1	1	1
				Water	5.5	5.5	5.5
				Wastewater	6.5	6.5	6.5
				City Housing	0	0	2.5
				Totals	70.5	74.5	78



City of Ketchum | 2023 Draft Budget
General Fund Summary

The General Fund is the City's primary source of funding for daily operations ranging from police and fire/EMS services to street maintenance to children's recreation programs. The primary revenue sources for the fund include property taxes, state revenue sharing, transfer from the Local Option Tax Fund, planning and building permits, and franchise fees.

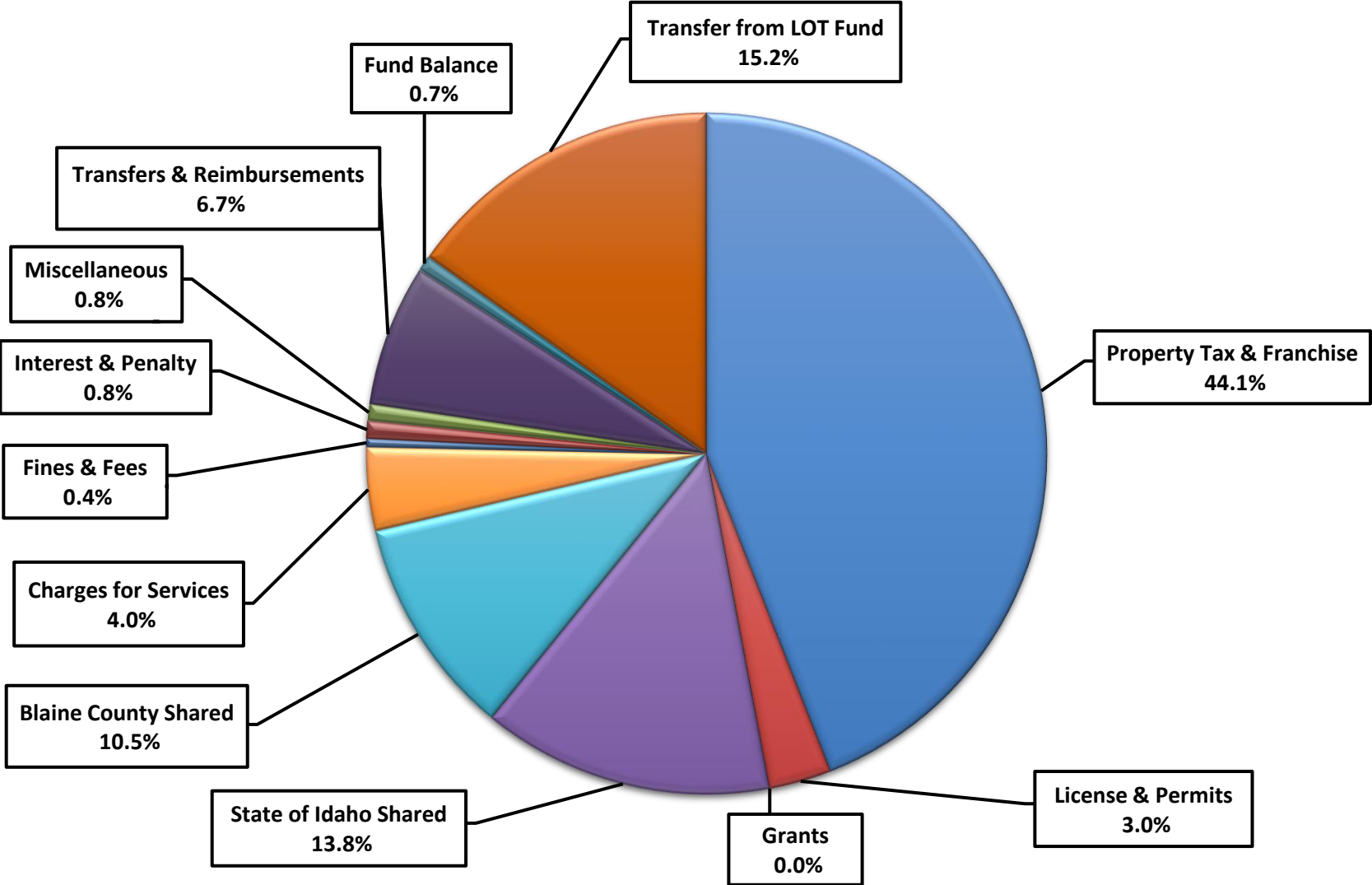
Revenues are forecasted to decrease overall due to ARPA grant funds no longer being issued. However, the following revenues will see an increase: Local Option Tax transfer by \$595,556; property tax and franchise fees by \$296,072; state and county shared fees by \$134,812; refunds and reimbursements by \$136,900.

Planned expenses are proposed to decrease by \$343,454 with \$364,700 in one-time spending. The revised budget allocates on-going funding for increases in health care, vehicle fuel, and power due to external rate changes. The revised budget allocates a blend of a 4% base compensation increase and a one-time 5% bonus.

The draft budget also allocates funding to add one full-time position in the Facilities Maintenance Department for the management of the Warm Springs Preserve. The budget makes allowances for the 2nd year in the collective bargaining agreement with the Fire Department.

It is important to note that the recommended budget adheres to the restricted fund balances set by City Council.

FY 2023 General Fund Resources



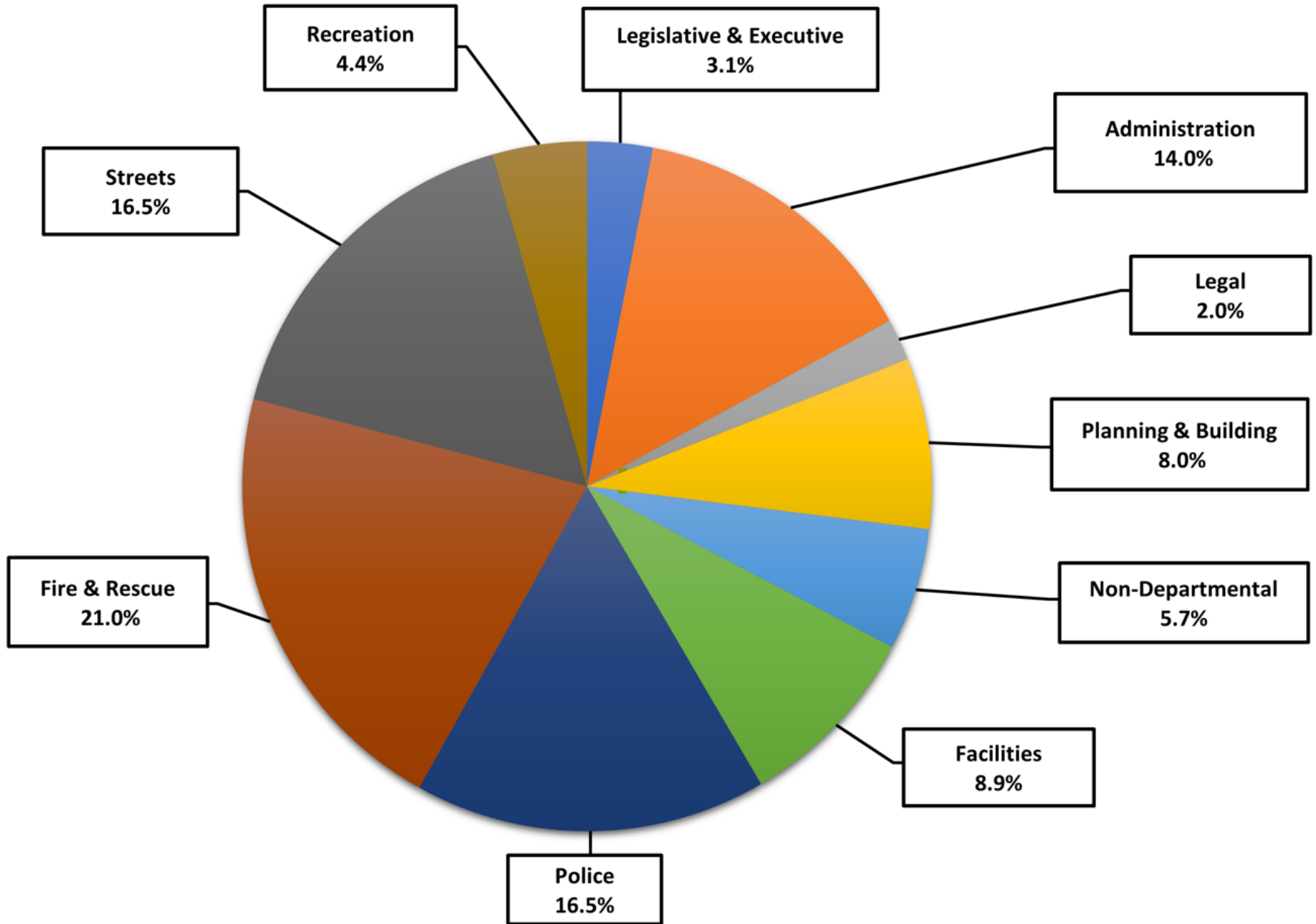
General Fund Detailed Revenue

	FY 2020 AUDITED	FY 2021 AUDITED	FY 2022 AMENDED	FY 2023 PROPOSED		
	ACTUALS	ACTUALS	BUDGET	BUDGET	NOTES	
1	1. PROPERTY TAX & FRANCHISE	4,774,388	5,143,167	5,178,869	5,507,486	
2	1000-GENERAL PROPERTY TAXES	4,438,061	4,603,017	4,603,267	4,895,073	AIC FY2021 + 3%
3	1050-PROPERTY TAX REPLACEMENT	11,416	11,416	12,848	11,714	AIC FY2021 + 3%
4	6100-IDAHO POWER FRANCHISE	-	-	-	-	
5	6110-GAS FRANCHISE	89,637	97,087	100,000	100,000	actual 2021 x 2 and 2% increase per IGC
6	6120-T.V. CABLE FRANCHISE	148,363	165,779	144,563	165,000	estimated prior two years
7	6130-WATER UTILITY ROW FEE (5%)	-	91,446	112,351	121,832	5% of Utility Fees
8	6140-WASTEWATER UTILITY ROW FEE(5%)	-	83,481	115,934	121,624	5% of Utility Fees
9	6150-SOLID WASTE FRANCHISE	72,997	75,230	77,906	80,243	3% increase
10	9000-PENALTY & INTEREST ON TAXES	13,915	15,711	12,000	12,000	
11	2. LICENSES & PERMITS	422,664	612,469	393,500	370,750	
12	1110-BEER LICENSES	13,679	12,840	13,450	13,450	
13	1120-LIQUOR LICENSES	8,353	6,678	8,400	8,400	
14	1130-WINE LICENSES	14,583	14,617	14,000	14,000	
15	1140-CATERING PERMITS	540	1,100	1,000	1,000	
16	1150-OFF-SITE BUS./SPECIAL EVENTS P	17,110	13,716	15,000	13,000	
17	1400-BUSINESS LICENSES	32,064	32,670	32,000	35,750	increase fee to 125 initial application \$50.00 for renewal
18	1410-SHORT TERM RENTAL LICENSES	-	-	45,000	73,500	465 permits @ 35% =140 @525
19	1520-TAXI-LIMO PERMITS	2,945	1,455	2,750	2,750	
20	2100-BUILDING PERMITS	330,098	516,904	250,000	200,000	NOT TO BE ALLOCATED IN FUTURE YEARS 50% TO BASE EXPENSE
21	2140-RIGHT-OF-WAY PERMITS	1,766	10,504	10,000	7,000	
22	2160-STREET EXCAVATION PERMIT FEE	1,450	1,860	1,900	1,900	
23	2600-SNOW STORAGE PERMITS	75	125	-	-	
24	6800-TREE PERMITS/TREE REMOVAL PRMT	-	-	-	-	
25	3. GRANTS	40,511	418,475	352,050	-	
26	1120-FEDERAL GRANTS	-	307,050	-	-	
27	4000-STATE TRANSPORTATION GRANT	-	-	-	-	
28	4100-STATE GRANTS	30,511	107,675	45,000	-	
29	4200-OTHER GRANTS	10,000	3,750	307,050	-	
30	4. STATE OF IDAHO SHARED	1,627,251	1,701,999	1,631,939	1,729,694	
31	5100-STATE LIQUOR APPORTIONMENT	401,989	428,870	385,000	409,315	AIC
32	5200-HIGHWAY USER'S REVENUE - STREE	132,411	172,462	138,216	200,568	AIC PROJECTED HB312 & HB362
33	5500-STATE SALES TAX ALLOCATION	78,308	-	-	-	COMBINED WITH STATE SHARED REVENUE PER AIC
34	5600-STATE SHARED REVENUE	1,014,543	1,100,666	1,108,723	1,119,811	AIC PROJECTED
35	5. COUNTY SHARED	1,200,216	1,233,336	1,270,238	1,307,295	
36	8400-COUNTY COURT FINES	35,881	34,071	35,000	35,000	
37	8600-COUNTY AMBULANCE CONTRACT	1,164,335	1,199,265	1,235,238	1,272,295	contracted 3% increase (Bill is working on this)
38	9400-BLAINE COUNTY HOUSING AUTHORIT	-	-	-	-	

General Fund Detailed Revenue, cont.

39	6. CHARGES FOR SERVICES	677,793	1,095,012	625,550	497,500	
40	1100-PLANNING FEES	134,120	232,143	140,000	75,000	NOT TO BE ALLOCATED IN FUTURE YEARS 50% TO BASE EXPENSE
41	1104-HOTEL FEES	-	-	-	-	
42	1110-BUILDING PLAN CHECK FEES	189,254	320,327	162,500	130,000	NOT TO BE ALLOCATED IN FUTURE YEARS 50% TO BASE EXPENSE
43	1120-PLANNING PLAN CHECK FEES	125,686	215,899	113,750	91,000	NOT TO BE ALLOCATED IN FUTURE YEARS 50% TO BASE EXPENSE
44	1130-FIRE PLAN CHECK FEES	125,686	215,635	113,750	91,000	NOT TO BE ALLOCATED IN FUTURE YEARS 50% TO BASE EXPENSE
45	1400-MAILING FEES/PUBLICATION	-	-	-	-	
46	1500-RE PRODUCTION/FINGERPRINT FEES	567	573	1,150	500	
47	2200-RURAL FIRE PROTECTION FEES	-	-	-	-	
48	2250-SPECIAL FIRE FEES	7,359	12,716	2,500	5,000	
49	3000-ANIMAL TRANSPORTS	-	-	-	-	
50	3600-BANNER FEES	5,600	3,150	6,000	6,000	
51	6100-BC SCH DIST.PARK MAINT. CONTR	15,000	15,000	15,000	16,500	
52	6300-PARK YOUTH PROGRAM FEES	63,593	57,680	60,000	70,000	
53	6320-PARK USER FEES	6,914	17,109	8,000	10,000	
54	6330-PARK SWIM TEAM	-	-	-	-	
55	6700-PARK CONCESSION SALES	3,764	4,781	2,500	2,500	
56	6800-TREE SERVICES	250	-	400	-	
57	7. FINES & FEES	58,933	70,020	55,250	50,000	
58	1100-PARKING FINES	45,897	55,763	45,000	45,000	
59	1200-ELECTRIC VEHICLE CHARGING	5	119	250	-	
60	1300- PAID PARKING	13,031	14,138	10,000	5,000	
61	8. INTEREST & RENTS	144,038	105,129	111,789	102,788	
62	1000-INTEREST EARNINGS	65,889	19,516	35,000	20,000	changed after review
63	1020-INTEREST EARNINGS-491 SV ROAD	1	0	1	-	
64	1500-GAIN/LOSS ON INVESTMENTS	-	-	-	-	
65	2000-RENT	-	4,750	-	6,000	Shroeder \$500.00 per month
66	2010-RENT-PARK RESERVATIONS	7,270	10,075	6,000	6,000	
67	2020-RENT-491 SUN VALLEY ROAD	70,878	70,788	70,788	70,788	CHECK RENT AMOUNT \$5899 per month
68	9. MISCELLANEOUS	246,412	147,096	601,506	100,000	
69	3600-REFUNDS & REIMBURSEMENTS	230,385	135,695	298,006	100,000	
70	3610-REFUNDS & REIMBURSEMENTS-ST	-	-	-	-	
71	4000-SALE OF FIXED ASSETS	5,261	1,225	3,500	-	are we planning to surplus
72	4100-SALE OF FIXED ASSETS-STREET	-	-	-	-	
73	6500-DONATIONS	-	175	-	-	
74	7000-MISCELLANEOUS	2,815	9,626	300,000	-	TBD one time contingency to allow for flexibility of revenue
75	7010-MISCELLANEOUS-STREET	-	-	-	-	
76	7020-FLOOD PLAIN PROG REIMBURSEMENT	219	375	-	-	
77	7030-BUILDING PERMIT REIMBURSEMENT	7,733	-	-	-	
78	10. TRANSFERS & REIMBURSEMENTS	2,012,706	2,159,363	2,294,225	2,741,593	
79	8701-KETCHUM RURAL REIMB-SAL/BEN	-	3,946	-	-	
80	8703-TRANSFER FROM GENERAL CIP	-	-	-	-	
81	8718-TRANSFER STREET GO BOND	-	-	3,212	-	
82	8720-TRANSFER FRM FIRE TRUST FUND	-	-	-	-	
83	8722-LOT REIMB-GF ADMIN.EXPENSES	2,500	2,500	3,000	3,000	should match transfer from LOT, POLICE, FIRE & RESCUE,ADMIN SALARY
84	8722-TRANSFER FROM LOT FUND	1,103,317	1,309,465	1,307,444	1,900,000	use calc worksheet Mat & Srvs
85	8763-REIMBURSEMENT FROM WATER FUND	271,040	279,172	287,547	218,048	use calc worksheet Mat & Srvs
86	8764-WATER FUND REIMB-ADMIN.EXPENSE	103,000	106,090	109,273	96,486	use calc worksheet Mat & Srvs
87	8765-REIMBURSEMENT FROM WASTEWATER FD	271,040	279,172	287,547	298,280	use calc worksheet Mat & Srvs
88	8766-WW FUND REIMB-ADMIN.EXPENSES	141,892	146,149	150,533	131,989	timesheet entries plus anticipated housing staff work time
89	8798-URA FND REIM-SALARIES/BENEFITS	87,048	-	111,814	50,000	see FY 23 KURA Reimbursement
90	8798-URA FUND REIMB-ADMIN. EXPENSES	32,868	32,869	33,855	43,790	
91	11. FUND BALANCE	-	-	557,050	89,956	
92	9000-FUND BALANCE	-	-	557,050	89,956	
	Grand Total	11,204,912	12,686,067	13,071,966	12,497,062	

FY 2023 General Fund Expenses



GENERAL FUND EXPENDITURES		FY 2020 Audited Actuals	FY 2021 Audited Actuals	FY 2022 Adopted w/ Amendments	FY 2023 Proposed Budget	One-Time
		10,255,339	12,316,001	13,438,194	12,497,062	
Expenditures		FY 2020 Audited Actuals	FY 2021 Audited Actuals	FY 2022 Adopted w/ Amendments	FY 2023 Proposed Budget	One-Time
1.	Legislative & Executive	333,697	331,472	360,635	383,452	
2.	Administration	1,768,982	1,829,993	1,736,652	1,744,915	94,700
3.	Legal	380,792	230,734	238,600	244,360	-
4.	Planning & Building	717,976	868,033	915,451	1,000,116	180,000
5.	Non-Departmental	207,326	2,115,349	1,818,668	716,515	90,000
6.	Facility Maintenance	622,596	688,629	907,228	1,106,417	
7.	Police	1,646,374	1,658,523	1,843,947	2,063,870	
8.	Fire & Rescue	2,250,390	2,130,718	2,520,290	2,622,064	
9.	Streets	1,883,335	1,963,199	1,891,540	2,062,892	
10.	Recreation	443,870	499,352	607,505	552,463	
Total Expenditures		10,255,339	12,316,001	12,840,516	12,497,062	364,700
Inflationary Changes						
1.		-	-	-	-	-
2.						
Sub-total		-	-	-	-	-
Funding Requests						
1.	Workman & Co Audit increase budget		-	400		
2.	IWORQ Annual Software Support		-	6,000		
3.	Fire Inspector STR		-	77,937		
4.	Fire Department Overtime		-	25,000		
5.	Fire Paramed Training Baybutt			14,000		
6.	Fire Ambulance Storage Greenhorn			12,000		
7.	Increase transfer for Police, Fire & Rescue			212,341		
8.	General Fund Payroll #27			250,000		
Sub-total		-	-	597,678	-	-
Total Expenditures with Changes		10,255,339	12,316,001	13,438,194	12,497,062	364,700



Department Summaries



This budget contains the operating accounts for City Administration, Treasury and City Clerk. The City Administrator supports the Mayor and City Council, manages the budget, and provides oversight of all departments on day-to-day administration of city operations.

The Treasury and City Clerk teams are responsible for a range of services such as maintaining ordinances/resolutions, public record requests, and retention of city official records and information technology. In addition, the team prepares and maintains all financial accounting, payment of bills, procurement, and payroll.

Fiscal Year 2022 Highlights

- Budget was \$209,215 lower than FY21 due to transfer of two accounts totaling \$88,000 (repair and maintenance of buildings) to Facilities budget.
- Cost savings of \$121,215 for changes in personnel.

Personnel:

- Changes in position structure; number of full-time employees remained the same.

Fiscal Year 2023 Highlights

- Salaries decreased due to moving General Fund use for a Public Works Director position to the Non-Departmental section.
- Professional Services increase due to 10% contract increase with Ketchum Computers.
- Telephone & Communications increase due to a one-time payment to afford implementation of new fiber.

Personnel:

- No changes.

Administrative Expenditures

GENERAL FUND EXPENDITURES		FY 2020 AUDITED ACTUALS	FY 2021 AUDITED ACTUALS	FY 2022 AMENDED BUDGET	FY 2023 PROPOSED BUDGET	BUDGET NOTES
36	1. ADMINISTRATIVE	1,768,982	1,829,993	1,779,373	1,744,915	
37	1. PERSONAL SERVICES	1,164,254	1,116,628	1,220,271	1,113,898	
38	1000-SALARIES	742,311	703,170	767,483	700,556	moved shared position water & wwater 1/3 utility director to non-departmental
39	1500-PART TIME SALARIES	4,996	-	10,000	10,000	
40	1900-OVERTIME	-	137	-	-	
41	2100-FICA TAXES-CITY	54,608	55,520	54,679	54,358	
42	2200-STATE RETIREMENT-CITY	88,874	92,285	86,537	84,840	
43	2400-WORKMEN'S COMPENSATION-CITY	1,322	505	1,724	1,492	
44	2500-HEALTH INSURANCE-CITY	234,608	200,742	260,114	228,862	decrease due to change in staffing, Utility Direct moved to non-Departmental
45	2505-HEALTH REIMBURSEMENT ACCT(HRA)	5,627	7,472	8,792	7,575	
46	2510-DENTAL INSURANCE-CITY	6,103	5,255	6,408	6,189	
47	2515-VISION REIMBURSEMENT ACCT(HRA)	4,120	4,144	4,500	3,900	
48	2550-HEALTH-VISION-CAFETERIA ADMIN	-	-	-	-	
49	2600-LONG TERM DISABILITY	3,036	2,752	3,189	3,126	
50	2700-VACATION/SICK ACCRUAL PAYOUT	-	32,646	-	-	
51	2710-VACATION/COMPENSATION PAYOUT	-	-	-	-	
52	2760-EMPLOYEE HOUSING SUBSIDY	12,000	12,000	12,000	12,000	
53	2800-STATE UNEMPLOYMENT INSURANCE	6,649	-	4,845	1,000	reduced due to no seasonal employee and not anticipated lay offs
54	2900-PERFORMANCE AWARDS	-	-	-	-	
55	2. MATERIALS AND SERVICES	603,880	711,119	558,102	630,017	
56	3100-OFFICE SUPPLIES & POSTAGE	16,288	17,197	20,000	20,000	
57	3310-STATE SALES TAX-GEN.GOV. & PAR	331	115	500	500	
58	3600-COMPUTER SOFTWARE	-	-	-	-	
59	4000-ELECTIONS	-	-	-	-	
60	4200-PROFESSIONAL SERVICES	62,417	88,493	92,812	101,500	Western Dest, Senteniel, Ketchum Computers
61	4400-ADVERTISING & LEGAL PUBLICATIO	12,711	16,241	12,000	12,000	
62	4600-PROPERTY & LIABILITY INSURANCE	96,117	100,381	113,786	93,778	ICRMP less Water/Wastewater 46k + 3% increase (checking with agent)
63	4800-DUES, SUBSCRIPTIONS & MEMBERSH	4,174	3,850	5,000	5,000	
64	4900-PERSONNEL TRAINING/TRAVEL/MTG	1,930	1,483	5,000	5,000	
65	4902-TRAINNG/TRVL/MTG-CITY ADM/ASST	63	297	5,000	5,000	
66	4950-TUITION REIMBURSEMENT	-	-	-	-	
67	5100-TELEPHONE & COMMUNICATIONS	73,954	74,062	52,500	106,020	8X8, Century Link, Cox, Syringa, Cell Allowances
68	5110-COMPUTER NETWORK	95,826	114,128	58,000	73,191	Copier & Computer Leasing, Zoom, Municode, Microsoft
69	5150-COMMUNICATIONS	69,799	67,073	58,800	70,300	Snee, Pokorny, will use one-time money for others
70	5200-UTILITIES	44,815	48,571	37,440	37,440	
71	5210-SOLID WASTE COLLECTION	-	52	-	-	
72	5220-RECYCLING PROGRAM-ERC	-	-	-	-	
73	5900-REPAIR & MAINTENANCE-BUILDINGS	22,939	36,441	-	-	Moved to Facility Maint FY2021
74	5910-REPAIR & MAINT-491 SV ROAD	75,799	85,030	-	-	Moved to Facility Maint FY2021
75	6500-CONTRACTS FOR SERVICES	26,720	57,706	70,000	70,000	S&C Associates
76	6510-COMPUTER SERVICES	-	-	27,264	30,288	Caselle 3% increase & APEX \$500
77	3. CAPITAL OUTLAY	848	2,246	1,000	1,000	
78	7400-OFFICE FURNITURE & EQUIPMENT	848	2,246	1,000	1,000	



The Fire and Rescue Department provides a range of emergency services, from municipal fire protection services to backcountry rescue. They provide paramedic level emergency medical care to the City of Ketchum and entire northern Blaine County through a contract for services with the Blaine County Ambulance District. The department is composed of highly trained career, full-time staff as well as trained paid-on-call firefighters.

Fiscal Year 2022 Highlights

- Increase of \$42,000 in utilities costs associated with operation of new standalone fire station.
- Increase in personnel services of \$149,950 in accordance with changes to tentative collective labor agreement.

Personnel:

- Hired two new firefighters in preparation of two retiring.

Fiscal Year 2023 Highlights

- Budget funds include the 2nd year of the labor contract.
- Awaiting a potential percentage increase in budget requests to ambulance district board. Current numbers do not represent the increase of potential funds.

Personnel:

- Reflects new Short Term Rental Fire Inspector position.

Fire and Rescue Expenditures, cont.

GENERAL FUND EXPENDITURES		FY 2020 AUDITED ACTUALS	FY 2021 AUDITED ACTUALS	FY 2022 AMENDED BUDGET	FY 2023 PROPOSED BUDGET	
214	7. FIRE & RESCUE	2,250,390	2,130,718	2,942,477	2,622,064	
215	1. PERSONAL SERVICES	1,930,001	1,886,719	2,413,991	2,283,884	
216	1000-SALARIES	964,924	993,714	1,291,500	1,142,932	contract negotiations
217	1500-PAID ON-CALL WAGES	160,711	129,410	135,000	135,000	contract negotiations
218	1700-WOOC (WORKING OUT OF CLASS)	614	-	6,500	6,500	
219	1900-OVERTIME	57,483	50,085	65,141	75,000	
220	2100-FICA TAXES-CITY	89,086	89,327	100,544	103,997	
221	2200-STATE RETIREMENT-CITY	5,386	5,798	5,551	5,941	
222	2300-FIREMEN'S RETIREMENT-CITY	158,399	122,521	139,266	150,360	
223	2310-DEF.COMP-Pd On Call/PT Emp	11,997	-	12,000	12,000	
224	2400-WORKMEN'S COMPENSATION-CITY	28,465	31,763	36,968	37,803	
225	2500-HEALTH INSURANCE-CITY	369,618	358,555	477,881	477,272	
226	2505-HEALTH REIMBURSEMENT ACCT(HRA)	13,656	18,130	23,025	20,625	
227	2510-DENTAL INSURANCE-CITY	9,422	9,522	10,781	10,882	
228	2515-VISION REIMBURSEMENT ACCT(HRA)	8,521	4,702	9,600	8,100	
229	2520-WORKMEN'S COMP. COVERAGE	-	-	-	-	
230	2530-EMPLOYEE MEDICAL SERVICES	-	156	3,000	3,000	vol ff vaccinations
231	2535-VEBA	39,600	40,200	43,200	46,800	
232	2540-MERP-MEDICAL EXP REIMBURSEMENT	4,950	5,025	5,400	5,850	
233	2550-HEALTH-VISION-CAFETERIA ADMIN	-	-	-	-	
234	2600-LONG TERM DISABILITY	4,198	4,033	4,984	5,025	
235	2700-VACATION/SICK ACCRUAL PAYOUT	-	23,779	31,000	23,238	Binnie, Martin G
236	2710-VACATION/COMPENSATION PAYOUT	-	-	5,450	6,359	Binnie, Martin G
237	2750-INSURANCE EQUILIZATION PAY	-	-	-	-	
238	2800-STATE UNEMPLOYMENT INSURANCE	2,969	-	3,000	3,000	volunteers
239	2900-PERFORMANCE AWARDS	-	-	4,200	4,200	

Fire and Rescue Expenditures, cont.

240	2. MATERIALS AND SERVICES	184,391	153,889	470,056	279,750	
241	3200-OPERATING SUPPLIES FIRE	16,371	16,381	32,000	34,000	
242	3210-OPERATING SUPPLIES EMS	45,598	52,241	48,000	60,000	
243	3500-MOTOR FUELS & LUBRICANTS FIRE	5,189	5,498	8,000	8,000	
244	3510-MOTOR FUELS & LUBRICANTS EMS	3,510	4,730	6,000	8,000	
245	3600-COMPUTER SOFTWARE	-	-	-	-	
246	4200-PROFESSIONAL SERVICES FIRE	7,414	3,747	243,916	10,000	TacSat Annual Usage
247	4210-PROFESSIONAL SERVICES EMS	-	1,034	4,840	4,000	TacSat Annual Usage
248	4220-PROFESSIONAL SRVS FIRE CHIEF	42,605	-	-	-	
249	4800-DUES, SUBSCRIPTIONS & MEMBERSH	1,260	193	-	-	
250	4900-TRAINING/TRAVEL/MTG FIRE	7,934	3,312	5,720	8,000	
251	4902-FIRE CHIEF'S TRAINING	-	-	-	-	
252	4903-ASSISTANT FIRE CHIEF TRAINING	-	-	-	-	
253	4910-TRAINING EMS	13,510	7,187	17,420	15,000	
254	4920-TRAINING-FACILITY	2,487	5,306	2,200	2,200	
255	4950-TUITION REIMBURSEMENT	-	-	-	-	
256	5100-TELEPHONE & COMMUNICATION FIRE	9,140	13,895	12,000	21,000	
257	5110-TELEPHONE & COMMUNICATION EMS	7,610	15,500	12,000	21,000	
258	5200-UTILITIES	-	-	42,000	40,000	
259	5900-REPAIR & MAINTENANCE-BUILDINGS	-	-	-	-	
260	6000-REPAIR & MAINT-AUTO EQUIP FIRE	5,022	8,943	11,000	16,000	
261	6010-REPAIR & MAINT-AUTO EQUIP EMS	4,336	2,236	5,950	12,000	
262	6100-REPAIR & MAINT--MACHINERY & EQ	4,854	8,196	10,210	8,000	
263	6110-REPAIR & MAINT--MACHINERY & EQ	785	833	2,300	2,300	
264	6900-OTHER PURCHASED SERVICES FIRE	3,563	2,784	3,250	3,250	
265	6910-OTHER PURCHASED SERVICES EMS	3,203	1,874	3,250	7,000	
266	3. CAPITAL OUTLAY	45,481	33,680	-	58,430	
267	7500-AUTOMOTIVE EQUIPMENT	-	-	-	-	
268	7600-OTHER MACHINERY & EQUIP FIRE	45,481	33,680	-	-	
269	7610-OTHER MACHINERY & EQUIP EMS	-	-	-	-	
270	7700-LEASES	-	-	-	58,430	moved aerial tower lease payment
271	4. TRANSFERS	90,518	56,430	58,430	-	
272	8811-AERIAL TOWER LEASE	90,518	56,430	58,430	-	



The Legal Services Department includes funding for the City Attorney and City Prosecutor. A contracted City Attorney provides legal counsel for the City, including the Mayor, City Council, Planning Commission and Staff. The City Attorney performs legal research; negotiates, reviews and drafts contracts, franchises, resolutions, and ordinances; monitors federal, state, and local laws and regulations, and defends City litigation.

Fiscal Year 2022 Highlights

- Adjustment of \$5k for contract associated with the city attorney.

Personnel:

- No changes.

Fiscal Year 2023 Highlights

- Assumes a 3% increase in contract with the city attorney.

Personnel:

- No changes.

GENERAL FUND EXPENDITURES		FY 2020 AUDITED ACTUALS	FY 2021 AUDITED ACTUALS	FY 2022 AMENDED BUDGET	FY 2023 PROPOSED BUDGET	
79	2. LEGAL	380,792	230,734	238,600	244,360	
80	2. MATERIALS AND SERVICES	380,792	230,734	238,600	244,360	
81	4200-PROFESSIONAL SERVICES	335,553	185,495	192,000	197,760	White Peterson 3% increase
82	4270-CITY PROSECUTOR	45,239	45,239	46,600	46,600	
83	4800-DUES, SUBSCRIPTION, MEMBERSHIP	-	-	-	-	
84	4900-PERSONNEL TRAINING/TRAVEL/MTG	-	-	-	-	
85	5100-TELEPHONE & COMMUNICATIONS	-	-	-	-	
86	3. CAPITAL OUTLAY	-	-	-	-	
87	7400-OFFICE FURNITURE & EQUIPMENT	-	-	-	-	



The Legislative and Executive Department budget contains the operating accounts for the Mayor and City Council. The Mayor serves as chief executive and City Council holds the legislative powers including the approval of ordinances, annual budget, and contracts. The Mayor recommends policy matters to City Council with the City Administrator handling the implementation.

Fiscal Year 2022 Highlights

- Reinstated travel/training budget to \$3,000.

Personnel:

- No changes.

Fiscal Year 2023 Highlights

- No changes.

Personnel:

- No changes.

Legislative and Executive Expenditures

GENERAL FUND EXPENDITURES		FY 2020 AUDITED ACTUALS	FY 2021 AUDITED ACTUALS	FY 2022 AMENDED BUDGET	FY 2023 PROPOSED BUDGET
1	0. LEGISLATIVE & EXEC	333,697	331,472	373,332	383,452
2	1. PERSONAL SERVICES	315,052	314,946	351,240	361,360
3	1000-SALARIES	120,686	120,281	132,983	120,686
4	1500-PART-TIME	-	-	-	-
5	1900-OVERTIME	-	-	-	-
6	2100-FICA TAXES-CITY	8,452	8,536	9,232	9,233
7	2200-STATE RETIREMENT-CITY	14,410	14,410	14,410	14,410
8	2400-WORKER'S COMPENSATION-CITY	118	116	120	253
9	2500-HEALTH INSURANCE-CITY	160,971	163,807	178,687	200,785
10	2505-HEALTH REIMBURSEMENT ACCT(HRA)	1,845	2,245	7,675	7,675
11	2510-DENTAL INSURANCE-CITY	3,483	3,609	3,702	3,887
12	2515-VISION REIMBURSEMENT ACCT(HRA)	4,555	1,410	3,900	3,900
13	2550-HEALTH-VISION-CAFETERIA ADMIN	-	-	-	-
14	2600-LONG TERM DISABILITY	531	531	531	531
15	2700-VACATION/SICK ACCRUAL PAYOUT	-	-	-	-
16	2710-VACATION/COMPENSATION PAYOUT	-	-	-	-
17	2760-EMPLOYEE HOUSING SUBSIDY	-	-	-	-
18	2800-STATE UNEMPLOYMENT INSURANCE	-	-	-	-
19	2. MATERIALS AND SERVICES	18,345	16,526	21,092	21,092
20	3100-OFFICE SUPPLIES & POSTAGE	855	1,817	3,167	3,167
21	3160-OFFICE SUPPLIES/POSTAGE-HOTEL	-	-	-	-
22	3200-OPERATING SUPPLIES	459	2,576	2,125	2,125
23	3500-MOTOR FUELS & LUBRICANTS	-	-	-	-
24	3600-COMPUTER SOFTWARE	-	-	-	-
25	4000-ELECTIONS	-	-	2,500	2,500
26	4200-PROFESSIONAL SERVICES	13,304	11,075	8,600	8,600
27	4800-DUES, SUBSCRIPTIONS & MEMBERSH	-	400	1,700	1,700
28	4860-DUES,SUBSCRIPTNS,MEMBRSP-HOTEL	-	-	-	-
29	4900-PERSONNEL TRAINING/TRAVEL/MTG	-	-	-	-
30	4910-MYR/CNCL-TRAINING/TRAVEL/MTG	3,728	659	3,000	3,000
31	4960-TRAINING/TRAVEL/MTG-HOTEL	-	-	-	-
32	5100-TELEPHONE & COMMUNICATIONS	-	-	-	-
33	6000-REPAIR & MAINT--AUTOMOTIVE EQU	-	-	-	-
34	3. CAPITAL OUTLAY	300	-	1,000	1,000
35	7400-OFFICE FURNITURE & EQUIPMENT	300	-	1,000	1,000

Workman & Co Audit



The Planning and Building Department is responsible for long-range (comprehensive) planning, current planning functions, and management of all developments, both past and present. The Planning and Building Department administers the Zoning Code, Subdivision Code, various Building Codes, and coordinates reviews from other City Departments. The Planning and Building Department provides staff support to the Planning Commission, City Council, and the Ketchum Urban Renewal Agency.

Fiscal Year 2022 Highlights

- The Planning and Building revenues were upgraded based on current fiscal year performance. It is important to note that only 50% of increased revenues were allocated towards on-going expenses should we experience an economic slowdown.
- Increased contract with IDBS by \$95,000 to align with projected workload. The contract is set up to only pay for actual hours completed.

Personnel:

- One planning position added to reflect FY21's interim budget change.

Fiscal Year 2023 Highlights

- Restored funding for training and travel - \$3,000.
- Decreased revenue forecast by \$387,000.
- Increase contract with IDBS by \$40,000 to align with projected workload. The contract is set up to only pay for actual hours completed.
- Request for \$180,000 to update the zoning code – a one-time - expense – reflected on the General Fund Expenditures chart.

Personnel:

- One additional planner requested but not funded due to decrease in planning & building revenue forecast. Dialoging with KURA to understand consideration of cost reimbursement for the position.

Planning and Building Expenditures

GENERAL FUND EXPENDITURES		FY 2020 AUDITED ACTUALS	FY 2021 AUDITED ACTUALS	FY 2022 AMENDED BUDGET	FY 2023 PROPOSED BUDGET	BUDGET NOTES
88	3. PLANNING & BUILDING	717,976	868,033	939,476	1,000,116	
89	1. PERSONAL SERVICES	445,340	494,778	686,222	674,116	
90	1000-SALARIES	283,115	317,990	443,802	428,938	new position requested not funded
91	1200-PLANNING & ZONING COMMISSION	9,400	20,400	25,200	25,200	
92	1900-OVERTIME	-	-	-	-	
93	2100-FICA TAXES-CITY	21,571	24,364	34,041	34,742	
94	2200-STATE RETIREMENT-CITY	34,883	40,407	53,130	54,224	
95	2300-FIREMEN'S RETIREMENT-CITY	-	-	-	-	
96	2400-WORKER'S COMPENSATION-CITY	3,405	3,962	5,365	6,220	
97	2500-HEALTH INSURANCE-CITY	85,109	76,304	112,328	111,184	
98	2505-HEALTH REIMBURSEMENT ACCT(HRA)	2,098	2,679	5,275	5,275	
99	2510-DENTAL INSURANCE-CITY	2,562	2,562	3,133	4,046	
100	2515-VISION REIMBURSEMENT ACCT(HRA)	1,917	1,983	2,100	2,400	
101	2550-HEALTH-VISION-CAFETERIA ADMIN	-	-	-	-	
102	2600-LONG TERM DISABILITY	1,280	1,344	1,847	1,887	
103	2700-VACATION/SICK ACCRUAL PAYOUT	-	2,783	-	-	
104	2710-VACATION/COMPENSATION PAYOUT	-	-	-	-	
105	2800-STATE UNEMPLOYMENT INSURANCE	-	-	-	-	
106	2900-PERFORMANCE AWARDS	-	-	-	-	
107	2. MATERIALS AND SERVICES	271,451	373,254	252,754	325,500	
108	3100-OFFICE SUPPLIES & POSTAGE	2,306	4,887	6,000	6,000	
109	3200-OPERATING SUPPLIES	-	7,332	1,000	1,200	Increase for public outreach
110	3600-COMPUTER SOFTWARE	-	-	-	-	
111	4200-PROFESSIONAL SERVICES	69,310	109,333	69,604	70,000	will use one time money for Comp Update to Zoning Ord 180k
112	4210-PROFESSIONAL SERVICES - IDBS	173,369	238,293	170,000	210,000	Increase Add'l permit activity
113	4220-PROF SVCS-FLOOD PLAIN PROG REM	-	375	-	5,000	Rembursed by applicant fees
114	4230-PROF SVCS-BUILDING PERMIT REIM	-	-	-	-	
115	4400-ADVERTISING & LEGAL PUBLICATIO	1,303	5,109	-	10,000	Restore funding legal ads for public hearings
116	4500-GEOGRAPHIC INFO SYSTEMS	23,084	5,700	5,150	5,300	Increase 3%
117	4800-DUES, SUBSCRIPTIONS & MEMBERSH	90	670	-	4,000	Restore funding APA, ULI, and Planner Reg
118	4900-PERSONNEL TRAINING/TRAVEL/MTG	1,540	990	-	10,000	Restore funding and increase \$4900 for Mt. Town Planner, Idaho APA and Western Planner
119	4970-TRAINING/TRAVEL/MTG-P&Z COMM	210	-	-	3,000	Restore funding
120	5100-TELEPHONE & COMMUNICATIONS	240	-	-	-	
121	6510-EVENTS SPONSORSHIPS	-	-	-	-	
122	6910-OTHER PURCHASED SERVICES	-	565	1,000	1,000	
123	3. CAPITAL OUTLAY	1,186	-	500	500	
124	7400-OFFICE FURNITURE & EQUIPMENT	1,186	-	500	500	



City of Ketchum | 2023 Draft Budget
Police Department

The Ketchum Police Department, contracted through the Blaine County Sheriff's Office, is responsible for enforcing all local and state laws to protect the residents and visitors of Ketchum. The department consists of patrol/traffic enforcement functions, investigations, and administration.

Funding for the Community Service Officers (CSO) are also contained in the department budget. The officers focus on parking enforcement and compliance with city code violations.

Fiscal Year 2022 Highlights

- Reinstatement of full-time patrol position at \$104,287.
- The Sherriff's Department requested \$66,000 as part of a housing stipend for employees. This request was ultimately

Personnel:

- Addition of one full-time patrol officer.

Fiscal Year 2023 Highlights

- Reflects the 9% compensation that the County is intending to implement.

Personnel:

- No changes.

Police Expenditures

GENERAL FUND EXPENDITURES		FY 2020 AUDITED ACTUALS	FY 2021 AUDITED ACTUALS	FY 2022 AMENDED BUDGET	FY 2023 PROPOSED BUDGET	BUDGET NOTES
183	6. POLICE	1,646,374	1,658,523	1,852,258	2,063,870	
184	1. PERSONAL SERVICES	130,573	161,138	237,389	250,936	
185	1000-SALARIES	76,761	79,303	104,079	94,421	
186	1500-PART-TIME	-	9,496	20,963	28,708	
187	1900-OVERTIME	1,507	1,940	5,000	5,000	
188	2100-FICA TAXES-CITY	5,674	6,664	9,312	9,802	
189	2200-STATE RETIREMENT-CITY	7,606	9,722	12,032	15,299	
190	2400-WORKMEN'S COMPENSATION-CITY	1,682	2,096	2,892	3,694	
191	2500-HEALTH INSURANCE-CITY	27,401	47,531	75,499	85,114	
192	2505-HEALTH REIMBURSEMENT ACCT(HRA)	797	1,697	3,550	3,550	
193	2510-DENTAL INSURANCE-CITY	710	1,269	1,548	1,625	
194	2516-VISION REIMBURSEMENT ACCT(HRA)	1,865	1,117	1,500	1,500	
195	2600-LONG TERM DISABILITY	206	304	514	1,724	
196	2800-STATE UNEMPLOYMENT INSURANCE	6,363	-	500	500	
197	2. MATERIALS AND SERVICES	1,515,801	1,497,385	1,614,869	1,812,934	
198	3100-OFFICE SUPPLIES & POSTAGE	748	7,207	1,600	1,200	Citation ticketing material
199	3200-OPERATING SUPPLIES	5,387	7,184	3,000	3,000	Polcing gear, cleaning
200	3500-MOTOR FUELS & LUBRICANTS	-	752	500	3,000	Rav & CSO truck
201	3600-COMPUTER SOFTWARE	2,245	10,815	1,200	2,000	Data TKT - annual subscription, licenses, troubleshooting
202	3610-PARKING OPS PROCESSING FEES	2,245	5,601	3,000	5,000	Data TKT - Citation management (Dixon Data Projection)
203	3620-PARKING OPS EQUIPMENT FEES	9,079	11,396	17,000	11,000	Data TKT - Printers
204	4200-PROFESSIONAL SERVICES	12,848	26,631	20,000	20,000	winter towing
205	4210-PROFESSIONAL SERVICE-SNOW TOWS	-	-	-	-	
206	4250-PROF.SERVICES-BCSO CONTRACT	1,483,049	1,427,800	1,568,569	1,748,234	see FY23 BCSO2 no 15k for fuel
207	4900-PERSONNEL TRAINING/TRAVEL/MTG	-	-	-	-	
208	5100-TELEPHONE & COMM	-	-	-	3,000	Cell phones, hot spots (AT&T monthly rates)
209	6000-REPAIR & MAINT--AUTOMOTIVE EQU	200	-	-	16,500	Truck repairs, tires , car wash, misc items
210	3. CAPITAL OUTLAY	-	-	-	-	
211	7500-AUTOMOTIVE EQUIPMENT	-	-	-	-	
212	7600-OTHER MACHINERY & EQUIPMENT	-	-	-	-	
213	7700-LEASES	-	-	-	-	



The Recreation Department is responsible for providing safe and healthy recreation opportunities for the citizens of Ketchum and visitors to the community. The department operates structured recreation programs throughout the year at the Terry Tracy Recreation Center at Atkinson Park.

Fiscal Year 2022 Highlights

- Reinstatement of travel/training budget.
- Increase of \$20,000 of part-time/seasonal salaries to offer more programming to the community.

Personnel:

- No changes.

Fiscal Year 2023 Highlights

- Staff changes during 2022 lead to savings via benefits coverage.

Personnel:

- No changes.

Recreation Expenditures

GENERAL FUND EXPENDITURES		FY 2020 AUDITED ACTUALS	FY 2021 AUDITED ACTUALS	FY 2022 AMENDED BUDGET	FY 2023 PROPOSED BUDGET	
309	9. RECREATION	443,870	498,214	627,722	552,463	
310	1. PERSONAL SERVICES	411,108	464,677	577,472	498,463	
311	1000-SALARIES	207,545	234,988	301,248	260,672	
312	1500-PART-TIME/SEASONAL	44,602	39,900	62,000	62,000	
313	1900-OVERTIME	-	124	-	-	
314	2100-FICA TAXES - CITY	18,219	20,489	26,242	24,684	
315	2200-STATE RETIREMENT - CITY	26,660	28,681	33,555	31,124	
316	2400-WORKER'S COMPENSATION - CITY	3,746	4,464	5,772	6,453	
317	2500-HEALTH INSURANCE - CITY	101,553	122,509	134,734	103,501	
318	2505-HEALTH REIMBURSEMENT ACCT(HRA)	1,059	8,399	5,900	3,500	
319	2510-DENTAL INSURANCE-CITY	2,600	2,952	2,893	2,589	
320	2515-VISION REIMBURSEMENT ACCT(HRA)	794	1,233	3,000	1,800	
321	2550-HEALTH-VISION-CAFETERIA ADMIN	-	-	-	-	
322	2600-LONG TERM DISABILITY	895	940	1,060	1,071	
323	2700-VACATION/SICK ACCRUAL PAYOUT	1,441	-	-	-	
324	2710-VACATION/COMPENSATION PAYOUT	-	-	-	-	
325	2800-STATE UNEMPLOYMENT INSURANCE	1,994	-	1,068	1,068	seasonal employees
326	2900-PERFORMANCE AWARDS	-	-	-	-	

Recreation Expenditures, cont.

327	2. MATERIALS AND SERVICES	32,750	33,537	49,250	54,000	
328	3100-OFFICE SUPPLIES & POSTAGE	105	508	500	750	
329	3200-OPERATING SUPPLIES	2,620	2,206	4,000	4,000	
330	3210-SPECIAL EVENT SUPPLIES	-	-	-	-	
331	3250-RECREATION SUPPLIES	8,193	7,786	10,000	10,000	
332	3280-YOUTH GOLF	-	-	1,000	1,000	
333	3290-SWIM TEAM	-	-	-	-	
334	3300-RESALE ITEMS-CONCESSION SUPPLY	5,036	4,809	8,000	8,000	
335	3310-STATE SALES TAX-PARK	3,479	6,767	8,000	8,000	
336	3500-MOTOR FUELS & LUBRICANTS	1,376	1,352	2,500	3,000	
337	3600-COMPUTER SOFTWARE	-	-	-	-	
338	4200-PROFESSIONAL SERVICE	2,989	2,303	3,000	4,000	BIB background checks, misc. services
339	4410-ADVERTISING & PUBLICATIONS	-	429	1,500	750	
340	4800-DUES, SUBSCRIPTIONS & MEMBERSH	300	175	-	-	
341	4900-PERSONNEL TRAINING/TRAVEL/MTG	572	510	1,000	1,000	
342	5100-TELEPHONE & COMMUNICATIONS	-	-	-	-	
343	5200-UTILITIES	6,038	5,778	6,250	10,000	
344	5300-CUSTODIAL & CLEANING SERVICES	-	-	-	-	
345	6000-REPAIR & MAINT--AUTOMOTIVE EQU	922	229	2,000	2,500	
346	6100-REPAIR & MAINT--MACHINERY & EQ	1,120	684	1,500	1,000	
347	6910-OTHER PURCHASED SERVICES	-	-	-	-	
348	6950-MAINTENANCE	-	-	-	-	
349	3. CAPITAL OUTLAY	12	-	1,000	-	
350	7300-CAPITAL MAINTENANCE	-	-	-	-	
351	7400-BUILDING FURNITURE & EQUIPMENT	-	-	1,000	-	
352	7500-AUTOMOTIVE EQUIPMENT	12	-	-	-	



The Streets & Facilities Department consists of the Street Division and Facility Maintenance Division. The department is responsible for maintaining the infrastructure of the City of Ketchum. This budget includes funding for snow removal, resurfacing streets, improving drainage, street sweeping, repairing potholes, installing, and maintaining street signs and traffic markings, maintaining street trees and public restrooms, street lighting, city beautification, and maintenance of public facilities and parks.

Fiscal Year 2022 Highlights

- \$23,000 was added to fund installation and maintenance of flowers.
- The \$88,000 increase was associated with moving the repair and maintenance of buildings accounts from the Administration to the Facilities budget.

Personnel:

- Administrative Assistant transitions from a part-time to full-time position.

Fiscal Year 2023 Highlights

- Increased fuel- and petroleum-related costs to reflect market conditions.
- First year full year of operating and expenses related to management of Warm Springs Preserve.

Personnel:

- One new maintenance position associated with the Preserve.

Streets Expenditures

GENERAL FUND EXPENDITURES		FY 2020 AUDITED ACTUALS	FY 2021 AUDITED ACTUALS	FY 2022 AMENDED BUDGET	FY 2023 PROPOSED BUDGET	BUDGET NOTES
273	8. STREETS	1,883,335	1,963,199	1,933,644	2,062,892	
274	1. PERSONAL SERVICES	1,007,156	1,026,257	1,202,634	1,280,295	
275	1000-SALARIES	600,956	607,431	686,276	664,605	
276	1500-PART-TIME	12,753	3,788	30,626	50,196	
277	1800-PAY DIFFERENTIAL	6,828	5,594	15,441	15,441	
278	1900-OVERTIME	14,550	20,406	25,000	25,000	
279	2040-VACATION/COMPENSATION PAYOUT	-	-	5,000	-	
280	2100-FICA TAXES-CITY	47,793	48,622	54,602	57,776	
281	2200-STATE RETIREMENT-CITY	74,235	75,027	88,085	84,182	
282	2400-WORKER'S COMPENSATION-CITY	23,938	24,841	28,328	38,629	
283	2500-HEALTH INSURANCE-CITY	208,522	212,624	236,976	287,483	
284	2505-HEALTH REIMBURSEMENT ACCT(HRA)	2,643	7,192	10,838	12,038	
285	2510-DENTAL INSURANCE-CITY	6,221	6,221	6,602	6,999	
286	2515-VISION REIMBURSEMENT ACCT(HRA)	4,035	4,854	4,950	5,850	
287	2600-LONG TERM DISABILITY	2,578	2,484	2,712	2,970	
288	2700-VACATION/SICK ACCRUAL PAYOUT	-	7,174	5,000	23,126	
289	2760-EMPLOYEE HOUSING SUBSIDY	-	-	-	-	
290	2800-STATE UNEMPLOYMENT INSURANCE	2,101	-	2,200	6,000	seasonal employees
291	2900-PERFORMANCE AWARDS	-	-	-	-	
292	2. MATERIALS AND SERVICES	726,672	787,107	731,010	782,597	
293	3200-OPERATING SUPPLIES	11,536	12,437	19,240	16,240	reduce by 4,500- trending down
294	3400-MINOR EQUIPMENT	30,270	3,410	3,800	3,800	
295	3500-MOTOR FUELS & LUBRICANTS	51,318	55,910	93,755	109,092	need to cover fuel increase-15 yr. use ave. X 6.00 gal
296	3600-COMPUTER SOFTWARE	-	-	-	6,800	IWORQS/traffic control plan software
297	4200-PROFESSIONAL SERVICES	124,028	210,739	182,000	185,000	cover fuel increase and increase for snow contractors (95hr vs 125hr) (changed)
298	4900-PERSONNEL TRAINING/TRAVEL/MTG	1,749	1,801	4,515	4,515	
299	5100-TELEPHONE & COMMUNICATIONS	1,112	1,115	3,000	3,000	
300	5200-UTILITIES	11,199	15,985	18,000	18,000	
301	6000-REPAIR & MAINT--AUTOMOTIVE EQU	9,079	2,894	8,700	8,700	
302	6100-REPAIR & MAINT--MACHINERY & EQ	94,379	105,279	90,000	98,650	increase to help cover Mechanic position vacancy
303	6910-OTHER PURCHASED SERVICES	14,411	11,151	16,000	16,000	
304	6920-SIGNS & SIGNALIZATION	15,055	19,419	16,000	16,000	
305	6930-STREET LIGHTING	14,195	18,013	23,000	18,500	reduce by 3,000-trending down (new LED street light retrofit)
306	6950-MAINTENANCE & IMPROVEMENTS	348,340	328,954	253,000	278,300	crude oil related materials increase-asphalt, chip and crack seal oil
307	4. TRANSFERS	149,507	149,835	-	-	
308	8840-TRANSFER TO GO BOND FUND	149,507	149,835	-	-	

Facilities Expenditures

GENERAL FUND EXPENDITURES		FY 2020 AUDITED	FY 2021 AUDITED	FY 2022 AMENDED	FY 2023 PROPOSED	BUDGET NOTES
		ACTUALS	ACTUALS	BUDGET	BUDGET	
141	5. FACILITY MAINTENANCE	622,596	688,629	926,643	1,106,417	
142	1. PERSONAL SERVICES	385,277	414,765	554,583	689,682	
143	1000-SALARIES	212,970	205,693	269,623	308,680	new position MW WSP, market adjustment FY2021
144	1500-PART-TIME/SEASONAL	29,696	27,424	45,000	45,000	
145	1800-PAY DIFFERENTIAL	609	1,247	2,619	4,689	
146	1900-OVERTIME	533	1,191	8,500	8,500	
147	2100-FICA TAXES - CITY	18,205	18,247	23,434	28,065	
148	2200-STATE RETIREMENT - CITY	25,389	24,879	31,202	38,431	
149	2400-WORKER'S COMPENSATION-CITY	3,765	3,887	712	4,978	
150	2500-HEALTH INSURANCE - CITY	83,527	116,548	156,476	225,509	3 emp with family, 1 emp only and one shared emp only 2 vacant family
151	2505-HEALTH REIMBURSEMENT ACCT(HRA)	1,950	2,141	6,188	7,963	
152	2510-DENTAL INSURANCE-CITY	2,453	2,301	3,256	4,268	
153	2515-VISION REIMBURSEMENT ACCT(HRA)	1,168	1,443	3,150	4,050	
154	2600-LONG TERM DISABILITY	940	865	955	1,548	
155	2700-VACATION/SICK ACCRUAL PAYOUT	-	8,898	-	-	
156	2710-YEAR END COMP TIME PAYOUT	-	-	-	-	
157	2800-STATE UNEMPLOYMENT INSURANCE	4,072	-	3,469	8,000	Seasonal Employee
158	2. MATERIALS AND SERVICES	237,319	273,864	372,060	416,735	
159	3100-OFFICE SUPPLIES & POSTAGE	102	350	500	500	
160	3200-OPERATING SUPPLIES	7,154	6,293	7,200	10,000	
161	3500-MOTOR FUELS & LUBRICANTS	7,837	8,268	9,000	9,000	
162	3600-COMPUTER SOFTWARE	-	-	-	-	
163	4200-PROFESSIONAL SERVICES	57,451	61,182	64,500	64,500	Snow Removal
164	4210-PROFESSIONAL SERVC-CITY TREES	13,487	14,204	15,000	15,000	Pruning and Treatment
165	4220-PROF SERV-CITY BEAUTIFICATION	30,786	36,536	45,000	45,000	Flowers
166	4800-DUES, SUBSCRIPTIONS & MEMBERSH	500	280	440	440	
167	4900-PERSONNEL TRAINING/TRAVEL/MTG	75	109	1,500	1,500	
168	5100-TELEPHONE & COMMUNICATIONS	630	383	720	720	
169	5110-COMPUTER NETWORK	-	-	-	-	
170	5200-UTILITIES	32,016	41,780	28,500	28,500	
171	5210-SOLID WASTE COLLECTION	-	-	-	-	
172	5220-RECYCLING PROGRAM-ERC	-	-	-	-	
173	5300-CUSTODIAL & CLEANING SERVICES	58,770	62,737	66,000	45,000	
174	5900-REPAIR & MAINTENANCE-BUILDINGS	-	7,024	33,400	33,400	Moved from Admin FY2021
175	5910-REPAIR & MAINTENANCE-491 SV RD	-	-	55,000	70,000	Moved from Admin FY2021
176	5910-REPAIR & MAINTENANCE-WARM SPRINGS	-	-	-	47,175	Maintenance for WS Preserve
177	6000-REPAIR & MAINT-AUTOMOTIVE EQUI	2,791	1,750	4,000	4,500	
178	6100-REPAIR & MAINT--MACHINERY & EQ	4,604	3,095	4,800	5,000	
179	6950-MAINTENANCE	21,117	29,875	36,500	36,500	
180	3. CAPITAL OUTLAY	-	-	-	-	
181	7600-OTHER MACHINERY & EQUIPMENT	-	-	-	-	
182	7800-PARKS IRRIGATION UPGRADES	-	-	-	-	



The Non-Departmental section of the budget contains initiatives not otherwise associated with a specific department. In FY22, the funds support contracts dedicated to citywide efforts that benefit all departments and transfers out of the General Fund to support other funds (including Capital Improvement and Trust Funds).

Fiscal Year 2022 Highlights

- Increase of \$20,000 to the initial budget (\$60,000) for the sustainability shared position with Blaine County (=\$80,000).
- Increase of \$67,000 for compensation adjustments based on market comparison.
- Increase of \$73,000 for one-time employee compensation.
- Increase of \$73,000 for Warm Springs Contractual Staffing.
- Transfer of ARPA grant funding FY21 and FY22 of \$614,100 to Strategic Initiative Fund.
- Transfer of \$250,000 to Strategic Initiative Fund.

Personnel:

- One new position shared via contract with Blaine County.

Fiscal Year 2023 Highlights

- Proposes a 4% base/on-going increase to compensation and an additional 5% one-time increase.
- Includes one-third of the proposed Public Works Director salary.
- Blaine County proposed an increase of \$69,215 over previous year – this budget does not reflect those changes.

Personnel:

- No changes.

Non-Departmental Expenditures

GENERAL FUND EXPENDITURES		FY 2020 AUDITED ACTUALS	FY 2021 AUDITED ACTUALS	FY 2022 AMENDED BUDGET	FY 2023 PROPOSED BUDGET	
125	4. NON-DEPARTMENTAL	207,326	2,115,349	1,824,668	716,515	
126	2. MATERIALS AND SERVICES	141,288	120,749	337,515	241,515	
127	4200-PROFESSIONAL SERVICES	-	50,835	205,515	205,515	Other Prof. Services as needed
128	4300-COMMUNITY OUTREACH & INFORMATN	-	-	-	-	
129	4500-1ST/WASHINGTON RENT	33,000	39,000	36,000	36,000	
130	6500-CONTRACT FOR SERVICE	78,161	17,738	90,000	-	sustainability position on-time funds
131	6510-PASS THROUGH GRANTS	2,500	-	6,000	-	
132	6601-MASTER TRANSPORTATION PLAN	27,627	13,177	-	-	
133	4. TRANSFERS	66,038	1,994,600	1,487,153	475,000	
134	8802-TRANSFER TO GENERAL UTILITY DIR				60,000	
135	8803-TRANSFER TO GENERAL CIP FUND	-	204,265	208,054	-	
136	8805-TRANSFER TO STRATEGIC INITIATIVE	-	-	864,099	-	
137	8893-TRANSFER TO PARK TRUST-KAC	0	-	10,000	10,000	
138	8995-TRANSFER TO ESF TRUST	-	1,610,969	-	-	
139	9910-COMPENSTATION ADJUSTMENTS	-	-	140,000	140,000	bonuses 105k and market increases 35k
140	9930-GENERAL FUND OP. CONTINGENCY	66,038	179,365	265,000	265,000	used for one-times



The original Local Option Tax (LOT) became effective December 15, 1978. Since the original adoption of the LOT, voters have approved or modified the tax in 1979, 1983, 1984, 1988, 1997, and 2011. In 2011, voters approved a new fifteen-year term. The LOT is to be used for

- a) municipal transportation
- b) open space acquisition and recreation
- c) capital improvements
- d) emergency services; police, fire, and ambulance
- e) city promotion, visitor information and special events
- f) property tax relief
- g) direct costs to collect and enforce the tax

The tax imposes 1% on retail, 1% on building material, 2% on liquor by the drink, and 2% on short-term lodging and rentals.

In November 2013, an additional 1% was added to the LOT with authority to collect for five years. This additional 1% LOT was renewed by voters in May 2016 for another 5-year period, which will extend through calendar year 2023. This additional 1% is to be used to

- a) maintain and increase commercial air service to Friedman Memorial Airport through the use of minimum revenue guarantees or other inducements to air providers
- b) promote and market the existing service and any future service to increase passengers
- c) all ancillary costs associated with the ongoing effort to maintain and increase commercial air service, including management costs and bussing due to flight diversions
- d) direct costs to collect and enforce the tax, including administrative and legal fees



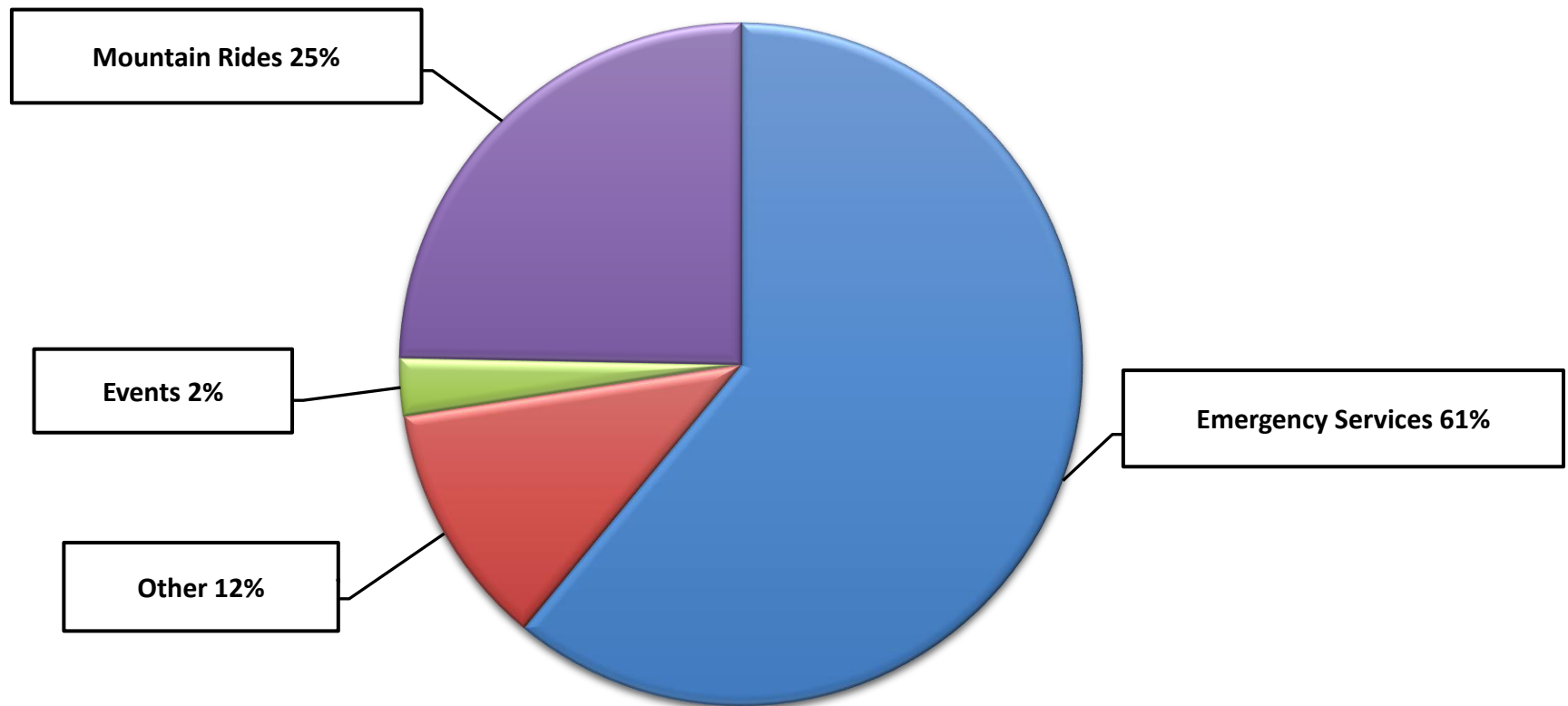
Fiscal Year 2022 Highlights

- LOT did not contain this page last year.

Fiscal Year 2023 Highlights

- Any excess revenues are recommended for one-time purposes. (Mountain Rides capital local match).
- Mountain Rides' request includes a) an increase in operations/service and b) a one-time request for capital improvements.
- Visit Sun Valley is not requesting funds this fiscal year.
- There are no funds available to transfer to the Capital Improvement Plan.
- Mountain Humane has previously been a line item in the Police Department budget.
- The budget for Wagon Days has returned to its pre-pandemic funding level.

FY 2023 Original LOT Expenditures



Other:

- Consolidated Dispatch – 5.3%
- Sun Valley Economic Development – .5%
- Idaho Dark Sky Alliance – .1%
- Friends of the Sawtooth Avalanche Center – .1%
- Mountain Humane – .1%
- Granicus (Short-term rental program) – 1%

Local Option Tax Original Fund - Revenues

		FY 2020 Audited Actuals	FY 2021 Audited Actuals	FY 2022 Adopted w/ Amendments	FY 2023 Proposed Budget	One-Time
	REVENUES	2,606,873	3,391,025	4,675,100	2,846,469	
	Projected Revenue Changes	FY 2020 Audited Actuals	FY 2021 Audited Actuals	FY 2022 Adopted w/ Amendments	FY 2023 Proposed Budget	One-Time
1.	Fund Revenue	2,606,873	3,391,025	2,400,000	2,700,000	268,000
2.	Fund Balance			-	146,469	
	Sub-Total	2,606,873	3,391,025	2,400,000	2,846,469	268,000
	Inflationary Changes					
1.	Fund Balance FY21 GF CIP	-	-	348,627		
2.	Fund Balance FY21 GF CIP Sun Valley Road			1,277,735		
3.	Fund Balance GF Emergency Services			411,228		
4.	Fund Balance FY22 NGO's & Other			237,510		
	Sub-Total	-	-	2,275,100	-	
	Total Revenue	2,606,873	3,391,025	4,675,100	2,846,469	268,000
	Total Expenditures	2,347,456	2,205,645	4,675,100	2,846,469	268,000
	Total Revenue Over/(Under)	259,417	1,185,380	-	-	-

Local Option Tax Original Fund - Expenditures

		FY 2020 Audited Actuals	FY 2021 Audited Actuals	FY 2022 Adopted w/ Amendments	FY 2023 Proposed Budget	One-Time
	EXPENDITURES	2,350,891	2,207,093	4,675,100	2,846,469	268,000
		FY 2020 Audited Actuals	FY 2021 Audited Actuals	FY 2022 Adopted w/ Amendments	FY 2023 Proposed Budget	One-Time
1.	City Emergency Services	1,103,317	1,309,465	1,718,672	1,900,000	
2.	Transfer to GF CIP	-	45,000	1,626,362	-	-
3.	Consolidated Dispatch	152,282	156,850	161,556	166,403	
4.	Wagon Days	42,500	80,000	117,000	132,250	
5.	Events	22,157	32,830	75,000	85,000	
6.	Visit Sun Valley SVMA	400,000	110,000	200,000	-	
7.	Mountain Rides	624,700	469,000	687,000	527,000	242,000
8.	Administrative GF Direct Costs	2,500	2,500	3,000	5,000	
9.	Contingency	-	-	9,000	-	
10.	SVED	-	-	10,000	-	15,000
11.	Idaho Dark Sky Alliance	-	-	2,200	-	2,500
12.	Friends of the Sawtooth National FSAC	-	-	4,000	-	4,000
13.	Mountain Humane			-		4,500
14.	Other			1,000	1,000	
	Total Expenditures	2,347,456	2,205,645	4,614,790	2,816,653	268,000
15.	Granicus (Short Term Rental Compliance)	-	-	29,810	29,816	
16.	Audio Systems Equipment Events			30,500	0	
	Total Expenditures	2,347,456	2,205,645	4,675,100	2,846,469	268,000



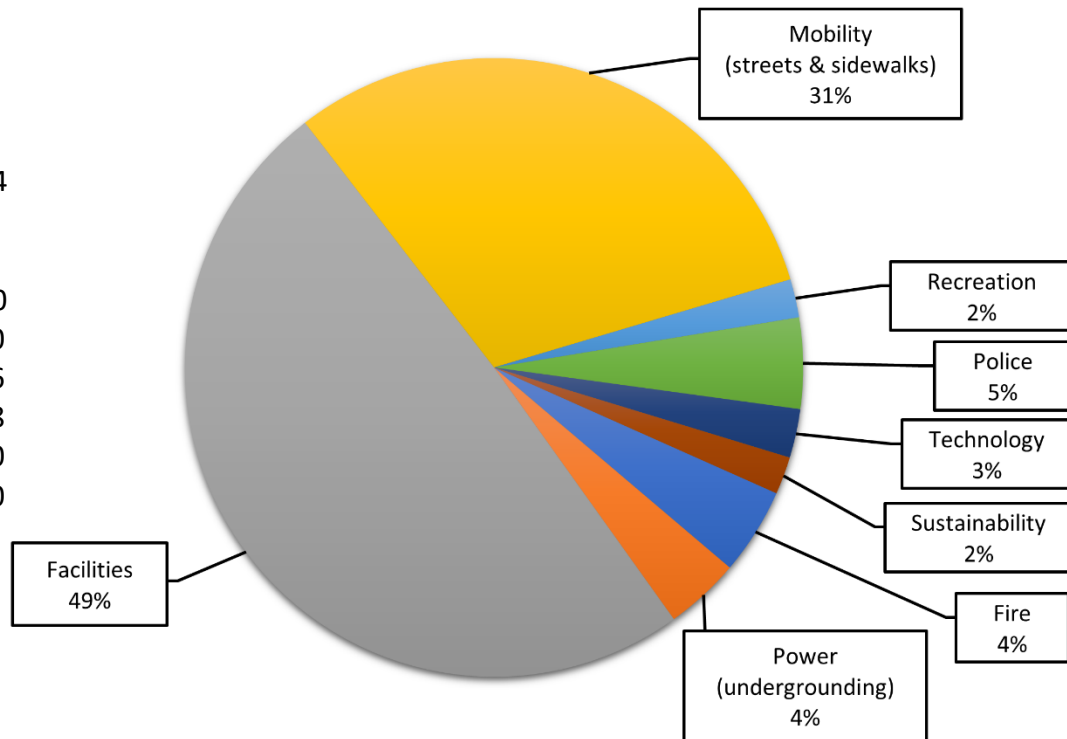
Fiscal Year 2023 is the second year of the updated five-year Capital Improvement Plan. Planned expenses for FY23 total \$2,549,374. The most significant project (\$1 million) is the first phase on improvements to Warm Springs Preserve which will be fully funded via donations received.

The following pages contain expense detail for each fiscal year and is organized by function area. Project requests for the remaining fiscal years exceed the amount of funding from planned resources. Therefore, the CIP plan will be reviewed annually to make necessary changes to ensure expenses align with resources. The CIP also serves as a basis to calculate development impact fees for fire, police, and parks.

Fiscal Year 2023 Highlights

- FY23 Total Proposed Expense: \$ 2,549,374

- FY23 Revenue Sources
 - Donations \$ 1,000,000
 - Idaho Power Franchise \$ 265,000
 - Use of CIP Fund Balance \$ 938,246
 - Use of LOT Fund Balance \$ 131,128
 - Fire Bond Balance \$ 115,000
 - Police Contract Rebate \$ 100,000



Capital Improvement | FY23 Detail

Description	Department	Projected Cost
Firefighting EQ (tools)	Fire	\$14,860
PPE (turnout gear)	Fire	\$31,375
MDT (Mobile Computers)	Fire	\$24,000
Radios (portable)	Fire	\$14,000
Medical (city provided)	Fire	\$4,000
Rescue (city provided)	Fire	\$24,800
Shop Tools	Fire	\$2,500
	Fire	\$115,535
Water Conservation Upgrades Cost Savings	Facilities	\$20,000
Replace 2001 Ford Ranger	Facilities	\$35,000
EV Charging Stations	Facilities	\$5,000
Atkinson Park Irrigation Upgrades	Facilities	\$25,000
Atkinson Park Replace Softball Fence	Facilities	\$27,000
Forest Service Park Replace Restroom Fixtures	Facilities	\$6,500
Forest Service Park New Roof Residential Bldgs	Facilities	\$80,000
Forest Service Park Paint All Buildings	Facilities	\$35,000
John Deere Mower X729 2011 - Replacement	Facilities	\$16,000
Replace Trash Cans (Citywide)	Facilities	\$10,000
Town Square Upgrades	Facilities	TBD
Warm Springs Preserve - Phase I	Facilities	\$1,000,000
Power Line Undergrounding	Power	\$100,000
	Facilities/Power	\$1,359,500
2nd Avenue Sharrows/Protected Bike Lane	Mobility	\$80,000
4th Street Paver Replacement (Main Street to Walnut)	Mobility	TBD
Downtown Core Sidewalk infill	Mobility	\$222,000
Sidewalk Curb and Gutter Repairs	Mobility	\$111,111
Main and 1st Street - Pedestrian Safety (Construction)	Mobility	\$104,400
Main Street and Sun Valley Road - Pedestrian Safety (Construction)	Mobility	\$113,100
Main Street and 5th Street - Pedestrian Safety (Construction)	Mobility	\$104,400
Main Street and 6th Street - Pedestrian Safety (Construction)	Mobility	\$52,200
	Mobility	\$787,211

Description	Department	Projected Cost
Atkinson Park New Soccer Goals (deferred from '22)	Recreation	\$10,000
Van/bus from Mt Rides (deferred from '22)	Recreation	\$11,000
Replace Automatic Plow truck	Recreation	\$30,000
	Recreation	\$51,000
New server for body camera system	Police	\$24,245
Mobile radio replacement	Police	\$12,000
Patrol vehicle replacement	Police	\$55,000
City Share of Record Management System	Police	\$29,883
	Police	\$121,128
IT Upgrades	Technology	\$65,000
	Technology	\$65,000
Sustainability Infrastructure	Sustainability Infrastructure	\$50,000
	Sustainability Infrastructure	\$50,000
2023 Proposed Totals		\$2,549,374

Capital Improvement | FY24 Detail

Description	Department	Projected Cost
Engine 1 (might move to a lease - \$60K)	Fire	\$868,219
Firefighting EQ (tools)	Fire	\$14,860
PPE (turnout gear)	Fire	\$31,375
Radios (portable)	Fire	\$14,000
Medical (city provided)	Fire	\$4,000
Rescue (city provided)	Fire	\$24,800
Shop Tools	Fire	\$2,500
	Fire	\$959,754
Water Conservation Upgrades Cost Savings	Facilities	\$20,000
Atkinson Park Irrigation Upgrades	Facilities	\$25,000
Replace Trash Cans (Citywide)	Facilities	\$10,000
Replace Gator	Facilities	\$18,000
Replace 2004 Ford Ranger	Facilities	\$35,000
Rotary Park - Bathroom Roof Replacement	Facilities	\$25,000
Splash Pad - Replace 2 Pumps	Facilities	\$8,500
Town Square Upgrades	Facilities	TBD
Warm Springs Preserve - Phase II	Facilities	TBD
Atkinson Park Refurbish Legion Ballfield	Facilities	\$150,000
Edelweiss Park Install Irrigation Hookup	Facilities	\$10,000
Rotary Park Paint Bathrooms	Facilities	\$15,000
Rotary Park Replace Paver Walkways	Facilities	\$22,000
Rotary Park Replace Picnic tables	Facilities	\$11,000
Rotary Park Replace Play Structure	Facilities	\$7,000
Power Line Undergrounding	Power	\$180,000
	Facilities/Power	\$536,500
Mill and Overlay Walnut Avenue	Mobility	\$80,000
Warm Springs Road Reconfiguration (\$TBD)	Mobility	TBD
Downtown Core Sidewalk infill	Mobility	\$222,000
Sidewalk Curb and Gutter Repairs	Mobility	\$111,111
Mill and Overlay East Avenue	Mobility	\$600,000
Town Square Alley - asphalt	Mobility	\$50,000
	Mobility	\$1,063,111

Description	Department	Projected Cost
Reconfiguration of Upper/Lower Softball Fields	Recreation	\$50,000
John Deere Gator	Recreation	\$20,000
	Recreation	\$70,000
Patrol vehicle replacement	Police	\$57,000
Tasers (set of 4)	Police	\$14,000
City Share of Record Management System	Police	\$29,883
	Police	\$100,883
Elgin Eagle (2006) - Sweeper	Street/Equipment	\$250,000
	Street/Equipment	\$250,000
IT Upgrades	Technology	\$65,000
	Technology	\$65,000
Sustainability Infrastructure	Sustainability Infrastructure	\$50,000
	Sustainability Infrastructure	\$50,000
% for Art	% for Art	\$0
	% for Art	\$0
2024 Proposed Totals		\$3,095,248

Capital Improvement | FY25 Detail

Description	Department	Projected Cost
Firefighting EQ (tools)	Fire	\$14,860
PPE (turnout gear)	Fire	\$31,375
Radios (portable)	Fire	\$14,000
Medical (city provided)	Fire	\$4,000
Rescue (city provided)	Fire	\$24,800
Shop Tools	Fire	\$2,500
	Fire	\$91,535
Water Conservation Upgrades Cost Savings	Facilities	\$20,000
Atkinson Park Irrigation Upgrades	Facilities	\$25,000
Farnlun Park Irrigation Hookup	Facilities	\$10,000
Farnlun Park Potable Water	Facilities	\$15,000
Skate Park - Permanent Bathrooms	Facilities	\$125,000
Replace Trash Cans (Citywide)	Facilities	\$10,000
Town Square Upgrades	Facilities	\$120,000
Power Line Undergrounding	Power	\$180,000
	Facilities/Power	\$505,000
Lewis & Northwood - sidewalk, gutter, roadway (Engineering)	Mobility	\$200,000
Warm Springs lift area - sidewalk, gutter, roadway (Engineering)	Mobility	\$250,000
1st Avenue and 1st Street - Pedestrian Safety	Mobility	\$130,000
1st Avenue and 4th Street - Pedestrian Safety	Mobility	\$140,000
1st Avenue and 5th Street - Pedestrian Safety	Mobility	\$140,000
East Avenue and 2nd Street - Pedestrian Safety	Mobility	\$120,000
East Avenue and 5th Street - Pedestrian Safety	Mobility	\$130,000
SH-75 Pathway-North of Town (Construction)	Mobility	\$257,000
Downtown Core Sidewalk infill	Mobility	\$222,000
Sidewalk Curb and Gutter Repairs	Mobility	\$111,111
	Mobility	\$1,700,111

Description	Department	Projected Cost
New vehicle (hybrid)	Police	\$60,000
New handguns (12 units included)	Police	\$14,000
City Share of Record Management System	Police	\$29,883
	Police	\$103,883
Standby Generator	Street/Equipment	\$150,000
Elgin Geovac (2000) - Sweeper	Street/Equipment	\$300,000
140 Grader (TBD)	Street/Equipment	\$345,000
	Street/Equipment	\$795,000
IT Upgrades	Technology	\$65,000
	Technology	\$65,000
Sustainability Infrastructure	Sustainability Infrastructure	\$50,000
	Sustainability Infrastructure	\$50,000
% for Art	% for Art	\$0
	% for Art	\$0
2025 Proposed Totals		\$3,310,529

Capital Improvement | FY26 Detail

Description	Department	Projected Cost
Firefighting EQ (tools)	Fire	\$14,860
PPE (turnout gear)	Fire	\$31,375
Radios (portable)	Fire	\$14,000
Medical (city provided)	Fire	\$4,000
Rescue (city provided)	Fire	\$24,800
Shop Tools	Fire	\$2,500
	Fire	\$91,535
Atkinson Park Irrigation Upgrades	Facilities	\$25,000
Replace Trash Cans (Citywide)	Facilities	\$10,000
Power Line Undergrounding	Power	\$180,000
	Facilities/Power	\$215,000
Warm Springs Road and Saddle Road - Pedestrian Safety	Mobility	\$170,000
Downtown Core Sidewalk infill	Mobility	\$222,000
Sidewalk Curb and Gutter Repairs	Mobility	\$111,111
	Mobility	\$503,111
KPD 1424 Replacement	Police	\$60,000
City Share of Record Management System	Police	\$29,883
	Police	\$89,883
Elgin Pelican (2001) - Sweeper	Street/Equipment	\$300,000
New Snow Blower	Street/Equipment	\$850,000
Sand Storage Building	Street/Equipment	\$200,000
	Street/Equipment	\$1,350,000
IT Upgrades	Technology	\$65,000
	Technology	\$65,000
Sustainability Infrastructure	Sustainability Infrastructure	\$50,000
	Sustainability Infrastructure	\$50,000
% for Art	% for Art	\$0
	% for Art	\$0
2026 Proposed Totals		\$2,364,529

Capital Improvement | FY27 Detail

Description	Department	Projected Cost
Firefighting EQ (tools)	Fire	\$14,860
PPE (turnout gear)	Fire	\$31,375
Radios (portable)	Fire	\$14,000
Medical (city provided)	Fire	\$4,000
Rescue (city provided)	Fire	\$24,800
Shop Tools	Fire	\$2,500
	Fire	\$91,535
Replace Trash Cans (Citywide)	Facilities	\$10,000
Power Line Undergrounding	Power	\$180,000
	Facilities/Power	\$190,000
Downtown Core Sidewalk infill	Mobility	\$222,000
Sidewalk Curb and Gutter Repairs	Mobility	\$111,111
	Mobility	\$333,111
Zamboni	Recreation	\$40,000
	Recreation	\$40,000
Rifle Replacements (18 Units)	Police	\$18,000
City Share of Record Management System	Police	\$29,883
Vehicle Purchase	Police	\$60,000
	Police	\$107,883
IT Upgrades	Technology	\$65,000
	Technology	\$65,000
Sustainability Infrastructure	Sustainability Infrastructure	\$50,000
	Sustainability Infrastructure	\$50,000
% for Art	% for Art	\$289
	% for Art	\$289
2027 Proposed Totals		\$877,818



Enterprise Funds



The Water Division of the Utilities Department is responsible for providing potable water to the residents and businesses of Ketchum. The division operates several well sites and reservoirs throughout the city. The division also reads meters, repairs meters, supervises the installation of water taps, and processes utility billing.

Fiscal Year 2022 Highlights

- A 4.9% percent rate adjustment would be necessary to fund expenses should the Council prefer not to access fund balance.
- Most significant increase in capital is associated with an emergency power generator (\$250,000 estimate).
- No significant changes to operating expenses.

Personnel:

- No changes.

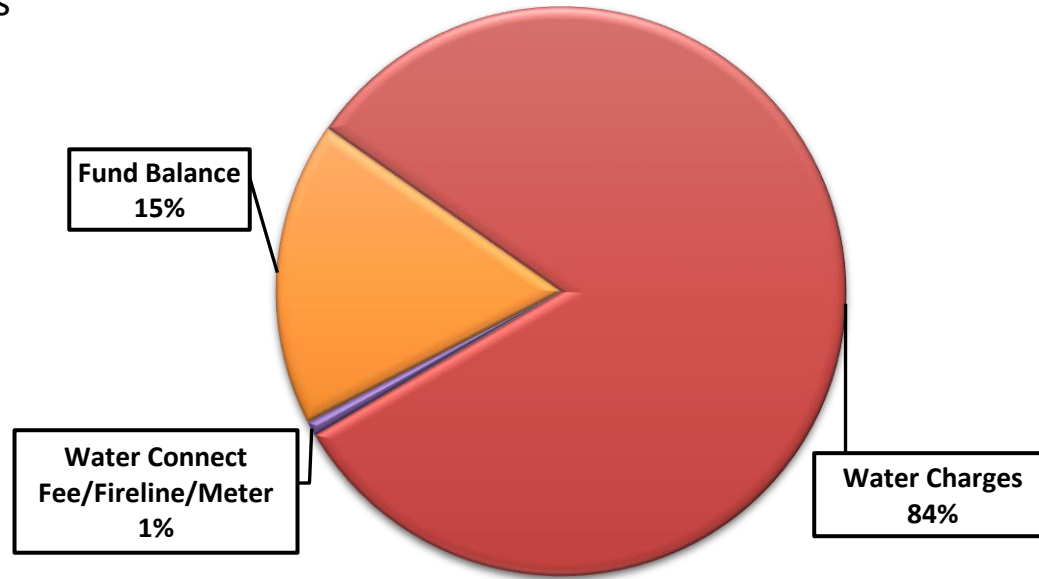
Fiscal Year 2023 Highlights

- Proposed new tiered rate structure to promote water conservation.
- Increase funding to implement multi-year Capital Improvement Plan.

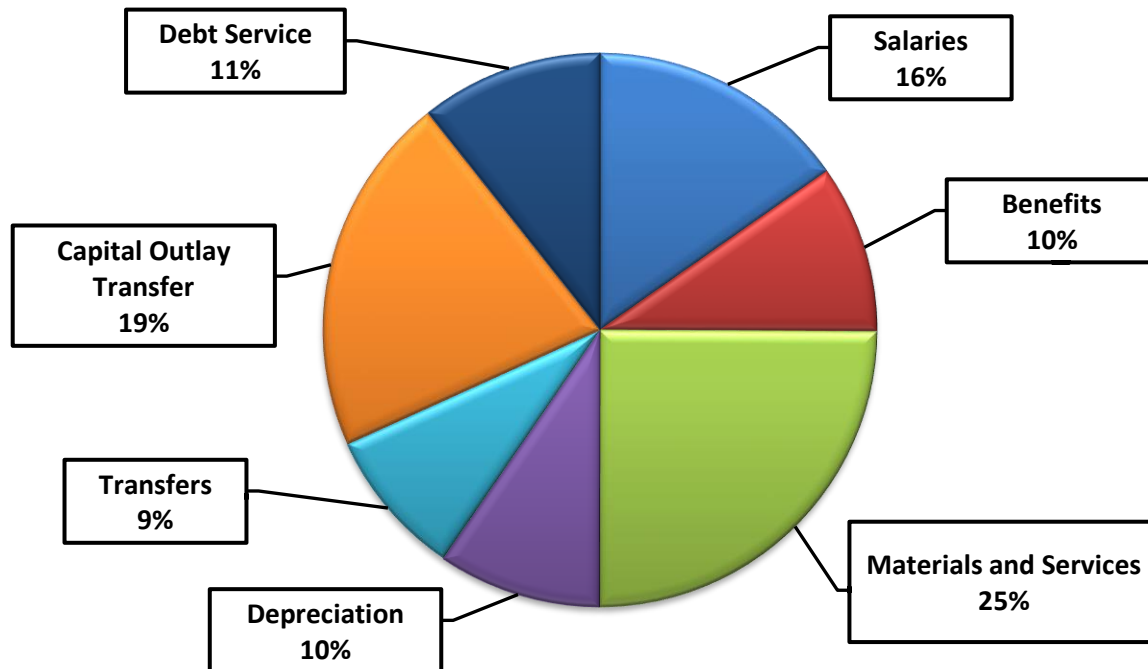
Personnel:

- No changes.

FY23 Water Resources



FY 2023 Water Requirements



Water Division Revenues & Expenditures

	FY 2021 Audited Actuals	FY 2022 Adopted Budget	FY 2022 Actuals	FY 2023 Proposed Budget			FY 2021 Audited Actuals	FY 2022 Adopted Budget	FY 2022 Actuals	FY 2023 Proposed Budget
Revenues						Expenditures				
WATER	2,286,824	2,469,632	1,052,487	2,815,101		WATER	2,065,612	2,469,632	1,210,799	2,815,101
	FY 2021 Audited Actuals	FY 2022 Adopted Budget	FY 2022 Actuals	FY 2023 Proposed Budget			FY 2021 Audited Actuals	FY 2022 Adopted Budget	FY 2022 Actuals	FY 2023 Proposed Budget
Revenues						Expenditures				
1. WATER CHARGES	2,247,669	2,436,632	1,006,081	2,357,768	1.	SALARIES	283,901	439,285	218,785	441,535
2. WA CONNECT FEE/FIRELINE/METER	13,853	23,000	10,289	23,000	2.	BENEFITS	159,540	284,482	110,860	283,764
3. WATER INSPECTION FEES	-	-	-	-	3.	MATERIALS AND SERVICES	434,492	683,844	315,282	721,193
4. INTEREST EARNINGS	5,383	10,000	2,911	10,000	4.	DEPRECIATION	268,051	-	-	275,000
5. REFUNDS & REIMBURSEMENTS	(1,321)	-	32,012	-	5.	TRANSFERS	791,359	-	503,289	251,365
6. MISCELLANEOUS REVENUE	1,863	-	1,194	2,500	6.	CAPITAL OUTLAY TRANSFER	523,308	754,934	-	534,000
7. GAIN(LOSS) ON PENSION ACTIVITY	19,378	-	-	-	7.	DEBT SERVICE	128,269	307,087	62,583	308,244
7. FUND BALANCE	0	-	-	421,833		Total Expenditures	2,588,921	2,469,632	1,210,799	2,815,101
Total Revenue less Transfers	2,286,824	2,469,632	1,052,487	2,815,101						
Transfers	-	-	-	-		Funding Requests				
Total Revenue	2,286,824	2,469,632	1,052,487	2,815,101	1.					
					2.					
Total Revenue	2,286,824	2,469,632	1,052,487	2,815,101						
						Sub-total	-	-	-	-
Total Expenditures	2,588,921	2,469,632	1,210,799	2,815,101		Total Expenditures	2,588,921	2,469,632	1,210,799	2,815,101
Total Revenue Over/(Under)	(302,096)	0	(158,312)	0						

Water Fund Expenditures

	FY 2020 AUDITED	FY 2021 AUDITED	FY 2022 ADOPTED	FY 2023 PROPOSED	NOTES
	ACTUALS	ACTUALS	BUDGET	BUDGET	
1. WATER	1,821,197.96	1,937,343.24	2,162,544.93	2,506,856.71	
1.1. PERSONAL SERVICES	407,151.12	443,441.20	723,766.93	725,298.71	
1000-SALARIES-WATER	243,688.14	261,012.45	408,285.00	410,535.00	
1800-PAY DIFFERENTIAL	19,246.52	18,643.78	20,000.00	20,000.00	
1900-OVERTIME	10,346.36	4,244.74	11,000.00	11,000.00	
2100-FICA TAXES-CITY	20,159.99	22,628.27	33,605.30	33,777.43	
2200-STATE RETIREMENT-CITY	31,759.87	33,078.89	52,450.63	52,719.28	
2400-WORKMEN'S COMPENSATION-CITY	5,528.76	7,009.01	8,828.00	8,074.00	
2500-HEALTH INSURANCE-CITY	69,079.62	68,697.90	163,454.00	169,019.00	
2505-HEALTH REIMBURSEMENT ACCT(HRA)	2,642.19	1,685.84	9,417.00	8,529.00	
2510-DENTAL INSURANCE-CITY	2,656.08	2,632.11	4,585.00	5,789.00	
2515-VISION REIMBURSEMENT ACCT(HRA)	995.85	771.37	4,350.00	4,050.00	
2600-LONG TERM DISABILITY	1,047.74	1,019.88	1,796.00	1,806.00	
2700-VACATION/SICK ACCRUAL PAYOUT	-	22,016.96	-	-	
2710-VACATION/COMPENSATION PAYOUT	-	-	-	-	
2760-EMPLOYEE HOUSING SUBSIDY	-	-	-	-	
2800-STATE UNEMPLOYMENT INSURANCE	-	-	5,996.00	-	no seasonal employees
1.2. MATERIALS AND SERVICES	455,030.61	428,742.36	683,844.00	721,193.00	
3100-OFFICE SUPPLIES & POSTAGE	484.07	1,118.31	2,000.00	2,000.00	
3120-DATA PROCESSING	5,177.84	5,154.85	7,100.00	7,100.00	
3200-OPERATING SUPPLIES	11,942.91	12,923.03	15,000.00	16,500.00	
3250-LABORATORY/ANALYSIS	5,442.00	2,855.50	4,000.00	4,000.00	
3400-MINOR EQUIPMENT	817.71	1,069.43	2,000.00	2,500.00	
3500-MOTOR FUELS & LUBRICANTS	7,074.09	10,306.26	15,000.00	18,000.00	
3600-COMPUTER SOFTWARE	2,905.90	5,193.40	8,000.00	10,000.00	
3800-CHEMICALS	7,956.22	6,754.61	12,000.00	12,000.00	
4200-PROFESSIONAL SERVICES	63,348.92	13,442.82	170,000.00	170,000.00	
4300-STATE & WA DISTRICT FEES	8,138.50	10,714.00	15,000.00	17,000.00	
4600-INSURANCE	14,000.00	14,000.00	14,000.00	14,000.00	
4800-DUES, SUBSCRIPTIONS, & MEMBERS	-	-	8,000.00	8,000.00	
4900-PERSONNEL TRAINING/TRAVEL/MTG	2,226.92	1,423.89	5,000.00	8,000.00	
5000-ADMINISTRATIVE EXPENSE-GEN FND	102,999.99	106,090.00	109,273.00	91,761.00	used Mat&Svc Distribution Cal worksheet
5100-TELEPHONE & COMMUNICATIONS	5,022.05	4,592.16	9,620.00	13,500.00	
5200-UTILITIES	96,248.68	111,728.77	115,500.00	120,000.00	
5500-RIGHT-OF-WAY FEE (STREET DEPT)	89,000.00	91,446.00	112,351.00	121,832.00	5% of user fees 01-3100-6130
6000-REPAIR & MAINT-AUTO EQUIP	2,535.10	5,332.63	10,000.00	15,000.00	
6100-REPAIR & MAINT-MACH & EQUIP	29,709.71	23,746.70	40,000.00	60,000.00	
6910-OTHER PURCHASED SERVICES	-	850.00	10,000.00	10,000.00	

Water Fund Expenditures, cont.

3. CAPITAL OUTLAY	266,588.85	273,800.68	-	275,000.00	
7100-WATER EASEMENTS, LAND, ETC	5,750.00	5,750.00	-	-	
7900-DEPRECIATION EXPENSE	260,838.85	268,050.68	-	275,000.00	
4. OTHER EXPENDITURES	692,427.38	791,359.00	754,934.00	785,365.00	
8801-REIMBURSE CITY GENERAL FUND	271,040.39	279,172.00	287,547.00	233,365.00	used Mat&Svc Distribution Cal worksheet
8803-REIMBURSE GF CIP-TECH/LEASING	6,387.00	6,387.00	6,387.00		included in 8801
8864-TRANSFER TO WA CAPITAL IMP FND	414,999.99	505,800.00	461,000.00	534,000.00	
9930-WATER FUND OP. CONTINGENCY	-	-	-	18,000.00	bonus program
2. WATER DEBT SERVICE EXP	131,793.70	128,269.16	307,087.00	308,244.00	
2. MATERIALS AND SERVICES	450.00	450.00	500.00	500.00	
4200-PROF.SERVICES-PAYING AGENT	450.00	450.00	500.00	500.00	
4. OTHER EXPENDITURES	131,343.70	127,819.16	306,587.00	307,744.00	
8300-DEBT SRVC ACCT PRINCIPAL-2015B	(115,000.00)	(121,000.00)	30,000.00	30,000.00	
8400-DEBT SRVC ACCT INTEREST-2015B	109,411.82	108,426.13	107,675.00	106,475.00	
8600-DEBT SRVC ACCT PRINCIPAL-2016	115,000.00	121,000.00	152,000.00	157,000.00	
8700-DEBT SRVC ACCT INTEREST-2016	21,931.88	19,393.03	16,912.00	14,269.00	
Grand Total	1,952,991.66	2,065,612.40	2,469,631.93	2,815,100.71	

Water Division CIP

	FY21 Actuals	FY 2022 Adopted Budget	FY 2022 Actuals	FY 2023 Proposed Budget			FY 2021 Audited Actuals	FY 2022 Adopted Budget	FY 2022 Actuals	FY 2023 Proposed Budget
WATER CIP	650,162	487,000	436,309	559,000		WATER CIP	525,726	487,000	-	559,000
Revenues	FY21 Actuals	FY 2022 Adopted Budget	FY 2022 Actuals	FY 2023 Proposed Budget		Expenditures	FY 2021 Audited Actuals	FY 2022 Adopted Budget	FY 2022 Actuals	FY 2023 Proposed Budget
1. WATER CONNECTION FEES	144,027	25,000	131,824	25,000		1. MISC SERVICES & CHARGES	-	-	-	19,000
2. INTEREST EARNINGS	335	1,000	167	-		2. AUTOMOTIVE EQUIPMENT	-	35,000	-	30,000
3. TRANSFER FROM WATER FUND	505,800	461,000	307,333	534,000		3. MACHINERY AND EQUIPMENT	59,173	72,000	-	150,000
4.						4. WATER METERS	62,303	50,000	36,506	50,000
						5. WATER METER REPLACEMENT	6,722	20,000	19,283	50,000
Total Revenue less Transfers	650,162	487,000	439,324	559,000		6. CONSTRUCTION	46,850	60,000	2,298	60,000
Transfers	-	-	-	-		7. KETCHUM SPRING WA CONVERSION	337,118	-	197,967	-
Total Revenue	650,162	487,000	439,324	559,000		8. NEW STAND-BY GENERATOR WA/ADM.	13,560	250,000	5,700	200,000
						Total Expenditures	525,726	487,000	261,755	559,000
Funding Requests						Funding Requests				
1.						1.				
2.						2.				
Sub-total	-	-	-	-		Sub-total	-	-	-	-
Total Revenue with Changes	650,162	487,000	439,324	559,000		Total Expenditures	525,726	487,000	261,755	559,000
Total Expenditures with Changes	525,726	487,000	261,755	559,000						
Total Revenue Over/Under	124,437	-	177,569	-						

Row Labels	FY 2020 AUDITED ACTUALS	FY 2021 AUDITED ACTUALS	FY 2022 ADOPTED BUDGET	FY 2023 PROPOSED BUDGET
3. WATER CIP	408,637.53	525,725.60	522,000.00	559,000.00
3. CAPITAL OUTLAY	408,637.53	525,725.60	522,000.00	559,000.00
6900-MISC SERVICES & CHARGES	-	-	-	19,000.00
7500-AUTOMOTIVE EQUIPMENT	-	-	-	30,000.00
7600-MACHINERY AND EQUIPMENT	11,254.53	59,172.55	72,000.00	150,000.00
7650-WATER METERS	19,624.47	62,303.40	25,000.00	50,000.00
7653-WATER METER REPLACEMENT	4,537.17	6,721.58	5,000.00	50,000.00
7800-CONSTRUCTION	39,104.66	46,850.04	50,000.00	60,000.00
7802-KETCHUM SPRING WA CONVERSION	334,116.70	337,118.03	350,000.00	-
7806-NEW STAND-BY GENERATOR WA/ADM.	-	13,560.00	20,000.00	200,000.00
Grand Total	408,637.53	525,725.60	522,000.00	559,000.00

Water Division CIP Detail

FY 2023				FY 2024				FY 2025				
Project/ Purchase Item			Cost:	Project/ Purchase Item			Cost:	Project/ Purchase Item			Cost:	
Atkinsons Park/Parkway ML Ext. (Possibly done in FY 21-22)			\$ 19,000.00	S. HWY 75 to Boulder Court ML Ext.			\$ 66,500.00	Engineering Trail Creek ML/Well			\$ 50,000.00	
NW Well backup Generator- Possible transfer from 2021/22 budget			\$200,000.00	New 1/2 ton work truck			\$ 30,000.00	New 3/4 ton Truck			\$ 35,000.00	
New 908 Loader w/blower and forks: Quote \$135,849.32 + 10% Inflation			\$150,000.00	New Vac trailer system			\$ 75,000.00	Water Ops Backup Genaerator			\$130,000.00	
New 1/2 ton work truck			\$ 30,000.00	Aquire Sherthanner Well				Aquire Sherthanner Well				
				S Wyakkin to Boulder Court ML Ext.			\$ 71,250.00					
Aquire Sherthanner Well												
64-4340-7500 Automotive Equipment				64-4340-7500 Automotive Equipment				64-4340-7500 Automotive Equipment				
64-4340-7600 Machinery & Equipment				64-4340-7600 Machinery & Equipment				64-4340-7600 Machinery & Equipment				
64-4340-7650 Water Meters			\$ 50,000.00	64-4340-7650 Water Meters			\$ 50,000.00	64-4340-7650 Water Meters			\$ 50,000.00	
64-4340-7653 Water Meter Replacement			\$ 50,000.00	64-4340-7653 Water Meter Replacement			\$ 50,000.00	64-4340-7653 Water Meter Replacement			\$ 50,000.00	
64-4340-7800 Construction			\$ 60,000.00	64-4340-7800 Construction			\$ 60,000.00	64-4340-7800 Construction			\$ 60,000.00	
			Total:	\$559,000.00			Total:	\$ 402,750.00			Total:	\$ 375,000.00
FY 2026				FY2027								
Project/ Purchase Item			Cost:	Project/ Purchase Item			Cost:					
Aquire Sherthanner Well				Aquire Sherthanner Well								
Start Sun Peak well Process				Trail Creek Mainline Construction			\$ 380,000.00					
Trail Creek Mainline Construction			\$380,000.00	Trail Creek Well, Re-build			\$ 500,000.00					
				Start Sun Peak well Process								
64-4340-7500 Automotive Equipment				64-4340-7500 Automotive Equipment								
64-4340-7600 Machinery & Equipment				64-4340-7600 Machinery & Equipment								
64-4340-7650 Water Meters			\$ 50,000.00	64-4340-7650 Water Meters			\$ 50,000.00					
64-4340-7653 Water Meter Replacement			\$ 50,000.00	64-4340-7653 Water Meter Replacement			\$ 50,000.00					
64-4340-7800 Construction			\$ 60,000.00	64-4340-7800 Construction			\$ 60,000.00					
			Total:	\$540,000.00			Total:	\$1,040,000.00				



The Wastewater Division of the Utilities Department is responsible for collecting and treating domestic wastewater. The Sun Valley Water and Sewer District and the City of Ketchum own the wastewater treatment facility. The division operates the wastewater treatment plant and maintains the collection system in the City of Ketchum.

Fiscal Year 2022 Highlights

- A 4.9% rate adjustment would be necessary to fund expenses should the Council prefer not to access fund balance.
- The most significant change in the capital improvement budget is an allocation of \$500,000 for a new VAC truck. This expense would be split equally with the Sun Valley Water and Sewer District.

Personnel:

- No changes.

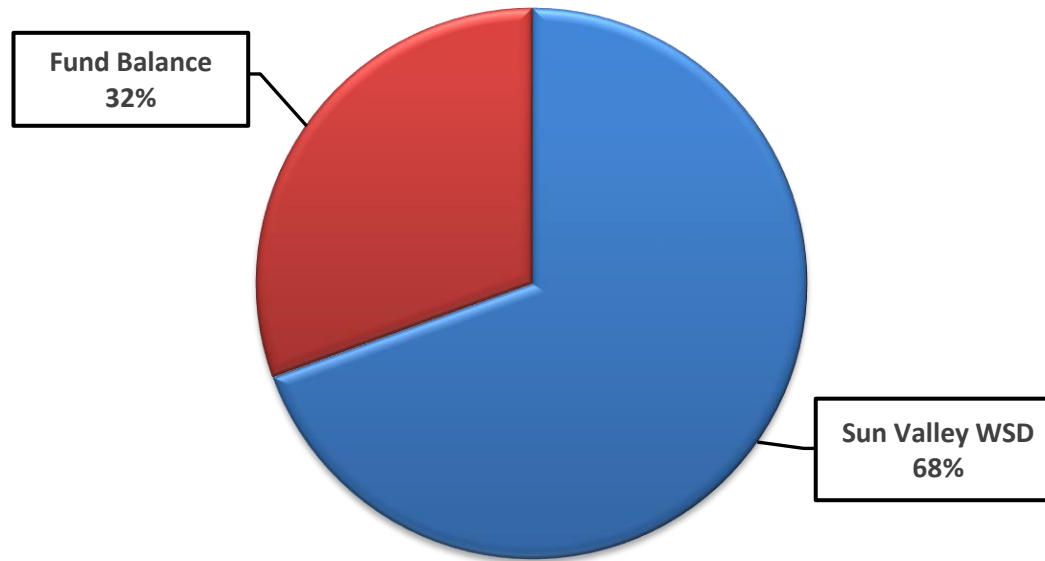
Fiscal Year 2023 Highlights

- HDR has recently completed a draft Facility Plan to guide investment at the treatment plant for next 20 years.
- City has retained a financial advisor to develop detailed cash flow analysis and revenue bond scenarios to determine proper blend of rate increases and debt issuance.
- Draft budget assumes at least a 7% rate increase.

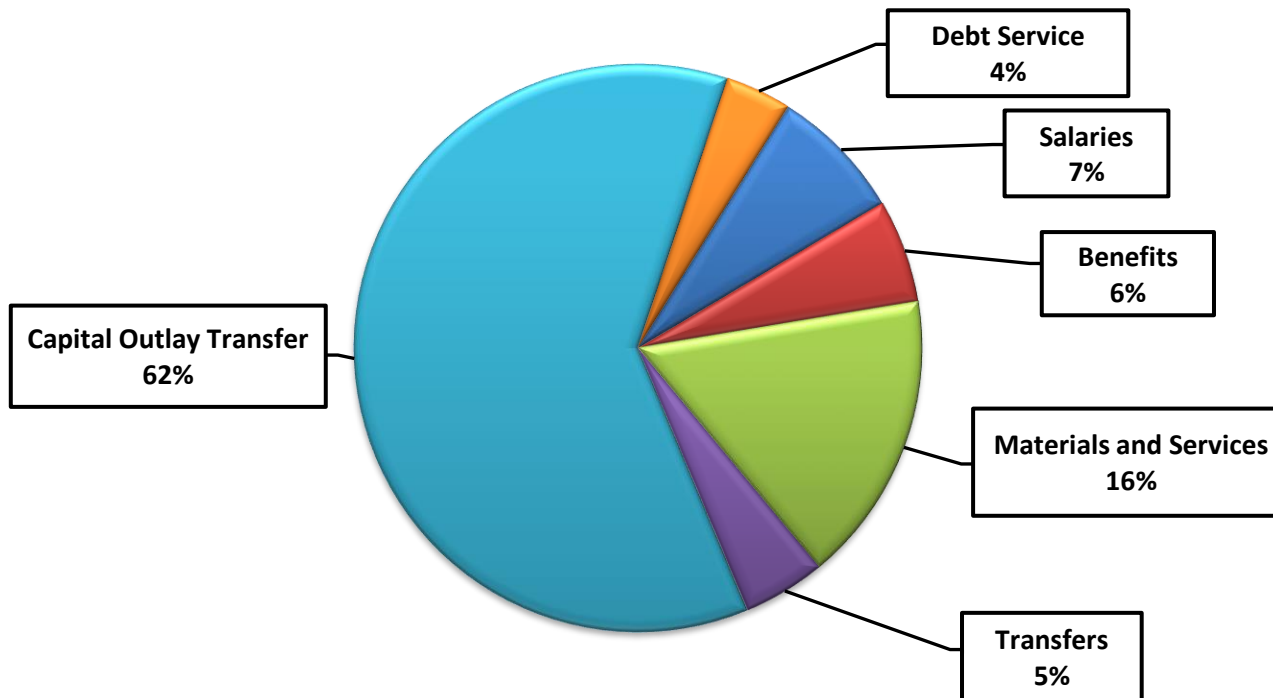
Personnel:

- No changes.

FY 2023 Wastewater Resources



FY 2023 Wastewater Requirements



Wastewater Division Revenues & Expenditures

	FY 2021 Audited Actuals	FY 2022 Adopted Budget	FY 2022 Actuals	FY 2023 Proposed Budget		FY 2021 Audited Actuals	FY 2022 Adopted Budget	FY 2022 Actuals	FY 2023 Proposed Budget
Revenues					Expenditures				
WASTEWATER	2,858,171	3,591,419	2,060,417	6,868,120	WASTEWATER	2,460,185	3,259,625	2,050,962	6,868,120
	FY 2021 Audited Actuals	FY 2022 Adopted Budget	FY 2022 Actuals	FY 2023 Proposed Budget		FY 2021 Audited Actuals	FY 2022 Adopted Budget	FY 2022 Actuals	FY 2023 Proposed Budget
Revenues					Expenditures				
1. WASTEWATER CHARGES	2,297,441	2,432,485	1,614,970	2,602,759	1. SALARIES	394,219	464,605	334,233	517,130
2. WASTEWATER INSPECTION FEES	720	-	640	-	2. BENEFITS	294,775	358,665	243,178	399,567
3. SUN VALLEY WA & SW DISTRICT CH	540,789	1,151,934	441,649	2,906,163	3. MATERIALS AND SERVICES	988,370	715,928	477,443	1,128,600
4. INTEREST EARNINGS	5,564	7,000	3,158	7,000	4. TRANSFERS	286,801	-	196,784	319,233
5. REFUNDS & REIMBURSEMENTS	(5,956)	-	-	-	5. CAPITAL OUTLAY TRANSFER	440,000	1,459,176	776,000	4,248,090
6. AMORTIZED BOND PREMIUM	19,449	-	-	-	6. DEBT SERVICE	56,020	261,250	23,323	255,500
8. FUND BALANCE	-	-	-	1,352,198	Total Expenditures	2,460,185	3,259,625	2,050,962	6,868,120
7. GAIN(LOSS) ON PENSION ACTIVITY	164	-	-	-					
Total Revenue less Transfers	2,858,171	3,591,419	2,060,417	6,868,120					
Transfers	-	-	-	-					
Total Revenue	2,858,171	3,591,419	2,060,417	6,868,120					
Funding Requests					Funding Requests				
1.					1.				
Sub-total	-	-	-	-	Sub-total	-	-	-	-
Total Revenue with Changes	2,858,171	3,591,419	2,060,417	6,868,120	Total Expenditures	2,460,185	3,259,625	2,050,962	6,868,120
Total Expenditures with Changes	2,460,185	3,259,625	2,050,962	6,868,120					
Total Revenue Over/Under	397,986	331,795	9,455	0					

Wastewater Division Expenditures

	FY 2020 AUDITED ACTUALS	FY 2021 AUDITED ACTUALS	FY 2022 ADOPTED BUDGET	FY 2023 PROPOSED BUDGET	NOTES
1. WASTEWATER	618,301.77	688,994.51	823,270.12	916,696.77	
1. PERSONAL SERVICES	618,301.77	688,994.51	823,270.12	916,696.77	
1000-SALARIES	336,005.14	363,449.55	427,732.00	480,257.00	
1800-PAY DIFFERENTIAL	17,329.96	14,820.34	22,968.00	22,968.00	
1900-OVERTIME	11,668.67	15,949.41	13,905.00	13,905.00	
2100-FICA TAXES-CITY	26,984.68	28,741.49	35,542.28	39,560.45	
2200-STATE RETIREMENT-CITY	42,868.89	46,105.46	55,473.84	61,745.32	
2400-WORKER'S COMPENSATION-CITY	5,475.80	6,326.61	8,412.00	9,445.00	
2500-HEALTH INSURANCE-CITY	159,438.13	195,647.75	230,481.00	264,310.00	
2505-HEALTH REIMBURSEMENT ACCT(HRA)	4,594.12	7,982.96	10,617.00	11,504.00	
2510-DENTAL INSURANCE-CITY	4,133.42	4,719.92	5,189.00	5,789.00	
2515-VISION REIMBURSEMENT ACCT(HRA)	5,133.51	3,786.60	4,800.00	5,100.00	
2600-LONG TERM DISABILITY	1,443.85	1,464.42	1,882.00	2,113.00	
2700-VACATION/SICK ACCRUAL PAYOUT	3,225.60	-	-		
2800-STATE UNEMPLOYMENT INSURANCE	-	-	6,268.00	-	no seasonal employees
2. MATERIALS AND SERVICES	543,725.00	658,979.62	715,928.42	779,600.00	
3100-OFFICE SUPPLIES & POSTAGE	376.33	483.62	700.00	700.00	
3120-DATA PROCESSING	7,766.74	7,730.73	8,000.00	8,500.00	
3200-OPERATING SUPPLIES	10,742.34	14,111.21	11,000.00	14,000.00	
3400-MINOR EQUIPMENT	981.12	607.03	1,000.00	1,100.00	
3500-MOTOR FUELS & LUBRICANTS	9,482.32	8,282.55	9,500.00	14,025.00	
3600-COMPUTER SOFTWARE	1,800.00	5,775.90	2,500.00	1,300.00	
3800-CHEMICALS	46,120.99	72,425.14	67,000.00	79,500.00	
4200-PROFESSIONAL SERVICES	31,501.96	43,802.41	48,950.00	54,500.00	
4201-IPDES PERMITS	3,711.42	2,747.46	3,711.42	3,711.00	
4600-INSURANCE	32,000.00	32,000.00	32,000.00	32,000.00	
4900-PERSONNEL TRAINING/TRAVEL/MTG	3,577.33	2,749.63	2,500.00	3,715.00	
5000-ADMINSTRATIVE EXP - GEN FUND	141,891.76	146,149.00	150,533.00	125,525.00	used Mat & Svc Distr Calc worksheet
5100- TELEPHONE & COMMUNICATION	2,648.03	2,449.59	4,000.00	7,500.00	
5200-UTILITIES	106,063.14	126,493.79	135,000.00	175,000.00	
5500-RIGHT-OF-WAY FEE (STREET DEPT)	81,050.00	83,481.00	115,934.00	121,624.00	5% of user fees 01-3100-6140
6000-REPAIR & MAINT - AUTO EQUIP	10,247.38	8,020.87	9,000.00	7,500.00	
6100-REPAIR & MAIN - MACH & EQUIP	40,432.21	77,357.47	65,000.00	75,000.00	
6150-OHIO GULCH REPARY & REPLACE	130.00	17.25	1,000.00	1,000.00	
6900-COLLECTION SYSTEM SERVICES/CHA	13,201.93	24,294.97	48,600.00	53,400.00	

Wastewater Division Expenditures, cont.

3. WASTEWATER	329,788.49	329,390.44	-	330,000.00	
3. CAPITAL OUTLAY	329,788.49	329,390.44	-	330,000.00	
7900-DEPRECIATION EXPENSE	329,788.49	329,390.44	-	330,000.00	used Mat & Svc Distr Calc worksheet
4. WASTEWATER	878,669.39	726,801.00	1,459,176.00	4,586,323.00	included in 8801
4. OTHER EXPENDITURES	878,669.39	726,801.00	1,459,176.00	4,586,323.00	-
8801-REIMBURSE CITY GENERAL FUND	271,040.39	279,172.00	287,547.00	319,233.00	
8803-REIMBURSE GF CIP-TECH/LEASING	7,629.00	7,629.00	7,629.00		
8863-REIMBURSE WATER COLLECTION SYS	200,000.01	0.00	-	-	
8867-TRANSFER TO WW CAP IMP FUND	399,999.99	440,000.00	1,164,000.00	4,248,090.00	
9930-CONTINGENCY	-	-	-	19,000.00	bonus program
5. WASTEWATER DEBT SERVICE EXP	65,340.13	56,019.77	261,250.00	255,500.00	-
2. MATERIALS AND SERVICES	450.00	450.00	500.00	500.00	-
4200-PROFESSIONAL SERVICES-PAYING AGENT	450.00	450.00	500.00	500.00	-
4. OTHER EXPENDITURES	64,890.13	55,569.77	260,750.00	255,000.00	
8300-DEBT SRVC ACCT PRNCPL-2014C	-	(0.26)	215,000.00	220,000.00	
8400-DEBT SRVE ACCT INTEREST-2014C	64,890.13	55,570.03	45,750.00	35,000.00	
Grand Total	2,435,824.78	2,460,185.34	3,259,624.54	6,868,119.77	

Wastewater Division CIP

	FY 2021 Audited Actuals	FY 2022 Adopted Budget	FY 2022 Actuals	FY 2023 Proposed Budget		FY 2021 Audited Actuals	FY 2022 Adopted Budget	FY 2022 Actuals	FY 2023 Proposed Budget
WASTEWATER CIP	536,022	1,206,000	862,194		WASTEWATER CIP	46,404	1,206,000	543,236	
Revenues	FY21 Actuals	FY 2022 Adopted Budget	FY 2022 Actuals	FY 2023 Proposed Budget	Expenditures	FY 2021 Audited Actuals	FY 2022 Adopted Budget	FY 2022 Actuals	FY 2023 Proposed Budget
					1. BOB CAT UW56 TOOLCAT	273	50,000	2,242	-
1. IMPACT FEES	7,511	-	-	-	2. SEWER VAC TRUCK	-	500,000	448,507	-
2. WASTEWATER CONNECTION FEES	87,630	40,000	85,439	40,000	3. CONSTRUCTION	1,043	500,000	29,760	-
3. INTEREST EARNINGS	881	2,000	755	500	4. ENERGY EFFICIENCY PROJECTS	275	-	-	50,000
4. TRANSFER FROM WASTEWATER FUND		1,164,000	776,000	4,207,590	5. HEADWORKS CONSTR. & EQUIP.	-	-	-	-
5. FUND BALANCE				-	6. CAPITAL FACILITY PLAN	44,814	50,000	62,728	75,000
Total Revenue less Transfers	96,022	1,206,000	862,194	4,248,090	7. MICROSCOPE	-	6,000	-	-
Transfers	-	-	-	-	8. CAPITAL IMP PLAN(NO SHARING)	-	100,000	-	1,016,610
Total Revenue	96,022	1,206,000	862,194	4,248,090	9. AERATION BASINS - ANOXIC AND	-	-	-	2,185,660
					10. AERATION BASINS BLOWERS & EL	-	-	-	210,120
Funding Requests					11. UPGRADE FILTER PLC	-	-	-	710,700
1.					Total Expenditures	46,404	1,206,000	543,236	4,248,090
Sub-total	-	-	-	-	Funding Requests				
Total Revenue with Changes	96,022	1,206,000	862,194	4,248,090	1.				
Total Expenditures with Changes	46,404	1,206,000	543,236	4,248,090	Sub-total	-	-	-	-
Total Revenue Over/Under	49,618	-	318,958	-	Total Expenditures	46,404	1,206,000	543,236	4,248,090

WASTEWATER CIP	2020 AUDITED ACTUALS	FY 2021 AUDITED ACTUALS	FY 2022 ADOPTED BUDGET	FY 2023 PROPOSED BUDGET
3. CAPITAL OUTLAY	516,302	536,022	1,206,000	4,173,090
IMPACT FEES	80,785	7,511	-	-
INTEREST EARNINGS	2,655	881	2,000	500
TRANSFER FROM WASTEWATER FUND	400,000	440,000	1,164,000	4,132,590
WASTEWATER CONNECTION FEES	32,861	87,630	40,000	40,000
Grand Total	516,302	536,022	1,206,000	4,173,090

Wastewater Division CIP Detail

Project	Project Cost (2022 Dollars)	2022	2023	2024	2025	2026	2027	2028	2029	2030	2031
Aeration Basins - Anoxic and MLR (Nos. 3 & 4)	\$987,000		\$1,016,610								
Aeration Basin Blower Repair	\$65,000	\$65,000									
Grit Removal System	\$1,015,000										\$1,324,345
Aeration Basin Upgrades (Nos. 1 & 2)	\$2,140,000						\$1,240,423	\$1,277,636			
Rotary Drum Thickener & Dewatering Building	\$7,204,000			\$3,821,362	\$3,936,003						
Remove Digester No. 1 Building and New Flat Covers	\$690,000		\$710,700								
Clarifier No. 1 HVAC and Roof Repair	\$183,000			\$194,145							
Gravity Thickener & Transfer Building Demo	\$145,000				\$158,445						
Digester No. 2	\$2,648,000								\$1,085,569	\$1,118,136	\$1,151,680
Screw Press	\$1,527,000					\$1,718,652					
New & Replacement Digester Blowers	\$1,829,000								\$2,249,439		
Aeration Basin Blowers & Updated Electrical	\$6,626,000		\$2,185,660		\$1,849,987		\$1,276,361				
Replace Generator & MCC-3	\$1,263,000									\$1,599,931	
Pump Replacements	\$1,413,000						\$409,514				
Replace UV Equipment	\$1,694,000							\$2,022,725			
Upgrade PLC Hardware	\$1,356,000					\$1,526,190					
Upgrade Filter PLC	\$102,000		\$105,060								
Digester No. 1 Diffusers	\$250,000										\$326,193
Clarifier Mechanism No. 1 Replacement	\$553,000										
Upgrade Dewatering PLC	\$102,000										
Misc. Headworks Improvements	\$271,000						\$59,123				
Upgrade UV PLC	\$102,000		\$105,060								
Clarifier Mechanism No. 2 Replacement	\$454,000										
Ancillary Buildings	\$1,010,000										
Utility Tractor	\$67,000	\$67,000									
Sewer Cleaning "Vac" Truck	\$450,000	\$450,000									
Parking Lot Repaving	\$1,330,000					\$748,463					
Replace VFD's	\$1,564,000							\$933,749			
Outfall Clearing	\$167,000					\$93,980					

Annual Capital Costs | \$37,207,000 | \$582,000 | \$4,123,090 | \$4,015,507 | \$5,944,435 | \$4,087,285 | \$2,985,421 | \$4,234,109 | \$3,335,008 | \$2,718,066 | \$2,802,218

2032	2033	2034	2035	2036	2037	2038	2039	2040	2041	2042	Annualized Cost
											\$66,342
											\$4,369
											\$68,224
											\$143,842
											\$484,222
											\$46,379
											\$12,300
											\$9,746
											\$177,987
											\$102,638
											\$122,938
\$2,298,097											\$445,371
											\$84,893
\$474,738					\$550,352					\$638,009	\$94,976
											\$113,863
											\$91,144
											\$6,856
											\$16,804
\$743,186											\$37,170
			\$149,790								\$6,856
						\$353,035					\$18,215
											\$6,856
			\$666,714								\$30,516
	\$1,398,076										\$67,888
											\$4,503
											\$30,247
										\$1,201,064	\$89,397
						\$1,254,880					\$105,125
				\$126,301							\$11,225

\$3,516,021 | \$1,398,076 | \$0 | \$816,505 | \$126,301 | \$550,352 | \$1,607,916 | \$0 | \$0 | \$0 | \$1,839,073 | \$2,500,895



Development Services

The Development Services Trust Fund is an account established for bonds or other monies deposited as required by city ordinances for development projects. If projects do not fulfill their obligations, the funds may be withdrawn and used for mitigating any issues in connection to the development. In the vast majority of cases, the funds are returned to the applicant in full.

Parks and Recreation

The Parks and Recreation Trust Fund provides budget authority to receive and expend money obtained through grants, donations, and General Fund contributions. A new sub account was created to house donations made toward the Warm Springs Preserve. Federal law typically requires that money received through grants be segregated into separate funds and that the receipt and expenditure of such money be accounted separately from other city functions. The fund also provides an avenue to segregate donations to assure that such funds are spent in accordance with the instructions of donors.

Police

The Police Trust Fund provides budget authority to receive and expend money obtained through forfeitures and seized assets. Federal law requires that money received through such forfeitures be segregated into separate funds and that the receipt and expenditure of such money be accounted separately from other city functions. Federal law also limits the expenditure of such funds to specific uses, such as drug enforcement, education activities, and capital equipment or improvements.

Trust Funds

TRUST FUNDS	FY 2020 Audited Actuals	FY 2021 Audited Actuals	FY 2022 Adopted w/ Amendments	FY 2023 Proposed Budget
DEVELOPMENTAL				
REVENUE	246,869	100,355	150,000	150,000
EXPENDITURE	234,642	117,630	150,000	150,000
TOTAL	12,228	-17,275	0	0
PARKS				
REVENUE	15,634	92,369	127,050	1,279,956
EXPENDITURE	45,165	26,668	124,050	1,279,956
TOTAL	-29,531	65,702	3,000	0
POLICE				
REVENUE	1,615	441	96,000	7,500
EXPENDITURE	0	0	95,000	7,500
TOTAL	1,615	441	1,000	0



General Obligation and Debt Service Fund

The General Obligation and Debt Service Fund provides for debt service on the City's Series 2007 General Obligation (G.O.) Bonds that funded certain Streets Department capital equipment acquisitions as well as the Series 2020 General Obligation Bonds that are funding construction of the new station for the Fire and Rescue Department.

The 2007 G.O. Bonds were authorized by the requisite two-thirds of the voters at the election held on November 7, 2006, in the amount of \$1,550,000. Ordinance 1014 provides for the repayment of the bonds over a 14-year term. The final payment is scheduled for August 2021. Interest rates on the bonds vary from 3.72% to 4.43%.

The 2020 G.O. Bonds were authorized by the requisite two-thirds of the voters at the election held on November 5, 2019, in the amount of \$11,500,000. Ordinance 1201 provides for the repayment of the bonds over a 25-year term. The final payment is scheduled for September 2044. Interest rates on the bonds vary from 2.00% to 5.00% with a true interest cost of 1.92% over the life of the bonds.

Community Housing In-Lieu Fund

The purpose of the Community Housing In-Lieu Fund is to provide budget authority to administer the City's community housing in-lieu program. In-lieu funds are restricted for uses that advance community housing efforts.



City/County Housing Department (formerly the Mayor-Council Strategic Initiatives Fund)

The FY23 budget is a scaled down approach (\$848,349) for the first year of the Housing Action Plan due to the recent Local Option Tax vote not receiving voter approval. The draft budget assumes full utilization of the Strategic Initiatives Account and \$266,349 from General Fund – Fund Balance. This scope of work would be co-funded with Blaine County similar to the countywide sustainability approach.

In October of 2021, the city kicked off the process to create the Ketchum Housing Action Plan. The city created a community task force to assist in the creation of the plan. The task force held several meetings to provide feedback on the development of the plan. Staff held a series of meetings with potential implementing partners outlined in the plan to ensure alignment should the plan be approved and funded. Three phases of significant community engagement were conducted to solicit feedback on the development of the plan. City Council formally adopted the plan on May 9th.

Wagon Days Fund

The Wagon Days Fund provides budget authority to support the annual Wagon Days Celebration that takes place during the Labor Day weekend. The Wagon Days Celebration is funded through a mix donations, ticket and souvenir sales coupled with the Local Option Tax Fund.

Other Funds

OTHER FUNDS	FY 2020 Audited Actuals	FY 2021 Audited Actuals	FY 2022 Adopted w/ Amendments	FY 2023 Proposed Budget
GENERAL OBLIGATION FIRE BOND				
REVENUE	0	596,111	636,050	611,769
EXPENDITURE	0	611,679	636,050	611,769
TOTAL	0	-15,568	0	0
GENERAL OBLIGATION CONSTRUCTION FIRE BOND				
REVENUE	11,557,875	61,758	500,000	268,722
EXPENDITURE	1,749,242	9,054,420	500,000	268,722
TOTAL	9,808,633	-8,992,663	0	0
GENERAL OBLIGATION STREET BOND				
REVENUE	149,948	149,916	3,212	0
EXPENDITURE	149,836	149,835	3,212	0
TOTAL	112	81	0	0
IN-LIEU HOUSING				
REVENUE	40,906	577,953	2,822,050	305,000
EXPENDITURE	283,045	75,000	2,822,050	305,000
TOTAL	-242,139	502,953	0	0
CITY/COUNTY HOUSING				
REVENUE	0	0	864,099	848,349
EXPENDITURE	0	0	864,099	848,349
TOTAL	0	0	0	0
WAGON DAYS				
REVENUE	43,159	94,649	122,500	151,550
EXPENDITURE	15,693	99,391	122,500	151,550
TOTAL	27,466	-4,742	0	0



Appendixes:

I – Housing Budget

II – Water Fund Rate Model

III – Wastewater Fund Rate Model

IV – Contracts for Services



City of Ketchum

Agency Name: Idaho Dark Sky Alliance for the Central Idaho Dark Sky Reserve (CIDSR)
Project Name: Educational Outreach and Light Pollution Monitoring
Contact Person: Carol Cole
Address: PO Box 4903, Ketchum, ID 83340
Email: idahodarksky@gmail.com
Phone Number: Carol, 208-721-2303

Please provide the information requested below and return via email to aswindley@ketchumidaho.org by end of day, **Friday, April 22, 2022.**

- City Council’s Budget Strategic Session will be on June 27th
- The public hearing will be on July 18th, with the readings as follows:
 - 1st – August 1st | 2nd – August 15 | 3rd – September 6th

Feel free to expand the text fields. Supporting documents or any additional information for consideration are welcome as attachments.

If any of the below items do not apply to your request, please indicate with N/A.

1. Amount requested for fiscal year 2023: **\$2,500.00**
2. What percentage of your overall budget does the requested amount represent? **17 %**
Please submit a budget sheet for FY2021 and FY2022 that shows overall revenue and expenditures.

Funding Source	2023 Percent of Planned Budget \$16,000	2022 Percent of Total Budget \$12,200	2021 Percent of Total Budget \$2,800
Cities of Ketchum, Sun Valley, and Stanley	44% (requested)	50%	N/A
Blaine County	22% (requested)	25%	N/A
Stanley Chamber of Commerce	17% (confirmed)	15%	N/A
IDSA	17% (confirmed)	10%	100%

3. How would your program or project be impacted if it did not receive funding from the City or if funding were reduced? (Expand the box as needed or submit separately.)

Reduced funding would make it more difficult to maintain IDSA's education and outreach efforts that help residents and visitors to enjoy the stunning night sky and understand the importance of preserving the naturally dark nighttime environment within the Reserve.

Leveraging additional funds from the other cities and counties within the Reserve would be more challenging without the leadership and continued support from Ketchum as a related Dark Sky Community.

4. Does your program or project have a strategic/business plan in place? Yes _____ No X

If yes, please attach a copy upon submission.

(NOTE: The Idaho Dark Sky continues to use the Lightscape Management Plan required by the International Dark-Sky Assn to guide our outreach and monitoring efforts.)

5. If you received funds from the City in fiscal year 2022, please provide specific examples of how those funds were used to benefit the community. (Expand the box as needed or submit separately.)

- Collaborated with BSU to secure multi-year funding through NASA's Science Activation Program to provide STEM outreach and education opportunities. BSU students in the AstroTAC program will provide astronomy and STEM presentations in classrooms and community -based events.
- Provided astronomy information, dark sky friendly lighting displays and telescope viewing (including views of Saturn's moons!) at Solstice Celebrations at Ketchum Town Square
- Worked with the CINSS, the local observing group to host stargazing nights for local residents and with Hotel Ketchum to host two dark sky events for guests
- Worked with City Staff on required sky quality monitoring to maintain Dark Sky Reserve status for CIDSR and Dark Sky Community status for the City.
- Working on upcoming programs in Ketchum and other Wood River locations during the summer 2022 season with the CIDSR Astronomer in Residence

6. If you receive funds from the City in fiscal year 2023, please provide specific goals set by your organization. (Expand the box as needed or submit separately.)

- Since 2017 the Reserve has offered a range of presentations led by astronomers and other subject matter experts. To supplement and expand upon these efforts, the Alliance will continue to provide programs for local organizations, schools and civic groups.
- Develop and install dark sky interpretive signs throughout the Reserve to provide information about astronomy, the importance of dark night sky to maintaining healthy ecosystems, and dark sky friendly outdoor lighting.
- Provide information for local tourism organizations (local Chambers of Commerce, Visit Sun Valley, local outfitters, lodging providers) about the economic benefits of astro-tourism
- Continue work with BSU AstroTAC students to provide outreach programs for schools and other organizations
- Work with students from UCLA’s Institute of the Environment and Sustainability in June to collect Sky Quality data for local use and to maintain Dark Sky designation for both CIDSR and Ketchum.
- Recruit and train a volunteer night sky monitoring group, including local teachers and other interested residents, to assist the Reserve and the City with ongoing monitoring needs

Overall benefits of the Central Idaho Dark Sky Reserve to the City of Ketchum and city residents

The Idaho Dark Sky Alliance works with a number of organizations throughout the reserve to educate residents about the importance of maintaining dark skies. The group also serves as a resource for Ketchum and other communities as they develop and implement dark sky policies.

The pristine dark skies we enjoy in the Reserve are a treasured resource for both local residents and visitors. A main goal for the CIDSR is to preserve our dark skies. Reducing artificial light at night benefits human health and wildlife populations, and reduces energy consumption. Dark Sky designation can also provide economic benefits to local businesses through increased tourism and specific benefits to businesses that provide dark sky related items.

The City of Ketchum has been involved with the Dark Sky planning discussions since the 1990s when the city passed a Dark Sky Lighting Ordinance. City staff were instrumental in the early planning effort to get CIDSR recognized as the first Dark Sky Reserve in the US.



City of Ketchum

Agency Name: Friends of the Sawtooth National Forest Avalanche Center (FSAC)
Project Name: Daily Forecast Sponsor
Contact Person: Dawn Bird, FSAC Executive Director
Address: PO Box 2669, Ketchum ID, 83340
Email: Avycenterfriends@gmail.com
Phone Number: (208)220-3367

Please provide the information requested below and return via email to aswindley@ketchumidaho.org by end of day, **Friday, April 22, 2022.**

- City Council’s Budget Strategic Session will be on June 27th
- The public hearing will be on July 18th, with the readings as follows:
 - 1st – August 1st | 2nd – August 15 | 3rd – September 6th

Feel free to expand the text fields. Supporting documents or any additional information for consideration are welcome as attachments.

If any of the below items do not apply to your request, please indicate with N/A.

-
1. Amount requested for fiscal year 2023: \$ 4,000
 2. What percentage of your overall budget does the requested amount represent? 2 %
Please submit a budget sheet for FY2021 and FY2022 that shows overall revenue and expenditures.
 3. How would your program or project be impacted if it did not receive funding from the City or if funding were reduced? (Expand the box as needed or submit separately.)

The Friends of the Sawtooth Avalanche Center (FSAC) and Sawtooth Avalanche Center (SAC) hold a shared mission to save lives by reducing avalanche risk to people recreating, working and traveling on and around the Sawtooth National Forest. Avalanches are responsible for more deaths than any other natural hazard on federally owned lands (USFS, BLM). SAC’s daily avalanche forecasts are a critical tool for sharing avalanche and weather information with the local and tourist winter recreation community and with our professional and business community, including Blaine County Search & Rescue, law enforcement and fire departments, snow removal and landscape services, backcountry guiding groups, and backcountry gear retailers. Our local avalanche center truly is a community effort and our most important resource to help our mountain community remain safe during the winter months. A reduction in funding could severely impact our ability to meet our mission.

4. Does your program or project have a strategic/business plan in place? Yes _____ No

If yes, please attach a copy upon submission.

*** FSAC board of directors and Staff are currently working on a strategic plan. We hope to have it ready by July 2022. Once complete, I will be more than happy to provide a copy and any further explanations as needed.

5. If you received funds from the City in fiscal year 2022, please provide specific examples of how those funds were used to benefit the community. (Expand the box as needed or submit separately.)

Yes, FSAC was a grateful recipient of funds from the City of Ketchum in 2022. These funds helped sponsor the SAC daily avalanche forecast. This has been a wonderful relationship between the City and FSAC for many, many years.

As a small expression of gratitude, we showcase The City of Ketchum as a dedicated sponsor on the FSAC website. <https://friends.sawtoothavalanche.com/sponsors/>

6. If you receive funds from the City in fiscal year 2023, please provide specific goals set by your organization. (Expand the box as needed or submit separately.)

FSAC's primary goal and responsibility is to provide funding for SAC so it may continue to provide reliable, accurate, and actionable avalanche and weather information to the public. The Daily Avalanche Forecast is our most important resource for sharing critical information with the public in order to save lives. Funds collected from the City will be used to ensure this goal is met, which can include SAC website maintenance, expanded forecast territory, and social media outreach.

FSAC 2021-2022 Working Budget Sheet		FSAC's FY: July 1st - June 30th		
Income Category	FY 2020-2021*	Proposed Budgets ** 2021-2022	Actual 2021-22: To Date 4/20/2022***	
Fall Campaign	49,372	45,000	42,855	
Spring Campaign	15,839	15,000	11,690	Note: *This is the actual breakdown of the budget for FSAC for the FY 20-21
Advisory Sponsors	20,500	28,000	26,000	
Nicholas Martin Jr. (Tech/IT, 4th Forecaster, Media/Comm)	25,000	40,000	40,000	
Eccles/Hayward (Covid Relief/Event Lost Income)	20,000		20,000	** This was the proposed and working budget FSAC used for guidance going into the FY21-22. I wanted to provide this for your reference.
Gould (Social Media Coordinator)	15,000	3,000	20,000	
Rendle (4th Forecaster)	10,000	10,000	10,000	
Chrysopolae Foundation	7,500	0	0	
Unsolicited Donations	16,923		22500	***This FY has not yet completed. The end of this FY will be on June 30th. The numbers provided here are the best to date, 4/20/2022.
Wattis Dumke Grant	15,000	15,000	0	
Beacon Parks	4,200		0	
Local vendor merch sales	5,113		5965.04	
Other merch sales	1,102		1902	
Friends Events (Net)	0		2205.6	
Other Events (Net) - Homegrown	10,418	20,000	7811.9	
Other Events (Net) - Banff	957		4740	
Education (class donations)	7,151	400	510	
Total Income	224,075	176,400	216,180	
Expense Category	FY 2020-2021	Proposed 2021-2022	Actual 2021-22: To Date 4/20/2022	
SAC FS Collection (wage)	82,244	75,000	75,000	
SAC Weather Stations	3,321	0	462.64	
SAC Snowmobile Ops	3,099	3500	2462.75	
SAC Other (uniforms/gear, etc.)	7,279	7,500	2732.83	
ED Payroll (wage+tax)	12,830	15,000	18,153.60	
EC Payroll (wage+tax)	5,739	6,500	7224.95	
Social Media Coordinator	12,694	15,000	10675	
Education (instructors, materials, etc.)	9,138	10,000	7622.35	
Promotional (merch)	8,892	5,000	5002	
Beacon Parks (Baldy)	4,833	4,500	4563.83	
General Operations (office supplies, copies, postage, etc.)	2,948	3,000	4217.62	
Web Design		4,000	4872.88	
Accounting	2,357	2,750	1962.96	
Insurance	1,709	1,750	640	
Events	0			
Total Expense	157,083	153,500	145,593	



City of Ketchum

Agency Name: Mountain Humane
Project Name: Impound Contract Renewal
Contact Person: Kelly Mitchell
Address: 101 Croy Creek Road
Email: kmitchell@mountainhumane.org
Phone Number: 208-788-4351

Please provide the information requested below and return via email to aswindley@ketchumidaho.org by end of day, **Friday, April 22, 2022.**

- City Council’s Budget Strategic Session will be on June 27th
- The public hearing will be on July 18th, with the readings as follows:
 - 1st – August 1st | 2nd – August 15 | 3rd – September 6th

Feel free to expand the text fields. Supporting documents or any additional information for consideration are welcome as attachments.

If any of the below items do not apply to your request, please indicate with N/A.

-
1. Amount requested for fiscal year 2023: **\$ 4500.00**
 2. What percentage of your overall budget does the requested amount represent? **.15%**
Please submit a budget sheet for FY2021 and FY2022 that shows overall revenue and expenditures.
 3. How would your program or project be impacted if it did not receive funding from the City or if funding were reduced? (Expand the box as needed or submit separately.)

Mountain Humane would not be able to continue as the impound facility for stray and/or residents of Ketchum lost animals. Staffing, lost & found efforts, licensing and Rabies compliance administration would no longer be possible for our non-profit without the municipalities funding the service for residents.

4. Does your program or project have a strategic/business plan in place? Yes ___Y___ No _____

Our strategic plan is in the midst of a complete overall due to all of the changes surrounding animal welfare and our communities' many challenges (labor/housing shortage) so we won't have this complete until September. I would be happy to share it once it is completed.

5. If you received funds from the City in fiscal year 2022, please provide specific examples of how those funds were used to benefit the community. (Expand the box as needed or submit separately.)

Continued reuniting lost (at large) animals with their owners while keeping animals safe from harm and off the streets.
Lost & Found social media and other marketing administrative tasks.
Ensured all Blaine County animals are current on Rabies vaccinations, and administered the Blaine County Dog license program.

6. If you receive funds from the City in fiscal year 2023, please provide specific goals set by your organization. (Expand the box as needed or submit separately.)

Same as above.

Mountain Humane

	2021 Actuals Total	2022 Budget Total
Income		
Total Income	3,645,493	2,880,688
Total Cost of Goods Sold	121,435	77,719
Gross Profit	3,524,057	2,802,969
Total Expenses	2,466,247	2,952,804
Net Operating Income	1,057,810	(149,835)



Agency Name: Mountain Rides Transportation Authority
Project Name: Public Transportation Operations & Capital
Contact Person: Wally Morgus, Executive Director
Address: POB 3091, Ketchum, ID 83340-3091
Email: wally@mountainrides.org
Phone Number: 208.788.7433 x.101

Please provide the information requested below and return via email to aswindley@ketchumidaho.org by end of day, **Friday, April 22, 2022.**

- City Council’s Budget Strategic Session will be on June 27th
- The public hearing will be on July 18th, with the readings as follows:
 - 1st – August 1st | 2nd – August 15 | 3rd – September 6th

Feel free to expand the text fields. Supporting documents or any additional information for consideration are welcome as attachments.

If any of the below items do not apply to your request, please indicate with N/A.

1. Amount requested for fiscal year 2023: \$ 769,000
2. What percentage of your overall budget does the requested amount represent? 5.1 %
Please submit a budget sheet for FY2021+FY2022 – [Attachment A](#) – that shows overall revenue and expenditures.
3. How would your program or project be impacted if it did not receive funding from the City or if funding were reduced? (Expand the box as needed or submit separately.)

To qualify for FTA funding, which underwrites the lion's share of our budget, Mountain Rides must receive local match funds. There is a direct relationship – intensified by the leverage from the Federal match – between funding from our Joint Powers, including Ketchum, and the quality and quantity of public transportation services we deliver. In Operations, with ~\$2.75 of FTA funding per \$1.00 of local funding, each \$100,000 of local funding results in ~\$375,000 of total funding, which translates to ~3,800 hours of bus service. On the Capital side, the match is ~\$4.00 of Federal funding per \$1.00 of local funding.

Mountain Rides deploys resources efficiently to deliver quality services critical to the community. Reduced funding from Ketchum would likely trigger service cuts on our Blue & Valley Routes – serving ~400,000 riders per year (~73% of MRTA ridership) – which, in turn, would exacerbate challenges – traffic congestion; parking shortages; accelerated wear-and-tear on highways/streets; safety and environmental issues due to increased SOV trips – that Mountain Rides, historically, has helped to mitigate.

For FY23, Mountain Rides is requesting \$769,000 from Ketchum: i) for Operations/Service -- \$589,000 -- which is an increase over FY22 (wherein we had CARES funds available to cover shortfalls in local funding) and reflects inflationary impacts on Mountain Rides’ expenses; and ii) for Capital -- \$180,000 -- which is explicitly allocated as the local match for Federal awards earmarked for Capital Improvements, including buses (BEBs), facilities (new Bellevue building), and equipment (lifts, hoists, charging infrastructure, etc. to outfit the new building and retrofit our Ketchum facility for maintaining BEBs).

Mountain Rides Transportation Authority

4. Does your program or project have a strategic/business plan in place? Yes No
If yes, please attach a copy upon submission. See "Mountain Rides Transportation Authority, Strategic Framework: Pentad of Focus," Attachment B.
5. If you received funds from the City in fiscal year 2022, please provide specific examples of how those funds were used to benefit the community. (Expand the box as needed or submit separately.)

In FY22, Mountain Rides is using City funds to: i) operate and support our Valley & Blue Routes, including enhanced, more frequent, seven-day service on the Valley Route and continuing late-night service on the Blue Route; ii) manage and operate a Safe Routes to School Program; iii) engage in regional transportation planning and coordination; and iv) operate and support our regional van pool services. Benefits to the community include:

- Workers accessing affordable, reliable, safe transportation getting them to/from jobs.
- Senior citizens accessing affordable, reliable, safe transportation getting them to/from shopping and activities.
- Cyclists and pedestrians moving along safe, secure, and scenic routes.
- Children experiencing greater mobility and independence.
- Less traffic; more balanced transportation options; mitigated parking shortages; higher quality of life.

6. If you receive funds from the City in fiscal year 2023, please provide specific goals set by your organization. (Expand the box as needed or submit separately.)

Mountain Rides goals, set by our Board of Directors, remain consistent and relevant:

- Provide/advocate for well-funded public transportation that meets communities' needs.
- Promote knowledge and awareness of the social, financial, environmental, and community benefits of public transportation.
- Promote regional cooperation on transportation issues.

Specifically, in FY 2023, look for Mountain Rides to:

- Operate 30,000+ hours of annual service on routes serving the City.
- Provide quality transportation services and infrastructure that underpin and promote economic growth, vitality, and livability.
- Provide essential transportation services to transit-dependent essential workers.
- Positively impact the local economy, with ~45 employees earning – and spending – ~\$2.3MM in annual wages and benefits.
- Expand and augment our Bellevue depot (total investment, ~\$1.7M) to accommodate fleet electrification and to complement our Ketchum depot. Enhance the infrastructure in our Ketchum depot to further accommodate fleet electrification.
- Bring ten (10) BEBs into our fleet (total investment, ~\$8.2M), which will bring our total BEBs to fourteen (14) in a fleet of twenty-four (24) buses.

For a comprehensive look at Mountain Rides' goals, please see Mountain Rides' "Strategic Framework: Pentad of Focus," attached.

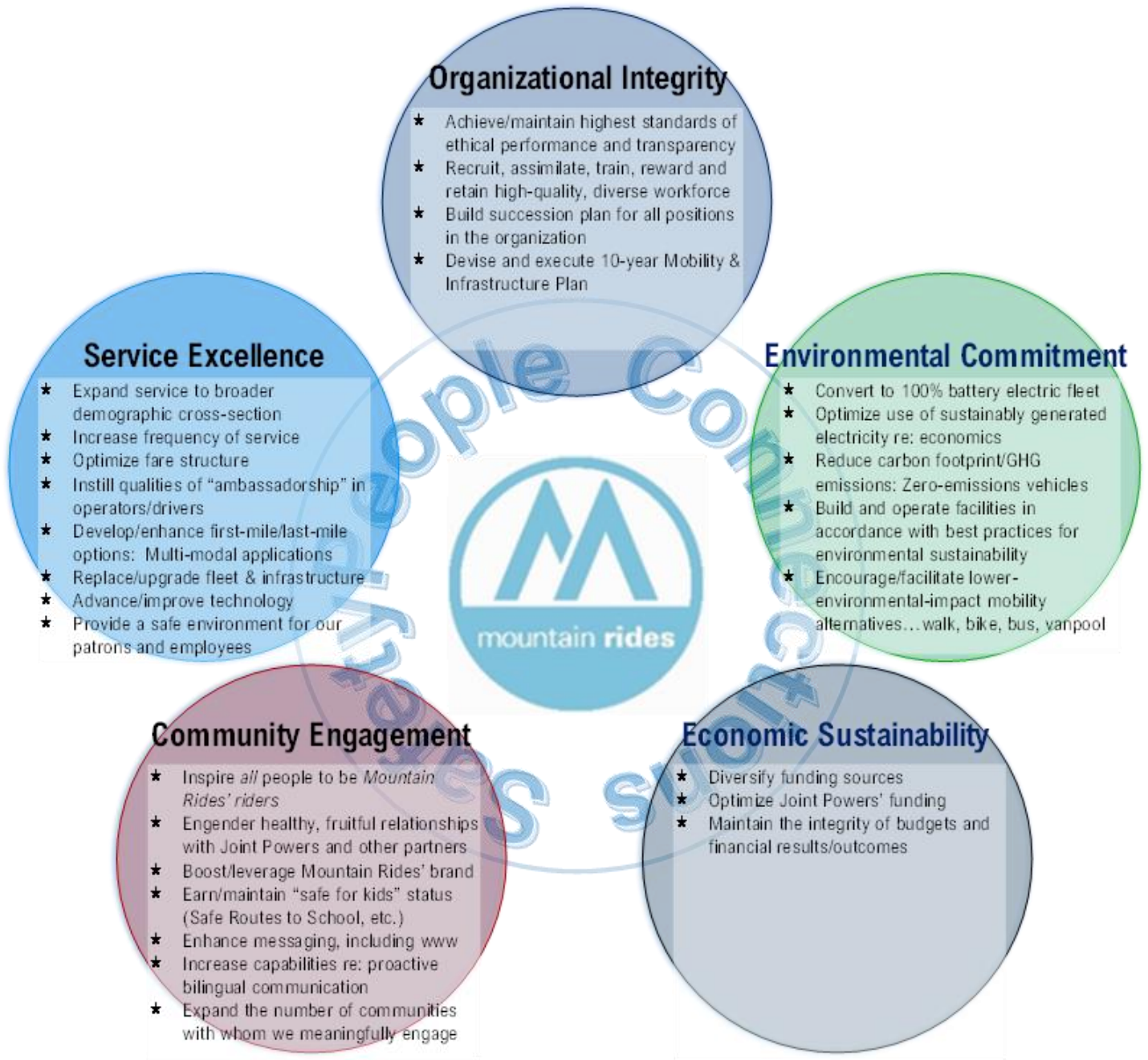
Attachment A

Budget Sheet: Mountain Rides		
REVENUE	FY 2021	FY 2022
Operations Fund	\$ 4,575,500	\$ 3,636,400
Cap. Eqpt. Fund	3,931,400	6,745,000
Facilities Fund	1,738,700	1,140,500
WFH Fund	54,200	54,200
Contingency	503,400	504,400
Total Revenue	\$ 10,803,200	\$ 12,080,500
EXPENSE	FY 2021	FY 2022
Operations Fund	\$ 4,575,500	\$ 3,636,400
Cap. Eqpt. Fund	3,654,100	6,677,000
Facilities Fund	1,112,300	1,081,400
WFH Fund	33,200	33,200
Contingency	-	-
Total Expense	\$ 9,375,100	\$ 11,428,000
FY CARRYOVER	\$ 1,428,100	\$ 652,500

Attachment B

Mountain Rides Transportation Authority
Strategic Framework: Pentad of Focus
2022 - 2026

...it's the journey that matters





City of Ketchum

Agency Name: Sun Valley Economic Development
Project Name: FY23 Funding Request
Contact Person: Harry Griffith
Address: POB 3893 Ketchum, ID 83340
Email: harry@sunvalleyeconomy.org
Phone Number: 208-721-7847

Please provide the information requested below and return via email to aswindley@ketchumidaho.org by end of day, **Friday, April 22, 2022**.

- City Council's Budget Strategic Session will be on June 27th
- The public hearing will be on July 18th, with the readings as follows:
 - 1st – August 1st | 2nd – August 15 | 3rd – September 6th

Feel free to expand the text fields. Supporting documents or any additional information for consideration are welcome as attachments.

If any of the below items do not apply to your request, please indicate with N/A.

-
1. Amount requested for fiscal year 2023: \$ **15,000**
 2. What percentage of your overall budget does the requested amount represent? **9 %**
Please submit a budget sheet for FY2021 and FY2022 that shows overall revenue and expenditures.
 3. How would your program or project be impacted if it did not receive funding from the City or if funding were reduced? (Expand the box as needed or submit separately.)

Access to grant dollars from the Idaho Dept. of Commerce Rural ED Grant program would not be possible, and projected funding from the five other Blaine Co municipalities would be very difficult unless the City demonstrated leadership through this budget request. With the largest business community and employer base, Ketchum's continued support is critical. In order to leverage more than the projected \$55k in Blaine Co. non-Ketchum public sector and \$60k in private sector funding, the City contribution plays a pivotal "key contributor" role.

4. Does your program or project have a strategic/business plan in place? Yes No
If yes, please attach a copy upon submission.

5. If you received funds from the City in fiscal year 2022, please provide specific examples of how those funds were used to benefit the community. (Expand the box as needed or submit separately.)

1. Leadership of the Blaine Covid Recovery Committee
2. Expansion of the Sun Valley Culinary Institute
3. Attraction of Project Wheat with 30 potential new jobs
4. Delivery of economic data and analyses to inform public & private decision-making
5. Guidance to businesses on accessing external capital during the pandemic

This year, we completed an ROI calculation based on methodology used by other leading Idaho ED organizations. This calculation and the methodology are attached separately.

6. If you receive funds from the City in fiscal year 2023, please provide specific goals set by your organization. (Expand the box as needed or submit separately.)

SVED delivers projects and programs that create economic value for Ketchum through:

1. More Jobs: Retain existing and attract new businesses
2. Improved Sales: Increase business traffic & reduce seasonality
3. Better Decision Making: Provide timely data & analysis on the local economy
4. Removing Obstacles: Improve the local business environment
5. Delivering Significant ROI: real and positive community-wide impact from sponsored projects & programs

Sun Valley Economic Development, Inc.

Budget FY 2022 by Class

January - December 2022

	TOTAL
	Budget
Income	
Income	0.00
Events	0.00
Summit	0.00
Registrations	7,500.00
Sponsorships	7,500.00
Total Summit	\$ 15,000.00
Total Events	\$ 15,000.00
Grant Income	0.00
Broadband Admin	2,500.00
State Dept of Commerce	24,150.00
Total Grant Income	\$ 26,650.00
Private Sector	0.00
Membership	40,000.00
Total Private Sector	\$ 40,000.00
Public Sector	0.00
Blaine County	30,000.00
Hailey	4,000.00
Ketchum	10,000.00
Kura	15,000.00
Sun Valley	8,500.00
Total Public Sector	\$ 67,500.00
Total Income	\$ 149,150.00
Interest Income	12.51
z In Kind Revenue & Services	15,000.00
Total Income	\$ 164,162.51
Gross Profit	\$ 164,162.51
Expenses	
Office Administration	0.00
Accounting	0.00
General Accounting	3,630.00
Tax Preparation	1,200.00
Total Accounting	\$ 4,830.00
Bank Costs	600.00
Dues & Subscriptions	350.00
Other Fees & Service	1,700.00
Total Office Administration	\$ 7,480.00
Operating Expenses	0.00
Compensation	0.00
Executive Director	100,000.00

Bonus	8,400.00
Total Executive Director	\$ 108,400.00
Membership Director	0.00
Base	0.00
Commissions/Bonus	0.00
Total Membership Director	\$ 0.00
Total Compensation	\$ 108,400.00
Consulting	8,000.00
Marketing	5,500.00
Professional Fees	200.00
Training	500.00
Travel, Meals & Entertainment Expense	5,500.00
Web Site	1,000.00
Total Operating Expenses	\$ 129,100.00
Total Expenses	\$ 136,580.00
Net Operating Income	\$ 27,582.51
Other Expenses	
In-Kind Revenue & Services	15,000.00
Loans Repayment & Miscellaneous	1,905.00
Total Other Expenses	\$ 16,905.00
Net Other Income	-\$ 16,905.00
Net Income	\$ 10,677.51

Wednesday, Jan 05, 2022 02:30:33 PM GMT-8 - Accrual Basis

City of Ketchum ROI 2020 ROI

Sun Valley Economic Development Return on Investment		Return Metrics>>	Culinary Only ²	Plus Limelight TRI ³	Plus Revelry TRI ⁴	
		Annual Returns>>	\$ 565,000	\$ 2,902,000	\$ 4,302,000	
Investment Metrics ¹						
Ketchum 1-Yr	\$ 10,000		\$ 57	\$ 290	\$ 430	for every \$1 invested
Ketchum 3-Yr	\$ 29,000		\$ 19	\$ 100	\$ 148	
Ketchum 5-Yr	\$ 49,000		\$ 12	\$ 59	\$ 88	

Notes:

¹ Includes awards to SVED only

² Based on Local operating & capital expenditures

³ Based on Staff Payroll only

⁴ TBD; Pending for 2021

Methodology consistent with Southern Idaho Economic Development



**SUN VALLEY
ECONOMIC
DEVELOPMENT**

SVED 2022 Strategic Plan

DRAFT

January 15, 2022

2022 Action Plan - Framework

Performance Objective Number	Action Plan Category	Strategic Categories
1	Business Attraction, Expansion, Retention and/or Creation	BUSINESS +
2		HOUSING & ACCOMMODATION
3		INFRASTRUCTURE
4		WORKFORCE
5	Place Making	RECREATION
6		EVENTS
7	Training	PROFESSIONAL
8		OTHER
9	Other	MEMBERSHIP
10		FINANCIAL
11		ORGANIZATIONAL

Strategic Plan - Business Attraction, Retention, Expansion & Creation

	Potential Strategy	Potential Tactics/Projects	Priority/ Weight (3=Hi)	Potential Targets
1	Recruit specific/focused relocation leads	Food & Beverage services Small professional offices Satellite/remote cluster offices	3	New rest's/Food Innovation Ctr Professional, PE, VCs, etc. Big Tech, big Rec
2	Respond to Commerce RFPs	As needed	2	Smaller low-infrastructure co's
3	Solicit & draft Idaho incentive applications	Tax Reimbursement Incentive (TRI) Property Tax Exemption (PTE) Advantage, STEP & other	3	Wild Rye Lido, Blue Haven, etc.
4	Regular outreach to local businesses and organizations	Phone call & Zoom until COVID safe	3	Target with DoC priority 75 list Internal 2+/week
5	Provide access to external funding sources	SBA program applications BBB grant applications Other agency applications Local grant applications	3	SBA loan application candidates Seminars & grant support Advise on other grant programs Advise on BC ARPA grant structure
6	Community education & advocacy	Develop economic dashboard Publish membership newsletters Advocate on critical business issues	3	Quarterly issuance Monthly issuance New developmnt, regulatory issues

Strategic Plan - Housing/Accommodation & Infrastructure

	Potential Strategy	Potential Tactics/Projects	Priority/ Weight (3=Hi)	Potential Targets
1	Expansion of Workforce Housing Inventory	Project inventory database Multi-family project advocacy Regulatory policy changes Increase supply incentives LOT for housing advocacy	3	Tracking & reporting Blue Bird, Lido, Blue Haven Tiny Home, ADU, other zoning policy Property Tax Exemption improvement Analysis for ballot measure
2	Accessible Rental Options	City policy change advocacy Long-term rental incentive policies Short Term Rental market policies	2	ST rentals, employment covenants Rent rate, residency restrictions Incentivize ST>LT rental conversion
3	Expand Accommodation & Lodging Options	Hotel project advocacy Support WR Tourism Coalition	2	Marriott Signature, Harriman ExCo participation & data analysis
4	Expansion of Broadband Access	ARPA/FCC grant applications Subsidized devices & services	2	Broadway, So. Bellevue, etc. Support ISP marketing efforts
5	Improved Transportation Systems	Increase SUN capabilities Improve Commuting/Public Transit	1	Support lead organization efforts

Strategic Plan - Workforce

	Potential Strategy	Potential Tactics/Projects	Priority/ Weight (3=Hi)	Potential Targets
1	Community Education	Living wage/ALICE metrics Labor statistics analysis	1	Support lead organization efforts Analyze workforce gaps
2	Talent Attraction	Quality of Place marketing Satellite Urban office marketing	1	BBB, Relocate Recreate Google, FB, etc.
3	Workforce Development	Build Apprenticeship programs Create Internship programs Increase Childcare capacity Leverage TPM [®] Structure Inventory of community skills	2	Grow Culinary; new Const/Trades. ORec Access home-bound students Support BBB, ARPA grant applications Engage local educators & NFPs Joint Idaho Technology Council study

Strategic Plan - Place Making/Training/Other

	Potential Strategy	Potential Tactics/Projects	Priority/ Weight (3=Hi)	Potential Targets
1	Increase recreational assets & opportunities	SV Culinary Institute Baldy Forest Health New RV parks	3	Treasury oversight & grants FEMA BRIC grant application Parcel advocacy
2	Revitalize SVED Events	Organize 2022 Economic Summit Conduct 2-3 Business Forums	2	New post-Covid theme... LIVE BBB, succession, other themes
3	Improve team skills & influence	Increased IEDA engagement RIVDA Loan Board participation	2	Participate in Legislatv committee Conduct SBA regional loan reviews
4	Expand Membership rolls	New member value proposition Young professional's program Urban assimilation program(s)	3	Achieve 75 business outreach target +3 lapsed renewals +5 new members signups
5	Maintain/improve Financial Performance	Optimize P&L performance Secure additional grants Manage EIDL loan	3	Positive Summit & overall P&L ARPA/other program admin. fees Align with Board policy
6	Optimize organizational Structure	Evaluate collaboration alternatives Refresh Board Access additional work capacity	3	VSV consolidation Chair succession Board committee engagement