



City of Ketchum

KETCHUM ARTS COMMISSION MEETING AGENDA MEMO

Meeting Date: Staff Member/Dept:

Agenda Item:

Recommended Motion:

Reasons for Recommendation:

Policy Analysis and Background (non-consent items only):

Sustainability Impact:

Financial Impact:

Attachments:

-
-
-

4. Migration Pattern (2B)
5. Migration Pattern (2C)
6. Ketchum as a Dark City (Template A; full color)
7. Ketchum as a Dark City (Template B; full color)
8. City of Ketchum, the Most Popular Destination for Recreational Activities (Template A; full color)
9. City of Ketchum, the Most Popular Destination for Recreational Activities (Template B; full color)
10. Ketchum as a Dark City (revised)
11. Puzzle of Diversity and Inclusion, and Vice Versa
12. City of Ketchum, the Most Popular Destination for Recreational Activities (Template A; revised)
13. City of Ketchum, the Most Popular Destination for Recreational Activities (Template B; revised)
14. Syringa 2
15. Syringa 3
16. Syringa
17. Wagon Days
18. Wagon Trail
19. Sun & Snow
20. Ketchum Bikes
21. Sheep Walk
22. Sheep Crossing
23. Hummingbirdhappiness
24. SegoSilly

Swimming the Current (1A)

Medium: Road Paint on Pavement

Dimensions: Repeated 12" x 12" squares to fill the crosswalk area

Installation method/requirements: Stencils





Swimming the Current (1B)

Medium: Road Paint on Pavement

Dimensions: Repeated 12" x 12" squares to fill the crosswalk area

Installation method/requirements: Stencils





Migration Pattern (2A)

Medium: Road Paint on Pavement

Dimensions: Repeated 12" x 12" squares to fill the crosswalk area

Installation method/requirements: Stencils


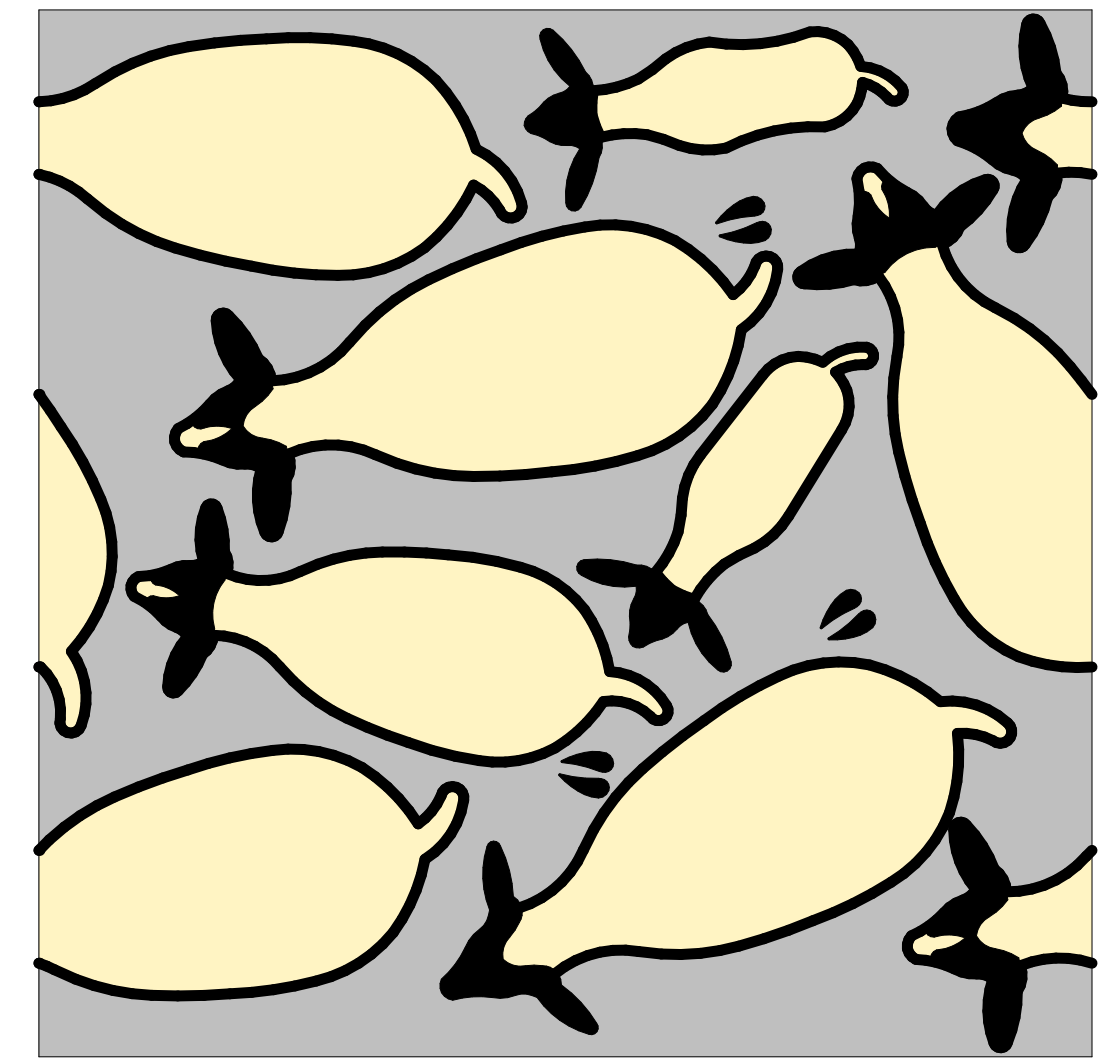


Migration Pattern (2B)

Medium: Road Paint on Pavement

Dimensions: Repeated 12" x 12" squares to fill the crosswalk area

Installation method/requirements: Stencils





Migration Pattern (2C)

Medium: Road Paint on Pavement

Dimensions: Repeated 12" x 12" squares to fill the crosswalk area

Installation method/requirements: Stencils



Ketchum as a Dark City (Template A; full color)

Medium: Road Paint on Pavement

Dimensions: Repeated 12" x 12" squares to fill the crosswalk area

Installation method/requirements: Stencils



Ketchum as a Dark City (Template B; full color)

Medium: Road Paint on Pavement

Dimensions: Repeated 12" x 12" squares to fill the crosswalk area

Installation method/requirements: Stencils





City of Ketchum, the Most Popular Destination for Recreational Activities (Template A; full color)

Medium: Road Paint on Pavement

Dimensions: Repeated 12" x 12" squares to fill the crosswalk area

Installation method/requirements: Stencils



City of Ketchum, the Most Popular Destination for Recreational Activities (Template B; full color)

Medium: Road Paint on Pavement

Dimensions: Repeated 12" x 12" squares to fill the crosswalk area

Installation method/requirements: Stencils




Ketchum as a Dark City (revised)

Medium: Road Paint on Pavement

Dimensions: Repeated 12" x 12" squares to fill the crosswalk area

Installation method/requirements: Stencils






Puzzle of Diversity and Inclusion, and Vice Versa

Medium: Road Paint on Pavement

Dimensions: Repeated 12" x 12" squares to fill the crosswalk area

Installation method/requirements: Stencils

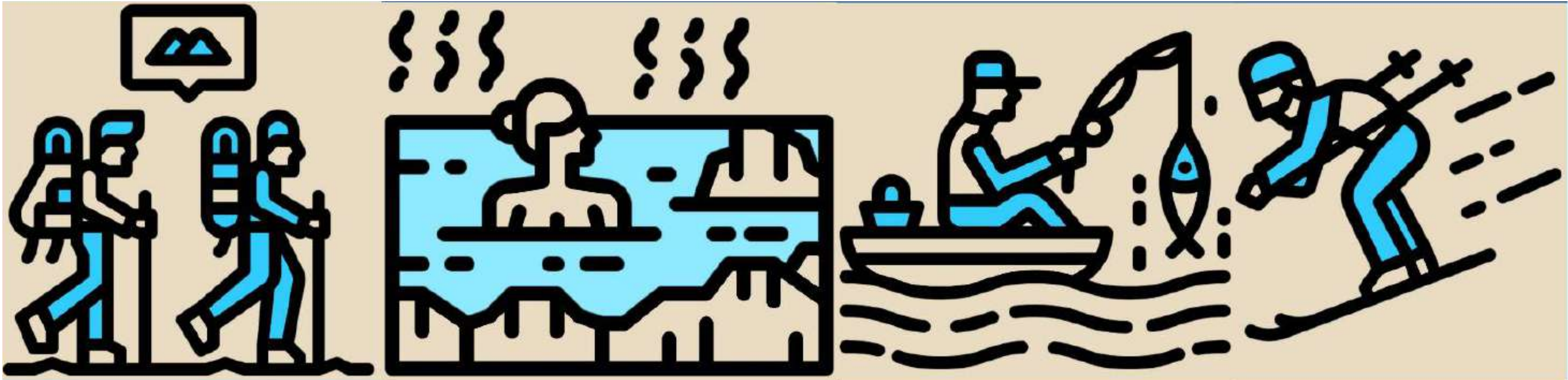



City of Ketchum, the Most Popular Destination for Recreational Activities (Template A; revised)

Medium: Road Paint on Pavement

Dimensions: Repeated 12" x 12" squares to fill the crosswalk area

Installation method/requirements: Stencils




City of Ketchum, the Most Popular Destination for Recreational Activities (Template B; revised)

Medium: Road Paint on Pavement

Dimensions: Repeated 12" x 12" squares to fill the crosswalk area

Installation method/requirements: Stencils





Syringa 2

Medium: Road Paint on Pavement

Dimensions: Repeated 12" x 12" squares to fill the crosswalk area

Installation method/requirements: Stencils





Syringa 3

Medium: Road Paint on Pavement

Dimensions: Repeated 12" x 12" squares to fill the crosswalk area

Installation method/requirements: Stencils




Syringa

Medium: Road Paint on Pavement

Dimensions: Repeated 12" x 12" squares to fill the crosswalk area

Installation method/requirements: Stencils





Wagon Days

Medium: Road Paint on Pavement

Dimensions: Repeated 12" x 12" squares to fill the crosswalk area

Installation method/requirements: Stencils




Wagon Trail

Medium: Road Paint on Pavement

Dimensions: Repeated 12" x 12" squares to fill the crosswalk area

Installation method/requirements: Stencils





Sun & Snow

Medium: Road Paint on Pavement

Dimensions: Repeated 12" x 12" squares to fill the crosswalk area

Installation method/requirements: Stencils



Ketchum Bikes

Medium: Road Paint on Pavement

Dimensions: Repeated 12" x 12" squares to fill the crosswalk area

Installation method/requirements: Stencils

2 COLORS

C 20	R 208	C 100	R 41
M 0	G 233	M 50	G 103
Y 0	B 251	Y 35	B 130
K 0		K 10	

72 IN





Sheep Walk

Medium: Road Paint on Pavement

Dimensions: Repeated 12" x 12" squares to fill the crosswalk area

Installation method/requirements: Stencils




Sheep Crossing

Medium: Road Paint on Pavement

Dimensions: Repeated 12" x 12" squares to fill the crosswalk area

Installation method/requirements: Stencils



Hummingbirdhappiness

Medium: Road Paint on Pavement

Dimensions: Repeated 12" x 12" squares to fill the crosswalk area

Installation method/requirements: Stencils



SegoLilly

Medium: Road Paint on Pavement

Dimensions: Repeated 12" x 12" squares to fill the crosswalk area

Installation method/requirements:
Stencils

