



City of Ketchum

CITY COUNCIL MEETING AGENDA MEMO

Meeting Date: Staff Member/Dept:

Agenda Item:

Recommended Motion:

*"I move approval of third reading by title only of Ordinance 1251."
"I move adoption of Ordinance 1251."*

Reasons for Recommendation:

Idaho Title 50, Chapter 10.1002, Annual Budget
On June 26 the annual budget workshop was held where staff presented the draft budget for Council feedback. Overall, the Council supported the draft budget with the following homework items:
• Mountain Rides grant capital match request (\$600,000)
• General Fund contribution to Housing
The formal public budget hearing was held on July 17. Staff welcomes further policy guidance from the Council regarding any other amendments to the proposed budget.
• **NOTE: On page 4 of the budget book, there was a clerical error for the Housing FTE count. It stated 2.5 and it should total 4 FTE.**

Policy Analysis and Background (non-consent items only):

Sustainability Impact:

The Budget currently allocates fund of \$88,000 for sustainability activities in the General Fund

Financial Impact:

FY2024 Proposed Budget	\$39,687,376 total planned revenue and total planned expenses
------------------------	---

Attachments:

- FY2024 Budget Ordinance 1251
- FY2024 Proposed Budget

AN ORDINANCE OF THE CITY OF KETCHUM, IDAHO, ENTITLED THE ANNUAL APPROPRIATION ORDINANCE FOR THE FISCAL YEAR BEGINNING OCTOBER 1, 2023, APPROPRIATING TO THE VARIOUS BUDGETARY FUNDS, SUMS OF MONEY DEEMED NECESSARY TO DEFRAY ALL NECESSARY EXPENSES AND LIABILITIES WITHIN EACH FUND FOR THE ENSUING FISCAL YEAR, AUTHORIZING A LEVY OF A SUFFICIENT TAX UPON THE TAXABLE PROPERTY AND SPECIFYING THE OBJECTS AND PURPOSES FOR WHICH SAID APPROPRIATION IS MADE, AND PROVIDING AN EFFECTIVE DATE.

BE IT ORDAINED by the Mayor and City Council of the City Ketchum, Blaine County, Idaho:

SECTION 1: That the sum of \$39,687,376 be raised and appropriated to defray the necessary expenses and liabilities of the City of Ketchum, Blaine County, Idaho for the fiscal year beginning October 1, 2023.

SECTION 2: That the City Council hereby appropriates each Fund as an independent fiscal and accounting group with a self-balancing set of accounts recording cash and/or other resources together with all related liabilities, obligations, reserves, and equities which are segregated for the purpose of carrying on specific activities or attaining certain objectives.

SECTION 3: That the appropriation for the General Fund is made in the following amount to each specific division or function:

Legislative and Executive, Administrative, Legal, Community Planning and Development, Law Enforcement, Fire and Rescue, Street and Facility Maintenance, and Non-Departmental.

Total General Fund	14,487,699
--------------------	------------

SECTION 4: That the appropriation for the Water and Wastewater Funds is made in the following amounts to each specific Fund, department, or function:

Water Fund	3,168,928
Water Capital Improvement Fund	785,000
Wastewater Fund	3,576,024
Wastewater Capital Improvement Fund	3,923,653
Total Water and Wastewater Funds	11,453,605

SECTION 5: That the appropriation for all Other Funds is made in the following amounts to each specific Fund, department, or function:

General Capital Improvement Fund	2,102,563
Wagon Days Fund	171,250
Original LOT Fund	3,299,890
Additional 1%-LOT Fund	2,682,842
GO Bond Debt Fire Fund	610,769
Community Housing In-Lieu Fund	1,320,000
City/County Housing (Strategic Initiative) Fund	1,833,708
Police Trust Fund	7,500
Parks & Recreation Trust Fund	1,067,550
Development Trust Fund	650,000
Total Other Funds	13,746,072

SECTION 6: That a general tax levy on all taxable property within the City of Ketchum be levied in an amount allowed by law for the general purposes for said City, for the fiscal year beginning October 1, 2023.

SECTION 7: All ordinances and parts of ordinances in conflict with this ordinance are hereby repealed.

SECTION 8: This ordinance shall take effect and be in force upon its passage, approval, and publication in one issue of the Idaho Mountain Express, a newspaper of general circulation in the City of Ketchum, and the official newspaper of said City.

PASSED by the City Council and APPROVED by the Mayor of Ketchum this 5th day of September 2023.

ATTEST:

NEIL BRADSHAW, MAYOR

TRENT DONAT, CITY CLERK

City of Ketchum | Fiscal Year 2024 Proposed Budget





Neil Bradshaw – Mayor

Jim Slanetz – Council President

Amanda Breen – Council Member

Michael David – Council Member

Courtney Hamilton – Council Member

Jade Riley – City Administrator

Shellie Gallagher – City Treasurer

Aly Swindley – Management Analyst



City of Ketchum | 2024 Draft Budget
Mayor Neil Bradshaw's Message

Following three years of unprecedented growth and change in our small mountain town, we are seeing the first signs of a return to the normal ebb and flow of mountain life. The “shoulder” or “slack” periods are returning but the seasonal slowdown is not as long or as pronounced as in pre-pandemic years.

After steep rises in both property prices and rental rates, increases have slowed and prices have plateaued, although at significantly higher levels. The higher property values continue to put a strain on the inventory of workforce housing and the affordability of living here. In turn, it has made it harder for local workers and businesses to provide goods and services to our residents and visitors.

While property values may have increased significantly, by state law the City's property tax revenue can only increase by 3%. This is far below the cost increases that we are experiencing. The disparity between the rate of revenue growth and rate of inflation creates a squeeze on our budget. Furthermore, the anticipated return to “normal” tourist visitation will likely lead to a slight decline in 2024 Local Option Tax (LOT) revenues despite inflationary effects.

To best address this challenge, our budget must adjust to the growing demands on our town and our efforts must be focused on three main areas:

1. Housing for year-round residents

- With the recent passing of the LOT ballot measure, we have more than \$1.5m of dedicated funds towards supporting our Housing Action Plan.

2. Preserving the character and soul of Ketchum

- We have funded an ambitious project to update our city comprehensive plan and zoning code that better reflects our community values and expectations whilst providing greater direction to prospective developers.

3. Investing in our city's infrastructure

- Our 5-year Capital Improve Plan (CIP) continues to prioritize the growing demand on city infrastructure although financial constraints continue to persist.

Our budget is aligned with our vision for Ketchum; namely a city that is **vibrant, connected, sustainable and safe**.



BUDGET OVERVIEW	
Executive Summary	Page 1
Revenue / Expenditure Overview by Fund	Page 2
Authorized Staffing Overview by Fund	Page 4
General Fund Summary	Page 5
DEPARTMENTS	
Administration	Page 12
Fire & Rescue	Page 14
Legal Services	Page 17
Legislative & Executive	Page 18
Planning & Building	Page 20
Police	Page 22
Recreation	Page 24
Streets & Facilities	Page 26
NON-DEPARTMENTAL	Page 29
LOCAL OPTION TAX FUND	Page 31
CAPITAL IMPROVEMENT PLAN	Page 38
ENTERPRISE FUNDS	
Water Division	Page 45
Wastewater Division	Page 52

COMMUNITY HOUSING (CITY/COUNTY) FUND	Page 59
TRUST FUNDS	Page 61
Development	
Parks and Recreation	
Police	
OTHER FUNDS	Page 63
General Obligation and Debt Service Fund	
Community Housing In-Lieu	
Wagon Days Fund	
APPENDIX I – PROPOSED FEE SCHEDULE CHANGES	
APPENDIX II – CONTRACTS FOR SERVICES	
<ul style="list-style-type: none"> • Blaine County Sheriff – Ketchum Patrol Team • Idaho Dark Sky Alliance • Friends of the Sawtooth Avalanche Center • Mountain Humane • Mountain Rides • Sun Valley Economic Development 	



City of Ketchum | 2024 Draft Budget
Executive Summary

The Fiscal Year 2024 proposed budget assumes \$39,687,376 in total planned expenses and revenues. The total budget consists of the General Fund, Local Option Tax Fund, Capital Improvement Fund, two Enterprise Funds (Water and Wastewater), and four trusts or restricted purpose funds. The city adheres to the Government Finance Officers Association best practices when developing the budget. Specifically, this proposed budget ensures that ongoing costs are aligned with ongoing revenue sources. In addition, the proposed budget recommends that only a portion of the increased revenues be allocated to ongoing expenses in the event of an economic downturn.

The revenue forecast for the General Fund is less than Fiscal Year 2023 due to a lower forecast of planning and building revenues. The budget assumes a three percent increase of \$196,788 in property tax revenues as allowed by state law to fund inflationary expenses. State shared revenues have been adjusted by \$358,325 due to recent legislative formula adjustments. Revenue forecast for the Local Option Tax Fund was decreased to reflect a return to pre-COVID visitation numbers. The draft budget recommends that any additional revenues be allocated to support the Capital Improvement Plan.

The draft budget allocates funding for a new full-time administrative support position in the Administration Department to support the City Clerk/Business Manager. The budget makes allowances for a compensation increase for both contract (Fire Dept.) and non-contract employees to keep pace with inflation. Expenses related to health care and utilities (Idaho Power) were increased due to external rate changes. The General Fund as proposed is balanced as required by state law but the five-year forecast outlines future deficits based on historical cost increases and revenue performance. Staff will request policy guidance from the City Council during the budget workshop on this matter.

The city has two enterprise funds (Water & Wastewater), which are self-supporting via monthly customer charges. In November of 2022, voters overwhelmingly supported the issuance of up to \$14 million in bonds to support the implementation of the newly adopted twenty-year Master Wastewater Facility Plan. During the spring of 2023, the city issued the first \$7 million in bonds to fund the next three to five years of capital improvement projects. The ten-year financial model assumes a five-percent rate increase in FY24.

The capital improvement plan and associated 10-year financial forecast for the Water Division has been updated and is reflected in the draft budget expenses. The City Council previously approved the transition towards a broader tiered rate structure similar to the City of Hailey's in order to promote water conservation. The financial forecast assumes a five-percent rate increase to recover increased costs for utilities (power) and personnel.

The following pages provide an overview of all funds by revenue and expense; department details are covered on pages 11-28. Details regarding outside contract entities are included as an appendix.



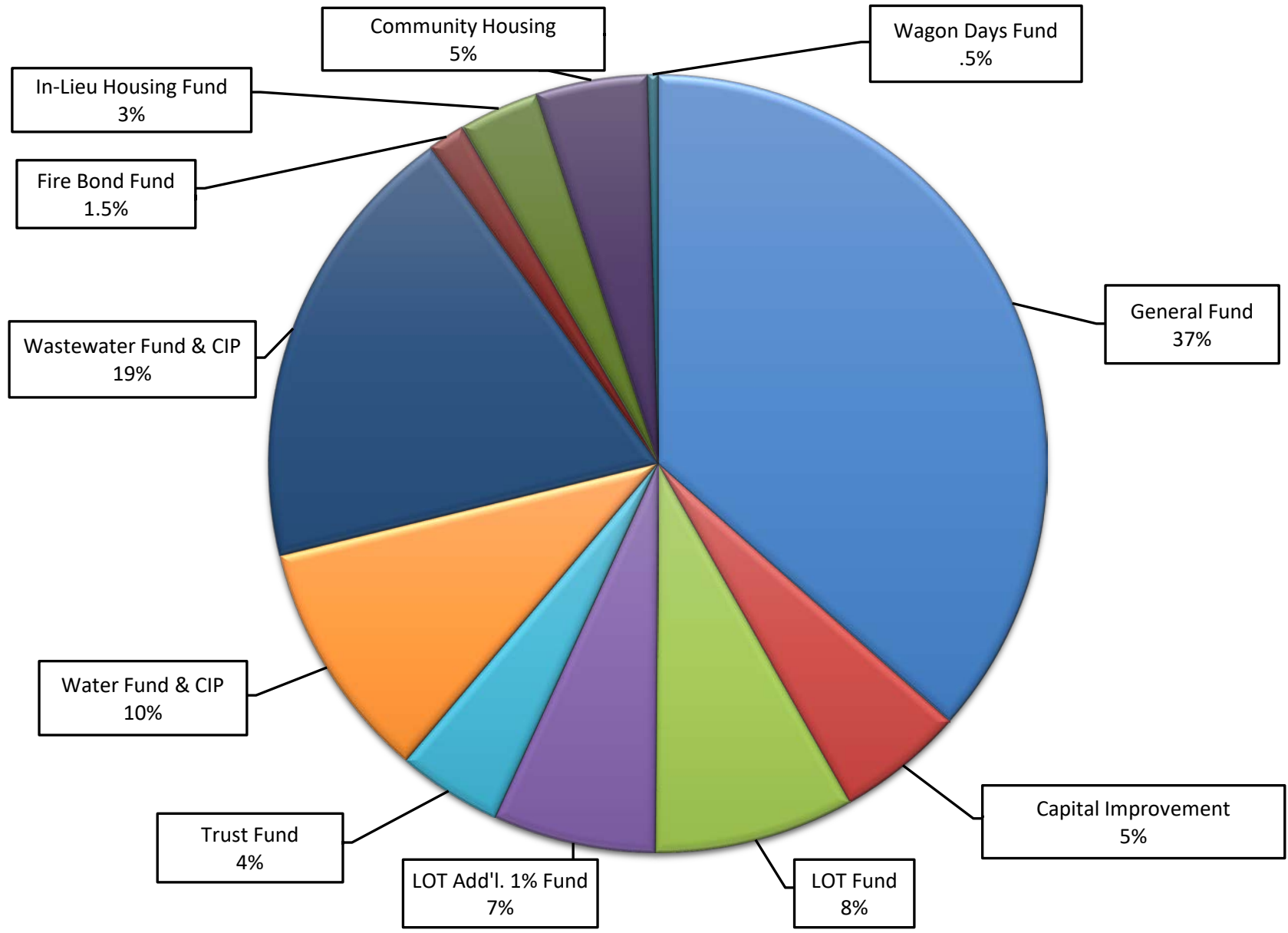
City of Ketchum | 2024 Draft Budget
 Revenue / Expenditure Overview by Fund

AMENDED FY 2023	FY 2022 Audited Fund Balance	FY 2022 Committed & Restricted	FY 2023 Assigned Fund Balance	FY 2023 Revenue	FY2023 Expense	FY 2023 Ending Balance Less Committed & Restricted
General Fund	\$ 5,763,011	\$ (2,214,457)	\$ 89,956	\$ 14,047,265	\$ 14,137,221	\$ 3,458,598
Capital Improvement	\$ 2,418,246	\$ (1,000,000)	\$ 1,418,246	\$ 1,131,128	\$ 2,549,374	\$ 1,000,000
LOT Fund	\$ 400,563	\$ -	\$ 400,563	\$ 3,237,372	\$ 3,637,935	\$ -
Additional 1%	\$ 1,021,495	\$ -	\$ 904,900	\$ 2,766,247	\$ 3,671,147	\$ 116,595
Trust Fund	\$ 255,394	\$ -	\$ 255,394	\$ 1,124,562	\$ 1,379,956	\$ -
Water Fund & CIP	\$ 3,248,329	\$ -	\$ 693,353	\$ 2,952,268	\$ 3,645,621	\$ 2,554,976
Wastewater Fund & CIP	\$ 2,961,801	\$ -	\$ 1,352,198	\$ 16,764,013	\$ 11,116,211	\$ 8,609,603
Fire Bond Fund	\$ 278,065	\$ -	\$ 268,722	\$ 611,769	\$ 880,491	\$ 9,343
In-Lieu Housing Fund	\$ 2,366,256	\$ -	\$ 2,366,256	\$ 305,000	\$ 2,671,256	\$ -
Community Housing	\$ 552,000	\$ -	\$ 552,000	\$ 889,434	\$ 1,441,434	\$ -
Wagon Days Fund	\$ 17,854	\$ -	\$ 17,854	\$ 151,550	\$ 169,404	\$ -
TOTAL FUNDS	\$ 19,283,014	\$ (3,214,457)	\$ 8,319,442	\$ 43,980,608	\$ 45,300,050	\$ 15,749,115

FY 2024	Beginning Fund Balance Not Audited	FY 2023 Committed & Restricted	FY 2024 Assigned Fund Balance	FY 2024 Revenue	FY 2024 Transfers	FY 2024 Expense	FY 2024 Transfers	FY 2024 Ending Balance	FY 2024 Committed, Restricted, CIP not complete	FY 2024 Ending Balance Less Committed & Restricted
General Fund	\$ 3,458,598	\$ 2,214,457	\$ 674,835	\$ 10,798,630	\$ 3,014,234	\$ 14,487,699	\$ -	\$ 4,998,220	\$ (2,462,909)	\$ 2,535,311
Capital Improvement	\$ -	\$ 1,000,000	\$ 1,320,000	\$ 782,563	\$ -	\$ 2,102,563	\$ -	\$ 1,000,000	\$ (1,000,000)	\$ -
LOT Fund	\$ -	\$ -	\$ 104,000	\$ 3,195,890	\$ -	\$ 1,086,236	\$ 2,213,654	\$ -	\$ -	\$ -
Additional 1%	\$ 116,595	\$ -	\$ 116,595	\$ 2,566,247	\$ -	\$ 2,616,595	\$ 66,247	\$ -	\$ -	\$ -
Trust Fund	\$ -	\$ -	\$ 1,725,050	\$ -	\$ -	\$ 1,725,050	\$ -	\$ -	\$ -	\$ -
Water Fund & CIP	\$ 2,554,976	\$ -	\$ 539,883	\$ 3,414,045	\$ -	\$ 3,193,928	\$ 760,000	\$ 2,015,093	\$ -	\$ 2,015,093
Wastewater Fund & CIP	\$ 8,609,603	\$ -	\$ 1,498,226	\$ 5,421,524	\$ 579,927	\$ 6,919,750	\$ 579,927	\$ 7,111,377	\$ -	\$ 7,111,377
Fire Bond Fund	\$ 9,343	\$ -	\$ -	\$ 610,769	\$ -	\$ 610,769	\$ -	\$ -	\$ -	\$ -
In-Lieu Housing Fund	\$ -	\$ -	\$ -	\$ 1,320,000	\$ -	\$ 1,320,000	\$ -	\$ -	\$ -	\$ -
Community Housing	\$ -	\$ -	\$ 148,152	\$ 1,685,556	\$ -	\$ 1,833,708	\$ -	\$ -	\$ -	\$ -
Wagon Days Fund	\$ -	\$ -	\$ -	\$ 171,250	\$ -	\$ 171,250	\$ -	\$ -	\$ -	\$ -
TOTAL FUNDS	\$ 14,749,115	\$ 3,214,457	\$ 6,126,741	\$ 29,966,474	\$ 3,594,161	\$ 36,067,548	\$ 3,619,828	\$ 15,124,690	\$ (3,462,909)	\$ 11,661,781



City of Ketchum | 2024 Draft Budget
Revenue / Expenditure Overview by Fund



Authorized Staffing Overview by Fund

Position	FY 21/22 Budget	FY 22/23 Budget	FY 23/24 Budget	Position	FY 21/22 Budget	FY 22/23 Budget	FY 23/24 Budget
Legislative & Executive				Streets			
Mayor	1	1	1	Director of Streets & Facility Maintenance	1	1	1
City Council Members	4	4	4	Street Supervisor	1	1	1
	5	5	5	Sr. Street Mechanic	1	1	1
Administration				Street Crew Lead	1	1	1
City Administrator	1	1	1	Equipment Operator III	1	3	3
Public Affairs & Administrative Services Manager	1	1	1	Equipment Operator II	3	1	1
City Treasurer	1	1	1	Equipment Operator I	0	1	1
City Clerk	1	1	1	Shared position with Facility Maintenance	0.5	0.5	0.5
Administrative Clerk	0	0	1	Equipment Operator (winter only)	3	3	3
Deputy Treasurer	1	1	1	Administrative Assistant	1	1	1
Deputy Clerk	1	1	0	Winter seasonal	2	1	1
Business License & Tax Specialist	1	1	1		14.5	14.5	14.5
Special Event Manager	0	0	1	Facility Maintenance			
Administrative Assistant (Public Counter)	1	1	1	Maintenance Supervisor/City Arborist	1	1	1
Management & Communications Analyst	1	1	1	Buildings and Facilities Supervisor	1	1	1
	9	9	10	Grounds Supervisor	1	1	1
Fire & Rescue				Maintenance Worker --WSP	0	1	1
Fire Chief	1	1	1	Maintenance Assistant 1 shared	1.5	1.5	1.5
Assistant Fire Chief/Fire Marshall	1	1	1	Maintenance Assistant (seasonal)	1	1	1
Fire Inspector	1	1	1	Maintenance Janitors	0	2	2
Captain	3	3	3		5.5	8.5	8.5
Sr. Lieutenant	2	2	2	Enterprise Funds			
Lieutenant	4	4	4	Public Works Director	1	1	1
Engineer/Firefighter	2	2	2	Water Division Supervisor	1	1	1
Firefighter/EMT	0	1	2	Water Utilities Supervisor	1	1	1
Fire Clerk	1	1	1	Water Utilities Office Coordinator (shared)	0.5	0.5	0.5
Volunteer Firefighters	40	40	40	Water Utility Maintenance Worker	3	3	3
	15	16	17	Wastewater Division Supervisor	1	1	1
Police				Wastewater Collection Supervisor	1	1	1
Community Services Officer	2.5	2.5	2.5	Wastewater Plant Lab Technician	1	1	1
Recreation				Wastewater TP Lead Operator	1	1	1
Director of Recreation	1	1	1	Sr. Wastewater Utilities Operator	1	1	1
Recreation Supervisor	1	1	1	Wastewater Utilities Office Coordinator (shared)	0.5	0.5	0.5
Community Recreation Supervisor	1	1	1		12	12	12
Youth Recreation Supervisor	1	1	1				
Seasonal and PT Employees	4 to 20	4 to 20	4 to 20	City Staffing Summary			
	4	4	4	FY 21/22 Budget	FY 22/23 Budget	FY 23/24 Budget	
Planning & Building				Legislative & Executive	5	5	5
Director of Planning and Building	1	1	1	Administration	9	9	10
Senior Planner	2	2	2	Fire & Rescue	15	16	17
Associate Planner	1	2	2	Police	2.5	2.5	2.5
Planning Technician	1	1	1	Recreation	4	4	4
Planning Intern	0	0	0.5	Planning & Building	5	6	6.5
	5	6	6.5	Streets	14.5	14.5	14.5
City Housing				Facility Maintenance	5.5	8.5	8.5
Executive Director	0	1	1	Utility Director	1	1	1
Program Administrator & Case Manager (BCC)	0	1	1	Water	5.5	5.5	5.5
Administrative Assistant	0	0.5	2	Wastewater	5.5	5.5	5.5
	0	2.5	4	City Housing	0	2.5	4
				Totals	72.5	80	84

*added in FY23



City of Ketchum | 2024 Draft Budget
General Fund Summary

The General Fund is the City's primary source of funding for daily operations ranging from police and fire/EMS services to street maintenance to children's recreation programs. The primary revenue sources for the fund include property taxes, state revenue sharing, transfer from the Local Option Tax Fund, planning and building permits, and franchise fees.

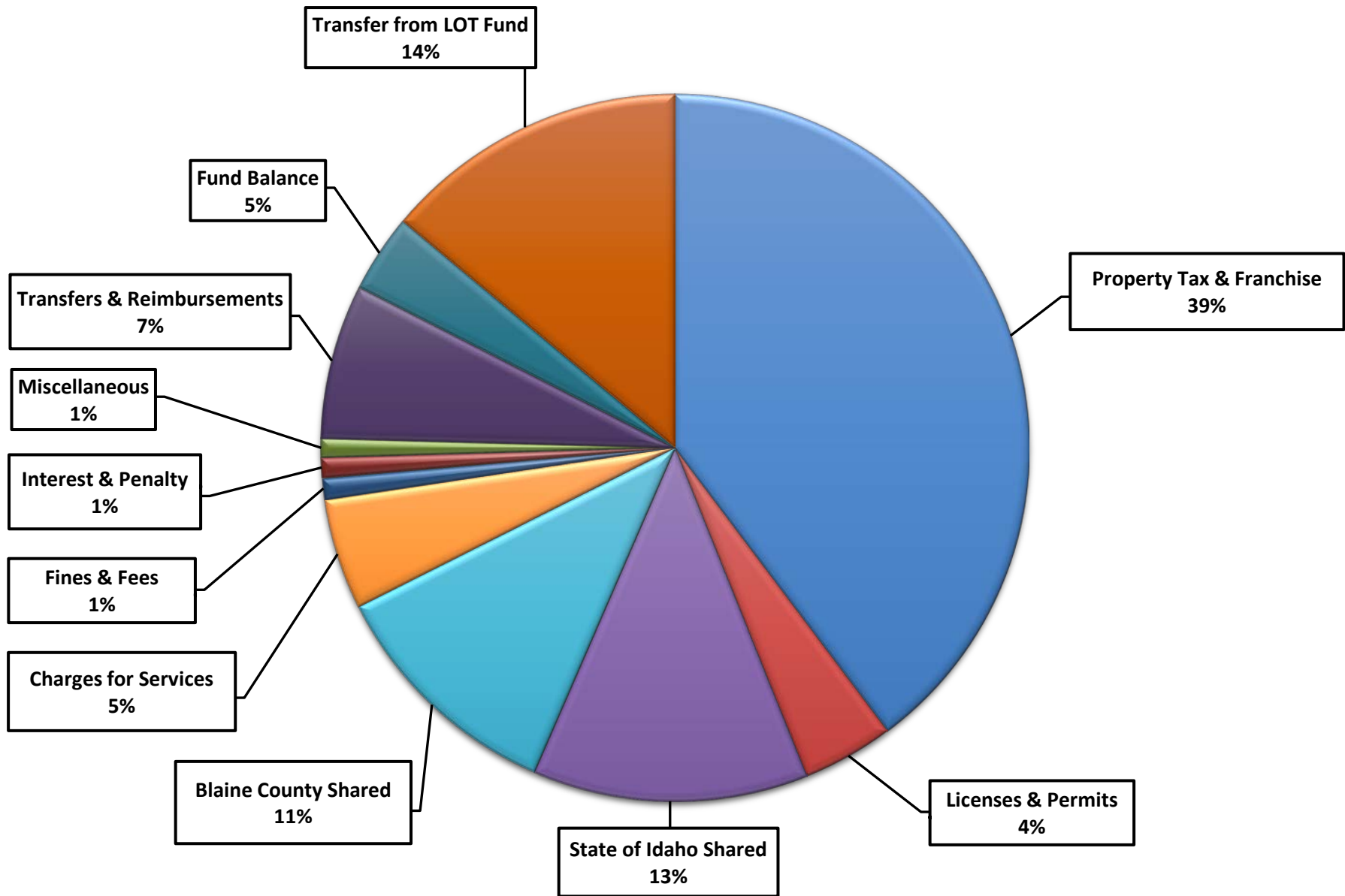
Revenues are forecasted to slightly decrease of approximately \$207,000 compared to the city amended budget from FY2023. However, the following revenues will see an increase: Local Option Tax transfer by \$100,000; property tax and franchise fees by \$289,031; and state and county shared fees by \$81,263.

Planned expenses are proposed to decrease by \$7,133 with \$150,000 in one-time spending. The revised budget allocates on-going funding for increases in health care, vehicle fuel, and power due to external rate changes. The revised budget allocates a blend of a 3% base compensation increase and a one-time 3% bonus.

The draft budget also allocates funding to add one full-time position in the Administration Department for overall assistance to city departments. Partial funding (\$50,000) was identified through altering the current communications contract. The budget makes allowances for the third year in the collective bargaining agreement with the Fire Department.

It is important to note that the recommended budget adheres to the restricted fund balances set by City Council of 17%.

FY 2024 General Fund Resources



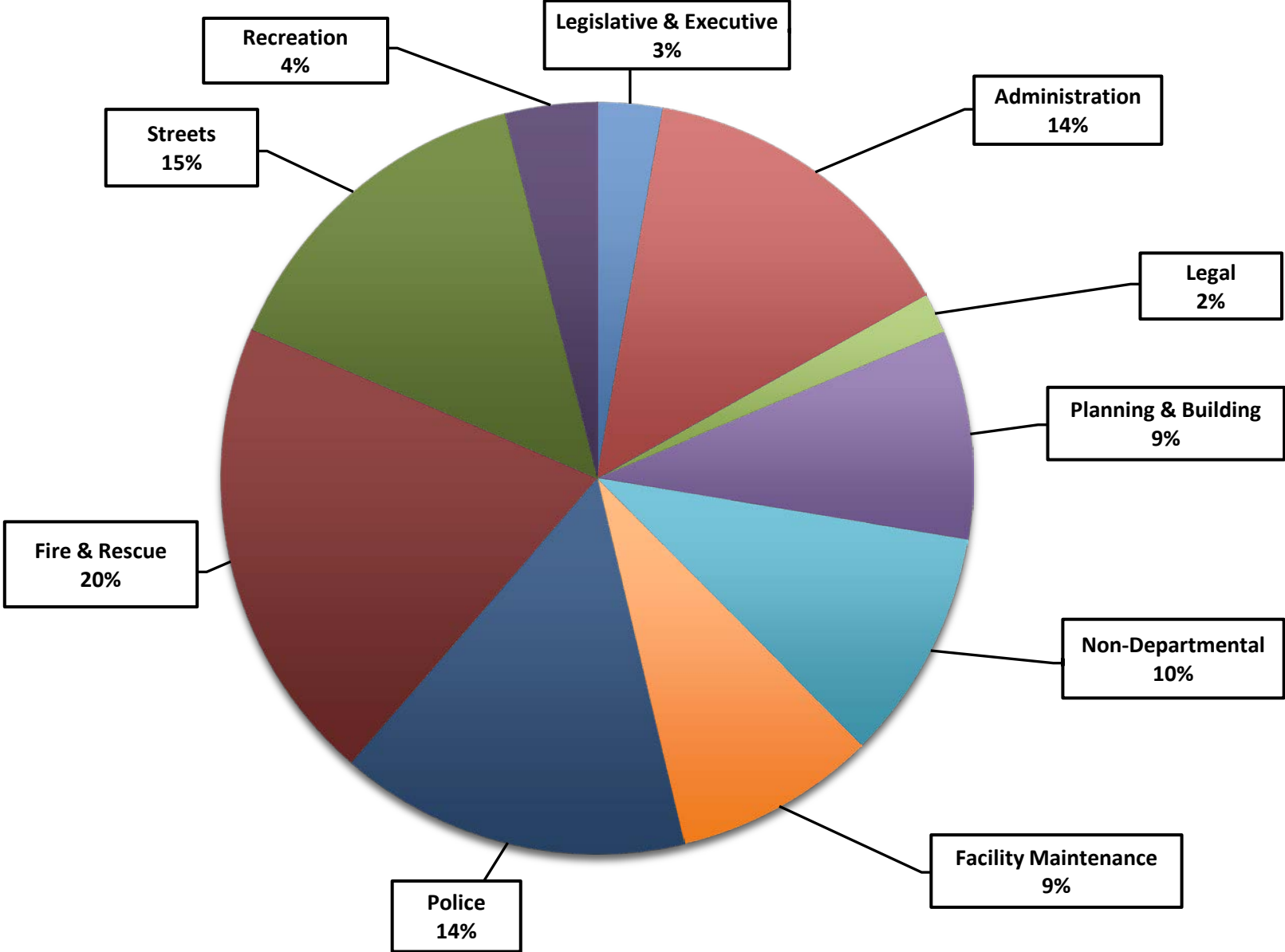
General Fund Detailed Revenue

		FY 2021 AUDITED	FY 2022 AUDITED	FY 2023 AMENDED	FY 2024 PROPOSED
		ACTUALS	ACTUALS	BUDGET	BUDGET
1	1. PROPERTY TAX & FRANCHISE	5,143,167	5,389,344	5,507,486	5,704,274
2	1000-GENERAL PROPERTY TAXES	4,603,017	4,783,073	4,895,073	5,065,132
3	1050-PROPERTY TAX REPLACEMENT	11,416	11,373	11,714	11,800
4	6100-IDAHO POWER FRANCHISE	-	-	-	-
5	6110-GAS FRANCHISE	97,087	108,000	100,000	100,000
6	6120-T.V. CABLE FRANCHISE	165,779	151,064	165,000	165,000
7	6130-WATER UTILITY ROW FEE (5%)	91,446	112,351	121,832	129,677
8	6140-WASTEWATER UTILITY ROW FEE(5%)	83,481	115,934	121,624	136,664
9	6150-SOLID WASTE FRANCHISE	75,230	83,417	80,243	84,000
10	9000-PENALTY & INTEREST ON TAXES	15,711	24,132	12,000	12,000
11	2. LICENSES & PERMITS	612,469	831,370	520,750	598,874
12	1110-BEER LICENSES	12,840	12,269	13,450	13,450
13	1120-LIQUOR LICENSES	6,678	8,752	8,400	8,400
14	1130-WINE LICENSES	14,617	14,221	14,000	14,000
15	1140-CATERING PERMITS	1,100	1,497	1,000	1,000
16	1150-OFF-SITE BUS./SPECIAL EVENTS P	13,716	25,855	13,000	13,000
17	1400-BUSINESS LICENSES	32,670	32,982	35,750	35,750
18	1410-SHORT TERM RENTAL LICENSES	-	166,520	73,500	204,624
19	1520-TAXI-LIMO PERMITS	1,455	2,535	2,750	2,750
20	2100-BUILDING PERMITS	516,904	556,374	350,000	300,000
21	2140-RIGHT-OF-WAY PERMITS	10,504	8,650	7,000	4,000
22	2160-STREET EXCAVATION PERMIT FEE	1,860	1,716	1,900	1,900
23	2600-SNOW STORAGE PERMITS	125	-	-	-
24	6800-TREE PERMITS/TREE REMOVAL PRMT	-	-	-	-
25	3. GRANTS	418,475	367,271	-	-
26	1120-FEDERAL GRANTS	307,050	6,474	-	-
27	4000-STATE TRANSPORTATION GRANT	-	-	-	-
28	4100-STATE GRANTS	107,675	31,747	-	-
29	4200-OTHER GRANTS	3,750	329,050	-	-
30	4. STATE OF IDAHO SHARED	1,701,999	1,732,909	1,729,694	1,805,957
31	5100-STATE LIQUOR APPORTIONMENT	428,870	404,523	409,315	407,421
32	5200-HIGHWAY USER'S REVENUE - STREE	172,462	216,713	200,568	257,992
33	5500-STATE SALES TAX ALLOCATION	-	-	-	-
34	5600-STATE SHARED REVENUE	1,100,666	1,111,673	1,119,811	1,140,544
35	5. COUNTY SHARED	1,233,336	1,307,927	1,584,357	1,589,357
36	8400-COUNTY COURT FINES	34,071	36,684	35,000	40,000
37	8600-COUNTY AMBULANCE CONTRACT	1,199,265	1,271,243	1,513,357	1,513,357
38	8600-COUNTY AMBULANCE STORAGE	-	-	36,000	36,000
39	9400-BLAINE COUNTY HOUSING AUTHORIT	-	-	-	-

General Fund Detailed Revenue, cont.

	FY 2021 AUDITED ACTUALS	FY 2022 AUDITED ACTUALS	FY 2023 AMENDED BUDGET	FY 2024 PROPOSED BUDGET	
40	6. CHARGES FOR SERVICES	1,095,012	1,120,818	781,500	729,700
41	1100-PLANNING FEES	232,143	112,495	125,000	100,000
42	1104-HOTEL FEES	-	-	-	-
43	1110-BUILDING PLAN CHECK FEES	320,327	351,027	227,500	195,000
44	1120-PLANNING PLAN CHECK FEES	215,899	246,781	159,250	136,500
45	1130-FIRE PLAN CHECK FEES	215,635	238,959	159,250	136,500
46	1400-MAILING FEES/PUBLICATION	-	-	-	-
47	1500-REPRODUCTION/FINGERPRINT FEES	573	328	500	500
48	2200-RURAL FIRE PROTECTION FEES	-	-	-	-
49	2250-SPECIAL FIRE FEES	12,716	20,474	5,000	15,000
50	3000-ANIMAL TRANSPORTS	-	-	-	-
51	3600-BANNER FEES	3,150	6,475	6,000	6,000
52	6100-BC SCH DIST.PARK MAINT. CONTR	15,000	15,000	16,500	18,200
53	6300-PARK YOUTH PROGRAM FEES	57,680	98,167	70,000	100,000
54	6320-PARK USER FEES	17,109	22,608	10,000	15,000
55	6330-PARK SWIM TEAM	-	-	-	-
56	6700-PARK CONCESSION SALES	4,781	8,378	2,500	7,000
57	6800-TREE SERVICES	-	125	-	-
58	7. FINES & FEES	70,020	47,779	50,000	116,000
59	1100-PARKING FINES	55,763	38,960	45,000	112,000
60	1200-ELECTRIC VEHICLE CHARGING	119	-	-	-
61	1300- PAID PARKING	14,138	8,820	5,000	4,000
62	8. INTEREST & RENTS	105,129	113,246	273,788	132,468
63	1000-INTEREST EARNINGS	19,516	39,839	191,000	50,000
64	1020-INTEREST EARNINGS-491 SV ROAD	0	0	-	-
65	1500-GAIN/LOSS ON INVESTMENTS	-	-	-	-
66	2000-RENT	4,750	3,730	6,000	6,000
67	2010-RENT -PARK RESERVATIONS	10,075	3,210	6,000	10,000
68	2020-RENT-491 SUN VALLEY ROAD	70,788	66,468	70,788	66,468
69	2020-RENT-LIFT TOWER LODGE	-	-	-	-
70	9. MISCELLANEOUS	147,096	5,013	410,802	122,000
71	3600-REFUNDS & REIMBURSEMENTS	135,695	2,374	388,802	100,000
72	3610-REFUNDS & REIMBURSEMENTS-BLAINE CO HOUSING	-	-	-	-
73	3610-REFUNDS & REIMBURSEMENTS-RESORT CITIES	-	2,500	14,000	14,000
74	3650-REFUNDS & REIMBURSEMENTS-BLAINE TOUR	-	-	8,000	8,000
75	4000-SALE OF FIXED ASSETS	1,225	89	-	-
76	4100-SALE OF FIXED ASSETS-STREET	-	-	-	-
77	6500-DONATIONS	175	-	-	-
78	7000-MISCELLANEOUS	9,626	50	-	-
79	7010-MISCELLANEOUS-STREET	-	-	-	-
80	7020-FLOOD PLAIN PROG REIMBURSEMENT	375	-	-	-
81	7030-BUILDING PERMIT REIMBURSEMENT	-	-	-	-
82	10. TRANSFERS & REIMBURSEMENTS	2,159,363	2,581,202	2,794,332	3,014,234
83	8701-KETCHUM RURAL REIMB-SAL/BEN	3,946	-	-	-
84	8703-TRANSFER FROM GENERAL CIP	-	270	-	-
85	8718-TRANSFER STREET GO BOND	-	-	-	-
86	8720-TRANSFER FRM FIRE TRUST FUND	-	-	-	-
87	8722-LOT REIMB-GF ADMIN.EXPENSES	2,500	3,000	3,000	5,000
88	8722-TRANSFER FROM 1% ADD'L LOT FUND-HOUSING	-	-	-	-
89	8722-TRANSFER FROM LOT FUND	1,309,465	1,718,672	1,900,000	2,000,000
90	8763-REIMBURSEMENT FROM WATER FUND	279,172	287,547	218,048	286,444
91	8764-WATER FUND REIMB-ADMIN.EXPENSE	106,090	109,273	96,486	110,169
92	8765-REIMBUREMENT FROM WASTEWATER FD	279,172	287,547	298,280	337,728
93	8766-WW FUND REIMB-ADMIN.EXPENSES	146,149	150,533	131,989	129,893
94	8798-URA FND REIM-SALARIES/BENEFITS	-	24,359	50,000	120,000
95	8798-URA FUND REIMB-ADMIN. EXPENSES	32,869	-	96,529	25,000
96	11. FUND BALANCE	-	-	684,886	674,835
97	9000-FUND BALANCE	-	-	684,886	674,835
98	Grand Total	12,686,067	13,496,877	14,337,595	14,487,698

FY 2024 General Fund Expenses



FY 2024 General Fund Expenses

	FY 2021 Audited Actuals	FY 2022 Audited Actuals	FY 2023 Adopted w/ Amended Budget	FY 2024 Proposed Budget	One-Time
GENERAL FUND EXPENDITURES	12,316,001	12,364,479	14,137,221	14,487,699	
Expenditures	FY 2021 Audited Actuals	FY 2022 Audited Actuals	FY 2023 Adopted w/ Amended Budget	FY 2024 Proposed Budget	One-Time
1. Legislative & Executive	331,472	360,635	383,452	406,260	
2. Administration	1,829,993	1,736,652	1,744,915	2,046,807	
3. Legal	230,734	238,600	244,360	250,293	
4. Planning & Building	868,033	915,451	1,000,116	1,298,506	150,000
5. Non-Departmental	2,115,349	2,239,799	716,515	1,444,009	
6. Facility Maintenance	688,629	954,728	1,106,417	1,258,992	
7. Police	1,658,523	1,843,947	2,063,870	2,183,891	
8. Fire & Rescue	2,130,718	2,649,227	2,622,064	2,916,912	
9. Streets	1,963,199	1,891,540	2,062,892	2,110,716	
10. Recreation	499,352	607,505	552,463	571,313	
Total Expenditures	12,316,001	13,438,084	12,497,062	14,487,699	150,000
Funding Requests					
1. Communications one time anticipated			34,151		
2. Comp & Zoning Plan one-time anticipated			80,000		
3. KURA Reimbursement for Executive Director			100,266		
4. Blaine City Tour(reimbursed)			8,000		
5. #23016 Blaine Co Sustainability			88,802		
6. Transfer to CIP Blaine Co refunds FY2020 & FY2021			253,802		
7. Transfer to City/County Housing			266,349		
8. FY2022 KURA Reimburse In-Lieu fees transferred funds FY2023			201,061		
9. #23032 Irish Electric (city hall HVAC)			4,860		
10. #23033 Thorton Heating (city hall HVAC)			21,961		
11. #23039 Lobbyist			25,000		
12. #22813 Fire & Rescue New Ambulance FTE/ FAM Benies			31,906		
13. #22813 Sean Dumke Firefighter/para ambulance			88,094		
14. #22813 Fire & Rescue OT & Paid on call			121,062		
15. #22813 Paramedic Certification			5,200		
16. #23046 Apollo Professional Services Streets snow hauling			25,000		
17. #23048 BD Financial Consulting			15,000		
18. #23053 Western States 2nd Dozer Rental			30,000		
19. Streets snow hauling and staff time anticipated			198,645		
20. Streets overtime			41,000		
21.					
Sub-total			1,640,159		
Inflationary Changes					
1.					
Sub-total			-		
	12,316,001	13,438,084	14,137,221	14,487,699	150,000



Department Summaries



City of Ketchum | 2024 Draft Budget
Administration Department

This budget contains the operating accounts for City Administration, Treasury and City Clerk. The City Administrator supports the Mayor and City Council, manages the budget, and provides oversight of all departments on day-to-day administration of city operations.

The Treasury and City Clerk teams are responsible for a range of services such as maintaining ordinances/resolutions, public record requests, and retention of city official records and information technology. In addition, the team prepares and maintains all financial accounting, payment of bills, procurement, and payroll.

Fiscal Year 2023 Highlights

- Salaries decreased due to moving General Fund use for a Public Works Director position to the Non-Departmental section.
- Professional Services increased due to a 10% contract increase with Ketchum Computers.
- Telephone & Communications increased due to a one-time payment to afford implementation of new fiber.

Personnel:

- No changes.

Fiscal Year 2024 Highlights

- Request for one FTE (Admin Support Position) that would support City Clerk/Business Manager. Partial funding (\$50,000) was identified through altering the current communications contract.
- Professional Services increased due to contract increase with Ketchum Computers.

Personnel:

- One FTE added – Admin Support Position.

Administrative Expenditures

		FY 2021	FY 2022	FY 2023	FY 2024
		AUDITED	AUDITED	AMENDED	PROPOSED
GENERAL FUND EXPENDITURES		ACTUALS	ACTUALS	BUDGET	BUDGET
36	1. ADMINISTRATIVE	1,829,993	1,639,012	1,794,066	2,046,807
37	1. PERSONAL SERVICES	1,116,628	1,050,843	1,113,898	1,354,519
38	1000-SALARIES	703,170	680,891	700,556	824,345
39	1500-PART TIME SALARIES	-	-	10,000	10,000
40	1900-OVERTIME	137	-	-	-
41	2100-FICA TAXES-CITY	55,520	51,971	54,358	63,827
42	2200-STATE RETIREMENT-CITY	92,285	93,319	84,840	92,162
43	2400-WORKMEN'S COMPENSATION-CITY	505	915	1,492	1,498
44	2500-HEALTH INSURANCE-CITY	200,742	195,651	228,862	306,944
45	2505-HEALTH REIMBURSEMENT ACCT(HRA)	7,472	2,500	7,575	12,342
46	2510-DENTAL INSURANCE-CITY	5,255	5,505	6,189	6,746
47	2515-VISION REIMBURSEMENT ACCT(HRA)	4,144	1,316	3,900	5,100
48	2550-HEALTH-VISION-CAFETERIA ADMIN	-	-	-	-
49	2600-LONG TERM DISABILITY	2,752	2,487	3,126	3,655
50	2700-VACATION/SICK ACCRUAL PAYOUT	32,646	4,290	-	15,900
51	2710-VACATION/COMPENSATION PAYOUT	-	-	-	-
52	2760-EMPLOYEE HOUSING SUBSIDY	12,000	12,000	12,000	12,000
53	2800-STATE UNEMPLOYMENT INSURANCE	-	-	1,000	-
54	2900-PERFORMANCE AWARDS	-	-	-	-
55	2. MATERIALS AND SERVICES	711,119	584,455	679,168	691,288
56	3100-OFFICE SUPPLIES & POSTAGE	17,197	23,200	20,000	20,000
57	3310-STATE SALES TAX-GEN.GOV. & PAR	115	31	500	500
58	3600-COMPUTER SOFTWARE	-	-	-	-
59	4000-ELECTIONS	-	-	-	-
60	4200-PROFESSIONAL SERVICES	88,493	80,126	116,500	122,525
61	4400-ADVERTISING & LEGAL PUBLICATIO	16,241	11,625	12,000	12,000
62	4600-PROPERTY & LIABILITY INSURANCE	100,381	87,204	93,778	116,015
63	4800-DUES, SUBSCRIPTIONS & MEMBERSH	3,850	4,192	5,000	5,000
64	4900-PERSONNEL TRAINING/TRAVEL/MTG	1,483	1,085	5,000	5,000
65	4902-TRAINNG/TRVL/MTG-CITY ADM/ASST	297	922	5,000	5,000
66	4950-TUITION REIMBURSEMENT	-	-	-	-
67	5100-TELEPHONE & COMMUNICATIONS	74,062	85,753	106,020	84,840
68	5110-COMPUTER NETWORK	114,128	111,654	73,191	85,426
69	5150-COMMUNICATIONS	67,073	61,275	104,451	90,000
70	5200-UTILITIES	48,571	37,358	37,440	42,682
71	5210-SOLID WASTE COLLECTION	52	-	-	-
72	5220-RECYCLING PROGRAM-ERC	-	-	-	-
73	5900-REPAIR & MAINTENANCE-BUILDINGS	36,441	2,234	-	-
74	5910-REPAIR & MAINT-491 SV ROAD	85,030	-	-	-
75	6500-CONTRACTS FOR SERVICES	57,706	48,478	70,000	70,000
76	6510-COMPUTER SERVICES	-	29,318	30,288	32,300
77	3. CAPITAL OUTLAY	2,246	3,714	1,000	1,000
78	7400-OFFICE FURNITURE & EQUIPMENT	2,246	3,714	1,000	1,000



The Fire and Rescue Department provides a range of emergency services, from municipal fire protection services to backcountry rescue. They provide paramedic level emergency medical care to the City of Ketchum and the entire northern Blaine County through a contract for services with the Blaine County Ambulance District. The department is composed of highly trained career, full-time staff as well as trained paid-on-call firefighters.

Fiscal Year 2023 Highlights

- Budget included the 2nd year of the labor contract.
- Assumed a 3% revenue increase for ambulance contract. A higher budget request (\$371,062) was submitted to the Ambulance District.

Personnel:

- New Short Term Rental Fire Inspector position.

Fiscal Year 2024 Highlights

- Funding for the 3rd and final year of the collective labor agreement.

Personnel:

- FY23 interim budget change included two positions to keep up with 49% increase in calls for service over last four years.

Fire and Rescue Expenditures

GENERAL FUND EXPENDITURES		FY 2021 AUDITED ACTUALS	FY 2022 AUDITED ACTUALS	FY 2023 AMENDED BUDGET	FY 2024 PROPOSED BUDGET
224	8. FIRE & RESCUE	2,130,718	2,570,687	2,868,326	2,916,912
225	1. PERSONAL SERVICES	1,886,719	2,240,896	2,524,946	2,536,332
226	1000-SALARIES	993,714	1,170,099	1,262,932	1,322,479
227	1500-PAID ON-CALL WAGES	129,410	130,419	256,062	135,000
228	1700-WOOC (WORKING OUT OF CLASS)	-	8,828	6,500	6,500
229	1900-OVERTIME	50,085	100,775	75,000	75,000
230	2100-FICA TAXES-CITY	89,327	107,126	103,997	101,170
231	2200-STATE RETIREMENT-CITY	5,798	6,481	5,941	-
232	2300-FIREMEN'S RETIREMENT-CITY	122,521	152,675	150,360	186,168
233	2310-DEF.COMP-Pd On Call/PT Emp	-	-	12,000	12,000
234	2400-WORKMEN'S COMPENSATION-CITY	31,763	40,677	37,803	40,000
235	2500-HEALTH INSURANCE-CITY	358,555	429,031	477,272	519,578
236	2505-HEALTH REIMBURSEMENT ACCT(HRA)	18,130	12,882	20,625	20,575
237	2510-DENTAL INSURANCE-CITY	9,522	10,461	10,882	10,935
238	2515-VISION REIMBURSEMENT ACCT(HRA)	4,702	2,724	8,100	8,100
239	2520-WORKMEN'S COMP. COVERAGE	-	(1,012)	-	-
240	2530-EMPLOYEE MEDICAL SERVICES	156	-	3,000	3,000
241	2535-VEBA	40,200	47,700	46,800	57,600
242	2540-MERP-MEDICAL EXP REIMBURSEMENT	5,025	5,400	5,850	7,200
243	2550-HEALTH-VISION-CAFETERIA ADMIN	-	-	-	-
244	2600-LONG TERM DISABILITY	4,033	4,195	5,025	5,827
245	2700-VACATION/SICK ACCRUAL PAYOUT	23,779	10,705	23,238	18,000
246	2710-VACATION/COMPENSATION PAYOUT	-	830	6,359	-
247	2750-INSURANCE EQUILIZATION PAY	-	-	-	-
248	2800-STATE UNEMPLOYMENT INSURANCE	-	-	3,000	3,000
249	2900-PERFORMANCE AWARDS	-	898	4,200	4,200

Fire and Rescue Expenditures, cont.

GENERAL FUND EXPENDITURES		FY 2021 AUDITED ACTUALS	FY 2022 AUDITED ACTUALS	FY 2023 AMENDED BUDGET	FY 2024 PROPOSED BUDGET
250	2. MATERIALS AND SERVICES	153,889	271,361	284,950	322,150
251	3200-OPERATING SUPPLIES FIRE	16,381	31,013	34,000	34,000
252	3210-OPERATING SUPPLIES EMS	52,241	50,912	60,000	60,000
253	3500-MOTOR FUELS & LUBRICANTS FIRE	5,498	14,644	8,000	8,000
254	3510-MOTOR FUELS & LUBRICANTS EMS	4,730	5,732	8,000	8,000
255	3600-COMPUTER SOFTWARE	-	-	-	-
256	4200-PROFESSIONAL SERVICES FIRE	3,747	24,760	10,000	10,000
257	4210-PROFESSIONAL SERVICES EMS	1,034	945	4,000	2,000
258	4220-PROFESSIONAL SRVS FIRE CHIEF	-	-	-	-
259	4800-DUES, SUBSCRIPTIONS & MEMBERSH	193	-	-	-
260	4900-TRAINING/TRAVEL/MTG FIRE	3,312	1,355	8,000	16,000
261	4902-FIRE CHIEF'S TRAINING	-	-	-	-
262	4903-ASSISTANT FIRE CHIEF TRAINING	-	1,439	-	-
263	4910-TRAINING EMS	7,187	24,365	20,200	15,000
264	4920-TRAINING-FACILITY	5,306	2,340	2,200	12,000
265	4950-TUITION REIMBURSEMENT	-	-	-	-
266	5100-TELEPHONE & COMMUNICATION FIRE	13,895	20,197	21,000	21,000
267	5110-TELEPHONE & COMMUNICATION EMS	15,500	17,987	21,000	21,000
268	5200-UTILITIES	-	29,707	40,000	45,600
269	5900-REPAIR & MAINTENANCE-BUILDINGS	-	192	-	24,000
270	6000-REPAIR & MAINT-AUTO EQUIP FIRE	8,943	13,447	16,000	16,000
271	6010-REPAIR & MAINT-AUTO EQUIP EMS	2,236	7,372	12,000	12,000
272	6100-REPAIR & MAINT--MACHINERY & EQ	8,196	6,796	8,000	8,000
273	6110-REPAIR & MAINT--MACHINERY & EQ	833	3,075	2,300	2,300
274	6900-OTHER PURCHASED SERVICES FIRE	2,784	2,211	3,250	3,250
275	6910-OTHER PURCHASED SERVICES EMS	1,874	12,873	7,000	4,000
276	3. CAPITAL OUTLAY	33,680	-	58,430	58,430
277	7500-AUTOMOTIVE EQUIPMENT	-	-	-	-
278	7600-OTHER MACHINERY & EQUIP FIRE	33,680	-	-	-
279	7610-OTHER MACHINERY & EQUIP EMS	-	-	-	-
280	7700-LEASES	-	-	58,430	58,430
281	4. TRANSFERS	56,430	58,430	-	-
282	8811-AERIAL TOWER LEASE	56,430	58,430	-	-



City of Ketchum | 2024 Draft Budget
Legal Services

The Legal Services Department includes funding for the City Attorney and City Prosecutor. A contracted City Attorney provides legal counsel for the City, including the Mayor, City Council, Planning Commission and Staff. The City Attorney performs legal research; negotiates, reviews and drafts contracts, franchises, resolutions, and ordinances; monitors federal, state, and local laws and regulations, and defends City litigation.

Fiscal Year 2023 Highlights

- Assumed a 3% increase in contract with the city attorney.

Personnel:

- No changes.

Fiscal Year 2024 Highlights

- Assumes a 3% increase in contract with the city attorney.

Personnel:

- No changes.

GENERAL FUND EXPENDITURES		FY 2021 AUDITED ACTUALS	FY 2022 AUDITED ACTUALS	FY 2023 AMENDED BUDGET	FY 2024 PROPOSED BUDGET
79	2. LEGAL	230,734	214,187	244,360	250,293
80	2. MATERIALS AND SERVICES	230,734	214,187	244,360	250,293
81	4200-PROFESSIONAL SERVICES	185,495	168,948	197,760	203,693
82	4270-CITY PROSECUTOR	45,239	45,239	46,600	46,600
83	4800-DUES, SUBSCRIPTION, MEMBERSHIP	-	-	-	-
84	4900-PERSONNEL TRAINING/TRAVEL/MTG	-	-	-	-
85	5100-TELEPHONE & COMMUNICATIONS	-	-	-	-



City of Ketchum | 2024 Draft Budget
Legislative and Executive Department

The Legislative and Executive Department budget contains the operating accounts for the Mayor and City Council. The Mayor serves as chief executive and City Council holds the legislative powers including the approval of ordinances, annual budget, and contracts. The Mayor recommends policy matters to City Council with the City Administrator handling the implementation.

Fiscal Year 2023 Highlights

- No changes.

Personnel:

- No changes.

Fiscal Year 2024 Highlights

- Increase reflects the increase in healthcare costs.

Personnel:

- No changes.

Legislative and Executive Expenditures

GENERAL FUND EXPENDITURES		FY 2021 AUDITED ACTUALS	FY 2022 AUDITED ACTUALS	FY 2023 AMENDED BUDGET	FY 2024 PROPOSED BUDGET
1	0. LEGISLATIVE & EXEC	331,472	349,656	383,452	406,260
2	1. PERSONAL SERVICES	314,946	334,489	361,360	384,168
3	1000-SALARIES	120,281	120,596	120,686	120,686
4	1500-PART-TIME	-	-	-	-
5	1900-OVERTIME	-	-	-	-
6	2100-FICA TAXES-CITY	8,536	8,582	9,233	9,232
7	2200-STATE RETIREMENT-CITY	14,410	14,410	14,410	13,493
8	2400-WORKER'S COMPENSATION-CITY	116	110	253	157
9	2500-HEALTH INSURANCE-CITY	163,807	181,309	200,785	223,406
10	2505-HEALTH REIMBURSEMENT ACCT(HRA)	2,245	3,566	7,675	8,875
11	2510-DENTAL INSURANCE-CITY	3,609	3,609	3,887	3,888
12	2515-VISION REIMBURSEMENT ACCT(HRA)	1,410	1,777	3,900	3,900
13	2550-HEALTH-VISION-CAFETERIA ADMIN	-	-	-	-
14	2600-LONG TERM DISABILITY	531	531	531	531
15	2700-VACATION/SICK ACCRUAL PAYOUT	-	-	-	-
16	2710-VACATION/COMPENSATION PAYOUT	-	-	-	-
17	2760-EMPLOYEE HOUSING SUBSIDY	-	-	-	-
18	2800-STATE UNEMPLOYMENT INSURANCE	-	-	-	-
19	2. MATERIALS AND SERVICES	16,526	14,608	21,092	21,092
20	3100-OFFICE SUPPLIES & POSTAGE	1,817	1,468	3,167	3,167
21	3160-OFFICE SUPPLIES/POSTAGE-HOTEL	-	-	-	-
22	3200-OPERATING SUPPLIES	2,576	3,330	2,125	2,125
23	3500-MOTOR FUELS & LUBRICANTS	-	-	-	-
24	3600-COMPUTER SOFTWARE	-	-	-	-
25	4000-ELECTIONS	-	-	2,500	2,500
26	4200-PROFESSIONAL SERVICES	11,075	8,821	8,600	8,600
27	4800-DUES, SUBSCRIPTIONS & MEMBERSH	400	483	1,700	1,700
28	4860-DUES,SUBSCRIPTNS,MEMBRSP-HOTEL	-	-	-	-
29	4900-PERSONNEL TRAINING/TRAVEL/MTG	-	-	-	-
30	4910-MYR/CNCL-TRAINING/TRAVEL/MTG	659	507	3,000	3,000
31	4960-TRAINING/TRAVEL/MTG-HOTEL	-	-	-	-
32	5100-TELEPHONE & COMMUNICATIONS	-	-	-	-
33	6000-REPAIR & MAINT--AUTOMOTIVE EQU	-	-	-	-
34	3. CAPITAL OUTLAY	-	560	1,000	1,000
35	7400-OFFICE FURNITURE & EQUIPMENT	-	560	1,000	1,000



City of Ketchum | 2024 Draft Budget
Planning and Building Department

The Planning and Building Department is responsible for long-range (comprehensive) planning, current planning functions, and management of all developments, both past and present. The Planning and Building Department administers the Zoning Code, Subdivision Code, various Building Codes, and coordinates reviews from other City Departments. The Planning and Building Department provides staff support to the Planning Commission, City Council, and the Historic Preservation Commission.

Fiscal Year 2023 Highlights

- Increased contract with IDBS to align with projected workload. Contract set up to only pay for actual hours completed.
- Request for one-time funds to update the zoning code – a one-time -expense – reflected on the General Fund Expenditures chart.

Personnel:

- Added an Associate Planner position.

Fiscal Year 2024 Highlights

- Increased professional services budget by one-time \$129,500 to fund consulting fees for update to comprehensive plan and land use regulations update.
- Planning and Building Department revenue projections assume a 3% decrease in revenues from FY23.
- Planning fee revenues do not include fee increase assumptions.

Personnel:

- Senior Planner position vacant but funded.

Planning and Building Expenditures

GENERAL FUND EXPENDITURES		FY 2021 AUDITED ACTUALS	FY 2022 AUDITED ACTUALS	FY 2023 AMENDED BUDGET	FY 2024 PROPOSED BUDGET
88	3. PLANNING & BUILDING	868,033	920,853	1,080,116	1,298,506
89	1. PERSONAL SERVICES	494,778	644,870	674,116	875,056
90	1000-SALARIES	317,990	423,777	428,938	514,157
91	1200-PLANNING & ZONING COMMISSION	20,400	17,400	25,200	25,200
92	1900-OVERTIME	-	-	-	-
93	2100-FICA TAXES-CITY	24,364	35,314	34,742	41,261
94	2200-STATE RETIREMENT-CITY	40,407	55,605	54,224	60,300
95	2400-WORKER'S COMPENSATION-CITY	3,962	4,765	6,220	933
96	2500-HEALTH INSURANCE-CITY	76,304	100,882	111,184	193,025
97	2505-HEALTH REIMBURSEMENT ACCT(HRA)	2,679	1,217	5,275	7,050
98	2510-DENTAL INSURANCE-CITY	2,562	3,068	4,046	4,013
99	2515-VISION REIMBURSEMENT ACCT(HRA)	1,983	1,164	2,400	3,300
100	2550-HEALTH-VISION-CAFETERIA ADMIN	-	-	-	-
101	2600-LONG TERM DISABILITY	1,344	1,679	1,887	2,157
102	2700-VACATION/SICK ACCRUAL PAYOUT	2,783	-	-	23,660
103	2710-VACATION/COMPENSATION PAYOUT	-	-	-	-
104	2800-STATE UNEMPLOYMENT INSURANCE	-	-	-	-
105	2900-PERFORMANCE AWARDS	-	-	-	-
106	2. MATERIALS AND SERVICES	373,254	275,983	405,500	422,450
107	3100-OFFICE SUPPLIES & POSTAGE	4,887	4,458	6,000	6,000
108	3200-OPERATING SUPPLIES	7,332	1,284	1,200	1,200
109	3600-COMPUTER SOFTWARE	-	-	-	-
110	4200-PROFESSIONAL SERVICES	109,333	48,859	150,000	49,500
111	4210-PROFESSIONAL SERVICES - IDBS	238,293	200,793	210,000	321,750
112	4220-PROF SVCS-FLOOD PLAIN PROG REM	375	571	5,000	10,000
113	4230-PROF SVCS-BUILDING PERMIT REIM	-	-	-	-
114	4400-ADVERTISING & LEGAL PUBLICATIO	5,109	10,992	10,000	10,000
115	4500-GEOGRAPHIC INFO SYSTEMS	5,700	5,100	5,300	6,000
116	4800-DUES, SUBSCRIPTIONS & MEMBERSH	670	938	4,000	4,000
117	4900-PERSONNEL TRAINING/TRAVEL/MTG	990	1,491	10,000	10,000
118	4970-TRAINING/TRAVEL/MTG-P&Z COMM	-	751	3,000	3,000
119	5100-TELEPHONE & COMMUNICATIONS	-	-	-	-
120	6510-EVENTS SPONSORSHIPS	-	-	-	-
121	6910-OTHER PURCHASED SERVICES	565	746	1,000	1,000
122	3. CAPITAL OUTLAY	-	-	500	1,000
123	7400-OFFICE FURNITURE & EQUIPMENT	-	-	500	1,000



City of Ketchum | 2024 Draft Budget
Police Department

The Ketchum Police Department, contracted through the Blaine County Sheriff's Office, is responsible for enforcing all local and state laws to protect the residents and visitors of Ketchum. The department consists of patrol/traffic enforcement functions, investigations, and administration.

Funding for the Community Service Officers (CSO) is also contained in the department budget. The officers focus on parking enforcement and compliance with city code violations.

Fiscal Year 2023 Highlights

- Implemented similar compensation as the County – 5% increase plus a one-time 4% bonus.

Personnel:

- No changes.

Fiscal Year 2024 Highlights

- Contract request to increase by \$154,373.
- Contract assumes a 6% base adjustment; city financial model assumes 3%.

Personnel:

- No changes.

Police Expenditures

GENERAL FUND EXPENDITURES		FY 2021 AUDITED ACTUALS	FY 2022 AUDITED ACTUALS	FY 2023 AMENDED BUDGET	FY 2024 PROPOSED BUDGET
193	7. POLICE	1,658,523	1,853,562	2,063,870	2,183,891
194	1. PERSONAL SERVICES	161,138	224,095	250,936	253,562
195	1000-SALARIES	79,303	96,835	94,421	100,646
196	1500-PART-TIME	9,496	17,565	28,708	26,754
197	1900-OVERTIME	1,940	1,404	5,000	5,000
198	2100-FICA TAXES-CITY	6,664	9,585	9,802	10,129
199	2200-STATE RETIREMENT-CITY	9,722	13,016	15,299	11,811
200	2400-WORKMEN'S COMPENSATION-CITY	2,096	3,145	3,694	4,637
201	2500-HEALTH INSURANCE-CITY	47,531	78,228	85,114	87,104
202	2505-HEALTH REIMBURSEMENT ACCT(HRA)	1,697	1,992	3,550	3,550
203	2510-DENTAL INSURANCE-CITY	1,269	1,562	1,625	1,548
204	2516-VISION REIMBURSEMENT ACCT(HRA)	1,117	482	1,500	1,800
205	2600-LONG TERM DISABILITY	304	281	1,724	583
206	2800-STATE UNEMPLOYMENT INSURANCE	-	-	500	-
207	2. MATERIALS AND SERVICES	1,497,385	1,629,468	1,812,934	1,920,329
208	3100-OFFICE SUPPLIES & POSTAGE	7,207	797	1,200	3,500
209	3200-OPERATING SUPPLIES	7,184	2,246	3,000	3,250
210	3500-MOTOR FUELS & LUBRICANTS	752	2,887	3,000	4,250
211	3600-COMPUTER SOFTWARE	10,815	-	2,000	2,100
212	3610-PARKING OPS PROCESSING FEES	5,601	4,686	5,000	7,000
213	3620-PARKING OPS EQUIPMENT FEES	11,396	12,415	11,000	3,250
214	4200-PROFESSIONAL SERVICES	26,631	27,810	20,000	20,000
215	4210-PROFESSIONAL SERVICE-SNOW TOWS	-	-	-	-
216	4250-PROF.SERVICES-BCSO CONTRACT	1,427,800	1,568,569	1,748,234	1,862,679
217	4900-PERSONNEL TRAINING/TRAVEL/MTG	-	-	-	-
218	5100-TELEPHONE & COMM	-	3,986	3,000	2,300
219	6000-REPAIR & MAINT--AUTOMOTIVE EQU	-	6,071	16,500	12,000
220	3. CAPITAL OUTLAY	-	-	-	10,000
221	7500-AUTOMOTIVE EQUIPMENT	-	-	-	10,000
222	7600-OTHER MACHINERY & EQUIPMENT	-	-	-	-
223	7700-LEASES	-	-	-	-



The Recreation Department is responsible for providing safe and healthy recreation opportunities for the citizens of Ketchum and visitors to the community. The department operates structured recreation programs throughout the year at the Terry Tracy Recreation Center at Atkinson Park.

Fiscal Year 2023 Highlights

- Staff changes during 2022 lead to savings via benefits coverage.

Personnel:

- No changes.

Fiscal Year 2024 Highlights

- Procurement of a passenger van for our youth programming.
- Continue to offer the most affordable year-round youth recreation programs in the valley.
- Working with the BCSD on their Hemingway masterplan.
- FY24 budget includes a small increase in professional service to accommodate environmental education through our partner, the ERC.

Personnel:

- No changes.

Recreation Expenditures

GENERAL FUND EXPENDITURES		FY 2021 AUDITED ACTUALS	FY 2022 AUDITED ACTUALS	FY 2023 AMENDED BUDGET	FY 2024 PROPOSED BUDGET
319	10. RECREATION	498,214	500,598	552,463	571,313
320	1. PERSONAL SERVICES	464,677	445,182	498,463	511,663
321	1000-SALARIES	234,988	234,662	260,672	271,479
322	1500-PART-TIME/SEASONAL	39,900	40,470	62,000	62,000
323	1900-OVERTIME	124	341	-	-
324	2100-FICA TAXES - CITY	20,489	21,771	24,684	25,511
325	2200-STATE RETIREMENT - CITY	28,681	29,746	31,124	30,351
326	2400-WORKER'S COMPENSATION - CITY	4,464	5,864	6,453	6,453
327	2500-HEALTH INSURANCE - CITY	122,509	99,290	103,501	105,921
328	2505-HEALTH REIMBURSEMENT ACCT(HRA)	8,399	7,668	3,500	3,500
329	2510-DENTAL INSURANCE-CITY	2,952	2,397	2,589	2,466
330	2515-VISION REIMBURSEMENT ACCT(HRA)	1,233	1,940	1,800	1,800
331	2550-HEALTH-VISION-CAFETERIA ADMIN	-	-	-	-
332	2600-LONG TERM DISABILITY	940	1,032	1,071	1,114
333	2700-VACATION/SICK ACCRUAL PAYOUT	-	-	-	-
334	2710-VACATION/COMPENSATION PAYOUT	-	-	-	-
335	2800-STATE UNEMPLOYMENT INSURANCE	-	-	1,068	1,068
336	2900-PERFORMANCE AWARDS	-	-	-	-
337	2. MATERIALS AND SERVICES	33,537	44,626	54,000	59,650
338	3100-OFFICE SUPPLIES & POSTAGE	508	315	750	750
339	3200-OPERATING SUPPLIES	2,206	3,839	4,000	4,000
340	3210-SPECIAL EVENT SUPPLIES	-	-	-	-
341	3250-RECREATION SUPPLIES	7,786	10,622	10,000	10,000
342	3280-YOUTH GOLF	-	434	1,000	1,000
343	3290-SWIM TEAM	-	-	-	-
344	3300-RESALE ITEMS-CONCESSION SUPPLY	4,809	4,165	8,000	8,000
345	3310-STATE SALES TAX-PARK	6,767	6,569	8,000	8,000
346	3500-MOTOR FUELS & LUBRICANTS	1,352	2,177	3,000	3,000
347	3600-COMPUTER SOFTWARE	-	-	-	-
348	4200-PROFESSIONAL SERVICE	2,303	7,555	4,000	7,000
349	4410-ADVERTISING & PUBLICATIONS	429	857	750	1,000
350	4800-DUES, SUBSCRIPTIONS & MEMBERSH	175	175	-	-
351	4900-PERSONNEL TRAINING/TRAVEL/MTG	510	646	1,000	1,000
352	5100-TELEPHONE & COMMUNICATIONS	-	-	-	-
353	5200-UTILITIES	5,778	3,793	10,000	11,400
354	5300-CUSTODIAL & CLEANING SERVICES	-	-	-	-
355	6000-REPAIR & MAINT--AUTOMOTIVE EQU	229	3,297	2,500	3,500
356	6100-REPAIR & MAINT--MACHINERY & EQ	684	183	1,000	1,000
357	6910-OTHER PURCHASED SERVICES	-	-	-	-
358	6950-MAINTENANCE	-	-	-	-
359	3. CAPITAL OUTLAY	-	10,790	-	-
360	7300-CAPITAL MAINTENANCE	-	10,790	-	-
361	7400-BUILDING FURNITURE & EQUIPMENT	-	-	-	-
362	7500-AUTOMOTIVE EQUIPMENT	-	-	-	-



City of Ketchum | 2024 Draft Budget
Streets and Facilities Department

The Streets & Facilities Department consists of the Street Division and Facility Maintenance Division. The department is responsible for maintaining the infrastructure of the City of Ketchum. This budget includes funding for snow removal, resurfacing streets, improving drainage, street sweeping, repairing potholes, installing, and maintaining street signs and traffic markings, maintaining street trees and public restrooms, street lighting, city beautification, and maintenance of public facilities and parks.

Fiscal Year 2023 Highlights

- Increased fuel- and petroleum-related costs to reflect market conditions.
- First year full year of operating and expenses related to management of Warm Springs Preserve.
- Request to increase professional services budget (snow hauling) by \$25,000 was funded.

Personnel:

- One new maintenance position associated with the Preserve.

Fiscal Year 2024 Highlights

- If the new chip seal oil works out, we would like to use it on 4th street next year.
- Roof replacement at Rotary Park.
- Phase 1 for Warm Springs Preserve (pending fundraising progress).
- Request to increase professional services budget (snow hauling) by \$25,000 was not funded. Staff feels that one-time funds could augment in a large snow year.

Personnel:

- Vacant funded position in Facilities currently; likely need to add additional FTE position in the future.
- Vacant position in Streets.

Streets Expenditures

GENERAL FUND EXPENDITURES		FY 2021 AUDITED ACTUALS	FY 2022 AUDITED ACTUALS	FY 2023 AMENDED BUDGET	FY 2024 PROPOSED BUDGET
283	9. STREETS	1,963,199	1,772,768	2,326,537	2,110,716
284	1. PERSONAL SERVICES	1,026,257	1,065,121	1,321,295	1,327,619
285	1000-SALARIES	607,431	604,498	664,605	691,257
286	1500-PART-TIME	3,788	21,085	50,196	65,800
287	1800-PAY DIFFERENTIAL	5,594	8,019	15,441	15,441
288	1900-OVERTIME	20,406	18,635	66,000	35,000
289	2040-VACATION/COMPENSATION PAYOUT	-	-	-	-
290	2100-FICA TAXES-CITY	48,622	53,091	57,776	61,774
291	2200-STATE RETIREMENT-CITY	75,027	81,035	84,182	90,600
292	2400-WORKER'S COMPENSATION-CITY	24,841	25,088	38,629	41,278
293	2500-HEALTH INSURANCE-CITY	212,624	230,765	287,483	265,769
294	2505-HEALTH REIMBURSEMENT ACCT(HRA)	7,192	9,035	12,038	12,038
295	2510-DENTAL INSURANCE-CITY	6,221	5,687	6,999	6,505
296	2515-VISION REIMBURSEMENT ACCT(HRA)	4,854	2,503	5,850	5,550
297	2600-LONG TERM DISABILITY	2,484	2,194	2,970	3,187
298	2700-VACATION/SICK ACCRUAL PAYOUT	7,174	3,486	23,126	27,420
299	2760-EMPLOYEE HOUSING SUBSIDY	-	-	-	-
300	2800-STATE UNEMPLOYMENT INSURANCE	-	-	6,000	6,000
301	2900-PERFORMANCE AWARDS	-	-	-	-
302	2. MATERIALS AND SERVICES	787,107	707,647	1,005,242	783,097
303	3200-OPERATING SUPPLIES	12,437	9,771	16,240	16,240
304	3400-MINOR EQUIPMENT	3,410	2,728	3,800	3,800
305	3500-MOTOR FUELS & LUBRICANTS	55,910	75,093	109,092	109,092
306	3600-COMPUTER SOFTWARE	-	-	6,800	6,800
307	4200-PROFESSIONAL SERVICES	210,739	183,528	407,645	185,000
308	4900-PERSONNEL TRAINING/TRAVEL/MTG	1,801	2,305	4,515	4,515
309	5100-TELEPHONE & COMMUNICATIONS	1,115	905	3,000	2,000
310	5200-UTILITIES	15,985	16,332	18,000	19,500
311	6000-REPAIR & MAINT--AUTOMOTIVE EQU	2,894	579	8,700	8,700
312	6100-REPAIR & MAINT--MACHINERY & EQ	105,279	102,751	98,650	98,650
313	6910-OTHER PURCHASED SERVICES	11,151	17,266	16,000	16,000
314	6920-SIGNS & SIGNALIZATION	19,419	12,231	16,000	16,000
315	6930-STREET LIGHTING	18,013	14,155	18,500	18,500
316	6950-MAINTENANCE & IMPROVEMENTS	328,954	270,005	278,300	278,300
317	4. TRANSFERS	149,835	-	-	-
318	8840-TRANSFER TO GO BOND FUND	149,835	-	-	-

Facilities Expenditures

GENERAL FUND EXPENDITURES		FY 2021 AUDITED ACTUALS	FY 2022 AUDITED ACTUALS	FY 2023 AMENDED BUDGET	FY 2024 PROPOSED BUDGET
151	6. FACILITY MAINTENANCE	688,629	858,751	1,137,417	1,258,992
152	1. PERSONAL SERVICES	414,765	470,835	689,682	784,842
153	1000-SALARIES	205,693	223,918	308,680	416,872
154	1500-PART-TIME/SEASONAL	27,424	60,149	45,000	41,453
155	1800-PAY DIFFERENTIAL	1,247	2,270	4,689	4,689
156	1900-OVERTIME	1,191	3,346	8,500	8,500
157	2100-FICA TAXES - CITY	18,247	23,559	28,065	33,372
158	2200-STATE RETIREMENT - CITY	24,879	29,964	38,431	48,081
159	2400-WORKER'S COMPENSATION-CITY	3,887	4,192	4,978	3,983
160	2500-HEALTH INSURANCE - CITY	116,548	115,896	225,509	202,346
161	2505-HEALTH REIMBURSEMENT ACCT(HRA)	2,141	2,378	7,963	7,963
162	2510-DENTAL INSURANCE-CITY	2,301	2,333	4,268	3,905
163	2515-VISION REIMBURSEMENT ACCT(HRA)	1,443	893	4,050	4,050
164	2600-LONG TERM DISABILITY	865	831	1,548	1,628
165	2700-VACATION/SICK ACCRUAL PAYOUT	8,898	-	-	-
166	2710-YEAR END COMP TIME PAYOUT	-	-	-	-
167	2800-STATE UNEMPLOYMENT INSURANCE	-	1,106	8,000	8,000
168	2. MATERIALS AND SERVICES	273,864	387,916	447,735	474,150
169	3100-OFFICE SUPPLIES & POSTAGE	350	49	500	300
170	3200-OPERATING SUPPLIES	6,293	8,797	10,000	10,000
171	3500-MOTOR FUELS & LUBRICANTS	8,268	12,873	9,000	16,000
172	3600-COMPUTER SOFTWARE	-	-	-	-
173	4200-PROFESSIONAL SERVICES	61,182	60,780	95,500	64,500
174	4210-PROFESSIONAL SERV-CITY TREES	14,204	19,246	15,000	15,000
175	4220-PROF SERV-CITY BEAUTIFICATION	36,536	43,518	45,000	50,000
176	4800-DUES, SUBSCRIPTIONS & MEMBERSH	280	465	440	440
177	4900-PERSONNEL TRAINING/TRAVEL/MTG	109	-	1,500	1,000
178	5100-TELEPHONE & COMMUNICATIONS	383	360	720	720
179	5110-COMPUTER NETWORK	-	-	-	-
180	5200-UTILITIES	41,780	30,732	28,500	32,490
181	5210-SOLID WASTE COLLECTION	-	-	-	-
182	5220-RECYCLING PROGRAM-ERC	-	-	-	-
183	5300-CUSTODIAL & CLEANING SERVICES	62,737	35,627	45,000	83,000
184	5900-REPAIR & MAINTENANCE-BUILDINGS	7,024	25,392	33,400	33,000
185	5910-REPAIR & MAINTENANCE-491 SV RD	-	80,472	70,000	77,000
186	5910-REPAIR & MAINTENANCE-WARM SPRINGS	-	29,469	47,175	45,200
187	6000-REPAIR & MAINT-AUTOMOTIVE EQUI	1,750	4,181	4,500	3,500
188	6100-REPAIR & MAINT--MACHINERY & EQ	3,095	2,253	5,000	6,000
189	6950-MAINTENANCE	29,875	33,703	36,500	36,000
190	3. CAPITAL OUTLAY	-	-	-	-
191	7600-OTHER MACHINERY & EQUIPMENT	-	-	-	-
192	7800-PARKS IRRIGATION UPGRADES	-	-	-	-



The Non-Departmental section of the budget contains initiatives not otherwise associated with a specific department. In FY22, the funds support contracts dedicated to citywide efforts that benefit all departments and transfers out of the General Fund to support other funds (including Capital Improvement and Trust Funds).

Fiscal Year 2023 Highlights

- Implemented a 4% base/on-going increase to compensation and an additional 5% one-time increase.
- Included one-third of the proposed Public Works Director salary.
- Blaine County proposed an increase of \$69,215 over previous year to the Sustainability position.

Personnel:

- No changes.

Fiscal Year 2024 Highlights

- Implementation of a 3% base/on-going increases to compensation market of \$50,000, and an additional 3% one-time bonus.
- Includes one-third (General Fund portion) of the proposed Public Works Director salary. Due to the unsuccessful recruitment effort, staff is pivoting to recruiting a CIP Project Manager who could be a local contractual resource.
- Includes a \$500,000 transfer from the General Fund as the local match for a grant fulfillment to fund a new/expanded Mountain Rides facility.
- Draft budget assumes new .5% and County contribution fully funds the Community Housing (City/County) department.

Personnel:

- KURA Executive Director reimbursed to the city.

Non-Departmental Expenditures

GENERAL FUND EXPENDITURES		FY 2021 AUDITED ACTUALS	FY 2022 AUDITED ACTUALS	FY 2023 AMENDED BUDGET	FY 2024 PROPOSED BUDGET
124	5. NON-DEPARTMENTAL	504,380	1,678,191	1,686,616	1,444,009
125	1. PERSONAL SERVICES	-	-	100,266	105,693
126	1000-SALARIES	-	-	100,266	70,980
127	2100-FICA TAXES - CITY	-	-	-	5,430
128	2200-STATE RETIREMENT - CITY	-	-	-	7,936
129	2400-WORKERS'S COMPENSATION -CITY	-	-	-	-
130	2500-HEALTH INSURANCE - CITY	-	-	-	20,472
131	2510-DENTAL INSURANCE-CITY	-	-	-	563
132	2600-LONG TERM DISABILITY	-	-	-	312
133	2. MATERIALS AND SERVICES	120,749	298,138	338,317	363,317
134	4200-PROFESSIONAL SERVICES	50,835	168,935	205,515	205,515
135	4250-BLAINE CITY TOUR	-	-	8,000	8,000
136	4300-EMS CONSOLIDATION	-	125	-	25,000
137	4500-1ST/WASHINGTON RENT	39,000	36,000	36,000	36,000
138	6500-CONTRACT FOR SERVICE	17,738	93,078	88,802	88,802
139	6510-PASS THROUGH GRANTS	-	-	-	-
140	6601-MASTER TRANSPORTATION PLAN	13,177	-	-	-
141	4. TRANSFERS	383,630	1,380,053	1,248,033	975,000
142	8802-TRANSFER TO GENERAL UTILITY DIR	-	-	60,000	60,000
143	8803-TRANSFER TO GENERAL CIP FUND	204,265	208,054	253,802	-
144	8805-TRANSFER TO CITY COUNTY HOUSING	-	864,100	266,349	-
145	8810-TRANSFER TO IN-LIEU HOUSING	-	-	201,061	-
146	8893-TRANSFER TO PARK TRUST-KAC	-	10,000	10,000	10,000
147	8894-TRANSFER TO OTHER FUNDS	-	-	-	500,000
148	8894-TRANSFER TO PARK TRT-% FOR ART	-	-	-	-
149	9910-COMPENSTATION ADJUSTMENTS	-	177,250	140,000	140,000
150	9930-GENERAL FUND OP. CONTINGENCY	179,365	120,649	316,821	265,000



Local Option Tax Fund – Original LOT and Additional 1% LOT

The original Local Option Tax (LOT) became effective on December 15, 1978. Since the original adoption of the LOT, voters have approved or modified the tax in 1979, 1983, 1984, 1988, 1997, and 2011. In 2011, voters approved a new fifteen-year term. The LOT is to be used for:

- a) municipal transportation
- b) open space acquisition and recreation
- c) capital improvements
- d) emergency services; police, fire, and ambulance
- e) city promotion, visitor information and special events
- f) property tax relief
- g) direct costs to collect and enforce the tax

The tax imposes 1% on retail, 1% on building material, 2% on liquor by the drink, and 2% on short-term lodging and rentals.

In November 2013, an additional 1% was added to the LOT with authority to collect for five years and was subsequently renewed by voters through December 31, 2023, for the following public purposes:

- a) maintain and increase commercial air service to Friedman Memorial Airport through the use of minimum revenue guarantees or other inducements to air providers
- b) promote and market the existing service and any future service to increase passengers
- c) all ancillary costs associated with the ongoing effort to maintain and increase commercial air service, including management costs and bussing due to flight diversions
- d) direct costs to collect and enforce the tax, including administrative and legal fees

On May 16, 2023, voters overwhelmingly (75%) approved the renewal of the 1% LOT for Air but with a new allocation of 0.5% for Air Service preservation and 0.5% for implementation of the Housing Action Plan.



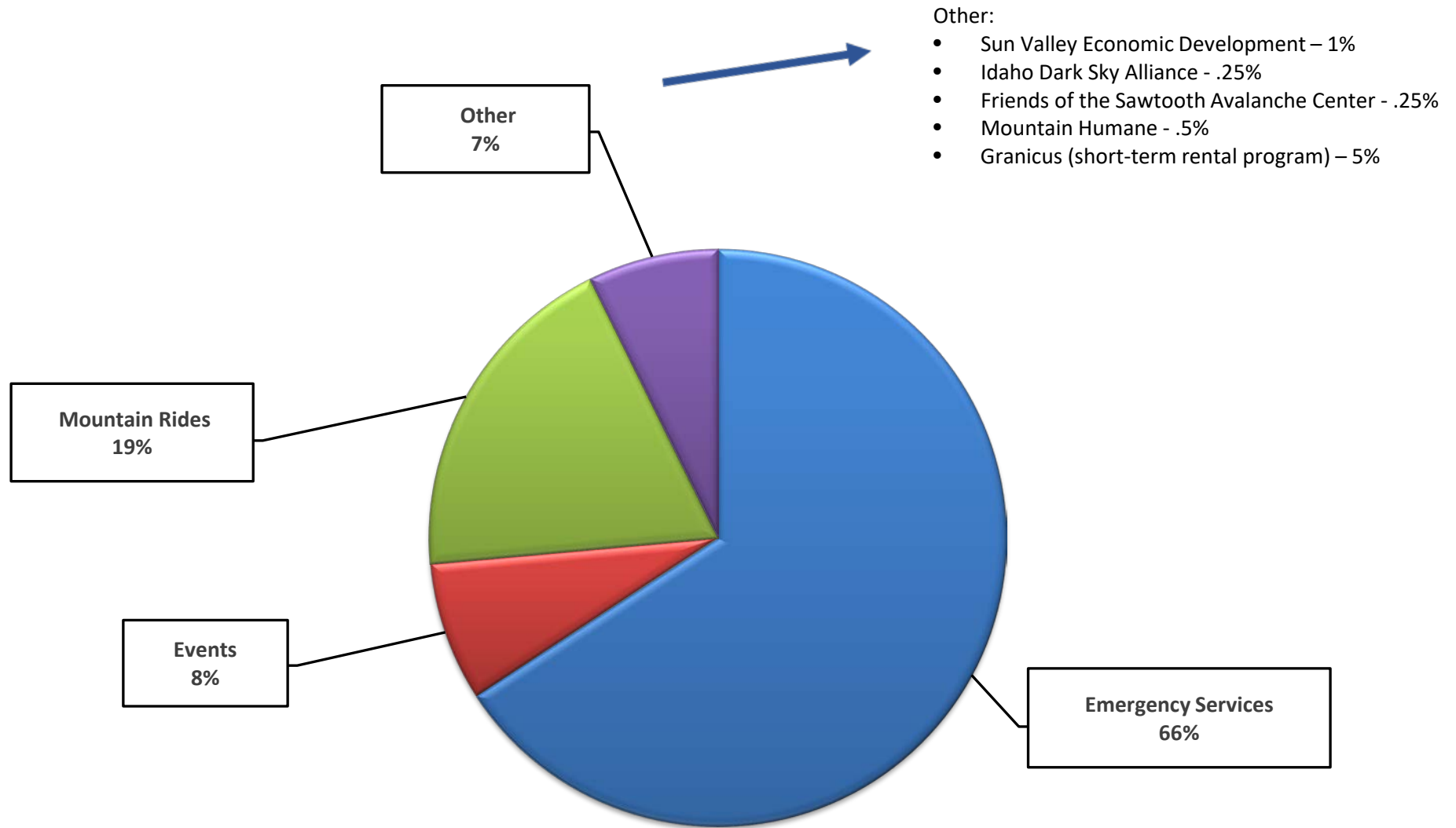
Fiscal Year 2023 Highlights

- Any excess revenues are recommended for one-time purposes. (Mountain Rides capital local match).
- Mountain Rides' request includes a) an increase in operations/service and b) a one-time request for capital improvements.
- Visit Sun Valley is not requesting funds this fiscal year.
- There are no funds available to transfer to the Capital Improvement Plan.
- Mountain Humane has previously been a line item in the Police Department budget.
- The budget for Wagon Days has returned to its pre-pandemic funding level.

Fiscal Year 2024 Highlights

- Any excess revenues are recommended to be allocated for one-time capital needs.
- All contract agencies, except for Mountain Rides, had similar requests to FY23.
- Mountain Rides has been awarded a federal facility grant requiring a one-time local match. Their request is based on historical capital match amount by each local jurisdiction. Current draft budget does not allocate local match funds, cuts to existing City CIP projects would be required.

FY 2024 Original LOT Expenditures



Local Option Tax Original Fund – Revenues

	FY 2021 Audited Actuals	FY 2022 Audited Actuals	FY 2023 Adopted w/ Amended Budget	FY 2024 Proposed Budget	One-Time
REVENUES	3,391,025	3,784,297	3,637,935	3,299,890	191,578
Projected Revenue Changes	FY 2021 Audited Actuals	FY 2022 Audited Actuals	FY 2023 Adopted w/ Amended Budget	FY 2024 Proposed Budget	One-Time
Fund Revenue	3,391,025	3,784,297	2,700,000	3,195,890	-
Fund Balance			146,469	104,000	191,578
Sub-Total	3,391,025	3,784,297	2,846,469	3,299,890	191,578
Inflationary Changes					
Fund Balance FY23 NGO's	-	-	268,000		
Fund Balance FY23			122,903		
Fund Balance FY22 to CIP			400,563		
Sub-Total	-	-	791,466	-	
Total Revenue	3,391,025	3,784,297	3,637,935	3,299,890	191,578
Total Expenditures	2,207,093	4,678,850	3,637,935	3,299,890	191,578
Total Revenue Over/(Under)	1,183,932	(894,553)	-	(0)	(0)

Local Option Tax Original Fund – Expenditures

		FY 2021 Audited Actuals	FY 2022 Audited Actuals	FY 2023 Adopted w/ Amended Budget	FY 2024 Proposed Budget	One-Time
	EXPENDITURES	2,207,093	5,293,552	3,637,935	3,299,890	191,578
		FY 2021 Audited Actuals	FY 2022 Audited Actuals	FY 2023 Adopted w/ Amended Budget	FY 2024 Proposed Budget	One-Time
1.	City Emergency Services	1,309,465	1,718,672	1,900,000	2,000,000	
2.	Transfer to GF CIP	-	1,626,362	531,691	213,654	-
3.	Consolidated Dispatch	156,850	161,556	166,403	171,395	
4.	Wagon Days	80,000	117,000	132,250	171,250	
5.	Events	32,830	105,409	85,000	85,000	
6.	Visit Sun Valley SVMA	110,000	200,000	-	-	
7.	Mountain Rides	469,000	687,000	769,000	631,000	165,000
8.	Administrative GF Direct Costs	2,500	3,000	5,000	5,000	
9.	Contingency	-	9,000	-	-	
10.	SVED	-	13,750	15,000	-	15,000
11.	Idaho Dark Sky Alliance	-	2,200	2,500	-	2,500
12.	Friends of the Sawtooth National FSAC	-	4,000	4,000	-	5,000
13.	Mountain Humane	-	-	4,500	-	4,078
14.	Other	46,448	1,091	1,000	1,000	
	Total Expenditures	2,207,093	4,649,040	3,616,344	3,278,299	191,578
15.	Granicus (Short Term Rental Compliance)	-	29,810	21,591	21,591	
		-				
	Total Expenditures	2,207,093	4,678,850	3,637,935	3,299,890	191,578

Local Option Tax 1% Add'l Fund – Revenue

	FY 2021 Audited Actuals	FY 2022 Audited Actuals	FY 2023 Adopted w/ Amended Budget	FY 2024 Proposed Budget	One-Time
REVENUES					
	2,847,371	3,137,741	3,671,147	2,682,842	
Projected Revenue Changes					
Fund Revenue	2,847,371	3,137,741	2,766,247	2,566,247	
Fund Balance				116,595	
Sub-Total	2,847,371	3,137,741	2,766,247	2,682,842	
Inflationary Changes					
Fund Balance FY 2022 RELEASE	-	-	904,900		
Fund Balance FY 2023 RELEASE			-		
Sub-Total	-	-	904,900	-	
Total Revenue with Changes	2,847,371	3,137,741	3,671,147	2,682,842	
Total Expenditures with Changes	3,128,800	2,266,247	3,671,147	2,682,842	-
Total Revenue Over/Under	(281,429)	871,495	-	-	

Local Option Tax 1% Add'l Fund – Expenditures

EXPENDITURES	FY 2021 Audited Actuals	FY 2022 Audited Actuals	FY 2023 Adopted w/ Amended Budget	FY 2024 Proposed Budget	One-Time
	3,128,800	2,266,247	3,671,147	2,682,842	-
Expenditures	FY 2021 Audited Actuals	FY 2022 Audited Actuals	FY 2023 Adopted w/ Amended Budget	FY 2024 Proposed Budget	One-Time
SUN VALLEY AIR SERVICE BOARD	3,062,553	2,200,000	2,362,500	1,316,595	-
TRANSFER TO ORIG LOT-DIR COST	66,247	66,247	66,247	66,247	-
HOUSING TRANSFER			337,500	1,300,000	
Total Expenditures	3,128,800	2,266,247	2,766,247	2,682,842	-
					-
Additional Funding Requests					
SUN VALLEY AIR SERVICE BOARD RELEASE FUND BALANCE FY 2022			904,900		
EXCESS FUND RELEASE TO SVASB			-		
Total Expenditures	3,128,800	2,266,247	3,671,147	2,682,842	-

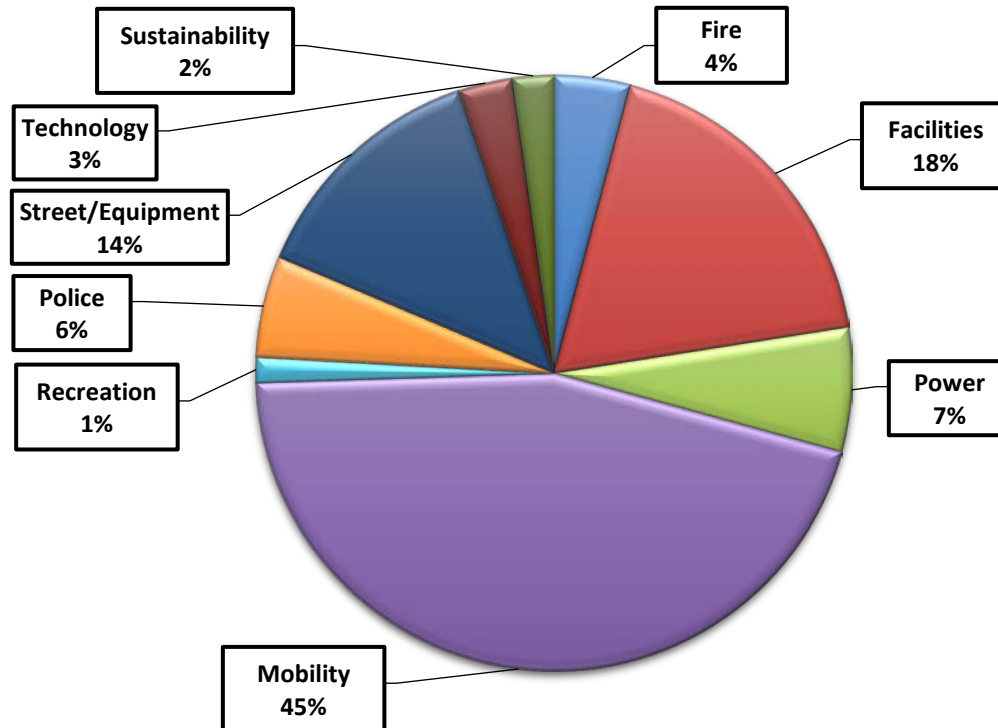


City of Ketchum | 2024 Draft Budget
General Fund Capital Improvement Plan

Fiscal Year 2024 is the third year of the updated five-year Capital Improvement Plan. Planned expenses for FY24 total \$2,201,563. This amount is higher than presented previously in May due to updated costs associated with powerline undergrounding in conjunction with the Highway 75 project. It is also important to note that one of the street equipment purchases (\$250,000) is under review to determine if a lease-purchase is more financially advantageous.

The following pages contain expense detail for each fiscal year and is organized by function area. Project requests for the remaining fiscal years exceed the amount of funding from planned resources. Therefore, the CIP plan will be reviewed annually to make necessary changes to ensure expenses align with resources. The CIP also serves as a basis to calculate development impact fees for fire, police, and parks.

FY24 Total Proposed Expense: \$ 2,201,563



Capital Improvement | FY24 Detail

	Description	Department	Projected Cost
	FY 2024		
4	Firefighting EQ (tools)	Fire	\$14,860
5	PPE (turnout gear)	Fire	\$31,375
6	Radios (portable)	Fire	\$14,000
7	Medical (city provided)	Fire	\$4,000
8	Rescue (city provided)	Fire	\$24,800
9	Shop Tools	Fire	\$2,500
10		Fire	\$91,535
11	Water Conservation Upgrades Cost Savings	Facilities	\$20,000
12	Atkinson Park Irrigation Upgrades	Facilities	\$25,000
13	Replace Trash Cans (Citywide)	Facilities	\$10,000
14	Replace Gator	Facilities	\$18,000
15	Replace 2004 Ford Ranger	Facilities	\$35,000
16	Splash Pad - Replace 2 Pumps	Facilities	\$8,500
17	Forest Service Park upgrades	Facilities	TBD
18	Forest Service Park drinking fountain/bottle filler	Facilities	\$3,500
19	Warm Springs Preserve - Phase I	Facilities	TBD
20	Atkinson Park Refurbish Legion Ballfield	Facilities	\$150,000
21	Edelweiss Park Install Irrigation Hookup	Facilities	\$10,000
22	Rotary Park Bathroom & Shelter Roof Replacements	Facilities	\$50,000
23	Rotary Park addl upgrades (paint, pavers, picnic tables, play structure)	Facilities	\$55,389
27	Town Square Upgrades	Facilities	TBD
28	Solar Panels (Fire)	Facilities	TBD
29	Power Line Undergrounding - south of town (will change)	Power	\$150,000
30		Facilities/Power	\$535,389
31	Downtown Core Sidewalk infill	Mobility	\$222,000
32	Sidewalk Curb and Gutter Repairs	Mobility	\$111,111
33	4th Street Paver Replacement - Phase II	Mobility	TBD
34	Main Street Design	Mobility	\$300,000
35	Main and 1st Street - Pedestrian Safety (Construction) (deferred from & estimated in '23)	Mobility	\$104,400
36	Main Street and Sun Valley Road - Pedestrian Safety (Construction) (deferred from & estimated in '23)	Mobility	\$113,100
37	Main Street and 5th Street - Pedestrian Safety (Construction) (deferred from & estimated in '23)	Mobility	\$104,400
38	Main Street and 6th Street - Pedestrian Safety (Construction) (deferred from & estimated in '23)	Mobility	\$52,200
39		Mobility	\$1,007,211

	Description	Department	Projected Cost
	FY 2024		
40	Pump park overhaul	Recreation	\$10,000
41	John Deere Gator	Recreation	\$20,000
42		Recreation	\$30,000
43	Patrol vehicle replacement HOLD	Police	\$57,000
44	Tasers	Police	\$30,509
45	Mobile radios	Police	\$18,154
46	Body Cams	Police	\$16,765
47		Police	\$122,428
48	Elgin Eagle (2006) - Sweeper (lease/purchase TBD)	Street/Equipment	\$250,000
49	Dodge Durango (2001) - replacement car (might repurpose from another dept.)	Street/Equipment	\$50,000
50		Street/Equipment	\$300,000
51	IT Upgrades	Technology	\$65,000
52		Technology	\$65,000
53	Sustainability Infrastructure	Sustainability Infrast	\$50,000
54		Sustainability Infrast	\$50,000
55	% for Art	% for Art	\$0
56		% for Art	\$0
58	2024 Proposed Totals		\$2,201,563

*Highlight = projects on hold.

**Council-approved budget amendments will be made in FY24 to align project totals and Ketchum Urban Renewal Agency (KURA) reimbursements.

Capital Improvement | FY25 Detail

	Description	Department	Projected Cost
	FY 2025		
5	Firefighting EQ (tools)	Fire	\$14,860
6	PPE (turnout gear)	Fire	\$31,375
7	Radios (portable)	Fire	\$14,000
8	Medical (city provided)	Fire	\$4,000
9	Rescue (city provided)	Fire	\$24,800
10	Utility Pickup	Fire	\$110,000
11	Shop Tools	Fire	\$2,500
12		Fire	\$201,535
13	Water Conservation Upgrades Cost Savings	Facilities	\$20,000
14	Replace Gravely Zero turn mower	Facilities	\$16,000
15	Replace Rotary Park drinking fountain	Facilities	\$3,500
16	Replace Rotary Park river pathway	Facilities	\$15,000
17	Atkinson Park Irrigation Upgrades	Facilities	\$25,000
18	Farnlun Park Irrigation Hookup	Facilities	\$10,000
19	Farnlun Park Potable Water	Facilities	\$15,000
20	Skate Park - Permanent Bathrooms	Facilities	\$125,000
21	Replace Trash Cans (Citywide)	Facilities	\$10,000
22	Town Square Upgrades	Facilities	TBD
23	Power Line Undergrounding	Power	\$180,000
24		Facilities/Power	\$419,500
25	Lewis & Northwood - sidewalk, gutter, roadway (Engineering)	Mobility	\$200,000
26	Warm Springs lift area - sidewalk, gutter, roadway (Engineering)	Mobility	\$250,000
27	1st Avenue and 1st Street - Pedestrian Safety	Mobility	\$130,000
28	1st Avenue and 4th Street - Pedestrian Safety	Mobility	\$140,000
29	1st Avenue and 5th Street - Pedestrian Safety	Mobility	\$140,000
30	East Avenue and 2nd Street - Pedestrian Safety	Mobility	\$120,000
31	East Avenue and 5th Street - Pedestrian Safety	Mobility	\$130,000
32	Town Square Alley - asphalt	Mobility	\$50,000
33	Walnut Avenue Mill & Overlay (dependent on fog sealing project)	Mobility	\$500,993
34	Main Street Design	Mobility	\$450,000
34	SH-75 Pathway-North of Town (Construction)	Mobility	\$257,000
35	Downtown Core Sidewalk infill	Mobility	\$222,000
36	Sidewalk Curb and Gutter Repairs	Mobility	\$111,111
37		Mobility	\$2,701,104

Highlight = projects on hold

	Description	Department	Projected Cost
	FY 2025		
38	New vehicle (hybrid)	Police	\$60,000
39	New handguns (12 units included)	Police	\$14,000
40	Tasers	Police	\$7,000
41		Police	\$81,000
42	Standby Generator	Street/Equipment	\$150,000
43	Elgin Geovac (2000) - Sweeper (lease/purchase TBD)	Street/Equipment	\$300,000
44	140 Grader (TBD) - (lease/purchase TBD)	Street/Equipment	\$450,000
45		Street/Equipment	\$900,000
46	IT Upgrades	Technology	\$65,000
47		Technology	\$65,000
48	Sustainability Infrastructure	Sustainability Infrastruct	\$50,000
49		Sustainability Infrastruct	\$50,000
50	% for Art	% for Art	\$0
51		% for Art	\$0
52	2025 Proposed Totals		\$4,418,139

Capital Improvement | FY26 Detail

	Description	Department	Projected Cost
	FY 2026		
5	Firefighting EQ (tools)	Fire	\$14,860
6	PPE (turnout gear)	Fire	\$31,375
7	Radios (portable)	Fire	\$14,000
8	Medical (city provided)	Fire	\$4,000
9	Rescue (city provided)	Fire	\$24,800
10	Shop Tools	Fire	\$2,500
11		Fire	\$91,535
12	Atkinson Park Irrigation Upgrades	Facilities	\$25,000
13	Paint Ore Wagon Museum	Facilities	\$25,000
14	City Hall Elevator Replacement	Facilities	\$120,000
15	City Hall Electrical Upgrades	Facilities	TBD
16	Replace Rotary Park restroom fixtures	Facilities	\$8,500
17	Replace Trash Cans (Citywide)	Facilities	\$10,000
18	Power Line Undergrounding	Power	\$180,000
19		Facilities/Power	\$368,500
20	Warm Springs Road and Saddle Road - Pedestrian Safety	Mobility	\$170,000
21	Downtown Core Sidewalk infill	Mobility	\$222,000
22	Warm Springs Road Reconfiguration	Mobility	TBD
23	East Avenue Reconstruction (dependent on 23's fog sealing project)	Mobility	\$1,345,982
24	Sidewalk Curb and Gutter Repairs	Mobility	\$111,111
25		Mobility	\$1,849,093
26	Vehicle Replacement	Police	\$60,000
27	Tasers	Police	\$7,000
28		Police	\$67,000
29	Elgin Pelican (2001) - Sweeper (lease/purchase TBD)	Street/Equipment	\$300,000
30	New Snow Blower - (lease/purchase TBD)	Street/Equipment	\$850,000
31	Boom Truck	Street/Equipment	\$100,000
32		Street/Equipment	\$1,250,000
33	IT Upgrades	Technology	\$65,000
34		Technology	\$65,000
35	Sustainability Infrastructure	Sustainability Infrastructure	\$50,000
36		Sustainability Infrastructure	\$50,000
37	% for Art	% for Art	\$0
38		% for Art	\$0
39	2026 Proposed Totals		\$3,741,128

Highlight = projects on hold

Capital Improvement | FY27 Detail

	Description	Department	Projected Cost
4	FY 2027		
4	Firefighting EQ (tools)	Fire	\$14,860
5	PPE (turnout gear)	Fire	\$31,375
6	Radios (portable)	Fire	\$14,000
7	Medical (city provided)	Fire	\$4,000
8	Rescue (city provided)	Fire	\$24,800
9	Command Vehicle	Fire	\$150,000
9	Shop Tools	Fire	\$2,500
10		Fire	\$241,535
11	Replace Trash Cans (Citywide)	Facilities	\$10,000
12	Power Line Undergrounding	Power	\$180,000
13		Facilities/Power	\$190,000
14	Downtown Core Sidewalk infill	Mobility	\$222,000
15	Sidewalk Curb and Gutter Repairs	Mobility	\$111,111
16		Mobility	\$333,111
17	Zamboni	Recreation	\$60,000
18		Recreation	\$60,000
19	Rifle Replacements (18 Units)	Police	\$18,000
20	Tasers	Police	\$7,000
21	Vehicle Purchase	Police	\$60,000
22		Police	\$85,000
23	Kenworth 10-Wh T 800 (1992)	Street/Equipment	\$200,000
24	Bobcat Toolcat (2013)	Street/Equipment	\$83,900
25	F350 Flatbed (2000)	Street/Equipment	\$60,000
26		Street/Equipment	\$343,900
27	IT Upgrades	Technology	\$65,000
28		Technology	\$65,000
29	Sustainability Infrastructure	Sustainability Infrastructure	\$50,000
30		Sustainability Infrastructure	\$50,000
31	% for Art	% for Art	\$0
32		% for Art	\$0
33	2027 Proposed Totals		\$1,368,546

Capital Improvement | FY28 to FY33 Detail

	2028	2029	2030	2031	2032	2033
	Projected Cost	Projected Cost	Projected Cost	Projected Cost	Projected Cost	Projected Cost
Fire						
Station 2	\$ 9,000,000					
Engine 2			\$ 1,000,000.00			
Department Total	\$ 9,000,000		\$ 1,000,000.00			
Facilities						
benches for skate park	\$ 7,500.00					
Replace F350					\$ 55,000.00	
Lucy Loken Restroom redo			\$ 25,000.00			
dump trailer						
Mini sweeper	\$ 150,000.00					
Lucy Loken Drinking fountain	\$ 3,500.00					
Department Total	\$ 161,000.00		\$ 25,000.00		\$ 55,000.00	
Power						
Department Total						
Mobility						
City Wide Pavement Condition Survey	\$ 100,000.00					
SH-75 Corridor Signal Upgrades	\$ 140,000.00					
Traffic Signals Computer/Server	\$ 10,000.00	\$ 5,000.00	\$ 5,000.00	\$ 5,000.00	\$ 5,000.00	\$ 5,000.00
Warm Springs and Parkway Dr. Sidewalk (engineering)	\$ 20,000.00					
Warm Springs and Parkway Dr. Sidewalk (construction)	\$ 250,000.00					
Transportation Plan Update				\$ 100,000.00		
Downtown Core Sidewalk infill	\$ 222,000.00	\$ 222,000.00	\$ 222,000.00	\$ 222,000.00	\$ 222,000.00	\$ 222,000.00
Sidewalk Curb and Gutter Repairs	\$ 111,111.00	\$ 111,111.00	\$ 111,111.00	\$ 111,111.00	\$ 111,111.00	\$ 111,111.00
Department Total	\$ 853,111.00	\$ 338,111.00	\$ 338,111.00	\$ 438,111.00	\$ 338,111.00	\$ 338,111.00
Recreation						
Quick hitch broom for tractor	\$ 1,000.00					
Rec building garage ceiling repair		\$ 20,000.00				
Field paint liner	\$ 2,000.00					
Tennis/pickleball court resurface/paint			\$ 20,000.00			
Toolcat/bobcat for winter use	\$ 60,000.00					
John deer tractor				\$ 15,000.00		
Tennis/pickleball posts and nets					\$ 15,000.00	
Passenger van						\$ 20,000.00
Department Total	\$ 63,000.00	\$ 20,000.00	\$ 20,000.00	\$ 15,000.00	\$ 15,000.00	\$ 20,000.00
Police						
WatchGuard (body camera system)		\$ 25,000.00				
Lifeloc Breath Alcohol Testers (4)	\$ 3,200.00					
Calibration Machine	TBD					
Tasers (5)			\$ 7,500.00			
Department Total	\$ 3,200.00	\$ 25,000.00	\$ 7,500.00			
Streets						
Osh Kosh P-2323 Plow	\$300,000.00					
Osh Kosh P-2323 Plow		\$300,000.00				
Osh Kosh P-2323 Plow			\$300,000.00			
CAT 966G Series II A	\$550,000.00					
Kenworth T800 (1993)				\$200,000.00		
Kenworth T800 (2001)					\$200,000.00	
Ford Expedition			\$53,000.00 Base Model			
Department Total	\$850,000.00	\$300,000.00	\$353,000.00	\$200,000.00	\$200,000.00	



Enterprise Funds



The Water Division of the Utilities Department is responsible for providing potable water to the residents and businesses of Ketchum. The division operates several well sites and reservoirs throughout the city. The division also reads meters, repairs meters, supervises the installation of water taps, and processes utility billing.

Fiscal Year 2023 Highlights

- Adopted new tiered rate structure to promote water conservation.
- Increased funding to implement multi-year Capital Improvement Plan.

Personnel:

- No changes.

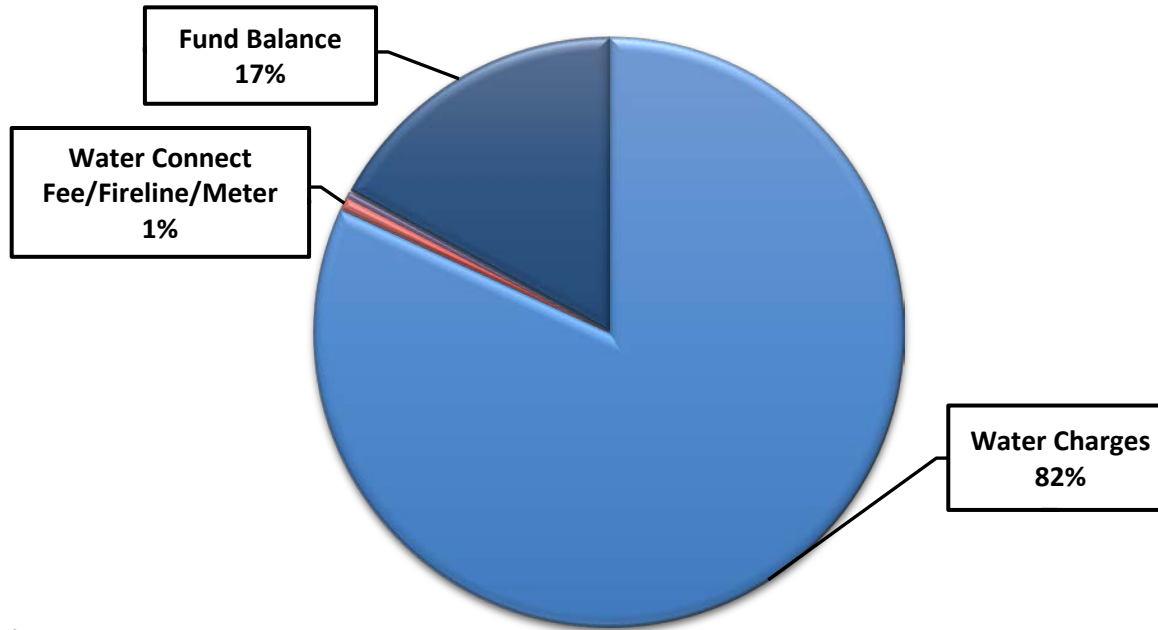
Fiscal Year 2024 Highlights

- Finish up construction of back-up generation to our main water producing well Northwood.
- Continue planning, development and implementation of CIP projects.
- Purchasing a small hydro-vac system to aid in our valve maintenance program.
- Financial model assumes 5% rate increase to off-set personnel and implement CIP.

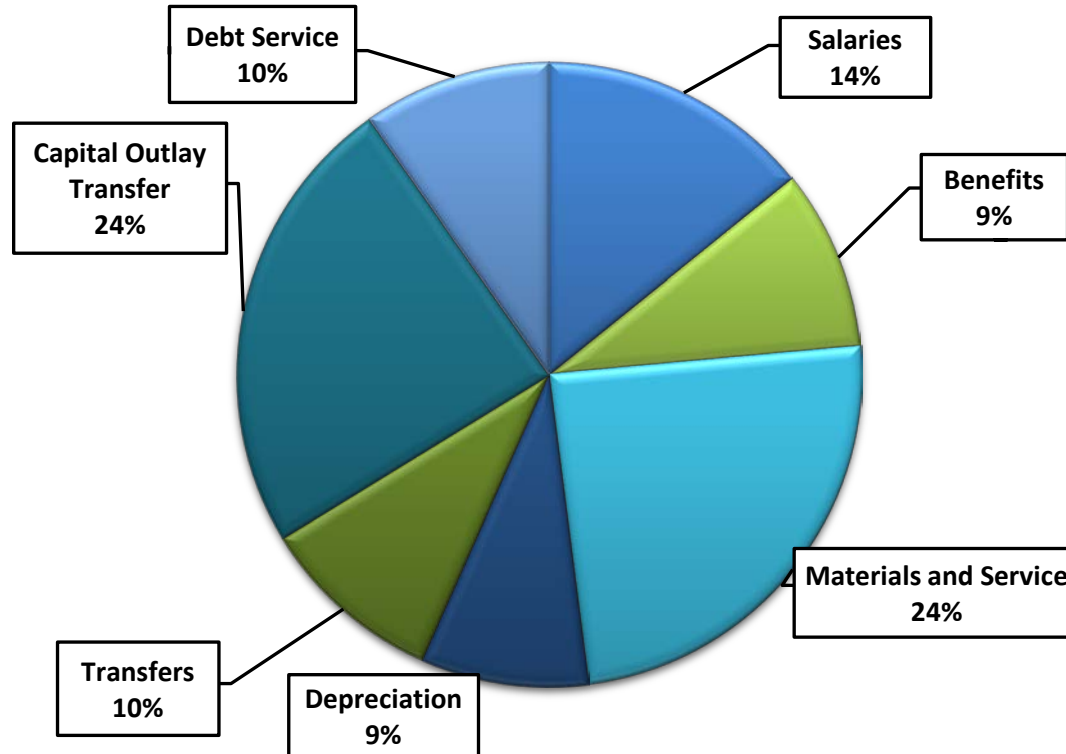
Personnel:

- No changes.

FY24 Water Resources



FY 2024 Water Requirements



Water Division Revenues & Expenditures

	FY 2021 Audited Actuals	FY 2022 Audited Actuals	FY 2023 Adopted Budget	FY 2024 Proposed Budget		FY 2021 Audited Actuals	FY 2022 Audited Actuals	FY 2023 Adopted Budget	FY 2024 Proposed Budget
Revenues					Expenditures				
WATER	2,286,824	2,158,405	2,815,101	3,168,928	WATER	2,065,612	2,182,339	2,815,101	3,168,928
	FY 2021 Audited Actuals	FY 2022 Audited Actuals	FY 2023 Adopted Budget	FY 2024 Proposed Budget		FY 2021 Audited Actuals	FY 2022 Audited Actuals	FY 2023 Adopted Budget	FY 2024 Proposed Budget
Revenues					Expenditures				
1. WATER CHARGES	2,247,669	2,107,641	2,357,768	2,593,545	1. SALARIES	283,901	324,986	441,535	450,760
2. WA CONNECT FEE/FIRELINE/METER	13,853	21,289	23,000	23,000	2. BENEFITS	159,540	156,431	283,764	295,571
3. WATER INSPECTION FEES	-	-	-	-	3. MATERIALS AND SERVICES	434,492	551,582	464,193	773,666
4. INTEREST EARNINGS	5,383	12,435	10,000	10,000	4. DEPRECIATION	268,051	269,689	275,000	275,000
5. REFUNDS & REIMBURSEMENTS	(1,321)	33,231	-	-	5. TRANSFERS	791,359	754,934	275,000	304,444
6. MISCELLANEOUS REVENUE	1,863	1,210	2,500	2,500	6. CAPITAL OUTLAY TRANFER	5,750	-	767,365	760,000
7. GAIN(LOSS) ON PENSION ACTIVITY	19,378	(16,086)	-	-	7. DEBT SERVICE	128,269	124,716	308,244	309,487
7. FUND BALANCE	0	-	421,833	539,883	Total Expenditures	2,071,362	2,182,339	2,815,101	3,168,928
Total Revenue less Transfers	2,286,824	2,159,720	2,815,101	3,168,928					
Transfers	-	-	-	-	Funding Requests				
Total Revenue	2,286,824	2,159,720	2,815,101	3,168,928					
Total Revenue	2,286,824	2,159,720	2,815,101	3,168,928	Sub-total	-	-	-	-
Total Expenditures	2,071,362	2,182,339	2,815,101	3,168,928	Total Expenditures	2,071,362	2,182,339	2,815,101	3,168,928
Total Revenue Over/(Under)	215,462	(22,619)	0	(0)					

Water Fund Expenditures

		FY 2023			
		FY 2021 AUDITED	FY 2022 AUDITED	ADOPTED/AMENDED	FY 2024 PROPOSED
		ACTUALS	ACTUALS	BUDGET	BUDGET
	1. WATER	1,937,343.24	2,057,623.04	2,506,856.71	2,866,233.24
	1. PERSONAL SERVICES	443,441.20	481,417.21	725,298.71	753,123.24
1	1000-SALARIES-WATER	261,012.45	298,924.94	410,535.00	411,099.00
2	1800-PAY DIFFERENTIAL	18,643.78	20,958.42	20,000.00	20,000.00
3	1900-OVERTIME	4,244.74	5,102.64	11,000.00	11,000.00
4	2100-FICA TAXES-CITY	22,628.27	25,481.00	33,777.43	33,820.57
5	2200-STATE RETIREMENT-CITY	33,078.89	39,918.03	52,719.28	49,426.67
6	2400-WORKMEN'S COMPENSATION-CITY	7,009.01	8,035.85	8,074.00	21,232.00
7	2500-HEALTH INSURANCE-CITY	68,697.90	76,627.18	169,019.00	187,869.00
8	2505-HEALTH REIMBURSEMENT ACCT(HRA)	1,685.84	2,073.17	8,529.00	8,529.00
9	2510-DENTAL INSURANCE-CITY	2,632.11	2,530.00	5,789.00	4,261.00
10	2515-VISION REIMBURSEMENT ACCT(HRA)	771.37	848.10	4,050.00	3,900.00
11	2600-LONG TERM DISABILITY	1,019.88	917.88	1,806.00	1,986.00
12	2700-VACATION/SICK ACCRUAL PAYOUT	22,016.96	-	-	-
13	2710-VACATION/COMPENSATION PAYOUT	-	-	-	-
14	2760-EMPLOYEE HOUSING SUBSIDY	-	-	-	-
15	2800-STATE UNEMPLOYMENT INSURANCE	-	-	-	-
16	2. MATERIALS AND SERVICES	428,742.36	551,582.42	721,193.00	773,666.00
17	3100-OFFICE SUPPLIES & POSTAGE	1,118.31	335.28	2,000.00	1,000.00
18	3120-DATA PROCESSING	5,154.85	5,394.10	7,100.00	6,000.00
19	3200-OPERATING SUPPLIES	12,923.03	15,032.60	16,500.00	16,500.00
20	3250-LABORATORY/ANALYSIS	2,855.50	7,305.00	4,000.00	4,000.00
21	3400-MINOR EQUIPMENT	1,069.43	1,414.14	2,500.00	2,500.00
22	3500-MOTOR FUELS & LUBRICANTS	10,306.26	10,467.46	18,000.00	15,000.00
23	3600-COMPUTER SOFTWARE	5,193.40	7,875.00	10,000.00	10,000.00
24	3800-CHEMICALS	6,754.61	6,607.60	12,000.00	10,000.00
25	4200-PROFESSIONAL SERVICES	13,442.82	102,294.47	170,000.00	170,000.00
26	4300-STATE & WA DISTRICT FEES	10,714.00	20,817.09	17,000.00	60,000.00
27	4600-INSURANCE	14,000.00	14,000.00	14,000.00	17,320.00
28	4800-DUES, SUBSCRIPTIONS, & MEMBERS	-	464.00	8,000.00	1,000.00
29	4900-PERSONNEL TRAINING/TRAVEL/MTG	1,423.89	2,504.11	8,000.00	5,000.00
30	5000-ADMINISTRATIVE EXPENSE-GEN FND	106,090.00	109,272.70	91,761.00	110,169.00
31	5100-TELEPHONE & COMMUNICATIONS	4,592.16	9,625.03	13,500.00	13,500.00
32	5200-UTILITIES	111,728.77	91,408.51	120,000.00	120,000.00
33	5500-RIGHT-OF-WAY FEE (STREET DEPT)	91,446.00	112,351.00	121,832.00	129,677.00
34	6000-REPAIR & MAINT-AUTO EQUIP	5,332.63	9,873.67	15,000.00	12,000.00
35	6100-REPAIR & MAINT-MACH & EQUIP	23,746.70	20,951.35	60,000.00	60,000.00
36	6910-OTHER PURCHASED SERVICES	850.00	3,589.31	10,000.00	10,000.00

Water Fund Expenditures, cont.

		FY 2021 AUDITED ACTUALS	FY 2022 AUDITED ACTUALS	FY 2023 ADOPTED/AMENDED BUDGET	FY 2024 PROPOSED BUDGET
37	3. CAPITAL OUTLAY	273,800.68	269,689.25	275,000.00	275,000.00
38	7100-WATER EASEMENTS, LAND, ETC	5,750.00	-	-	-
39	7900-DEPRECIATION EXPENSE	268,050.68	269,689.25	275,000.00	275,000.00
40	4. OTHER EXPENDITURES	791,359.00	754,934.16	785,365.00	1,064,444.00
41	8801-REIMBURSE CITY GENERAL FUND	279,172.00	287,547.16	233,365.00	286,444.00
42	8803-REIMBURSE GF CIP-TECH/LEASING	6,387.00	6,387.00	-	-
43	8864-TRANSFER TO WA CAPITAL IMP FND	505,800.00	461,000.00	534,000.00	760,000.00
44	9930-WATER FUND OP. CONTINGENCY	-	-	18,000.00	18,000.00
45	2. WATER DEBT SERVICE EXP	128,269.16	124,715.84	308,244.00	309,487.00
46	4. OTHER EXPENDITURES	128,269.16	124,715.84	308,244.00	309,487.00
47	4200-PROF.SERVICES-PAYING AGENT	450.00	450.00	500.00	450.00
48	8300-DEBT SRVC ACCT PRINCIPAL-2015B	(121,000.00)	(122,000.57)	30,000.00	30,000.00
49	8400-DEBT SRVC ACCT INTEREST-2015B	108,426.13	107,514.18	106,475.00	105,500.00
50	8600-DEBT SRVC ACCT PRINCIPAL-2016	121,000.00	122,000.00	157,000.00	162,000.00
51	8700-DEBT SRVC ACCT INTEREST-2016	19,393.03	16,752.23	14,269.00	11,537.00
52	Grand Total	2,065,612.40	2,182,338.88	2,815,100.71	3,175,720.24

Water Division CIP

	FY 2021 Audited Actuals	FY 2022 Audited Actuals	FY 2023 Adopted Budget	FY 2024 Proposed Budget		FY 2021 Audited Actuals	FY 2022 Audited Actuals	FY 2023 Adopted Budget	FY 2024 Proposed Budget
WATER CIP	650,162	756,465	830,520	785,000	WATER CIP	525,726	383,428	830,520	785,000
Revenues	FY 2021 Audited Actuals	FY 2022 Audited Actuals	FY 2023 Adopted Budget	FY 2024 Proposed Budget	Expenditures	FY 2021 Audited Actuals	FY 2022 Audited Actuals	FY 2023 Adopted Budget	FY 2024 Proposed Budget
1. WATER CONNECTION FEES	144,027	250,394	25,000	25,000	1. MISC SERVICES & CHARGES	-	-	19,000	-
2. INTEREST EARNINGS	335	1,342	-	-	2. AUTOMOTIVE EQUIPMENT	-	-	30,000	50,000
3. TRANSFER FROM WATER FUND	505,800	461,000	534,000	760,000	3. MACHINERY AND EQUIPMENT	59,173	55,412	150,000	40,000
4. SUN VALLEY ROAD WATER LINE REPLACEMENT			-		4. WATER METERS	62,303	54,653	50,000	30,000
5. FUND BALANCE			271,520		5. WATER METER REPLACEMENT	6,722	20,000	50,000	-
Total Revenue less Transfers	650,162	712,736	830,520	785,000	6. CONSTRUCTION	46,850	44,063	60,000	60,000
					REPLACE GENERATOR WS BOOSTER	337,118	197,967	-	-
					KETCHUM SPRING WA CONVERSION	-	-	-	-
					ASPEN SEWER	-	-	-	-
					REINHEIMER WEST MAILINE EXT	-	-	-	240,000
Transfers	-	-			7. REINHEIMER EAST MAILINE EXT	13,560	11,333	-	165,000
					8. NEW STAND-BY GENERATOR WA/ADM.	-	-	200,000	200,000
Total Revenue	650,162	712,736	830,520	785,000	Total Expenditures	525,726	383,428	559,000	785,000
					Funding Requests				
Funding Requests					1. SUN VALLEY ROAD WATER LINE			271,520	
1.					2.				
2.									
Sub-total	-	-	-	-	Sub-total	-	-	271,520	-
Total Revenue with Changes	650,162	712,736	830,520	785,000	Total Expenditures	525,726	383,428	830,520	785,000
Total Expenditures with Changes	525,726	383,428	830,520	785,000					
Total Revenue Over/Under	124,437	329,308	-	-					

	FY 2021 AUDITED ACTUALS	FY 2022 AUDITED ACTUALS	FY 2023 ADOPTED/AMMENDED BUDGET	FY 2024 PROPOSED BUDGET
3. WATER CIP	525,725.60	383,427.96	902,040.00	785,000.00
3. CAPITAL OUTLAY	525,725.60	383,427.96	902,040.00	785,000.00
6900-MISC SERVICES & CHARGES	-	-	19,000.00	-
7500-AUTOMOTIVE EQUIPMENT	-	-	30,000.00	-
7600-MACHINERY AND EQUIPMENT	59,172.55	55,412.41	150,000.00	-
7650-WATER METERS	62,303.40	54,652.90	50,000.00	30,000.00
7653-WATER METER REPLACEMENT	6,721.58	20,000.00	50,000.00	-
7800-CONSTRUCTION	46,850.04	44,062.99	60,000.00	60,000.00
7802-KETCHUM SPRING WA CONVERSION	337,118.03	197,967.16	-	-
7806-NEW STAND-BY GENERATOR WA/ADM.	13,560.00	11,332.50	271,520.00	-
7501-TRUCK	-	-	-	50,000.00
7601-VAC TRAILER SYSTEM	-	-	-	40,000.00
7801-NW WELL BACKUP GENERATOR	-	-	-	200,000.00
7804-REINHEIMER WEST MAINLINE	-	-	271,520.00	240,000.00
7805-REINHEIMER EAST MAINLINE	-	-	-	165,000.00
Grand Total	525,725.60	383,427.96	902,040.00	785,000.00

Water Division CIP

FY 2025				FY 2026			
Project/ Purchase Item		Cost:		Project/ Purchase Item		Cost:	
New Weyyakin mainline ext.		\$ 375,000.00					
Neils Way to Glade Court mainline ext.		\$ 75,000.00					
Trail Creek Bridge Hwy 75/hang h2O +		\$ 50,000.00		Trail Creek Mainline Construction phas		\$ 380,000.00	
64-4340-7500 Automotive Equipment				64-4340-7500 Automotive Equipment			
64-4340-7600 Machinery & Equipment				64-4340-7600 Machinery & Equipment			
64-4340-7650 Water Meters		\$ 30,000.00		64-4340-7650 Water Meters		\$ 50,000.00	
64-4340-7653 Water Meter Replacement				64-4340-7653 Water Meter Replacement			
64-4340-7800 Construction		\$ 60,000.00		64-4340-7800 Construction		\$ 60,000.00	
		Total:				Total:	
		<u>\$ 590,000.00</u>				<u>\$ 490,000.00</u>	

FY2027				FY2028			
Project/ Purchase Item		Cost:		Project/ Purchase Item		Cost:	
Trail Creek Mainline Construction		\$ 380,000.00		Spur Ln. Loop Tie in		\$ 50,000.00	
Trail Creek Well, Re-build		\$ 600,000.00		Saddle/Hwy75 to 10th ML ext.		\$ 312,500.00	
64-4340-7500 Automotive Equipment				64-4340-7500 Automotive Equipment			
64-4340-7600 Machinery & Equipment				64-4340-7600 Machinery & Equipment			
64-4340-7650 Water Meters		\$ 50,000.00		64-4340-7650 Water Meters		\$ 50,000.00	
64-4340-7653 Water Meter Replacement				64-4340-7653 Water Meter Replacement			
64-4340-7800 Construction		\$ 60,000.00		64-4340-7800 Construction		\$ 60,000.00	
		Total:				Total:	
		<u>\$ 1,090,000.00</u>				<u>\$ 1,072,500.00</u>	



The Wastewater Division of the Utilities Department is responsible for collecting and treating domestic wastewater. The Sun Valley Water and Sewer District and the City of Ketchum own the wastewater treatment facility. The division operates the wastewater treatment plant and maintains the collection system in the City of Ketchum.

Fiscal Year 2023 Highlights

- HDR completed a draft Facility Plan to guide investment at the treatment plant for next 20 years.
- Voters approved debt issuance up to \$14M. Initial \$7M in debt has been issued.
- Draft budget assumed a 7% rate increase.
- Unplanned CIP purchase: Collections Sewer Camera - \$114,439.

Personnel:

- No changes.

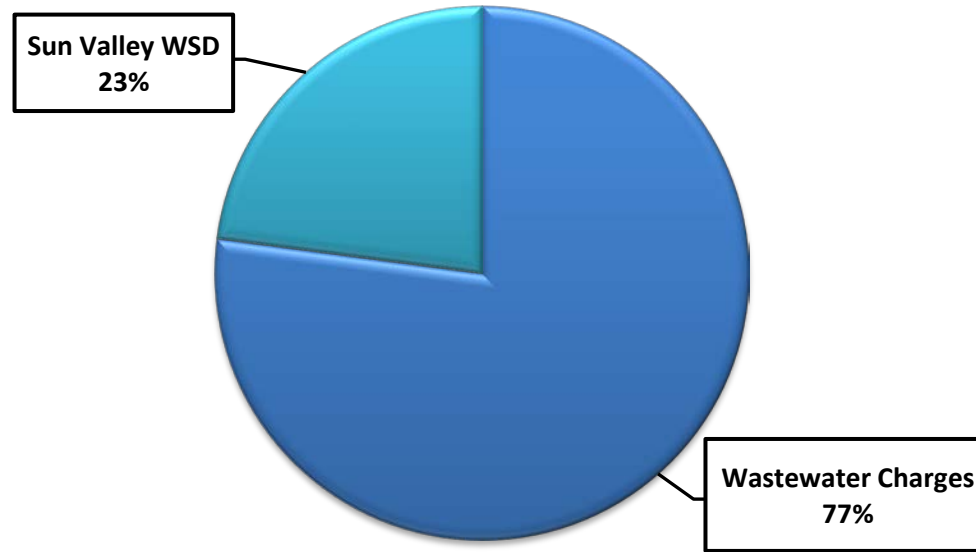
Fiscal Year 2024 Highlights

- Complete the Collection System Facility Plan to identify maintenance and growth needs of the sewer infrastructure.
- Proposed rate increase of 5%.
- Capital Improvement Projects for treatment plant expansion and upgrades:
 - Modify Aeration Blower Building to accommodate two new blowers and upgrade outdated electrical distribution and motor control systems.
 - Aeration Basin modification to implement new treatment process to improve nitrogen removal and reduce electricity consumption.
 - Develop preliminary plans for solids handling upgrades.

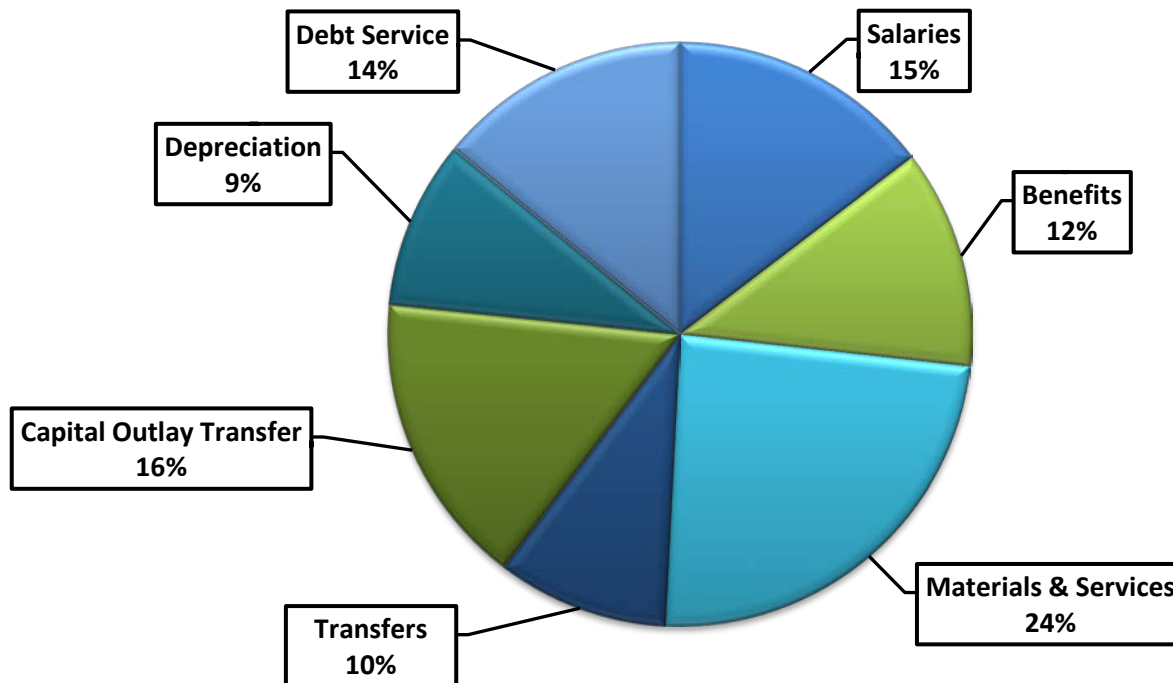
Personnel:

- No changes.

FY 2024 Wastewater Resources



FY 2024 Wastewater Requirements



Wastewater Division Revenues & Expenditures

	FY 2021 Audited Actuals	FY 2022 Audited Actuals	FY 2023 Adopted Budget	FY 2024 Proposed Budget		FY 2021 Audited Actuals	FY 2022 Audited Actuals	FY 2023 Adopted Budget	FY 2024 Proposed Budget
Revenues					Expenditures				
WASTEWATER	2,858,171	3,370,783	6,868,120	3,576,024	WASTEWATER	2,460,185	3,291,231	6,868,120	3,576,024
	FY 2021 Audited Actuals	FY 2022 Audited Actuals	FY 2023 Adopted Budget	FY 2024 Proposed Budget		FY 2021 Audited Actuals	FY 2022 Audited Actuals	FY 2023 Adopted Budget	FY 2024 Proposed Budget
Revenues					Expenditures				
1. WASTEWATER CHARGES	2,297,441	2,424,758	2,602,759	2,732,897	1. SALARIES	394,219	476,358	517,130	532,633
2. WASTEWATER INSPECTION FEES	720	1,400	-	-	2. BENEFITS	294,775	333,862	399,567	441,518
3. SUN VALLEY WA & SW DISTRICT CH	540,789	939,048	2,906,163	812,576	3. MATERIALS AND SERVICES	988,370	976,086	798,600	854,318
4. INTEREST EARNINGS	5,564	9,723	7,000	7,000	4. TRANSFERS	286,801	295,176	330,000	337,728
5. REFUNDS & REIMBURSEMENTS	(5,956)	84	-	-	5. CAPITAL OUTLAY TRANSFER	440,000	1,164,000	4,567,323	579,927
6. AMORTIZED BOND PREMIUM	19,449	20,398	-	-	6. DEBT SERVICE	56,020	45,750	255,500	499,900
8. FUND BALANCE	-	-	1,352,198	23,551	7. DEPRECIATION				330,000
7. GAIN(LOSS) ON PENSION ACTIVITY	164	(24,628)	-	-					
Total Revenue less Transfers	2,858,171	3,370,783	6,868,120	3,576,024	Total Expenditures	2,460,185	3,291,231	6,868,120	3,576,024
Transfers	-	-	-	-					
Total Revenue	2,858,171	3,370,783	6,868,120	3,576,024					
Funding Requests					Funding Requests				
Sub-total	-	-	-	-	Sub-total	-	-	-	-
Total Revenue with Changes	2,858,171	3,370,783	6,868,120	3,576,024	Total Expenditures	2,460,185	3,291,231	6,868,120	3,576,024
Total Expenditures with Changes	2,460,185	3,291,231	6,868,120	3,576,024					
Total Revenue Over/Under	397,986	79,552	0	0					

Wastewater Division Expenditures

		FY 2021 AUDITED	FY 2022 AUDITED	FY 2023 ADOPTED	FY 2024 PROPOSED
		ACTUALS	ACTUALS	BUDGET	BUDGET
1	1. WASTEWATER	688,994.51	810,219.50	916,696.76	974,150.79
2	1. PERSONAL SERVICES	688,994.51	810,219.50	916,696.76	974,150.79
3	1000-SALARIES	363,449.55	447,439.83	480,257.00	495,760.00
4	1800-PAY DIFFERENTIAL	14,820.34	13,649.11	22,968.00	22,968.00
5	1900-OVERTIME	15,949.41	15,268.68	13,905.00	13,905.00
6	2100-FICA TAXES-CITY	28,741.49	35,667.76	39,560.44	40,746.42
7	2200-STATE RETIREMENT-CITY	46,105.46	57,235.65	61,745.32	59,548.37
8	2400-WORKER'S COMPENSATION-CITY	6,326.61	8,316.81	9,445.00	12,500.00
9	2500-HEALTH INSURANCE-CITY	195,647.75	215,887.27	264,310.00	304,386.00
10	2505-HEALTH REIMBURSEMENT ACCT(HRA)	7,982.96	8,293.69	11,504.00	11,504.00
11	2510-DENTAL INSURANCE-CITY	4,719.92	4,856.76	5,789.00	5,513.00
12	2515-VISION REIMBURSEMENT ACCT(HRA)	3,786.60	1,992.69	5,100.00	5,100.00
13	2550-HEALTH-VISION-CAFETERIA ADMIN	-	-	-	-
14	2600-LONG TERM DISABILITY	1,464.42	1,611.25	2,113.00	2,220.00
15	2700-VACATION/SICK ACCRUAL PAYOUT	-	-	-	-
16	2710-VACATION/COMPENSATION PAYOUT	-	-	-	-
17	2760-EMPLOYEE HOUSING SUBSIDY	-	-	-	-
18	2800-STATE UNEMPLOYMENT INSURANCE	-	-	-	-
19	2. WASTEWATER	658,979.62	659,703.92	787,188.00	854,318.00
20	2. MATERIALS AND SERVICES	658,979.62	659,703.92	787,188.00	854,318.00
21	3100-OFFICE SUPPLIES & POSTAGE	483.62	328.36	700.00	700.00
22	3120-DATA PROCESSING	7,730.73	8,091.14	8,500.00	7,500.00
23	3200-OPERATING SUPPLIES	14,111.21	15,954.41	14,000.00	15,625.00
24	3400-MINOR EQUIPMENT	607.03	645.21	1,100.00	1,100.00
25	3500-MOTOR FUELS & LUBRICANTS	8,282.55	12,855.75	14,025.00	25,000.00
26	3600-COMPUTER SOFTWARE	5,775.90	3,026.28	1,300.00	2,125.00
27	3800-CHEMICALS	72,425.14	93,537.14	79,500.00	104,500.00
28	4200-PROFESSIONAL SERVICES	43,802.41	35,822.09	54,500.00	61,000.00
29	4201-IPDES PERMITS	2,747.46	3,452.16	3,711.00	3,711.00
30	4600-INSURANCE	32,000.00	32,000.00	39,588.00	32,000.00
31	4900-PERSONNEL TRAINING/TRAVEL/MTG	2,749.63	3,156.14	3,715.00	2,500.00
32	5000-ADMINSTRATIVE EXP - GEN FUND	146,149.00	150,533.47	125,525.00	129,893.00
33	5100- TELEPHONE & COMMUNICATION	2,449.59	6,980.32	7,500.00	6,000.00
34	5200-UTILITIES	126,493.79	141,168.58	175,000.00	175,000.00
35	5500-RIGHT-OF-WAY FEE (STREET DEPT)	83,481.00	115,934.00	121,624.00	136,664.00
36	6000-REPAIR & MAINT - AUTO EQUIP	8,020.87	2,377.57	7,500.00	10,000.00
37	6100-REPAIR & MAIN - MACH & EQUIP	77,357.47	11,239.83	75,000.00	75,000.00
38	6150-OHIO GULCH REPARY & REPLACE	17.25	10.74	1,000.00	1,000.00
39	6900-COLLECTION SYSTEM SERVICES/CHA	24,294.97	22,590.73	53,400.00	65,000.00

Wastewater Division Expenditures, cont.

		FY 2021 AUDITED ACTUALS	FY 2022 AUDITED ACTUALS	FY 2023 ADOPTED BUDGET	FY 2024 PROPOSED BUDGET
40	3. WASTEWATER	329,390.44	316,382.09	330,000.00	330,000.00
41	3. CAPITAL OUTLAY	329,390.44	316,382.09	330,000.00	330,000.00
42	7900-DEPRECIATION EXPENSE	329,390.44	316,382.09	330,000.00	330,000.00
43	4. WASTEWATER	726,801.00	1,459,176.16	4,586,323.00	917,655.00
44	4. OTHER EXPENDITURES	726,801.00	1,459,176.16	4,586,323.00	917,655.00
45	8801-REIMBURSE CITY GENERAL FUND	279,172.00	287,547.16	319,233.00	337,728.00
46	8803-REIMBURSE GF CIP-TECH/LEASING	7,629.00	7,629.00	-	
47	8863-REIMBURSE WATER COLLECTION SYS	0.00	-	-	
48	8867-TRANSFER TO WW CAP IMP FUND	440,000.00	1,164,000.00	4,248,090.00	579,927.00
49	9930-CONTINGENCY	-	-	19,000.00	-
50	5. WASTEWATER DEBT SERVICE EXP	56,019.77	45,749.61	255,500.00	499,900.00
51	2. MATERIALS AND SERVICES	450.00	450.00	500.00	
52	4200-PROFESSIONAL SERVICES-PAYING AGENT	450.00	450.00	500.00	
53	4. OTHER EXPENDITURES	55,569.77	45,299.61	255,000.00	499,900.00
54	8300-DEBT SRVC ACCT PRNCPL-2014C	(0.26)	(0.37)	220,000.00	
55	8400-DEBT SRVE ACCT INTEREST-2014C	55,570.03	45,299.98	35,000.00	
56	8500-DEBT SRVC ACCT PRNCPL-S2023	-	-	-	190,000.00
57	8600-DEBT SRVE ACCT INTEREST-S2023	-	-	-	309,900.00
58	Grand Total	2,460,185.34	3,291,231.28	6,875,707.76	3,576,023.79

Wastewater Division CIP

	FY 2021 Audited Actuals	FY 2022 Audited Actuals	FY 2023 Adopted Budget	FY 2024 Proposed Budget		FY 2021 Audited Actuals	FY 2022 Audited Actuals	FY 2023 Adopted Budget	FY 2024 Proposed Budget
WASTEWATER CIP	536,022	1,326,227			WASTEWATER CIP	46,404	685,054	4,248,090	3,923,653
Revenues	FY 2021 Audited Actuals	FY 2022 Audited Actuals	FY 2023 Adopted Budget	FY 2024 Proposed Budget	Expenditures	FY 2021 Audited Actuals	FY 2022 Audited Actuals	FY 2023 Adopted Budget	FY 2024 Proposed Budget
					1. BOB CAT UW56 TOOLCAT	273	2,242	-	-
	7,511	-			2. SEWER VAC TRUCK	-	449,088	-	-
1. WASTEWATER CONNECTION FEES	87,630	156,274	40,000	40,000	3. CONSTRUCTION	1,043	37,986	-	-
2. INTEREST EARNINGS	881	5,954	500	500	4. ENERGY EFFICIENCY PROJECTS	275	-	50,000	50,000
4. SUN VALLEY WA & SW DISTRICT CH				1,805,000	5. HEADWORKS CONSTR. & EQUIP.	-	-	-	-
5. TRANSFER FROM WASTEWATER FUND		1,164,000	4,207,590	579,927	6. CAPITAL FACILITY PLAN	44,814	100,104	75,000	-
6. FUND BALANCE			-	1,498,226	7. MICROSCOPE	-	-	-	-
Total Revenue less Transfers	96,022	1,326,227	4,248,090	3,923,653	8. CAPITAL IMP PLAN(NO SHARING)	-	95,635	1,016,610	313,653
Transfers	-	-	-	-	9. AERATION BASINS - ANOXIC AND	-	-	2,185,660	937,000
Total Revenue	96,022	1,326,227	4,248,090	3,923,653	10. AERATION BASINS BLOWERS & EI	-	-	210,120	1,026,000
					11. UPGRADE FILTER PLC	-	-	710,700	-
					12. ROTARY DRUM THICKENER & DEWATERING			-	1,597,000
Funding Requests					Total Expenditures	46,404	685,054	4,248,090	3,923,653
1.									
Sub-total	-								
					1. Funding Requests				
Total Revenue with Changes	96,022	1,326,227	4,248,090	3,923,653					
Total Expenditures with Changes	46,404	685,054	4,248,090	3,923,653	Sub-total	-	-	-	-
Total Revenue Over/Under	49,618	641,173	-	-	Total Expenditures	46,404	685,054	4,248,090	3,923,653

Wastewater Division CIP

Project	2024	2025	2026	2027	2028	2029	2030	2031	2032
Aeration Basins 3&4 - Anoxic & MLR	\$937,000								
Rotary Drum Thickener & Dewatering	\$1,597,000	\$2,245,000	\$2,100,000	\$2,734,000	\$0	\$0	\$0	\$0	\$0
Aeration Basin Blowers	\$1,026,000	\$699,000	\$1,314,250	\$0	\$0	\$249,000	\$1,500,000	\$434,000	\$1,328,750
PLC Upgrades (Filters & UV)	\$0	\$110,000	\$94,000	\$0	\$0	\$0	\$0	\$0	\$0
Digester #1 Cover	\$0	\$0	\$0	\$275,000	\$415,000	\$0	\$0	\$0	\$0
Clarifier #1 HVAC & Roof Repair	\$0	\$0	\$0	\$0	\$183,000	\$0	\$0	\$0	\$0
Aeration Basin 1&2 Upgrades	\$0	\$0	\$0	\$0	\$444,000	\$1,696,000	\$0	\$0	\$0
UV Equipment	\$0	\$0	\$0	\$0	\$1,694,000	\$0	\$0	\$0	\$0
Replace VFDs	\$0	\$0	\$0	\$0	\$782,000	\$0	\$0	\$0	\$0
Digester 2	\$0	\$0	\$0	\$0	\$0	\$924,000	\$700,000	\$1,024,000	\$0
Digester 1&2 Blowers	\$0	\$0	\$0	\$0	\$0	\$952,000	\$877,000	\$0	\$0
Replace Generator & MCC-3	\$0	\$0	\$0	\$0	\$0	\$0	\$635,000	\$628,000	\$0
Grit Removal System	\$0	\$0	\$0	\$0	\$0	\$0	\$0	\$1,015,000	\$0
Pump Replacements	\$0	\$0	\$0	\$353,250	\$0	\$0	\$0	\$0	\$353,250
Upgrade PLC Hardware	\$0	\$0	\$0	\$0	\$0	\$0	\$0	\$0	\$1,356,000
Digester 1 Diffusers	\$0	\$0	\$0	\$0	\$0	\$0	\$0	\$250,000	\$0
Clarifier 1 Mechanism Replacement	\$0	\$0	\$0	\$0	\$0	\$0	\$0	\$0	\$553,000
Misc. Headworks Improvements	\$0	\$0	\$0	\$51,000	\$0	\$0	\$0	\$0	\$0
Parking Lot Repaving	\$0	\$0	\$0	\$0	\$0	\$0	\$0	\$165,000	\$500,000
Outfall Clearing	\$0	\$0	\$83,500	\$0	\$0	\$0	\$0	\$0	\$0
Energy Efficient Projects	\$50,000								
Construction	\$0	\$0	\$83,500	\$0	\$0	\$0	\$0	\$0	\$0
Annual Costs Shared with SVWSD	\$3,610,000	\$3,054,000	\$3,591,750	\$3,413,250	\$3,518,000	\$3,821,000	\$3,712,000	\$3,516,000	\$4,091,000
Collections Facility Plan	\$ 100,000								
Sewer Video Inspection System	\$ -								
Crane Truck Replacement	\$ 55,000	\$ 35,000							
Sewer Line Construction	\$ 158,653		\$ 75,000	\$ 75,000					
Trail Creek Bridge sewer lin relocation	\$ -								
Annual Costs	\$ 313,653	\$ 35,000	\$ 75,000	\$ 75,000					
Total Expenditures	\$ 3,923,653	\$ 3,089,000	\$ 3,666,750	\$ 3,488,250	\$ 3,518,000	\$ 3,821,000	\$ 3,712,000	\$ 3,516,000	\$ 4,091,000



City of Ketchum | 2024 Draft Budget
Community Housing (City/County) Fund

The FY24 budget seeks to implement the second year of the Housing Action Plan, as well as serve as the staffing entity for the Blaine County Housing Authority. FY24 revenue consists of the first full fiscal year of the new, voter-approved 0.5% LOT funds as well as FY23 projected expense savings and three months of the 0.5% LOT funds. The BCHA staffing/programming is expected to be co-funded with Blaine County, similar to the countywide sustainability approach.

Fiscal Year 2023 Highlights

- Launched Lease to Locals program with COVID-ARPA funds.
- Launched Housing Mediation Project, emergency rental assistance, community education, and analysis of publicly owned land.
- Began staffing Blaine County Housing Authority.

Personnel:

- Brought Director on full-time.
- Hired part-time Administrative Assistant.

Fiscal Year 2024 Highlights

- Request to pilot an Ownership & Preservation Program.
- Request to pilot an occupied ADU incentive program.
- Continue Lease to Locals program as-is.
- Not budgeted – Forest Service Park for Housing, transitional housing, and adequate funding for Lease to Locals.

Personnel:

- Request to hire Housing Coordinator.
- Request to bring Administrative Assistant on full-time.

	FY 2021 AUDITED ACTUALS	FY 2022 AUDITED ACTUALS	FY 2023 ADOPTED/AMENDED BUDGET	FY 2024 PROPOSED BUDGET
COMMUNITY HOUSING (CITY/COUNTY)				
REVENUE	0	864,100	1,441,434	1,833,708
EXPENDITURE	0	312,906	1,441,434	1,833,708
TOTAL	0	551,194	0	0

Community Housing (City/County) Fund

PROGRAM COSTS	FY 2023 ADOPTED/ AMENDED	FY 2023 ACTUALS	FY2023 ANTICIPATED	FYI 2024 PROPOSED	FY 2024 PROPOSED CITY	FY2024 PROPOSED COUNTY
EXPENSES						
General programming	\$ (212,600)	\$ (121,407)	\$ (177,032)	\$ (193,600)	\$ (133,370)	\$ (10,588)
conversion (L2L) + light preservation incentives	\$ (400,000)	\$ (42,250)	\$ (200,000)	\$ (200,000)	\$ (200,000)	\$ -
conversion (L2L) + light preservation professional s	\$ (105,000)	\$ (49,414)	\$ (105,000)	\$ (100,000)	\$ (100,000)	\$ -
Forest Service Park preservation for housing	\$ (10,000)	\$ (8,700)	\$ (10,000)	\$ (300,000)	\$ -	\$ -
occupied ADU incentives + education	\$ (9,000)	\$ -	\$ (9,000)	\$ (255,000)	\$ (255,000)	\$ -
ownership - downpayment assistance + deed restr	\$ -	\$ -	\$ (175,000)	\$ (500,000)	\$ (500,000)	\$ -
General office expenses	\$ (2,500)	\$ -	\$ -	\$ (40,859)	\$ (20,430)	\$ (20,430)
Lift Tower Lodge	\$ (56,071)	\$ (62,196)	\$ (100,000)	\$ (65,072)	\$ (65,072)	\$ -
staff + benefits	\$ (285,132)	\$ (135,358)	\$ (200,000)	\$ (337,555)	\$ (290,565)	\$ (46,990)
Housing Fellow	\$ (61,650)	\$ (33,689)	\$ (54,689)	\$ (123,300)	\$ (123,300)	\$ -
Housing Navigation System	\$ (27,000)	\$ -	\$ (27,748)	\$ (70,490)	\$ (35,245)	\$ (35,245)
BCHA auditing/compliance + training	\$ (26,505)	\$ (2,777)	\$ (26,505)	\$ (16,505)	\$ (8,253)	\$ (8,253)
shelter plan	\$ -	\$ (5,000)	\$ (77,063)	\$ (56,990)	\$ (28,495)	\$ (28,495)
transitional housing	\$ (250,000)	\$ (77,063)	\$ (91,311)	\$ (150,000)	\$ (28,495)	\$ -
BCHA reimbursement + City staff support	\$ (54,485)	\$ -	\$ -	\$ (45,484)	\$ (45,484)	\$ -
TOTAL EXPENSES	\$ (1,499,943)	\$ (537,854)	\$ (1,253,347)	\$ (2,454,856)	\$ (1,833,708)	\$ (150,000)

REVENUE						
Refunds and reimbursements from County	\$ 200,000	\$ 34,889	\$ 150,000	\$ 150,000	\$ 150,000	\$ -
Emergency housing transfer	\$ 250,000	\$ 77,063	\$ 77,063	\$ -	\$ -	\$ -
Grants	\$ -	\$ -	\$ -	\$ 125,000	\$ 125,000	\$ -
transfer from additional 0.5%	\$ -	\$ -	\$ 313,204	\$ 1,300,000	\$ 1,300,000	\$ -
Lift Tower Lodge rents	\$ 110,556	\$ 29,038	\$ 43,557	\$ 110,556	\$ 110,556	\$ -
City reimbursement for BCHA assistance	\$ -	\$ -	\$ -	\$ -	\$ -	\$ -
Transfer from general fund	\$ 266,481	\$ 266,481	\$ 266,481	\$ 621,148	\$ -	\$ -
Fund balance	\$ 551,194	\$ 551,194	\$ 551,194	\$ 148,152	\$ 148,152	\$ -
TOTAL	\$ 1,378,231	\$ 958,665	\$ 1,401,499	\$ 2,454,856	\$ 1,833,708	\$ -



Development Services

The Development Services Trust Fund is an account established for bonds or other monies deposited as required by city ordinances for development projects. If projects do not fulfill their obligations, the funds may be withdrawn and used for mitigating any issues in connection to the development. In the vast majority of cases, the funds are returned to the applicant in full.

Parks and Recreation

The Parks and Recreation Trust Fund provides budget authority to receive and expend money obtained through grants, donations, and General Fund contributions. A sub account houses donations made toward the Warm Springs Preserve. A new sub account was created to house Pump Park donation and expenditures. Federal law typically requires that money received through grants be segregated into separate funds and that the receipt and expenditure of such money be accounted separately from other city functions. The fund also provides an avenue to segregate donations to assure that such funds are spent in accordance with the instructions of donors.

Police

The Police Trust Fund provides budget authority to receive and expend money obtained through forfeitures and seized assets. Federal law requires that money received through such forfeitures be segregated into separate funds and that the receipt and expenditure of such money be accounted separately from other city functions. Federal law also limits the expenditure of such funds to specific uses, such as drug enforcement, education activities, and capital equipment or improvements.

Trust Funds

TRUST FUNDS	FY 2021 Audited Actuals	FY 2022 Audited Actuals	FY 2023 Adopted Budget	FY 2024 Proposed Budget
DEVELOPMENTAL				
REVENUE	130,530	344,252	250,000	650,000
EXPENDITURE	130,530	150,000	250,000	650,000
TOTAL	0	194,252	0	0
PARKS				
REVENUE	92,369	1,207,690	1,122,456	1,067,550
EXPENDITURE	26,668	91,999	1,122,456	1,067,550
TOTAL	65,702	1,115,691	0	0
POLICE				
REVENUE	441	95,426	7,500	7,500
EXPENDITURE	0	95,000	7,500	7,500
TOTAL	441	426	0	0



General Obligation and Debt Service Fund

The General Obligation and Debt Service Fund provides for debt service on the City's Series 2020 General Obligation Bonds that are funding construction of the new station for the Fire and Rescue Department.

The 2020 G.O. Bonds were authorized by the requisite two-thirds of the voters at the election held on November 5, 2019, in the amount of \$11,500,000. Ordinance 1201 provides for the repayment of the bonds over a 25-year term. The final payment is scheduled for September 2044. Interest rates on the bonds vary from 2.00% to 5.00% with a true interest cost of 1.92% over the life of the bonds.

Community Housing In-Lieu Fund

The purpose of the Community Housing In-Lieu Fund is to provide budget authority to administer the City's community housing in-lieu program. In-lieu funds are restricted for uses that advance community housing efforts.

Wagon Days Fund

The Wagon Days Fund provides budget authority to support the annual Wagon Days Celebration that takes place during the Labor Day weekend. The Wagon Days Celebration is funded through a mix donations, ticket and souvenir sales coupled with the Local Option Tax Fund.

Other Funds

OTHER FUNDS	FY 2021 AUDITED ACTUALS	FY 2022 AUDITED ACTUALS	FY 2023 ADOPTED/AMENDED BUDGET	FY 2024 PROPOSED BUDGET
GENERAL OBLIGATION FIRE BOND				
REVENUE	596,111	625,300	611,769	610,769
EXPENDITURE	611,679	615,019	611,769	610,769
TOTAL	-15,568	10,281	0	0
GENERAL OBLIGATION CONSTRUCTION FIRE BOND				
REVENUE	61,758	2,211	268,722	0
EXPENDITURE	9,054,420	490,874	268,722	0
TOTAL	-8,992,663	-488,662	0	0
GENERAL OBLIGATION STREET BOND				
REVENUE	149,916	0	0	0
EXPENDITURE	149,835	0	0	0
TOTAL	81	0	0	0
IN-LIEU HOUSING				
REVENUE	577,953	362,861	2,671,256	1,320,000
EXPENDITURE	75,000	845,011	2,671,256	1,320,000
TOTAL	502,953	-482,150	0	0
WAGON DAYS				
REVENUE	94,649	140,272	151,550	171,250
EXPENDITURE	99,391	162,417	151,550	171,250
TOTAL	-4,742	-22,145	0	0



Appendix I:
Proposed Fee Schedule Changes

Highlighting indicates a new fee or a fee increase of greater than 5%

Department	Program	Fee Description	FY 2023 Adopted Fee Amount	FY 2024 Proposed Fee Amount	Change %
		\$1.00 to \$500.00= (1) Building permit valuation shall include the total value of the work for which a permit is being issued, including materials and labor. The building official may require documentation of the building permit valuation as necessary to ensure correct valuation of project.			0%
Planning & Building	Building		\$ 24.50	\$ 24.50	
			\$24.50 for the first \$500.00 plus \$3.25 for each additional \$100.00, or fraction thereof, to and including \$2,000.00	\$24.50 for the first \$500.00 plus \$3.25 for each additional \$100.00, or fraction thereof, to and including \$2,000.00	0%
Planning & Building	Building	\$501.00 to \$2,000.00= (1)			
			\$72.50 for the first \$2,000.00 plus \$14.50 for each additional \$1,000.00, or fraction thereof, to and including \$25,000.00	\$72.50 for the first \$2,000.00 plus \$14.50 for each additional \$1,000.00, or fraction thereof, to and including \$25,000.01	0%
Planning & Building	Building	\$2001.00 to \$25,000.00=(1)			
			\$409.50 for the first \$25,000.00 plus \$10.50 for each additional \$1,000.00, or fraction thereof, to and including \$50,000.00	\$409.50 for the first \$25,000.00 plus \$10.50 for each additional \$1,000.00, or fraction thereof, to and including \$50,000.01	0%
Planning & Building	Building	\$25,001.00 to \$50,000.00= (1)			
			\$672.75 for the first \$50,000.00 plus \$7.50 for each additional \$1,000.00, or fraction thereof, to and including \$100,000.00	\$672.75 for the first \$50,000.00 plus \$7.50 for each additional \$1,000.00, or fraction thereof, to and including \$100,000.01	0%
Planning & Building	Building	\$50,001.00 to \$100,000.00= (1)			
			\$1038.50 for the first \$100,000.00 plus \$5.75 for each additional \$1,000.00, or fraction thereof, to and including \$500,000.00	\$1038.50 for the first \$100,000.00 plus \$5.75 for each additional \$1,000.00, or fraction thereof, to and including \$500,000.01	0%
Planning & Building	Building	\$100,001.00 to \$500,000.00= (1)			
			\$3,379.25 for the first \$500,000.00 plus \$5.00 for each additional \$1,000.00, or fraction thereof, to and including \$1,000,000.00	\$3,379.25 for the first \$500,000.00 plus \$5.00 for each additional \$1,000.00, or fraction thereof, to and including \$1,000,000.01	0%
Planning & Building	Building	\$500,001.00 to \$1,000,000.00= (1)			
			\$5,861.00 for the first \$1,000,000.00 plus \$3.75 for each additional \$1,000.00, or fraction thereof	\$5,861.00 for the first \$1,000,000.00 plus \$3.75 for each additional \$1,000.00, or fraction thereof	0%
Planning & Building	Building	\$1,000,000.00 and up= (1)			
Planning & Building	Building	Plan Check Fee - Building	70% of Permit Fee	65% of permit fee	0%
Planning & Building	Building	Plan Check Fee - Planning	65% of Permit Fee	70% of building plan check fee	0%
Planning & Building	Building	Plan Check Fee - Fire	Same as P&Z Plan Check Fee	70% of building plan check	0%
Planning & Building	Building	Building Permit Modification - Minor (as determined by the Administrator)	\$ 250.00	\$ 500.00	0%
Planning & Building	Building	Building Permit Modification - Major (as determined by the Administrator, full plan check fees may be assessed based on size of modification)	\$ 450.00	\$ 1,500.00	0%
Planning & Building	Other	Inspections outside of normal business hours (minimum charge --two hours) (2) or the total hourly cost to the jurisdiction, whichever is the greatest. This cost shall include supervision, overhead, equipment, hourly wages	\$ 60.00	\$ 60.00	0%
Planning & Building	Other	Re-inspection fees assessed under provisions of Section 109.7 (2)	\$ 60.00	\$ 60.00	0%
Planning & Building	Other	Inspections for which no fee is specifically indicated (minimum charge -- one-half hour)(2)	\$ 60.00	\$ 60.00	0%
Planning & Building	Other	Additional and partial inspections above the minimum required by the building codes may be charged (minimum charge--one hour) (2)	\$ 60.00	\$ 60.00	0%

Highlighting indicates a new fee or a fee increase of greater than 5%

Department	Program	Fee Description	FY 2023 Adopted Fee	FY 2024 Proposed Fee	Change %
			Amount	Amount	
Planning & Building	Other	Hourly Rate for Review of Changes, Additions or Revisions to Plans	\$ 250.00	\$ 100.00	-60%
Planning & Building	Other	Additional costs incurred by the City for security (2)	\$ 100.00	\$ 100.00	0%
Planning & Building	Other	agreements and other similar processes (minimum charge) (2)	\$ 1,002.00	\$ 1,002.00	0%
Planning & Building	Other	For use of outside consultants for plan checking and inspections, or both (3) <i>Actual costs include administrative and overhead costs.</i>	Actual Costs	Actual Costs	0%
Planning & Building	Other	Penalty for commencement of work without a building permit + additional stop work order and violation fees allowed for int Ketchum Municipal Code, Section 15.04.030)	\$ 1,000.00	\$ 1,000.00	0%
Planning & Building	Other	Deferred submittals, per each submittal	25% of Plan review fee	25% of Plan review fee	0%
Planning & Building	Other	Temporary Certificate of Occupancy (non-refundable) (per week)	\$ 1,000.00	\$ 1,000.00	0%
Planning & Building	Other	Alternative Energy System Installation- <i>Fee covers one inspection. Additional inspections shall be charged at the rate identified in Other Inspection and Fees.</i>	\$ 100.00	\$ 100.00	0%
Planning & Building	Other	Demolition Fee <i>(A security agreement equaling 150% of the estimated demolition cost is required for all demolition permits.)</i>	\$ 150.00	\$ 750.00	400%
Planning & Building	Design Review	Pre-Application Design Review	\$ 1,100.00	\$ 3,300.00	200%
Planning & Building	Design Review	Mountain Overlay Design Review	\$ 1,400.00	\$ 4,800.00	243%
Planning & Building	Design Review	Final Design Review	\$ 1,800.00	\$ 3,900.00	11%
Planning & Building	Design Review	Administrative Design Review	\$ 250.00	\$ 500.00	100%
Planning & Building	Design Review	Administrative Design Review - in Mountain Overlay and/or Avalance Overlay	\$ -	\$ 1,500.00	new
Planning & Building	Design Review	Hotel Pre-Application Design Review	\$ 0.10	\$ 7,000.00	-60%
Planning & Building	Design Review	Hotel Design Review	\$ 0.32	\$ 9,000.00	-60%
Planning & Building	Design Review	Request to Alter or Demolish a Historic Structure	\$ -	\$ 1,800.00	new
Planning & Building	Subdivision	Land Subdivision: Preliminary Plat	\$ 1,300.00	\$ 2,900.00	-32%
Planning & Building	Subdivision	Condo/Townhome Subdivision: Preliminary Plat	\$ 525.00	\$ 3,300.00	-19%
Planning & Building	Subdivision	Land Subdivision: Final Plat	\$ 375.00	\$ 2,000.00	166%
Planning & Building	Subdivision	Condo/Townhome Subdivision: Final Plat	\$ -	\$ 2,000.00	166%
Planning & Building	Subdivision	Planned Unit Development (PUD)	\$ 4,300.00	\$ 12,500.00	191%
Planning & Building	Subdivision	Planned Unit Development (PUD)- Minor Amendment	\$ -	\$ 4,500.00	new
Planning & Building	Subdivision	Planned Unit Development (PUD)- Major Amendment	\$ -	\$ 9,000.00	new
Planning & Building	Subdivision	Hotel Planned Unit Development (PUD)	\$ 0.48	\$ 12,500.00	-81%
Planning & Building	Subdivision	Readjustment of Lot Lines (Lot Line Shift)	\$ 475.00	\$ 1,700.00	112%
Planning & Building	Subdivision	Vacation	\$ 1,615.00	\$ 5,500.00	241%
Planning & Building	Floodplain Development Permits	Streambank Alteration	\$ 500.00	\$ 5,700.00	1040%
Planning & Building	Floodplain Development Permits	Emergency Streambank Alteration Permit	\$ 250.00	\$ 1,500.00	500%
Planning & Building	Floodplain Development Permits	Emergency Flood Protection Permit	\$ -	\$ -	0%
Planning & Building	Floodplain Development Permits	Floodplain Development Permit - Residential	\$ 1,400.00	\$ 2,700.00	93%
Planning & Building	Floodplain Development Permits	Floodplain Development Permit - Subdivision	\$ 350.00	\$ 6,300.00	1700%
Planning & Building	Floodplain Development Permits	Floodplain Development Permit - Non-residential and Mixed Use	\$ 1,525.00	\$ 4,800.00	0%
Planning & Building	Floodplain Development Permits	Floodplain Development Permit - interior remodel, new structures/additions entirely outside of floodplain	\$ 250.00	\$ 1,800.00	620%
Planning & Building	Floodplain Development Permits	Minor Riparian Alteration – removal of hazard trees (up to four trees), minor maintenance of riparian trees and vegetation	\$ 125.00	\$ 350.00	180%
Planning & Building	Floodplain Development Permits	Major Riparian Alteration – Application applies to vegetation within 25 feet of mean high water mark. This application covers the removal of more than four (4) trees or major maintenance of riparian trees and vegetation.	\$ -	\$ 700.00	new
Planning & Building	Other Permits	Administrative Use Permit	\$ 250.00	\$ 500.00	100%
Planning & Building	Other Permits	Sign Permit	\$ 125.00	\$ 250.00	100%
Planning & Building	Other Permits	Fence Permit	\$ 100.00	\$ 150.00	50%
Planning & Building	Other Permits	Conditional Use Permit	\$ 1,100.00	\$ 3,200.00	191%
Planning & Building	Other Permits	Conditional Use Permit - Daycare Businesses	\$ 300.00	\$ 300.00	0%
Planning & Building	Other Permits	Conditional Use Permit Amendment	\$ -	\$ 2,200.00	new
Planning & Building	Other Permits	Variance	\$ 1,100.00	\$ 2,300.00	109%
Planning & Building	Other Permits	Appeals	\$ 2,175.00	\$ 5,000.00	130%
Planning & Building	Other Permits	Off-Site Vendor - New	\$ 750.00	\$ 1,100.00	47%
Planning & Building	Other Permits	Off-Site Vendor - Renewal	\$ -	\$ 750.00	new
Planning & Building	Other Permits	Grading	\$ 125.00	\$ 850.00	580%

Highlighting indicates a new fee or a fee increase of greater than 5%

Department	Program	Fee Description	FY 2023 Adopted Fee	FY 2024 Proposed Fee	Change %
			Amount	Amount	
Planning & Building	Other Permits	Wireless Communications Facility Master Plan	\$ 525.00	\$ 1,800.00	243%
Planning & Building	Other Permits	Wireless Communications Facility Permit	\$ 225.00	\$ 800.00	256%
Planning & Building	Other Permits	Off-site Commercial/Neighborhood Snow Storage Permit - Administrative	\$ 75.00	\$ 500.00	567%
Planning & Building	Other Permits	Listing a Historic Structure/Site	\$ -	\$ 2,200.00	new
Planning & Building	Other Permits	Development Agreement-Rezone	\$ 2,900.00	\$ 10,000.00	245%
Planning & Building	Other Permits	Development Agreement - Non-Rezone	\$ 1,900.00	\$ 5,000.00	163%
Planning & Building	Other Permits	Development Agreement Amendment - Minor	\$ 1,900.00	\$ 3,000.00	58%
Planning & Building	Other Permits	Development Agreement Amendment - Major	\$ -	\$ 5,000.00	new
Planning & Building	Other Permits	Residential Annexation	\$ 5,688.00	\$ 5,688.00	0%
Planning & Building	Other Permits	Commercial Annexation	\$ 12,655.00	\$ 12,655.00	0%
Planning & Building	Other Permits	Mixed-Use Annexation (residential & commercial)	\$ -	\$ 12,655.00	new
Planning & Building	Amendments	Comprehensive Plan Amendment	\$ 1,925.00	\$ 7,000.00	264%
Planning & Building	Amendments	Zoning/Subdivision Text Amendment	\$ 1,925.00	\$ 9,500.00	394%
Planning & Building	Amendments	Zone Change Request	\$ 1,925.00	\$ 6,000.00	212%
			100% of actual costs incurred	100% of actual costs incurred	0%
Planning & Building	Miscellaneous	Consultant Review Fee	\$ -	\$ -	0%
Planning & Building	Miscellaneous	Community Housing In-lieu Fee	\$ 450.00	\$ 450.00	0%
Planning & Building	Impact Fees	Fire Development Impact Fees Single Family	\$ 2,092.00	\$ 2,092.00	0%
Planning & Building	Impact Fees	Fire Development Impact Fees Multi Family per unit	\$ 1,616.00	\$ 1,616.00	0%
Planning & Building	Impact Fees	Fire Development Impact Fees Commercial per square foot	\$ 0.45	\$ 0.45	0%
Planning & Building	Impact Fees	Parks Development Impact Fees Single Family	\$ 1,047.00	\$ 1,047.00	0%
Planning & Building	Impact Fees	Parks Development Impact Fees Multi Family per unit	\$ 809.00	\$ 809.00	0%
Planning & Building	Impact Fees	Parks Development Impact Fees Commercial per square foot	\$ -	\$ -	0%
Planning & Building	Impact Fees	Police Development Impact Fees Single Family	\$ 104.00	\$ 104.00	0%
Planning & Building	Impact Fees	Police Development Impact Fees Multi Family per unit	\$ 80.00	\$ 80.00	0%
Planning & Building	Impact Fees	Police Development Impact Fees Commercial per square foot	\$ 0.22	\$ 0.22	0%
Planning & Building	Impact Fees	Streets Development Impact Fees Single Family	\$ 4,492.00	\$ 4,492.00	0%
Planning & Building	Impact Fees	Streets Development Impact Fees Multi Family per unit	\$ 3,471.00	\$ 3,471.00	0%
Planning & Building	Impact Fees	Streets Development Impact Fees Commercial per square foot	\$ 0.97	\$ 0.97	0%
Fire & Rescue	Automatic Fire Alarm Systems	Single Family Residential Installations under 4,000 sq. ft.	\$ 100.00	\$ 100.00	0%
Fire & Rescue	Automatic Fire Alarm Systems	Single Family Residential Installations over 4,000 sq. ft.	\$ 200.00	\$ 200.00	0%
Fire & Rescue	Automatic Fire Alarm Systems	Multi Family and Commercial Installations up to 6,000 sq. ft.	\$ 200.00	\$ 200.00	0%
Fire & Rescue	Automatic Fire Alarm Systems	Multi Family and Commercial Installations 5,000 - 20,000 sq. ft.	\$ 350.00	\$ 350.00	0%
Fire & Rescue	Automatic Fire Alarm Systems	Multi Family and Commercial Installations over 20,000 sq. ft.	\$ 500.00	\$ 500.00	0%
Fire & Rescue	Automatic Fire Alarm Systems	Modification (including TI), 1-24 devices	\$ 100.00	\$ 100.00	0%
Fire & Rescue	Automatic Fire Alarm Systems	Modification (including TI), 25 or more devices	\$ 250.00	\$ 250.00	0%
Fire & Rescue	Automatic Fire Alarm Systems	Existing Component Modification	\$ 100.00	\$ 100.00	0%
Fire & Rescue	Automatic Fire Alarm Systems	Component Addition to Existing System	\$ 200.00	\$ 200.00	0%
Fire & Rescue	Automatic Fire Alarm Systems	Fire Alarm Inspections (all) per hour	\$ 75.00	\$ 75.00	0%
Fire & Rescue	Automatic Suppression Systems	Single Family Residential Installations under 6,000 sq. ft.	\$ 150.00	\$ 150.00	0%
Fire & Rescue	Automatic Suppression Systems	Single Family Residential Installations over 6,000 sq. ft.	\$ 250.00	\$ 250.00	0%
Fire & Rescue	Automatic Suppression Systems	Multi Family and Commercial Installations up to 6,000 sq. ft.	\$ 150.00	\$ 150.00	0%
Fire & Rescue	Automatic Suppression Systems	Multi Family and Commercial Installation 6,000 - 20,000 sq. ft.	\$ 250.00	\$ 250.00	0%
Fire & Rescue	Automatic Suppression Systems	Multi Family and Commercial Installation 20,001 - 40,000 sq. ft.	\$ 500.00	\$ 500.00	0%
Fire & Rescue	Automatic Suppression Systems	Multi Family and Commercial Installation over 40,000 sq. ft.	\$ 800.00	\$ 800.00	0%
Fire & Rescue	Automatic Suppression Systems	Modification, 1-10 Heads	\$ 150.00	\$ 150.00	0%
Fire & Rescue	Automatic Suppression Systems	Modification, 10 or more Heads	\$ 300.00	\$ 300.00	0%
Fire & Rescue	Automatic Suppression Systems	Per Head fee for all Plan Checks	\$ 1.00	\$ 1.00	0%
Fire & Rescue	Automatic Suppression Systems	Fire Suppression System Inspections (all) per hour	\$ 75.00	\$ 75.00	0%
Fire & Rescue	Automatic Suppression Systems	Fire Flow Tests (beyond one included in plan review or other)	\$ 150.00	\$ 150.00	0%
Fire & Rescue	Sandpipe System Permits	New Installation	\$ 250.00	\$ 250.00	0%
Fire & Rescue	Sandpipe System Permits	Modification	\$ 100.00	\$ 100.00	0%
Fire & Rescue	Sandpipe System Permits	Per Hose Connection for New and Existing Systems	\$ 10.00	\$ 10.00	0%
Fire & Rescue	Sandpipe System Permits	Standpipe System Inspections	\$ 75.00	\$ 75.00	0%

Highlighting indicates a new fee or a fee increase of greater than 5%

Department	Program	Fee Description	FY 2023 Adopted Fee	FY 2024 Proposed Fee	Change %
			Amount	Amount	
Fire & Rescue	Alternative Fire-Extinguishing System	Pern Clean Agent System Plan Check	\$ 500.00	\$ 500.00	0%
Fire & Rescue	Alternative Fire-Extinguishing System	Pern Clean Agent System Modification	\$ 200.00	\$ 200.00	0%
Fire & Rescue	Alternative Fire-Extinguishing System	Pern New Installation: Commercial Kitchen Fire Suppression (per system)	\$ 200.00	\$ 200.00	0%
Fire & Rescue	Alternative Fire-Extinguishing System	Pern Modification to a Commercial Kitchen Fire Suppression System	\$ 100.00	\$ 100.00	0%
Fire & Rescue	Alternative Fire-Extinguishing System	Pern Inspections (per hour)	\$ 75.00	\$ 75.00	0%
Fire & Rescue	Alternative Fire-Extinguishing System	Pern Modification to any Alternative Fire-Extinguishing System	\$ 100.00	\$ 100.00	0%
Fire & Rescue	Fire Pump Permits	New Installation	\$ 300.00	\$ 300.00	0%
Fire & Rescue	Fire Pump Permits	Modification	\$ 100.00	\$ 100.00	0%
Fire & Rescue	Fire Pump Permits	Inspections (per hour)	\$ 75.00	\$ 75.00	0%
Fire & Rescue	Solar Photovoltaic System Permits	New Installation and Plan Review	\$ 200.00	\$ 200.00	0%
Fire & Rescue	Solar Photovoltaic System Permits	Modification to Existing System	\$ 100.00	\$ 100.00	0%
Fire & Rescue	Solar Photovoltaic System Permits	Inspections (per hour)	\$ 75.00	\$ 75.00	0%
Fire & Rescue	Flammable & Combustible Liquid Tank Per	New Installation - Each Tank	\$ 300.00	\$ 300.00	0%
Fire & Rescue	Flammable & Combustible Liquid Tank Per	Modification - Each Tank	\$ 100.00	\$ 100.00	0%
Fire & Rescue	Flammable & Combustible Liquid Tank Per	Removal - Each Tank	\$ 100.00	\$ 100.00	0%
Fire & Rescue	L-P Gas System Permits	New Installation - Storage and/or dispensing	\$ 300.00	\$ 300.00	0%
Fire & Rescue	L-P Gas System Permits	Modification - Storage and/or dispensing	\$ 100.00	\$ 100.00	0%
Fire & Rescue	L-P Gas System Permits	New Installation - Prefilled Portable Cylinders for Consumer Exchange	\$ 100.00	\$ 100.00	0%
Fire & Rescue	Compressed Gases Systems Permit	New Installation	\$ 300.00	\$ 300.00	0%
Fire & Rescue	Compressed Gases Systems Permit	Modification	\$ 100.00	\$ 100.00	0%
Fire & Rescue	Medical Gas Systems Permit	New Installation	\$ 300.00	\$ 300.00	0%
Fire & Rescue	Medical Gas Systems Permit	Modification	\$ 100.00	\$ 100.00	0%
Fire & Rescue	Spring, Dipping or Powder Coating Permits	New Installation - Spray Area, Spray Room, Spray Booth, Dip Tank or Mixing Room	\$ 300.00	\$ 300.00	0%
Fire & Rescue	Spring, Dipping or Powder Coating Permits	Modification - Spray Area, Spray Room, Spray Booth, Dip Tank or Mixing Room	\$ 100.00	\$ 100.00	0%
Fire & Rescue	Hazardous Materials Permit	Annual Fee to Store, Transport On-Site, Dispense, Use or Handle Hazardous Materials	\$ 150.00	\$ 150.00	0%
Fire & Rescue	Hazardous Materials Permit	HMIS Assessment (minimum one hour) (per hour)	\$ 75.00	\$ 75.00	0%
Fire & Rescue	Hazardous Materials Permit	HMMP Assessment (minimum one hour) (per hour)	\$ 75.00	\$ 75.00	0%
Fire & Rescue	Hazardous Materials Permit	New Installation - HazMat Container, Tank or Process	\$ 200.00	\$ 200.00	0%
Fire & Rescue	Hazardous Materials Permit	Modification - HazMat Container, Tank or Process	\$ 100.00	\$ 100.00	0%
Fire & Rescue	Other Fire Code Permits	Carbon Dioxide Systems	\$ 200.00	\$ 200.00	0%
Fire & Rescue	Other Fire Code Permits	Firefighter Air System (FAS)	\$ 500.00	\$ 500.00	0%
Fire & Rescue	Other Fire Code Permits	Public Safety Radio Amplification System	\$ 500.00	\$ 500.00	0%
Fire & Rescue	Other Fire Code Permits	Smoke Control/Management System	\$ 300.00	\$ 300.00	0%
Fire & Rescue	Other Fire Code Permits	Battery System (UPS)	\$ 300.00	\$ 300.00	0%
Fire & Rescue	Other Fire Code Permits	High-Piled Storage Plan (minimum one hour) (per hour)	\$ 75.00	\$ 75.00	0%
Fire & Rescue	Other Fire Code Permits	Other fire code related permits as set forth in IFC Section 105.7 (minimum one hour) (per hour)	\$ 75.00	\$ 75.00	0%
Fire & Rescue	Other Fire Code Permits	Annual operational permits as set forth in IFC Section 105.6	\$ 100.00	\$ 100.00	0%
Fire & Rescue	Inspection & Standby Fees	Re-inspection fees (minimum one hour) (per hour)	\$ 75.00	\$ 75.00	0%
Fire & Rescue	Inspection & Standby Fees	Additional inspections required by changes, additions, or revisions (minimum one hour) (per hour)	\$ 75.00	\$ 75.00	0%
Fire & Rescue	Inspection & Standby Fees	After Hours Inspections (based on staff availability, minimum two hours) (per hour)	\$ 150.00	\$ 150.00	0%
Fire & Rescue	Inspection & Standby Fees	Investigation inspection fee (work commencing before permit issuance - IFC 106.3)	\$ 300.00	\$ 300.00	0%
Fire & Rescue	Inspection & Standby Fees	Investigation inspection fee (removal of Stop Work Order - IFC 112)	\$ 300.00	\$ 300.00	0%
Fire & Rescue	Inspection & Standby Fees	Firewatch, standby firefighters and/or emergency medical personnel and apparatus as required by the <i>fire marshal</i> . Use current IDL ICMA cost per firefighter/paramedic and fire truck/ambulance.	ICMA RATES	ICMA RATES	0%
Fire & Rescue	Temporary Use Permit Fees	Temporary Use - Carnival, Fair, Circus, Haunt or Other Public Special Event - 30 Days	\$ 200.00	\$ 200.00	0%
Fire & Rescue	Temporary Use Permit Fees	Temporary Use - Amusement Building - 30 Days (must have sprinkler system 3103.3.1)	\$ 500.00	\$ 500.00	0%
Fire & Rescue	Temporary Use Permit Fees	Temporary Use - Fuel Tank & Dispensing	\$ 100.00	\$ 100.00	0%
Fire & Rescue	Temporary Use Permit Fees	Temporary Use - LP Gas - Construction Site Use of Containers Over 100 lbs.	\$ 100.00	\$ 100.00	0%
Fire & Rescue	Temporary Use Permit Fees	Temporary Use - Tent or Membrane Structure >400 sq. ft. -Additional Tents(s) per event \$50 ea.	\$ 100.00	\$ 100.00	0%
Fire & Rescue	Temporary Use Permit Fees	Temporary Use - Special Event Structure >400 sq. ft.	\$ 100.00	\$ 100.00	0%
Fire & Rescue	Temporary Use Permit Fees	Temporary Use - Outdoor Assembly Event where planned attendance exceeds 1000 persons	\$ 200.00	\$ 200.00	0%
Fire & Rescue	Temporary Use Permit Fees	Temporary Use - Pyrotechnics Display	\$ 200.00	\$ 200.00	0%
Fire & Rescue	Temporary Use Permit Fees	Other fire code related temporary use permits not listed (minimum one hour) (per hour)	\$ 75.00	\$ 75.00	0%
Fire & Rescue	Emergency Fire Alarm Response Fees	First 3 alarms per year	\$ -	\$ -	0%

Highlighting indicates a new fee or a fee increase of greater than 5%

Department	Program	Fee Description	FY 2023 Adopted Fee	FY 2024 Proposed Fee	Change %
			Amount	Amount	
Fire & Rescue	Emergency Fire Alarm Response Fees	4 th alarm per calendar year	\$ 200.00	\$ 200.00	0%
		Each additional alarm per calendar year progressively increases at \$200.00 increments for each additional			
Fire & Rescue	Emergency Fire Alarm Response Fees	fire alarm, by alarm number	\$ 200.00	\$ 200.00	0%
Fire & Rescue	Burn Response Fees	Responses caused by burning without a permit. Use current IDL ICMA cost per firefighter/paramedic and fire	ICMA	ICMA	0%
Fire & Rescue	Burn Response Fees	truck/ambulance	RATES	RATES	0%
Fire & Rescue	Burn Response Fees	Responses to wildland or structure fire caused by an illegal burn. Use current IDL ICMA cost per	ICMA	ICMA	0%
Fire & Rescue	Burn Response Fees	firefighter/paramedic and fire truck/ambulance	RATES	RATES	0%
Fire & Rescue	Fire Code Violations	Violation of the Fire Code (\$250.00 per violation, per day) Each day in which a violation occurs, after due			
Recreation	Youth Fees After School	notice has been served, shall constitute a separate offense	\$ 250.00	\$ 250.00	0%
Recreation	Youth Fees After School	Full season (school year)	\$ 755.00	\$ 755.00	0%
Recreation	Youth Fees After School	Per month	\$ 105.00	\$ 105.00	0%
Recreation	Youth Fees After School	Per day	\$ 15.00	\$ 15.00	0%
Recreation	Youth Fees After School	Out-of-school and extra activities, cost is activity dependent	\$40.00-\$65.00	\$40.00-\$65.00	0%
Recreation	Youth Fees After School	Swimming (6 weeks session)	\$ 90.00	\$ 90.00	0%
Recreation	Youth Fees After School	Additional after school activities	\$ 80.00	\$ 80.00	0%
Recreation	Youth Fees Summer	Full summer (ten weeks M-Th)	\$ 1,100.00	\$ 1,100.00	0%
Recreation	Youth Fees Summer	Per week (M-TH)	\$ 155.00	\$ 155.00	0%
Recreation	Youth Fees Summer	Per day (drop-in)	\$ 40.00	\$ 40.00	0%
Recreation	Youth Fees Summer	Swimming (10 weeks session)	\$ 150.00	\$ 150.00	0%
Recreation	Youth Fees Summer	Friday Adventures (requires individual registration) cost depends on activity	\$40.00-\$65.00	\$40.00-\$65.00	0%
Recreation	Park Reservations	100 people or fewer-1/2 day rate up to 4 hours	\$ 80.00	\$ 80.00	0%
Recreation	Park Reservations	101 people or more-1/2 day rate up to 4 hours	\$ 160.00	\$ 160.00	0%
Recreation	Park Reservations	100 people or fewer-Full day rate up to 8 hours	\$ 160.00	\$ 160.00	0%
Recreation	Park Reservations	101 people or more-Full Day Rate up to 8 hours	\$ 320.00	\$ 320.00	0%
Recreation	Park Reservations	Refundable Security Deposit (over 100 people)	\$ 250.00	\$ 250.00	0%
Recreation	User Fees	Athletic fields and facilities (per two hours)	\$ 80.00	\$ 80.00	0%
Recreation	User Fees	Recreation Center (per two hours)	\$ 60.00	\$ 60.00	0%
Recreation	User Fees	Recreation Center Security Deposit	\$ 150.00	\$ 150.00	0%
			Fees are determined by staff according to current Park Reservations, athletic field and Recreation Center Fee Schedules	Fees are determined by staff according to current Park Reservations, athletic field and Recreation Center Fee Schedules	0%
Recreation	User Fees	Public Park Areas			
Administrative	Special Events	Street Party Application Fee	\$ 100.00	\$ 100.00	0%
Administrative	Special Events	Block Party Application Fee	\$ 50.00	\$ 50.00	0%
Administrative	Special Events	Category A – application fee	\$ 100.00	\$ 100.00	0%
Administrative	Special Events	Category B – application fee	\$ 400.00	\$ 400.00	0%
Administrative	Special Events	Category C – application fee	\$ 800.00	\$ 800.00	0%
Administrative	Special Events	Facility Fee(per day)	\$ 150.00	\$ 150.00	0%
Administrative	Special Events	Visitor Center Window Advertising Permit	\$ 75.00	\$ 75.00	0%
Administrative	Special Events	Music License Fee (per day)	\$ 10.00	\$ 10.00	0%
Administrative	Special Events	Street Closure for Designated Event Location	\$ 100.00	\$ 100.00	0%
Administrative	Special Events	Street Closure for Non-Designated Event Location	\$ 500.00	\$ 500.00	0%
Administrative	Special Events	Refundable Security Deposit (Street Party & Small Events)	\$ 250.00	\$ 250.00	0%
Administrative	Special Events	Refundable Security Deposit (Medium & Large Events)	\$ 500.00	\$ 500.00	0%
Administrative	Film Permits	Motion: City Property including rights-of-way(per day)	\$ 400.00	\$ 400.00	0%
Administrative	Film Permits	Still: City Property including rights-of-way (per day)	\$ 200.00	\$ 200.00	0%
			All memorials are cost-specific and determined by Department Director or designee	All memorials are cost-specific and determined by Department Director or designee	0%
Administrative	Memorials and Donations	Benches, trees, tables, property, etc.			

Highlighting indicates a new fee or a fee increase of greater than 5%

Department	Program	Fee Description	FY 2023 Adopted Fee Amount	FY 2024 Proposed Fee Amount	Change %
Administrative	Tree Services	Tree Removal Permit (allows contractor to remove a public tree upon outside request with permission(per occurrence)	\$ 50.00	\$ 50.00	0%
Administrative	Tree Services	Tree Permit (allows contractor to perform work on public trees with permission (per fiscal year)	\$ 50.00	\$ 50.00	0%
Street	Permits	Banner Install/Remove	\$ 175.00	\$ 175.00	0%
Street	Permits	Right of Way Encroachment Agreement	\$ 150.00	\$ 475.00	217%
Street	Permits	Temporary Use of the Right of Way Permit (TURP)	\$ 100.00	\$ 100.00	0%
Street	Permits	Dig Permit	\$ 50.00	\$ 50.00	0%
Street	Permits	Barricade Rental	\$ 20.00	\$ 20.00	0%
Street	Permits	Security Agreement/Performance Bond Processing Fee	\$ 100.00	\$ 100.00	0%
			In addition to connection fees in table 4-D	In addition to connection fees in table 4-D	0%
Water	Fees	City water tap and corporation stop installation			
Water	Fees	1" tap	\$ 203.00	\$ 203.00	0%
Water	Fees	1 1/2" tap	\$ 220.00	\$ 220.00	0%
Water	Fees	2" tap	\$ 247.00	\$ 247.00	0%
Water	Fees	Non-Standard Connection Fee	Time and material cost to city	Time and material cost to city	0%
			Meter cost + \$40; check with Water Division for current meter costs	Meter cost + \$40; check with Water Division for current meter costs	0%
Water	Fees	Water Meter Fee – 1" Water Meter	Meter cost + \$40; check with Water Division for current meter costs	Meter cost + \$40; check with Water Division for current meter costs	0%
Water	Fees	Water Meter Fee – 1.5" R2 Water Meter	Meter cost + \$40; check with Water Division for current meter costs	Meter cost + \$40; check with Water Division for current meter costs	0%
Water	Fees	Water Meter Fee – 1.5" C2 Water Meter	Meter cost + \$40; check with Water Division for current meter costs	Meter cost + \$40; check with Water Division for current meter costs	0%
Water	Fees	Water Meter Fee – 2" R2 Water Meter	Meter cost + \$40; check with Water Division for current meter costs	Meter cost + \$40; check with Water Division for current meter costs	0%
Water	Fees	Water Meter Fee – 2" C2 Water Meter	Meter cost + \$40; check with Water Division for current meter costs	Meter cost + \$40; check with Water Division for current meter costs	0%
Water	Fees	Water Meter Fee – 3" Water Meter + up	Meter cost + \$40; check with Water Division for current meter costs	Meter cost + \$40; check with Water Division for current meter costs	0%
Water	Fees	Water Meter Vaults	\$ 1,100.00	\$ 1,100.00	0%
Water	Fees	Fire Line Permit Fee	\$ 253.00	\$ 253.00	0%
Water	Fees	Turn-On Fee	\$ 25.00	\$ 25.00	0%
Water	Fees	Turn-Off Fee	\$ 25.00	\$ 25.00	0%
Water	Fees	Water User Charges – Metered Users Base charge (residential or commercial)	\$ 14.55	\$ 15.28	5%
Water	Fees	1,000 – 8,000 Additional Gallons per 1,000 gallons	\$ 1.25	\$ 1.31	5%
Water	Fees	8,001 – 20,000 Additional Gallons per 1,000 gallons	\$ 2.45	\$ 2.57	5%
Water	Fees	20,001 – 32,000 Additional Gallons per 1,000 gallons	\$ 2.89	\$ 3.03	5%
Water	Fees	32,001 – 44,000 Additional Gallons per 1,000 gallons	\$ 3.33	\$ 3.50	5%
Water	Fees	44,001 – 56,000 Additional Gallons per 1,000 gallons	\$ 3.77	\$ 3.96	5%
Water	Fees	56,001 – 68,000 Additional Gallons per 1,000 gallons	\$ 4.21	\$ 4.42	5%
Water	Fees	68,001 – 80,000 Additional Gallons per 1,000 gallons	\$ 4.65	\$ 4.88	5%
Water	Fees	80,001 – 92,000 Additional Gallons per 1,000 gallons	\$ 5.23	\$ 5.49	5%
Water	Fees	92,000 – 104,000 Additional Gallons per 1,000 gallons	\$ 5.81	\$ 6.10	5%
Water	Fees	104,001 – 116,000 Additional Gallons per 1,000 gallons	\$ 6.39	\$ 6.71	5%
Water	Fees	116,001 – 128,000 Additional Gallons per 1,000 gallons	\$ 6.98	\$ 7.33	5%
Water	Fees	128,001 – 140,000 Additional Gallons per 1,000 gallons	\$ 7.56	\$ 7.94	5%
Water	Fees	140,001 – 152,000 Additional Gallons per 1,000 gallons	\$ 8.14	\$ 8.55	5%
Water	Fees	>152,000 Additional Gallons per 1,000 gallons	\$ 8.72	\$ 9.16	5%

Highlighting indicates a new fee or a fee increase of greater than 5%

Department	Program	Fee Description	FY 2023 Adopted Fee	FY 2024 Proposed Fee	Change %
			Amount	Amount	
Water	User Charges-Flat Rate	Residential-First five (5) cold water taps or less Each additional cold water tap (per month, per unit)	\$ 25.06	\$ 26.31	5%
Water	User Charges-Flat Rate	Residential-Each additional cold water tap (per month, per unit)	\$ 2.31	\$ 2.43	5%
Water	User Charges-Flat Rate	Residential-Irrigation and sprinkling per each 1,000 square feet of lot area (per month, per unit)	\$ 0.83	\$ 0.87	5%
Water	User Charges-Flat Rate	Commercial-First five (5) cold water taps or less Each additional cold water tap (per month, per unit)	\$ 38.46	\$ 40.38	5%
Water	User Charges-Flat Rate	Commercial-Each additional cold water tap (per month, per unit)	\$ 3.20	\$ 3.36	5%
Water	User Charges-Flat Rate	Commercial-Irrigation and sprinkling per each 1,000 square feet of lot area (per month, per unit)	\$ 0.84	\$ 0.88	5%
Water	User Fees	Fire User Charge 2" Connection (per month)	\$ 8.21	\$ 8.62	5%
Water	User Fees	Fire User Charge 4" Connection (per month)	\$ 16.70	\$ 17.54	5%
Water	User Fees	Fire User Charge 6" Connection (per month)	\$ 33.56	\$ 35.24	5%
Water	User Fees	Fire User Charge 8" Connection (per month)	\$ 49.61	\$ 52.09	5%
Water	User Fees	Fire User Chage 10" Connection (per month)	\$ 67.16	\$ 70.52	5%
Water	User Fees	Fire User Charge 12" Connection (per month)	\$ 83.11	\$ 87.27	5%
			Fee determined by amount	Fee determined by amount	0%
Water	User Fees	Tank Truck Fill Fee	\$	\$	
Water	User Fees	Use of Fire Hydrant Charge (per day)	\$ 25.00	\$ 25.00	0%
Water	Connection Fees	Meter 1" scale factor 1.00	\$ 3,816.00	\$ 3,816.00	0%
Water	Connection Fees	Meter 1.5" scale factor 2.25	\$ 8,586.00	\$ 8,586.00	0%
Water	Connection Fees	Meter 2" scale factor 4.00	\$ 15,264.00	\$ 15,264.00	0%
Water	Connection Fees	Meter 3" scale factor 9.00	\$ 34,344.00	\$ 34,344.00	0%
Water	Connection Fees	Meter 4" scale factor 16.00	\$ 61,056.00	\$ 61,056.00	0%
Water	Connection Fees	Meter 6" scale factor 36.00	\$ 137,376.00	\$ 137,376.00	0%
Wastewater	Fees	Service Inspection Fee	\$ 40.00	\$ 40.00	0%
Wastewater	Sewer User Fees	11-Single family home	\$ 41.85	\$ 43.94	5%
Wastewater	Sewer User Fees	12-Multiple living unit	\$ 41.85	\$ 43.94	5%
Wastewater	Sewer User Fees	13-Motel / hotel (first unit)	\$ 41.85	\$ 43.94	5%
Wastewater	Sewer User Fees	15-Office building / 1,500 square feet	\$ 41.85	\$ 43.94	5%
Wastewater	Sewer User Fees	16-Retail sales / 3,000 square feet	\$ 41.85	\$ 43.94	5%
Wastewater	Sewer User Fees	17-Restaurant / cafe per seat with or without a trap	\$ 4.13	\$ 4.34	5%
Wastewater	Sewer User Fees	20-Retail food / 1,500 square feet	\$ 41.85	\$ 43.94	5%
Wastewater	Sewer User Fees	21-Barber shop / per chair	\$ 20.90	\$ 21.95	5%
Wastewater	Sewer User Fees	22-Beauty salon / per operator	\$ 41.85	\$ 43.94	5%
Wastewater	Sewer User Fees	26-Dry cleaners	\$ 83.67	\$ 87.85	5%
Wastewater	Sewer User Fees	27-Garage / mechanical per 1,500 square feet	\$ 83.67	\$ 87.85	5%
Wastewater	Sewer User Fees	28-Laundries	\$ 167.39	\$ 175.76	5%
Wastewater	Sewer User Fees	29-Bank	\$ 83.67	\$ 87.85	5%
Wastewater	Sewer User Fees	30-School / per 50 students	\$ 41.85	\$ 43.94	5%
Wastewater	Sewer User Fees	31-Swimming pool / private / 500 square feet	\$ 10.40	\$ 10.92	5%
Wastewater	Sewer User Fees	32-Beer, wine, liquor	\$ 83.67	\$ 87.85	5%
Wastewater	Sewer User Fees	33-Theater / per screen	\$ 83.67	\$ 87.85	5%
Wastewater	Sewer User Fees	35-Nursery school	\$ 83.67	\$ 87.85	5%
Wastewater	Sewer User Fees	36-Church	\$ 83.67	\$ 87.85	5%
Wastewater	Sewer User Fees	37-Lodge / private / 3,000 square feet	\$ 83.67	\$ 87.85	5%
Wastewater	Sewer User Fees	39-Dentist / doctor/ per medical doctor	\$ 45.04	\$ 47.29	5%
Wastewater	Sewer User Fees	40-Car wash with recycle	\$ 45.04	\$ 47.29	5%
Wastewater	Sewer User Fees	41-Hospital / per bed	\$ 8.34	\$ 8.76	5%
Wastewater	Sewer User Fees	42-Bowling alley / per lane	\$ 16.72	\$ 17.56	5%
Wastewater	Sewer User Fees	43-Car wash without recycle / per bay	\$ 83.60	\$ 87.78	5%
Wastewater	Sewer User Fees	44-Commercial / 3,000 square feet	\$ 41.85	\$ 43.94	5%
Wastewater	Sewer User Fees	45-Photo development lab	\$ 83.60	\$ 87.78	5%
Wastewater	Sewer User Fees	46-Gas station with public restrooms	\$ 83.67	\$ 87.85	5%
Wastewater	Sewer User Fees	47-Warehouse / 6,000 square feet	\$ 41.85	\$ 43.94	5%
Wastewater	Sewer User Fees	48-Swimming pool / public / 500 square feet	\$ 31.99	\$ 33.59	5%
Wastewater	Sewer User Fees	54-Motel / hotel unit without cooking	\$ 10.40	\$ 10.92	5%
Wastewater	Sewer User Fees	55-Motel hotel, with cooking	\$ 20.90	\$ 21.95	5%

Highlighting indicates a new fee or a fee increase of greater than 5%

Department	Program	Fee Description	FY 2023 Adopted Fee	FY 2024 Proposed Fee	Change %
			Amount	Amount	
Wastewater	Sewer User Fees	56-Senior family living home	\$ 20.90	\$ 21.95	5%
Water	Connection Fees	Meter 1" scale factor 1.00	\$ 2,921.00	\$ 2,921.00	0%
Water	Connection Fees	Meter 1.5" scale factor 2.25	\$ 6,572.25	\$ 6,572.25	0%
Water	Connection Fees	Meter 2" scale factor 4.00	\$ 11,684.00	\$ 11,684.00	0%
Water	Connection Fees	Meter 3" scale factor 9.00	\$ 26,289.00	\$ 26,289.00	0%
Water	Connection Fees	Meter 4" scale factor 16.00	\$ 46,736.00	\$ 46,736.00	0%
Water	Connection Fees	Meter 6" scale factor 36.00	\$ 105,156.00	\$ 105,156.00	0%
Administrative	License & Tax Fees	Business License Application Fee	\$ 125.00	\$ 125.00	0%
Administrative	License & Tax Fees	Business License Renewal Fee	\$ 50.00	\$ 50.00	0%
Administrative	License & Tax Fees	Business License Late Fee	\$ 10.00	\$ 10.00	0%
Administrative	License & Tax Fees	City Local Option Tax Application Fee - Tax collected per Municipal Code Title 3, Chapter 12.	\$ -	\$ -	0%
			After Due Date: Penalty -	After Due Date: Penalty -	
			The greater of 5% of Tax	The greater of 5% of Tax	
			Due or \$10.00 Plus 1%	Due or \$10.00 Plus 1%	0%
			Interest Per Month on Tax	Interest Per Month on Tax	
Administrative	License & Tax Fees	City Local Option Tax Late Fee	Due	Due	
Administrative	License & Tax Fees	Short-Term Rental Application Permit Fee-City Resolution #1230	\$ 527.00	\$ 504.00	-4.36%
Administrative	License & Tax Fees	Short-Term Rental Renewal Permit Fee	\$ -	\$ 504.00	0%
Administrative	License & Tax Fees	Short-Term Rental Late Fee (per day)	\$ 100.00	\$ 100.00	0%
Administrative	License & Tax Fees	Catering Permit Application Fee- Idaho Code 23-934A	\$ 20.00	\$ 20.00	0%
Administrative	Copy Fees	Black & White 8.5"x 11" Single-sided (per page)	\$ 0.06	\$ 0.06	0%
Administrative	Copy Fees	Black & White 8.5"x 14" Single-sided (per page)	\$ 0.06	\$ 0.06	0%
Administrative	Copy Fees	Black & White 8.5"x 11" Double-sided (per page)	\$ 0.11	\$ 0.11	0%
Administrative	Copy Fees	Black & White 8.5"x 14" Double-sided (per page)	\$ 0.11	\$ 0.11	0%
Administrative	Copy Fees	Black & White 11"x 17" Single-sided (per page)	\$ 0.15	\$ 0.15	0%
Administrative	Copy Fees	Black & White 11"x 17" Double-sided (per page)	\$ 0.29	\$ 0.29	0%
Administrative	Copy Fees	Color 8.5"x 11" Single-sided (per page)	\$ 0.65	\$ 0.65	0%
Administrative	Copy Fees	Color 8.5"x 14" Single-sided (per page)	\$ 0.65	\$ 0.65	0%
Administrative	Copy Fees	Color 8.5"x 11" Double-sided (per page)	\$ 0.65	\$ 0.65	0%
Administrative	Copy Fees	Color 8.5"x 14" Double-sided (per page)	\$ 0.65	\$ 0.65	0%
Administrative	Copy Fees	Color 11"x 17" Single-sided (per page)	\$ 0.85	\$ 0.85	0%
Administrative	Copy Fees	Color 11"x 17" Double-sided (per page)	\$ 0.85	\$ 0.85	0%
Administrative	Copy Fees	24" x 36" (outsourced) (per page)	\$ 3.30	\$ 3.30	0%
Administrative	Copy Fees	22" x 34" (outsourced) (per page)	\$ 3.00	\$ 3.00	0%
Administrative	Labor Rates Hourly	City Administrator, Department Head, Assistant or Associate, City Clerk, City Treasurer- Idaho Code 74-102(10)	Current salary divided by 2,080 hours per year	Current salary divided by 2,080 hours per year	0%
Administrative	Labor Rates Hourly	Network Consultant	Current hourly rate	Current hourly rate	0%



Appendix II:

Blaine County Sheriff – Ketchum Patrol Team

Idaho Dark Sky Alliance

Friends of the Sawtooth Avalanche Center

Mountain Humane

Mountain Rides

Sun Valley Economic Development

Ketchum Patrol Team

FY24 Operating Budget



SHERIFF STEVE HARKINS
CHIEF DEPUTY WILL FRUEHLING



FY2024

Ketchum Patrol Team Budget Overview



Office / Department: Blaine County Sheriff's Office
Budget Contact Persons: Sheriff Steve Harkins
Chief Deputy Will Fruehling
Lieutenant Jamie Shaw

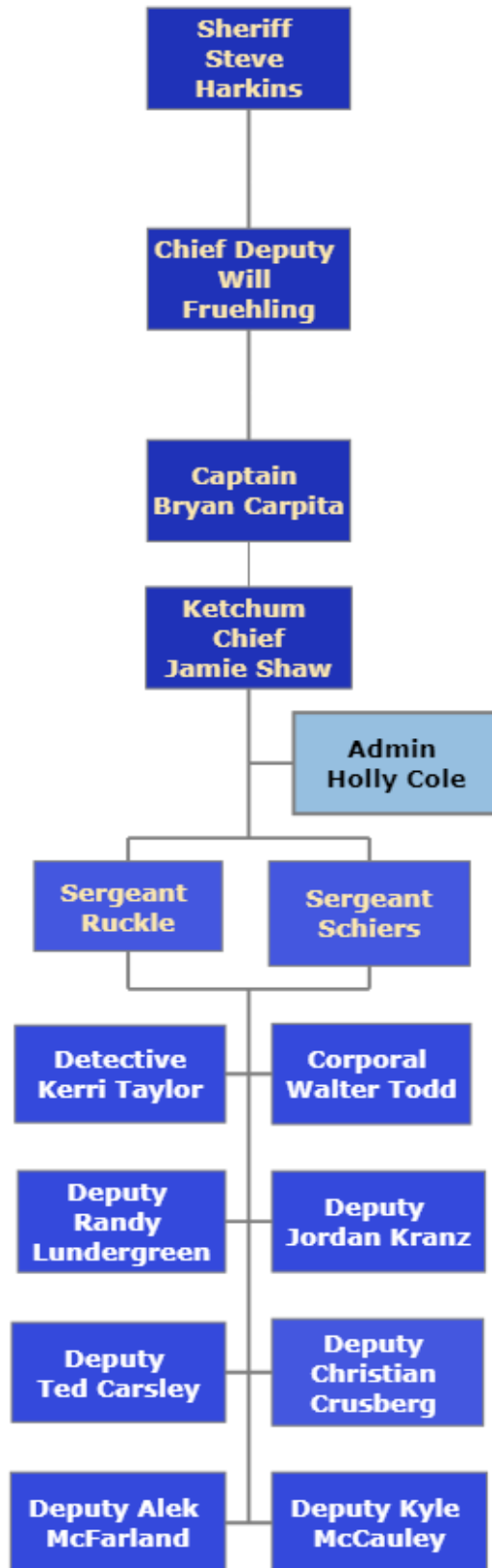
Mission Statement

The men and women of the Ketchum Patrol Team of the Blaine County Sheriff's Office are committed to being a professional organization dedicated to the concepts of personal excellence, continuous improvement, teamwork, and service to our community. We take pride in our organization, our accomplishments, and our abilities to make the City of Ketchum a safe place to live, work, and play.



Teamwork * Integrity * Excellence

Ketchum Patrol Team Organizational Structure:



FY23 Highlights

School Liaison Deputies:

This year we added two school liaison deputies to provide both Hemingway Elementary and the Carey School with a primary point of contact to assist with school-related matters. Neither school has an assigned School Resource Officer. The purpose of this position is to build and maintain mutually beneficial relationships, facilitate communications, and coordinate activities between our department and the schools.

Rapid Response Training:

Recent events across the country have taught us that not only must our deputies be trained and prepared for threats in schools, public places, and gatherings, but that these events can happen anywhere. This year we had five deputies attend the Active Attack Integrated Response Courses and become instructors in various subjects. This program addresses the principles and technical aspects of responding to and implementing an integrated first responder deployment to an active attack event. This response protocol is the standard for American law enforcement, fire departments, and emergency medical personnel and is proven to save lives.

Patrol Training:

As of June 1, 2023, our two patrol teams have completed a total of 1,226 hours of training on topics such as drug investigations, firearms, arrest and control techniques (ARCON), leadership, active shooter, domestic violence, and interview techniques. 751 of these hours were completed in-house and 475 hours were held outside our agency.

Computer Network Consolidation:

With the assistance of the IT Team, the Ketchum Patrol Team is now on the Blaine County computer network. Deputies can now access all computers without multiple logins. This is a big step in improving our efficiency. The final step will be to upgrade Ketchum's WatchGuard server which should be completed by the end of FY23.

Breaching Tools:

We have purchased breaching tools for all our patrol vehicles to enhance our readiness for major events such as active shooters.

Ketchum Field Days:

The Ketchum Patrol Team continued our long tradition of community involvement with our 12th annual Field Day at Hemingway Elementary School. We also brought our community and law enforcement together during our annual Bike Rodeo and Wagon Days events. Maintaining a close relationship with the public and our local schools has always been a priority. When schools, our community, and law enforcement work together, we can achieve positive outcomes.

**KETCHUM PATROL TEAM
SUMMARY SCHEDULE**

Fiscal Year 2024 - October 1, 2023 Through September 30, 2024

Classification	2023 Budgeted	2023 Revised	2024 Request	Change Amount
Personnel Services	\$ 1,076,602	\$ 1,078,010	\$ 1,161,305	\$ 83,295
Contractual Services & Commodities	\$ 233,162	\$ 233,162	\$ 247,770	\$ 14,608
Proposed Ketchum Operating Budget	\$ 1,309,764	\$ 1,311,172	\$ 1,409,075	\$ 97,903

County Clerk Estimates

Benefits Estimate	\$ 431,973	\$ 431,973	\$ 488,443	\$ 56,470
Total Estimated Ketchum Budget	\$ 1,741,737	\$ 1,743,145	\$ 1,897,518	\$ 154,373

Unincluded Capital Outlay Considerations

Capital Outlay	\$ -	\$ -	\$ 65,428	\$ 65,428
----------------	------	------	-----------	-----------



**KETCHUM PATROL TEAM
SUMMARY SCHEDULE**

Fiscal Year 2024 - October 1, 2023 Through September 30, 2024

Classification	2023 Budgeted	2023 Revised	2024 Request	Change Amount
Personnel Services	\$ 1,076,602	\$ 1,078,010	\$ 1,161,305	\$ 83,295
Contractual Services & Commodities	\$ 233,162	\$ 233,162	\$ 247,770	\$ 14,608
Proposed Ketchum Operating Budget	\$ 1,309,764	\$ 1,311,172	\$ 1,409,075	\$ 97,903

County Clerk Estimates

Benefits Estimate	\$ 431,973	\$ 431,973	\$ 488,443	\$ 56,470
Total Estimated Ketchum Budget	\$ 1,741,737	\$ 1,743,145	\$ 1,897,518	\$ 154,373

Unincluded Capital Outlay Considerations

Capital Outlay	\$ -	\$ -	\$ 65,428	\$ 65,428
----------------	------	------	-----------	-----------



Account Number	Account Name & Change Amount	Ketchum Patrol Budget Justifications
17-401-01	Salary Chief \$7,936	Note: This increase of \$7,936 represents a 6% market increase in wages as projected by the Blaine County Clerk for a total of \$120,343.
17-401-02	Salaries Deputies \$67,239	Note: This increase of \$67,239 represents a 6% market increase in staff wages as projected by the Blaine County Clerk, \$18,333 in scheduled pro-rated step increases, an estimate for the promotion of one sergeant, and \$15,172 for shift differentials. The total line item is \$897,500.
17-402-01	Salary Office \$3,834	Note: This increase of 3,834 represents a 6% market increase in wages as projected by the Blaine County Clerk for a total of \$67,731.
17-409-09	Overtime \$4,287	Note: This increase of \$4,287 represents a 6% adjustment to our overtime to maintain this line item in alignment with our wages after projected market increases. The total amount of the Ketchum Police Team's Overtime budget is \$75,731.
17-450-00	ICRMP Liability Insurance \$531	Note: We are requesting an increase of \$531 for a total of \$18,243 based on a projected 3% increase in the cost of our ICRMP Liability Insurance. This is a cost of doing business.
17-489-00	Professional Services \$2,000	Note: This line item is being increased by \$2,000 to cover the costs for Syringa Network Connectivity to County Servers. This is a cost of doing business.
17-495-01	700 MHz Master Maintenance \$570	Note: We are requesting a \$570 increase to fund Ketchum Patrol's FY2024 700 MHz radio maintenance fee. Our 23 portable and mobile 700 MHz radios cost \$240 each for a total cost of \$5,520. This is a cost of doing business.
17-528-00	Dues / Memberships \$675	Note: We are requesting an increase of \$675 for a total of \$5600 to reflect increases in our dues and membership costs. This line item includes \$3,369 for Lexipol, \$540 for Air St. Luke's, \$1,000 for the Hurtig Shooting Center, \$450 for the Chief of Police Association, \$50 for the Rocky Mountain Information Network, and \$60 for the Idaho Police Mountain Biking Association.
17-556-04	RMS Contribution \$4,831	Note: We are requesting an increase of \$4,831 for a total of \$34,714 to fund the FY24 Ketchum Patrol portion of the RMS Central Square Contribution. This is a cost of doing business.

Account Number	Account Name & Change Amount	Ketchum Patrol Budget Justifications
17-600-00	Management/Admin Fee \$6,000	Justification: Based on the recommendation of the previous County Clerk’s Office administration, we are requesting a \$6,000 increase in the Management Line Item for a total of \$60,000. When the City of Ketchum began contracting with Blaine County for law enforcement services in 2009, this line item was set at \$54,000 to cover management and administrative costs. The line item has never been adjusted for the increases in salaries or contracts and is now underfunded based on projected market increases and contract costs.
	Benefits Estimate \$56,470	Note: Based upon the Blaine County Budget Officer’s current projection of benefit increases, we are estimating an increase of \$56,470 for a total of \$488,443 for benefit costs for FY 2024. This calculation includes scheduled wages, step increases, and overtime.

Request Amount	Unincluded Capital Outlay Considerations
Capital Equipment Tasers \$30,509	Justification: We are requesting a capital expenditure from the City of Ketchum to fund a replacement plan for our Tasers. Our current Tasers are no longer supported and are beginning to fail. Tasers are a critical tool for officer safety. This expenditure would fund the purchase, set-up, warranties, licenses, cartridges, holsters, batteries, and docking bay for 11 tasers to outfit our Ketchum deputies.
Capital Equipment Mobile Radios \$18,154	Justification: We are requesting a capital expenditure of \$ 18,154 from the City of Ketchum as a one-time cost of our radio replacement plan which we began in FY2022. Radio communication is a critical tool for all public safety agencies. We rely on it to perform our essential duties to protect the citizens of Ketchum and to protect our employees.
Capital Equipment Body Cameras \$16,765	Justification: We are requesting a capital expenditure from the City of Ketchum of \$16,765 to replace 11 body cameras that are failing and are no longer supported by the manufacturer. Replacing these important officer safety tools is a cost of doing business and an effective risk management investment.



**KETCHUM PATROL TEAM
CODE OF ACCOUNTS**

Fiscal Year 2024 - October 1, 2023 Through September 30, 2024

Code	Classification	2023 Budgeted	2023 Revised	2024 Request	Change Amount
Personnel Services					
17-401-01	Salary Chief	\$ 112,407	\$ 112,407	\$ 120,343	\$ 7,936
17-401-02	Salaries Deputies	\$ 830,657	\$ 830,262	\$ 897,500	\$ 67,239
17-402-01	Salary Office	\$ 62,094	\$ 63,898	\$ 67,731	\$ 3,834
17-409-99	Overtime	\$ 71,444	\$ 71,444	\$ 75,731	\$ 4,287
Subtotal Personnel Services		\$ 1,076,602	\$ 1,078,010	\$ 1,161,305	\$ 83,295

Contractual Services & Commodities					
17-439-00	Travel	\$ 4,600	\$ 4,600	\$ 4,600	\$ -
17-439-01	Per Diem	\$ 4,000	\$ 4,000	\$ 4,000	\$ -
17-440-00	Office Supplies	\$ 8,500	\$ 8,500	\$ 8,500	\$ -
17-450-00	ICRMP Liability	\$ 17,712	\$ 17,712	\$ 18,243	\$ 531
17-464-00	Telephone Communications	\$ 3,000	\$ 3,000	\$ 3,000	\$ -
17-479-00	Vehicle Expenses	\$ 42,896	\$ 42,896	\$ 42,896	\$ -
17-489-00	Professional Services	\$ 10,000	\$ 10,000	\$ 12,000	\$ 2,000
17-495-01	700 MHz Master Maintenance	\$ 4,950	\$ 4,950	\$ 5,520	\$ 570
17-499-00	Repairs/Maintenance	\$ 2,320	\$ 2,320	\$ 2,320	\$ -
17-528-00	Dues/Memberships	\$ 4,925	\$ 4,925	\$ 5,600	\$ 675
17-550-00	Community Policing	\$ 5,000	\$ 5,000	\$ 5,000	\$ -
17-554-00	Uniforms	\$ 5,000	\$ 5,000	\$ 5,000	\$ -
17-556-01	Operating Supplies/Equipment	\$ 23,000	\$ 23,000	\$ 23,000	\$ -
17-556-04	RMS Contribution Central Square	\$ 29,883	\$ 29,883	\$ 34,714	\$ 4,831
17-569-00	Training/Education	\$ 8,000	\$ 8,000	\$ 8,000	\$ -
17-591-05	Certification Incentives	\$ 1,500	\$ 1,500	\$ 1,500	\$ -
17-600-00	Management/Term./Admin. Fee	\$ 54,000	\$ 54,000	\$ 60,000	\$ 6,000
17-714-05	Telephone Allowances	\$ 3,876	\$ 3,876	\$ 3,876	\$ -
Subtotal Contractual Services / Commodities		\$ 233,162	\$ 233,162	\$ 247,770	\$ 14,608
Proposed Ketchum Operating Budget		\$ 1,309,764	\$ 1,311,172	\$ 1,409,075	\$ 97,903

County Clerk Estimates					
Estimated Benefit Total		\$ 431,973	\$ 431,973	\$ 488,443	\$ 56,470
Total Ketchum Patrol Budget		\$ 1,741,737	\$ 1,743,145	\$ 1,897,518	\$ 154,373

Unincluded Capital Outlay Considerations					
	Capital Vehicle	\$ -	\$ -	\$ -	\$ -
	Capital Computer	\$ -	\$ -	\$ -	\$ -
	Capital Equipment	\$ -	\$ -	\$ -	\$ -
	Tasers			\$ 30,509	\$ 30,509
	Mobile Radios			\$ 18,154	\$ 18,154
	Body Cameras/In Car Cameras			\$ 16,765	\$ 16,765
Subtotal Capital Outlay		\$ -	\$ -	\$ 65,428	\$ 65,428



City of Ketchum

Agency Name: Idaho Dark Sky Alliance (in support of the Central Idaho Dark Sky Reserve (CIDSR))
Project Name: Educational Outreach and Light Pollution Monitoring
Contact Person: Carol Cole
Address: PO Box 4903, Ketchum, ID 83340
Email: idahodarksky@gmail.com
Phone Number: Carol, 208-721-2303

Please provide the information requested below and return via email to aswindley@ketchumidaho.org by end of day, **Friday, April 21, 2023.**

- City Council’s Budget Strategic Session will be on Monday, June 26, 2023 from 9-1pm (to be confirmed/agenda to follow)
- The public hearing will be on July 17, with the readings as follows:
 - 1st – August 7 | 2nd – August 21 | 3rd – September 5

Feel free to expand the text fields. Supporting documents or any additional information for consideration are welcome as attachments.

If any of the below items do not apply to your request, please indicate with N/A.

1. Amount requested for fiscal year 2024: **\$2500.00**
2. What percentage of your overall budget does the requested amount represent? **15%**
Please submit a budget sheet for FY2022 and FY2023 that shows detailed revenue and expenditures.

Funding Source	2024 Percent of Planned Budget	2023 Percent of Total Budget	2022 Percent of Total Budget
Cities of Ketchum, Sun Valley, and Stanley	40% (requested)	44%	50%
Blaine County	18% (requested)	22%	25%
Stanley Chamber of Commerce	18% (requested)	17%	15%
IDSA & Private Donations	24% (confirmed)	17%	10%
TOTAL FUNDING	\$17,000	\$16,000	\$12,200

3. How would your program or project be impacted if it did not receive funding from the City or if funding were reduced? (Expand the box as needed or submit separately.)

Reduced funding would make it more difficult to maintain IDSA's education and outreach efforts that help residents and visitors to enjoy the stunning night sky and understand the importance of preserving the naturally dark nighttime environment within the Reserve.

Leveraging additional funds from the other cities and counties within the Reserve would be more challenging without the leadership and continued support from Ketchum as a related Dark Sky Community.

4. If you received funds from the City in fiscal year 2023, please provide specific examples of how those funds were used to benefit the community. (Expand the box as needed or submit separately.)

- Additional Dark Sky signs were installed within the Reserve north of Ketchum and south of Stanley.
- The CISDR Astronomer in Residence provided two public programs in Ketchum at the Community Library in 2022.
- IDSA volunteers provided dark sky information at Solstice events in Ketchum in June and December and at other events and festivals in the area.
- Responded to email and website questions from local residents regarding dark sky efforts and light pollution concerns.
- Skyglow from the Boise area is visible from some locations within the Reserve. IDSA board members provided two outreach events in the Boise area and spoke with the Boise Mayor about the impacts of light pollution in the Treasure Valley. The goal is to create awareness about light pollution and to mitigate the impacts for residents who live in the Treasure Valley and within the Reserve.

5. If you receive funds from the City in fiscal year 2024, please provide specific goals set by your organization. (Expand the box as needed or submit separately.)

- IDSA will host two WRV-based Astronomers in Residence in 2023 who will provide programs in Ketchum and throughout the Reserve from mid-June to mid-August.
- Offer dark sky programs at the Community Library and other area libraries for area residents and visitors which will be presented by the Astronomers in Residence, BSU AstroTAC students, and local dark sky advocates.
- Work with the International Dark Sky Association (IDA) and UCLA's Institute of the Environment and Sustainability to improve the sky quality monitoring program. Protecting the quality of our night sky is critical in our efforts to reduce light pollution and to maintain designation requirements for both the Reserve and for Ketchum as a Dark Sky Community.
- Coordinate with Ketchum city staff to develop consistent protocols for both sky quality monitoring and lighting inventories as required by IDA.
- Continue outreach efforts in the Treasure Valley to encourage better lighting that will help protect the night sky there and within the Reserve.

Overall benefits of the Central Idaho Dark Sky Reserve to the City of Ketchum and city residents

The Idaho Dark Sky Alliance works with a number of organizations throughout the reserve to educate residents about the importance of maintaining dark skies. The group also serves as a resource for Ketchum and other communities as they develop and implement dark sky policies.

The pristine dark skies we enjoy in the Reserve are a treasured resource for both local residents and visitors. A main goal for the CIDSR is to preserve our dark skies. Reducing artificial light at night benefits human health and wildlife populations, and reduces energy consumption. Dark Sky designation can also provide economic benefits to local businesses through increased tourism and specific benefits to businesses that provide dark sky related items.

The City of Ketchum has been involved with the Dark Sky planning discussions since the 1990s when the city passed a Dark Sky Lighting Ordinance. City staff were instrumental in the early planning effort to get CIDSR recognized as the first Dark Sky Reserve in the US.



Agency Name: Friends of the Sawtooth National Forest Avalanche Center (FSAC)
Project Name: Daily Forecast Sponsor
Contact Person: Dawn Bird, FSAC Executive Director
Address: PO Box 2669, Ketchum ID, 83340
Email: Avycenterfriends@gmail.com
Phone Number: (208)220-3367

Please provide the information requested below and return via email to aswindley@ketchumidaho.org by end of day, **Friday, April 21, 2023**.

- City Council’s Budget Strategic Session will be on Monday, June 26, 2023 from 9-1pm (to be confirmed/agenda to follow)
- The public hearing will be on July 17, with the readings as follows:
 - 1st – August 7 | 2nd – August 21 | 3rd – September 5

Feel free to expand the text fields. Supporting documents or any additional information for consideration are welcome as attachments.

If any of the below items do not apply to your request, please indicate with N/A.

-
1. Amount requested for fiscal year 2024: \$ 5,000
 2. What percentage of your overall budget does the requested amount represent? 2 %
Please submit a budget sheet for FY2022 and FY2023 that shows detailed revenue and expenditures.
 3. How would your program or project be impacted if it did not receive funding from the City or if funding were reduced? (Expand the box as needed or submit separately.)

The Friends of the Sawtooth Avalanche Center (FSAC) and Sawtooth Avalanche Center (SAC) hold a shared mission to save lives by reducing avalanche risk to people recreating, working and traveling on and around the Sawtooth National Forest. Avalanches are responsible for more deaths than any other natural hazard on federally owned lands (USFS, BLM), and as was witnessed this past winter of ‘22-23, the city itself falls prey to the destruction of avalanches. SAC’s daily avalanche forecasts are a critical tool for sharing avalanche and weather information with the local and tourist winter recreation community and with our professional and business community, including Blaine County Search & Rescue, law enforcement and fire departments, snow removal and landscape services, backcountry guiding groups, and backcountry gear retailers.

Our local avalanche center truly is a community effort and our most important resource to help our mountain community remain safe during the winter months. A reduction in funding could severely impact our ability to meet our mission.

4. If you received funds from the City in fiscal year 2023, please provide specific examples of how those funds were used to benefit the community. (Expand the box as needed or submit separately.)

Yes, FSAC was a grateful recipient of funds from the City of Ketchum in the FY 2023. These funds helped sponsor the SAC daily avalanche forecast. This has been a wonderful relationship between the City and FSAC for many, many years.

As a small expression of gratitude, we showcase The City of Ketchum as a dedicated sponsor on the FSAC website. <https://friends.sawtoothavalanche.com/sponsors/>

5. If you receive funds from the City in fiscal year 2024, please provide specific goals set by your organization. (Expand the box as needed or submit separately.)

FSAC's primary goal and responsibility is to provide funding for SAC so it may continue to provide reliable, accurate, and actionable avalanche and weather information to the public. The Daily Avalanche Forecast is our most important resource for sharing critical information with the public in order to save lives. Funds collected from the City will be used to ensure this goal is met through supporting the daily costs of producing the avalanche forecast, which can include: website maintenance, weather station upkeep, forecaster safety and training tools, and social media outreach to reach more community members with this life-saving information.

FSAC Projected FY2023-24 Budget: 07/1/23 - 06/30/24

INCOME	FY 2020-21 Actuals	FY 2021-22 Actuals	FY 2022-23	FY 2023-24 Projected	% change FY22 - FY23	% change FY20 - FY21	Notes
Fundraising Income							
Donation and Memberships	\$111,316	\$93,032	\$110,500	\$143,650	19%		
Restricted Funds	\$86,700	\$85,000	\$70,000	\$40,000	-18%		
Grants and Business Sponsors	\$35,500	\$41,740	\$61,000	\$85,400	46%		
Fundraising Total	\$233,516	\$219,772	\$241,500	\$269,050	10%		
Restricted Funds Rollover							
Restricted Funds Rollover	\$0	\$0	\$26,783	Still calculating as of April			Restricted Funds Rollover is not added into Income Total due to being counted in previous years
OTHER INCOME							
Special Event Income	\$10,293	\$19,224	\$17,000	\$20,000	-12%		
Sales of FSAC Merch	\$1,102	\$6,990	\$13,400	\$14,000	92%		
Education Program Income	\$7,151	\$2,539	\$3,400	\$4,000	34%		
Income Total	\$252,062	\$248,525	\$275,300	\$307,050	11%		
COGS							
Special Events	\$5,094	\$10,104	\$12,500	\$14,000	24%		
Merchandise	\$8,892	\$7,274	\$10,000	\$10,000	37%		
Education Program	\$14,098	\$19,476	\$18,400	\$20,240	-6%		
Total COGS	\$28,084	\$36,854	\$40,900	\$44,240	11%		
Gross Profit	\$223,978	\$211,671	\$234,400	\$262,810	11%	-5%	
PROGRAM EXPENSES							
General Operations Expenses	\$8,466	\$9,811	\$11,326	\$22,000	15%		
Payroll Expenses	\$37,729	\$52,444	\$71,600	\$116,500	37%		
Marketing Expenses	\$1,855	\$13,030	\$5,300	\$5,700	-59%		Social Media Coordinator added to wages instead of marketing
Total FSAC Expense	\$48,050	\$75,286	\$88,226	\$144,200	17%		
SAC EXPENSES							
SAC General Expenses	\$19,026	\$19,429	\$40,200	\$55,000	107%		
USFS Collection Agreements	\$82,244	\$147,200	\$73,300	\$62,000	-50%		
Total SAC Expense	\$101,270	\$166,629	\$113,500	\$117,000	-32%		
Total Expense	\$149,320	\$241,914	\$201,726	\$261,200	-17%	62%	
GROSS PROFIT	\$223,978	\$211,671	\$234,400	\$262,810	11%		
TOTAL EXPENSE	\$149,320	\$241,914	\$201,726	\$261,200	-17%	62%	
NET INCOME	\$74,659	-\$30,244	\$32,674	\$1,610			



City of Ketchum

Agency Name: Animal Shelter of the Wood River Valley DBA Mountain Humane
Project Name: Annual Municipal Animal Impoundment Services
Contact Person: Kelly Mitchell, Senior Director of Shelter Operations & Outreach
Address: 101 Croy Creek Road, PO Box 1496, Hailey, ID 83333
Email: KMitchell@mountainhumane.org (general) or finance@mountainhumane.org (billing)
Phone Number: (208) 788-4351 x102 (general) or (208) 788-4351 x209 (billing)

Please provide the information requested below and return via email to aswindley@ketchumidaho.org by end of day, **Friday, April 21, 2023**.

- City Council’s Budget Strategic Session will be on Monday, June 26, 2023 from 9-1pm (to be confirmed/agenda to follow)
- The public hearing will be on July 17, with the readings as follows:
 - 1st – August 7 | 2nd – August 21 | 3rd – September 5

Feel free to expand the text fields. Supporting documents or any additional information for consideration are welcome as attachments.

If any of the below items do not apply to your request, please indicate with N/A.

-
1. Amount requested for fiscal year 2024: **\$ 4,078.00**
 2. What percentage of your overall budget does the requested amount represent? _____ %
Please submit a budget sheet for FY2022 and FY2023 that shows detailed revenue and expenditures.
 3. How would your program or project be impacted if it did not receive funding from the City or if funding were reduced? (Expand the box as needed or submit separately.)

See Attachment

4. If you received funds from the City in fiscal year 2023, please provide specific examples of how those funds were used to benefit the community. (Expand the box as needed or submit separately.)

The \$4,500 received in FY 2023 were used to provide comprehensive animal impound services, as described in question 3.

5. If you receive funds from the City in fiscal year 2024, please provide specific goals set by your organization. (Expand the box as needed or submit separately.)

As stated in question 3, the requested funds would provide animal impound services for the City of Ketchum, in line with local ordinances and statutes. In addition, Mountain Humane is prioritizing its animal microchip program, which will effectively reduce the number of impounded animals at Mountain Humane and expedite the reunification process between people and their animals. Further, this methodology, as outlined in our contract renewal letter, will reduce the time our public safety officers spend transporting impounded animals to our facility in Hailey. In support of this goal, Mountain Humane is offering free microchipping for any Ketchum resident. Residents may call and schedule an appointment for this service. The organization also anticipates having several vaccine clinics in CYs 2023 and 2024.

Question #3

Mountain Humane remains committed to providing the City of Ketchum with high quality and cost effective animal impound and licensing services. The funds received from the City are used to offset the cost of providing the following services:

- A dedicated staff member for answering intake inquiries
- Scanning and follow up related to pet/owner identification
- Processing paperwork and data entry
- A 24-hour security entrance to dedicated impound areas
- Providing dedicated housing to keep these pets separated from the shelter population
- Performing a medical evaluation to ensure the pet doesn't require any further medical attention
- Ensuring the pet is up to date on its rabies and other vaccinations
- Walking the pet multiple times per day and feeding/general care of the pet
- Marketing efforts to return the pet to its owner via our lost and found outlets

This amount does not include costs related to services provided to animals that are not reclaimed by their owner, as well as services provided for animals who are reclaimed after more than 24 hours. In addition to impound services, the contract includes providing services associated with the implementation, management, distribution, and data tracking for the Blaine County dog license program.

The funding proposal for FY 2024 represents a **9.4 percent DECREASE** from FY 2023. This is due to implementing documented best practices in CY 2023, which will include:

- Focusing on microchipping community animals so that our public safety personnel may reunite animals with their owners more quickly. This methodology has been proven to be best practice in communities across the country and will improve community relations and decrease the number of animals impounded each year, and
- Requesting a 3-day holding period to replace the current 7-day holding period for stray impounds. This is a result of historical data reflecting that animals are returned to owners (RTO) typically within the first 24 hours. Those not reclaimed within 24 hours are typically never reclaimed.

If funding were reduced or eliminated, Mountain Humane would struggle to provide these comprehensive services to the City and its residents.

Mountain Humane

Budget Overview

January - December 2022

	MOUNTAIN HUMANE	THE BARKIN'	TOTAL
Income			
4000 Revenue from Direct Contributions	1,044,648.00	7,400.00	\$1,052,048.00
4200 Revenue from Non-Government Grants	170,000.00		\$170,000.00
5000 Revenue from Government Agencies	62,700.00		\$62,700.00
5100 Rev from Program Related Sales & Fees	150,000.00		\$150,000.00
5300 Revenue from Investments	264.96		\$264.96
5400 Revenue from Other Sources	45,675.04	400,000.00	\$445,675.04
5800 Special Events	1,000,000.00		\$1,000,000.00
Total Income	\$2,473,288.00	\$407,400.00	\$2,880,688.00
Cost of Goods Sold			
5700 COGS	11,225.00	1,200.00	\$12,425.00
5850 Special events - direct costs	65,294.00		\$65,294.00
Total Cost of Goods Sold	\$76,519.00	\$1,200.00	\$77,719.00
GROSS PROFIT	\$2,396,769.00	\$406,200.00	\$2,802,969.00
Expenses			
7200 Salaries & Related Expenses	1,807,154.00	234,797.00	\$2,041,951.00
7500 Contract Services Expenses	67,410.00	1,750.00	\$69,160.00
7600 Media, Marketing & Communications	122,299.00	5,460.00	\$127,759.00
8100 Nonpersonnel expenses	61,128.00	4,595.00	\$65,723.00
8200 Facility & equipment expenses	154,633.00	20,753.00	\$175,386.00
8300 Travel & Meeting expense	6,520.00	750.00	\$7,270.00
8400 Animal specific expenses	224,238.00		\$224,238.00
8500 Other expenses	228,834.00	12,483.00	\$241,317.00
Total Expenses	\$2,672,216.00	\$280,588.00	\$2,952,804.00
NET OPERATING INCOME	\$ -275,447.00	\$125,612.00	\$ -149,835.00
NET INCOME	\$ -275,447.00	\$125,612.00	\$ -149,835.00

Mountain Humane

Budget Overview

January - December 2023

	MOUNTAIN HUMANE	THE BARKIN'	TOTAL
Income			
4000 Revenue from Direct Contributions	1,215,621.81	8,867.80	\$1,224,489.61
4200 Revenue from Non-Government Grants	275,000.00		\$275,000.00
5000 Revenue from Government Agencies	77,977.48		\$77,977.48
5100 Rev from Program Related Sales & Fees	197,000.00		\$197,000.00
5300 Revenue from Investments	30,468.95		\$30,468.95
5400 Revenue from Other Sources	39,872.25	439,000.00	\$478,872.25
5800 Special Events	900,000.00		\$900,000.00
Total Income	\$2,735,940.49	\$447,867.80	\$3,183,808.29
Cost of Goods Sold			
5700 COGS	10,725.00	1,200.00	\$11,925.00
5850 Special events - direct costs	65,294.00		\$65,294.00
Total Cost of Goods Sold	\$76,019.00	\$1,200.00	\$77,219.00
GROSS PROFIT	\$2,659,921.49	\$446,667.80	\$3,106,589.29
Expenses			
7200 Salaries & Related Expenses	1,927,306.39	291,545.15	\$2,218,851.54
7500 Contract Services Expenses	56,210.00	1,550.00	\$57,760.00
7600 Media, Marketing & Communications	170,502.50	3,860.00	\$174,362.50
8100 Nonpersonnel expenses	63,201.44	6,345.00	\$69,546.44
8200 Facility & equipment expenses	172,218.00	17,253.00	\$189,471.00
8300 Travel & Meeting expense	12,970.00	750.00	\$13,720.00
8400 Animal specific expenses	207,028.00		\$207,028.00
8500 Other expenses	155,564.51	13,497.61	\$169,062.12
Total Expenses	\$2,765,000.84	\$334,800.76	\$3,099,801.60
NET OPERATING INCOME	\$ -105,079.35	\$111,867.04	\$6,787.69
NET INCOME	\$ -105,079.35	\$111,867.04	\$6,787.69



Agency Name: Mountain Rides Transportation Authority
Project Name: Public Transportation Operations & Capital
Contact Person: Wally Morgus, Executive Director
Address: POB 3091, Ketchum, ID 83340-3091
Email: wally@mountainrides.org
Phone Number: 208.788.7433 x.101

Please provide the information requested below and return via email to aswindley@ketchumidaho.org by end of day, **Friday, April 21, 2023.**

- City Council’s Budget Strategic Session will be on Monday, June 26, 2023 from 9:00a – 1:00p
- The public hearing will be on July 17, with the readings as follows:
 - 1st – August 7 | 2nd – August 21 | 3rd – September 5

Feel free to expand the text fields. Supporting documents or any additional information for consideration are welcome as attachments. If any of the below items do not apply to your request, please indicate with N/A.

1. Amount requested for fiscal year 2024: \$ 796,000
2. What percentage of your overall budget does the requested amount represent? 6.8 %
Please submit a budget sheet for FY2022 and FY2023 – *Attachment A* – that shows detailed revenue and expenditures.
3. How would your program or project be impacted if it did not receive funding from the City or if funding were reduced? (Expand the box as needed or submit separately.)

To qualify for FTA funding, which underwrites the lion's share of our budget, Mountain Rides must receive local match funds. There is a direct relationship – intensified by the leverage from the Federal match – between funding from our Joint Powers, including Ketchum, and the quality and quantity of public transportation services we deliver. In Operations, with ~\$2.75 of FTA funding per \$1.00 of local funding, each \$100,000 of local funding results in ~\$375,000 of total funding, which translates to ~3,600 hours of bus service. On the Capital side, the match is ~\$4.00 of Federal funding per \$1.00 of local funding.

Mountain Rides deploys resources efficiently to deliver quality services critical to the community. Reduced funding from Ketchum would likely trigger service cuts on our Blue & Valley Routes – serving ~500,000 riders per year (~75% of MRTA ridership) – which, in turn, would exacerbate challenges – traffic congestion; parking shortages; accelerated wear-and-tear on highways/streets; safety and environmental issues due to increased SOV trips – that Mountain Rides, historically, has helped to mitigate.

For FY24, Mountain Rides is requesting \$796,000 (+3.5% over FY23) from Ketchum: i) for Operations/Service -- \$631,000 -- which is slightly higher than the FY23 funding for Operations and reflects marginal increases in service in FY24 plus inflationary impacts on Mountain Rides’ expenses; and ii) for Capital -- \$165,000 -- which is explicitly allocated as part of the local match for Federal awards earmarked for Capital Improvements, including buses (LD BEBs) (2), vanpool vans (4), Paratransit/NEMT vans (2), and equipment (lifts, hoists, charging infrastructure).

Mountain Rides Transportation Authority

4. If you received funds from the City in fiscal year 2023, please provide specific examples of how those funds were used to benefit the community. (Expand the box as needed or submit separately.)

In FY23, Mountain Rides is using City funds to: i) operate and support our Valley & Blue Routes, including enhanced, more frequent, seven-day service on the Valley Route and continuing late-night service – daily until 12:30am year-round – on the Blue Route; ii) underwrite a portion of the expense for operating ~36,000 hours of service system-wide; iii) manage and operate an ADA Paratransit/NEMT Service; iv) augment grant funding to support, manage, and operate a Safe Routes to School Program; v) engage in regional transportation planning and coordination; and vi) operate and support our regional commuter van pool services bringing workers into the Wood River Valley from points south. Benefits to the community include:

- Workers accessing affordable, reliable, safe transportation getting them to/from jobs.
- Senior citizens and others accessing zero-fare, reliable, safe transportation – ADA Paratransit & NEMT services – getting them to/from health care services, shopping, and activities.
- Cyclists and pedestrians, including children, moving along safe, secure, and scenic routes.
- Visitors – the lifeblood of our economy – connecting from their local lodgings to recreational, cultural, and entertainment venues and activities.
- Less traffic; more balanced transportation options; mitigated parking shortages; higher quality of life.

5. If you receive funds from the City in fiscal year 2024, please provide specific goals set by your organization. (Expand the box as needed or submit separately.)

Mountain Rides goals, set by our Board of Directors, remain consistent and relevant:

- Provide/advocate for well-funded public transportation that meets communities' needs.
- Promote knowledge and awareness of the social, financial, environmental, and community benefits of public transportation.
- Promote regional cooperation on transportation issues.

Specifically, in FY 2024, look for Mountain Rides to:

- Operate 33,000+ hours of annual service on routes serving the City.
- Provide quality transportation services and infrastructure that underpin and promote economic growth, vitality, and livability.
- Provide critical transportation services to transit-dependent essential workers who buttress our local economy.
- Positively impact the local economy, with ~45 employees earning – and spending – ~\$2.6MM in annual wages and benefits.
- Bring two (2) light-duty electric buses (LD BEBs) and related charging infrastructure into our operations (total investment, ~\$800K), which will bring our total BEBs to thirteen (13) in a fleet of twenty-four (24) buses.
- Build, occupy, and put in-service a ~5,400SF state-of-the-art battery electric bus depot and maintenance facility, including charging infrastructure, on Mountain Rides' Bellevue campus.

For a comprehensive look at Mountain Rides' goals, please see Attachment B, "Mountain Rides Transportation Authority Strategic Framework: Pentad of Focus."

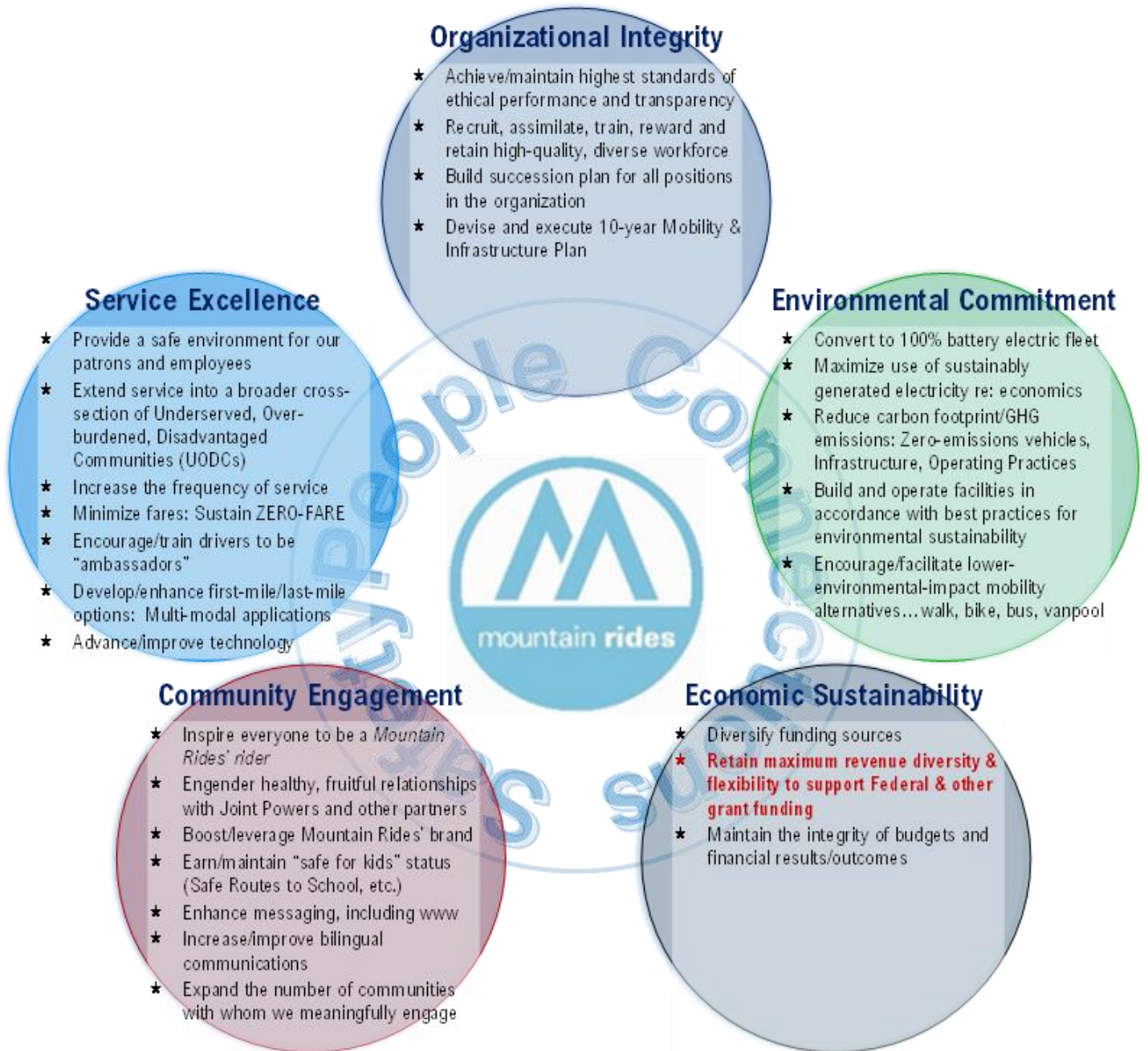
Attachment A

BUDGET SHEET: MOUNTAIN RIDES		
REVENUE	FY 2022	FY 2023
Operations Fund	\$ 3,636,400	\$ 4,188,300
Cap. Eqpt. Fund	6,744,800	6,780,800
Facilities Fund	1,140,500	3,080,300
WFH Fund	54,200	65,200
Total Revenue	\$ 11,575,900	\$ 14,114,600
EXPENSE	FY 2022	FY 2023
Operations Fund	\$ 3,636,400	\$ 4,188,300
Cap. Eqpt. Fund	6,677,000	6,627,000
Facilities Fund	1,081,400	2,999,500
WFH Fund	33,200	33,200
Total Expense	\$ 11,428,000	\$ 13,848,000
FY CARRYFWD.	\$ 147,900	\$ 266,600

Attachment B

Mountain Rides Transportation Authority
Strategic Framework: Pentad of Focus
2022 - 2026

...it's the journey that matters





City of Ketchum

Mountain Rides Transportation Authority
FY2024 CAPITAL PROJECT

Agency Name: Mountain Rides Transportation Authority
Project Name: Public Transportation FY2024 Capital Project - Infrastructure
Contact Person: Wally Morgus, Executive Director
Address: POB 3091, Ketchum, ID 83340-3091
Email: wally@mountainrides.org
Phone Number: 208.788.7433 x.101

Please provide the information requested below and return via email to aswindley@ketchumidaho.org by end of day, **Friday, April 21, 2023**.

- City Council’s Budget Strategic Session will be on Monday, June 26, 2023 from 9:00a – 1:00p
- The public hearing will be on July 17, with the readings as follows:
 - 1st – August 7 | 2nd – August 21 | 3rd – September 5

Feel free to expand the text fields. Supporting documents or any additional information for consideration are welcome as attachments. If any of the below items do not apply to your request, please indicate with N/A.

1. Amount requested for fiscal year 2024: \$ 600,000
2. What percentage of your overall budget does the requested amount represent? 9.9 % of the project budget; ~5.1 % of Mountain Rides’ overall budget.
Please submit a budget sheet for FY2022 and FY2023 – Attachment A – that shows detailed revenue and expenditures.
3. How would your program or project be impacted if it did not receive funding from the City or if funding were reduced? (Expand the box as needed or submit separately.)

To qualify for FTA funding, which underwrites the lion's share (80%) of the budget for the capital project – construction of a new Battery Electric Bus (BEB) Depot & Maintenance Facility – Mountain Rides must receive local match funds. There is a direct relationship – intensified by the leverage from the Federal match – between funding from our Joint Powers, including Ketchum, and the viability of building the project as specified, and endorsed and underwritten (to 80%) by the FTA. The match is ~\$4.00 of Federal funding per \$1.00 of local funding.

Mountain Rides deploys resources efficiently to deliver quality projects and services critical to the community. Reduced funding from Ketchum for this project would likely cause, in the best case, a delay in commencing the project until alternative local match funding to make up the shortfall from Ketchum could be secured, or, in the worst case, if alternative local match funding could not be secured, abandonment of the project and its accompanying \$4.8M of Federal grant award funding to be invested in the community, in the process leaving Mountain Rides and the community critically underinvested in the infrastructure needed to carry out its strategic transition to a 100% battery electric, zero emissions fleet.

For FY24, Mountain Rides is requesting \$600,000 from Ketchum, which will be combined with \$609,250 from our other Joint Powers Partners. The total Joint Powers’ funding of \$1,209,250 will be used as the local match for the Federal award of \$4,837,000 for underwriting the project – total project: \$6,046,250.

4. If you received funds from the City in fiscal year 2023, please provide specific examples of how those funds were used to benefit the community. (Expand the box as needed or submit separately.)

In FY23, Mountain Rides is using City funds to: i) operate and support our Valley & Blue Routes, including enhanced, more frequent, seven-day service on the Valley Route and continuing late-night service – daily until 12:30am year-round – on the Blue Route; ii) underwrite a portion of the overall expense for operating ~36,000 hours of service system-wide; iii) manage and operate an ADA Paratransit Service; iv) augment grant funding to support, manage, and operate a Safe Routes to School Program; v) engage in regional transportation planning and coordination; and vi) operate and support our regional van pool services bringing workers into the Wood River Valley from points south. Benefits to the community include:

- Workers accessing affordable, reliable, safe transportation getting them to/from jobs.
- Senior citizens and others accessing affordable, reliable, safe transportation – ADA Paratransit / NEMT service – getting them to/from health care services, shopping, and activities.
- Cyclists and pedestrians, including children, moving along safe, secure, and scenic routes.
- Visitors – the lifeblood of our economy – connecting from their local lodgings to recreational, cultural, and entertainment venues and activities.
- Less traffic; more balanced transportation options; mitigated parking shortages; higher quality of life.

5. If you receive funds from the City in fiscal year 2024, please provide specific goals set by your organization. (Expand the box as needed or submit separately.)

Mountain Rides goals, set by our Board of Directors, remain consistent and relevant:

- Provide/advocate for well-funded public transportation that meets communities' needs.
- Promote knowledge and awareness of the social, financial, environmental, and community benefits of public transportation.
- Promote regional cooperation on transportation issues.

For a comprehensive look at Mountain Rides' goals, please see Attachment B, "Mountain Rides' Strategic Framework: Pentad of Focus."

With respect to the funds requested herein, in FY 2024, Mountain Rides will combine those funds with other Local and Federal funds and use the total funding to underwrite the construction and equipping of an approximately 5,400SF building (depot; maintenance; electric bus storage & charging; supplemental/back-up electricity generation) on real estate owned by Mountain Rides that is contiguous with Mountain Rides' existing facility in Bellevue, Idaho. The new facility will be put in service as part of and supporting Mountain Rides' 5311 Rural Operations in the Wood River Valley.

For a comprehensive, detailed description of and context for the project, please see Attachment C, "Mountain Rides Transportation Authority - FFY 2024 5339 Rural One-Time Capital Application," excerpted from Mountain Rides' Federal Grant Application, submitted through ITD, for the project.

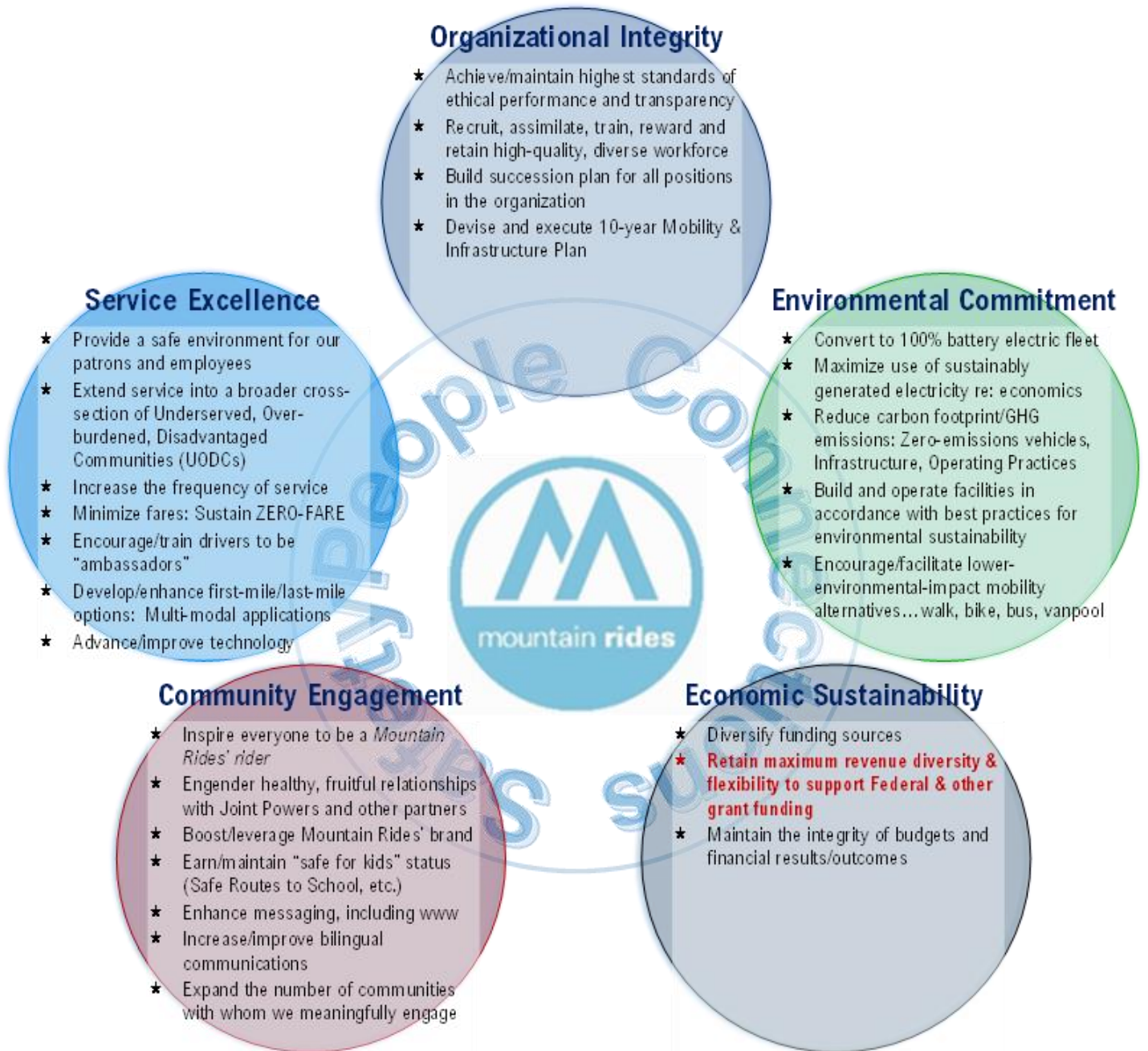
Attachment A

BUDGET SHEET: MOUNTAIN RIDES		
REVENUE	FY 2022	FY 2023
Operations Fund	\$ 3,636,400	\$ 4,188,300
Cap. Eqpt. Fund	6,744,800	6,780,800
Facilities Fund	1,140,500	3,080,300
WFH Fund	54,200	65,200
Total Revenue	\$ 11,575,900	\$ 14,114,600
EXPENSE	FY 2022	FY 2023
Operations Fund	\$ 3,636,400	\$ 4,188,300
Cap. Eqpt. Fund	6,677,000	6,627,000
Facilities Fund	1,081,400	2,999,500
WFH Fund	33,200	33,200
Total Expense	\$ 11,428,000	\$ 13,848,000
FY CARRYFWD.	\$ 147,900	\$ 266,600

Attachment B

Mountain Rides Transportation Authority
Strategic Framework: Pentad of Focus
2022 - 2026

...it's the journey that matters



Mountain Rides Transportation Authority



FFY 2024 5339 Rural One-Time Capital Application

Funding for Oct 1, 2023 – Sep 30, 2025

IDAHO TRANSPORTATION DEPARTMENT
PUBLIC TRANSPORTATION OFFICE

Mountain Rides Transportation Authority

FFY 2024 5339 Rural One-Time Capital Application

Funding for Oct 1, 2023 – Sep 30, 2025


APPLICATION SUBMITTAL & CHECKLIST

- ★ **Cover Sheet/Letter**
- ★ **Agency Information Sheet**
- ★ **Sections 1-5 (+ 6, 7)**
- ★ **Attachments**
 - ◆ **Attachment A: Project Budget Request**
 - ◆ **Attachment B: Milestones & Timeline**
 - ◆ **Attachment C: NEPA, Sole Source Aquifer Checklist, ++**
 - ◆ **Attachment D: Demonstration of Need**
- ★ **Appendices – Support Documentation**
 - ◆ **Appendix A**
 - **Letters of Support from Joint Powers**
 - **Presentations to Joint Powers**
 - **Budget Requests of Joint Powers**
 - ◆ **Appendix B**
 - **MRTA Organizational Chart**
 - **MRTA FY22 Audited Financial Statements**
 - **MRTA FY23 Contract(s) for Services (Joint Powers & Sun Valley Co.)**
 - **MRTA Joint Powers Agreement**
 - **Dec-2022 Statements – LGIP Funds (Source of Local Match Funding)**
 - ◆ **Appendix C**
 - **Development Pro Forma (Budget)**
 - ◆ **Appendix D**
 - **Architect's Narrative and Plans**
 - ◆ **Appendix E**
 - **MRTA's FTA Section 5311 Formula Grant Application**



Mountain Rides Transportation Authority
P.O. Box 3091
800 1st Avenue North
Ketchum, Idaho 83340

To: Grants Evaluation Team
Idaho Transportation Department – Public Transportation

From: Wallace E. Morgus, Executive Director 
Mountain Rides Transportation Authority

Date: January 12, 2023

Re: FFY 2024 5339 Rural One-Time Capital Application for Funding of \$3,497,000

Enclosed please find Mountain Rides Transportation Authority’s (“Mountain Rides” or “MRTA”) Application for FY 2024 5339 Rural One-Time Capital Funding. The enclosed package includes: i) a response to the questions laid out in each section of the application; ii) completed Attachments A (Budget), B (Milestones), C (NEPA), and D (Demonstration of Need); and iii) five appendices containing support materials recommended as part of the application.

For the two-year grant cycle – October 1, 2023, to September 30, 2025 – Mountain Rides is seeking \$3,497,000 of 5339 One-Time funding, which will be matched by \$874,250 of local funding.

The total funding - \$4,371,250 – will be combined with the total funding of \$1,675,000 (\$1,340,000 Federal; \$335,000 Local Match) committed via ITD Funding Agreement #C2379MT and, collectively, the funding will underwrite Mountain Rides’ construction and equipping of an expanded and upgraded facility – depot, maintenance, electric bus storage and charging, supplemental/back-up electricity generation – that serves as critical infrastructure underpinning our transition to and assimilation of a 100% electric fleet, and supporting our operation of 5311 Service in rural Blaine County, Idaho, and surrounding communities.

The funding sought by this 5339 Rural One-Time Capital Application will be used to underwrite enhancements to and an expansion of the already funded Project, summarized above, including:

- ♦ **Optimizing the new facility's footprint on the Bellevue parcel (by extending the expansion to ~5,400SF), thereby affording indoor storage, maintenance, and charging for a greater number of electric buses;**
- ♦ **Adding advanced door-lock and security systems to the facility;**
- ♦ **Adding state-of-the-art electric bus charging technology, charge management systems, and infrastructure as features of the project;**
- ♦ **Adding advanced bus washing infrastructure to the expanded facility; and**
- ♦ **Absorbing overall construction cost increases resulting from inflationary pressures and local market dynamics subsequent to our Q4-2021 submission of the grant application that garnered the \$1.34M per ITD Funding Agreement #C2379MT mentioned above.**

If you have any comments or questions, please feel free to reach out.

Thank you for your consideration and for looking favorably on our application.

Application Information Form

Applicant: Mountain Rides Transportation Authority

Authorized Representative: Wallace E. Morgus, Executive Director

Address: P.O. Box 3091, 800 1st Avenue North, Ketchum, ID 83340-3091

Phone: 208.788.7433 x. 101

Email Address: wally@mountainrides.org

DUNS #: 0205108600000

Architect/Engineer/Planner if applicable: (Contact Name): Jolyon H. Sawrey, Vital ink Architecture

Phone: 208.720.6315

Address: 30 Wyatt Drive, Bellevue, ID 83313

PROJECT TYPE (MARK ONE):

- | | |
|---|---|
| <input checked="" type="checkbox"/> Facility Construction | <input type="checkbox"/> Replacement Vehicle Purchase |
| <input type="checkbox"/> Infrastructure Construction | <input type="checkbox"/> Expansion Vehicle Purchase |
| <input type="checkbox"/> Facility Renovations | <input type="checkbox"/> Vehicle Rehabilitation |
| <input type="checkbox"/> ADA Accessibility | <input type="checkbox"/> Transit Related Technology |
| <input type="checkbox"/> Planning | <input type="checkbox"/> Transit Related Equipment |
| <input type="checkbox"/> Marketing | <input type="checkbox"/> Other |

TOTAL PROJECT COST: \$4,371,250

FEDERAL SHARE: \$3,497,000 LOCAL MATCH: \$874,250

1. Project Description: Mountain Rides Bellevue Facilities Expansion

Project Priorities and Program Eligibility

Mountain Rides Transportation Authority (“Mountain Rides” or “MRTA”), a 5311 operator, affirms the ITD-PT’s Program Priority – capital for existing 5311 operators – and hereby requests capital funds to augment funds previously granted (via ITD Funding Agreement #2379MT (the “Agreement”)) and underwrite MRTA’s construction and equipping of a new, ~5,400SF facility to expand and complement facilities on MRTA’s site in Bellevue, Idaho. MRTA will use the new building – a depot with maintenance, electric bus storage & charging, and supplemental/back-up electricity generation functionality – to support its continuing 5311 rural operations serving Blaine County, Idaho, and its surrounds, where people trust Mountain Rides and rely on public transit to reach their destinations.

Scope of Work

Construction and Equipping of Facility

MRTA will select, via an RFP process, and hire a construction contractor who, along with subcontractors, will construct and equip an approximately 5,400SF building (depot; maintenance; electric bus storage & charging; supplemental/back-up electricity generation) on real estate owned by Mountain Rides that is contiguous with MRTA’s existing facility in Bellevue, Idaho. The new facility will be put in service as part of and supporting Mountain Rides’ 5311 Rural Operations. (For the *Scope of Work* associated with *MRTA’s 5311 Rural Operations*, please see *Appendix E, MRTA’s FTA Section 5311 Formula Grant Application*).

Scope of Work, Services, and Objectives

Mountain Rides provides a range of transportation options for Blaine County, its communities, and nearby jurisdictions, that are safe, user-focused, environmentally friendly, sustainable, and supportive of a strong local economy. The funding requested herein (Federal share: \$3,497,000) will be matched with \$874,250 of Local Funding and that total will be combined with the Agreement’s funding for this Project (Federal share: \$ 1,340,00; Local Match: \$335,000) to underwrite a ~5,400SF construction, expansion, and upgrading of MRTA’s Bellevue, Idaho, facilities. For a concise exposition of the Scope of the Project, please see *Appendix D, Architect’s Narrative and Plans*.

The facilities deriving from the Project will be vital in MRTA’s continuing provision of transportation services that support its objectives:

- Providing and advocating for a sustainable public transportation system that reduces single occupancy vehicle trips and meets the needs of our communities and their citizens.
- Conveying information and knowledge, thereby increasing awareness of the social, financial, environmental, and community benefits of public transportation.
- Facilitating regional cooperation regarding transportation issues.
- Providing convenient, accessible, sustainable mobility for all, thereby meeting vital needs – commuting to jobs, shuttling to medical services, and traveling to supermarkets, pharmacies, and other stores.
- Prioritizing service for the transit-dependent, including essential workers and communities-of-color, who have limited options for mobility.
- Reducing traffic congestion and greenhouse gas emissions, thereby enhancing the quality of life in the Mountain Rides’ service area.
- Converting to a 100% battery electric, zero-emissions fleet by 2027.

2. Demonstration of Need: Mountain Rides Bellevue Facilities Expansion

Mountain Rides needs to expand its Bellevue, Idaho, facilities – developing additional indoor, climate-controlled space for electric bus storage, charging, and maintenance – to facilitate and accommodate Mountain Rides’ ongoing conversion to a 100% battery electric fleet and the concomitant provision of 5311 rural services on routes throughout and beyond the Wood River Valley/Blaine County, Idaho.

Mountain Rides initially expressed this need to ITD-PT and FTA-District X in 2018, as part of our case for acquiring, using grant funding, the parcel immediately adjacent to Mountain Rides’ Bellevue, Idaho, depot facility. We acquired this parcel in 2020. Now we will take the next step in meeting our need, by developing the facility contemplated herein on this parcel.

Mountain Rides is the comprehensive provider of rural public transportation services in Blaine County, Idaho, and surrounding communities. Mountain Rides is seeking grant funding to underwrite the development of a comprehensive facility (depot; maintenance; electric bus storage & charging; supplemental/back-up electricity generation) on its Bellevue, Idaho, site. This new, expanded facility is critical to Mountain Rides:

- It is essential as a place for indoor storage and charging of our expanding fleet of battery electric buses (BEBs); our goal is for complete fleet electrification by 2027.
- It will be vital infrastructure, especially with respect to fleet electrification, that will enable Mountain Rides to support and sustain – and opportunistically expand – our 5311 Services.

MRTA’s strong and growing ridership is a primary and substantial demonstration of need for the new bus facility contemplated herein. MRTA is the largest, in terms of fixed-route ridership and level of service, provider of public transportation in rural Idaho. Against a backdrop of flat or declining ridership in the industry, MRTA is growing. Over the five (5) years preceding the COVID-19 pandemic, MRTA’s ridership grew steadily. For each of the four (4) years prior to the pandemic, ridership topped 500,000, with the most recent pre-pandemic year yielding 583,000 riders – seventeen percent higher (+17%) than five (5) years prior. In 2022, MRTA’s ridership began a rebound from pandemic lows, once again topping the half-million mark, at 590,000, for the year, and portending years of upward trending ridership numbers into the foreseeable future.

MRTA’s strategic plan comprises continued underwriting of high-frequency, productive, and efficient fixed-route service that yields increasing returns (growing ridership). MRTA’s executing the strategic plan – including the development of key bus facilities and infrastructure, such as that described herein, as well as the 100% electrification of our fleet – assures our meeting the community’s demand for enhanced, zero-emissions bus service, as well as our targets for ridership, which we expect to approach 750,000 annually by 2027.

Implicit in MRTA’s strategic plan is the continuing expansion and upgrading of bus facilities to support and sustain MRTA’s 5311 Services. The grant funding contemplated herein will be applied to expand and upgrade MRTA’s bus facilities, particularly to provide the capacity needed to support Mountain Rides’ conversion to a 100% clean, green, battery electric fleet.

For additional *Demonstration of Need*, specifically that associated with *MRTA’s 5311 Rural Operations*, please see *Appendix E, MRTA’s FTA Section 5311 Formula Grant Application*.

For an overall summary of *Mountain Rides’ Demonstration of Need*, please see *Attachment D*.

3. Project Planning: Mountain Rides' Bellevue Facilities Expansion

Integration with ITD-PT Statewide Plan

Mountain Rides' anticipated expansion/enhancement of facilities to be underwritten by 5339 one-time capital, will further Mountain Rides' and the ITD-PT's cause towards achieving the goals for Idaho's public transportation network. Specifically, with respect to goals set forth in the Idaho Public Transportation Plan, April 2018:

- **Goal: Ensure the Safety and Security of Public Transportation Users.**

The expanded/enhanced facility contemplated herein will include a high-quality maintenance facility, which, in turn, will help ensure consistent, timely, quality maintenance of Mountain Rides' feet of buses, thereby contributing to greater and supremely reliable safety and security of Mountain Rides' ridership. The inclusion of an expanded park-and-ride facility at the Bellevue site should stimulate greater use of multi-modal transportation alternatives, thereby contributing to reducing the number of single-occupancy vehicles on the roads within Mountain Rides' service area, which makes the overall transportation system safer and more secure for all users.

- **Goal: Encourage Public Transportation as an Important Element of an Effective Multi-Modal Transportation System.**

The inclusion of an expanded park-and-ride facility at the Bellevue site speaks directly to promoting and supporting a multi-modal transportation system – SOVs, transit buses, bikeshare – with Mountain Rides' services at the core of that system.

- **Goal: Preserve the Existing Public Transportation Network.**

The expanded/enhanced facility contemplated herein will not only help preserve and sustain public transportation in Blaine County, Idaho, but will serve as an important foundation for growing and expanding public transportation services and the reach of public transportation services into the community. The expanded/enhanced facility may prove valuable as a key link – a hub – for integrating any forthcoming rural intercity bus service with Mountain Rides' Blaine County services, and thereby contributing to preserving/sustaining an important component of the public transportation network in the state.

- **Goal: Provide a Transportation System that Drives Economic Opportunity.**

Mountain Rides already contributes to driving economic opportunity within its service area by: i) providing critical zero-fare public transportation services for a resort community workforce, many of whom, due to a prohibitively high cost of living, especially for housing, within the “resort proper” (Ketchum and Sun Valley), are relegated to living in and commuting from more affordable locations throughout the area and ii) supporting an environmental ethic – “One Less Car” – that is vital to making and sustaining Blaine County and its cities as a “livable community” and a region that attracts the in-migration of individuals, families, and businesses, all of which contribute to a healthy, growing economy.

The expanded/enhanced facility contemplated herein – and all of the benefits it will provide Mountain Rides – is a prudent investment by Mountain Rides, cementing its commitment to delivering impetus and support for continuing economic development, opportunity, and prosperity in Blaine County, Idaho.

Project Planning Activities

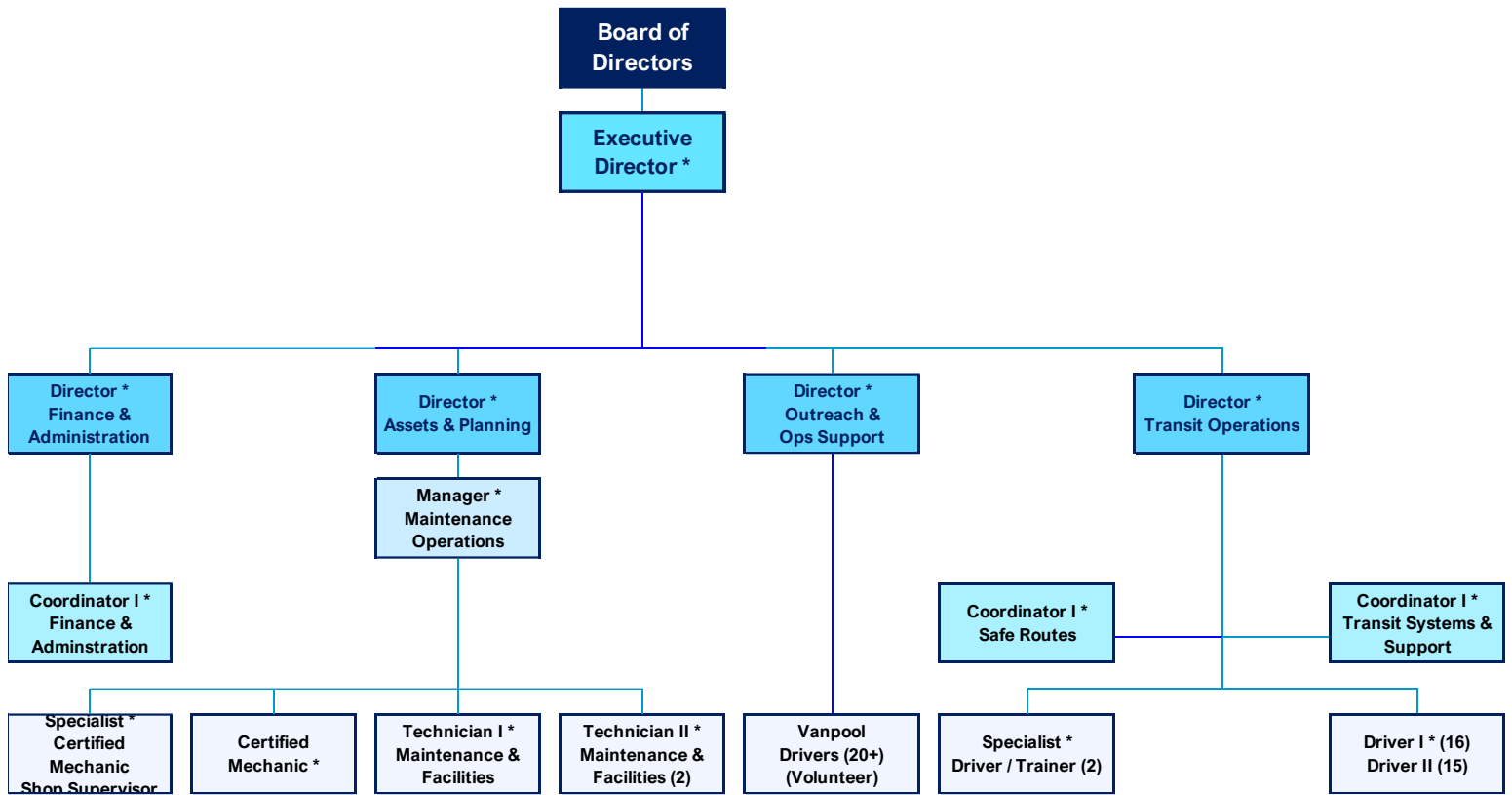
In 2019, at the time of grant funding to acquire the parcel to be developed (the “Parcel”), Mountain Rides undertook the following planning activities:

- ◆ Developed draft plans for the proposed facility.
- ◆ Completed a NEPA – Categorical Exclusion – for the facility.
- ◆ Sought and received from FTA an Administrative Settlement Concurrence for purchase of the Parcel.
- ◆ Sought and received from a qualified public works contractor an estimate/non-binding quote for the cost to construct the contemplated facility.

Over the past year-plus, subsequent to acquiring the Parcel, MRTA has continued planning the contemplated facility, including:

- ◆ Contracted an architect to draft a facility design to facilitate enumerating a preliminary development budget.
- ◆ Generated a preliminary development budget (total = ~\$1.675M).
- ◆ Hired an engineering firm to complete a preliminary engineering needs/requirements assessment.
- ◆ Engaged with the Bellevue City Planning to i) understand zoning allowances/restrictions; ii) initiate interaction with the City’s Planning & Zoning Commission and processes; and iii) get an informal, preliminary approval of the concept for development.
- ◆ Reviewed CC&Rs of the Parcel’s subdivision to understand constraints, if any, imposed therein.
- ◆ Received concurrence from Mountain Rides Board of Directors for the development of the Parcel, the financing of the development, and the specifics of the development’s design and features.
- ◆ Received a 5339 award of \$1,340,000 and a local match commitment of \$335,000 to underwrite the Project per the preliminary development budget.
- ◆ Engaged with the architect to render the final design and cost projections for the Project.
 - This process yielded substantive changes to the design and budget for the Project, including:
 - Extension of the new facility’s footprint by ~1,800SF, to ~5,400SF total;
 - Addition of advanced building security systems in the design;
 - Inclusion of state-of-the-art battery electric bus charging technologies, management systems, and infrastructure in the design of the facility; and
 - Adjustment upward of the overall projected cost of the Project resulting from inflationary pressures and local market dynamics subsequent to our Q4-2021 submission of the grant application that garnered the \$1.34M per ITD Funding Agreement #C2379MT.
- ◆ Completed additional reviews to supplement our NEPA CE, including an *Archaeological and Historical Survey* and a *Hazardous Materials Review*, and forwarded them to ITD-PT and FTA District X for review, approval, and acceptance. Currently awaiting response from FTA. For the ***NEPA-CE and additional documentation***, please see ***Attachment C***.

MRTA has a strong track record of managing grants and delivering projects underwritten by those grants. MRTA is a government agency, formed by the terms of a Joint Powers Agreement (JPA) between the cities of Ketchum, Sun Valley, Hailey, and Bellevue, and Blaine County, Idaho. The JPA renews every four (4) years; the most recent renewal occurred in 2019. An eight-member Board, appointed by signatories to the JPA, oversees and serves as fiduciary for Mountain Rides, setting strategic direction and objectives, approving budgets, ratifying policies, and managing the Executive Director. Under the Board’s direction, the Executive Director and staff implement annual and longer-term plans. The MRTA organization:



MRTA’s discipline includes soliciting bids from and doing business with Disadvantaged Business Enterprises (DBEs), whenever possible.

MRTA has no labor unions.

Public Support

For *Letters of Support* from, and *Funding Request presentations* to, our Joint Powers and other community partners, please see **Appendix A**.

Project Milestones and Timeline

For *Project Milestones* and *Timeline*, please see *Attachment B*.

4. Project Benefits/Evaluation: Mountain Rides' Bellevue Facilities Expansion

Benefits

As a source of public transportation services for the region, MRTA is valued and valuable, providing clear benefits to the community:

Mountain Rides Teamwork...Integrity...Commitment to Excellence

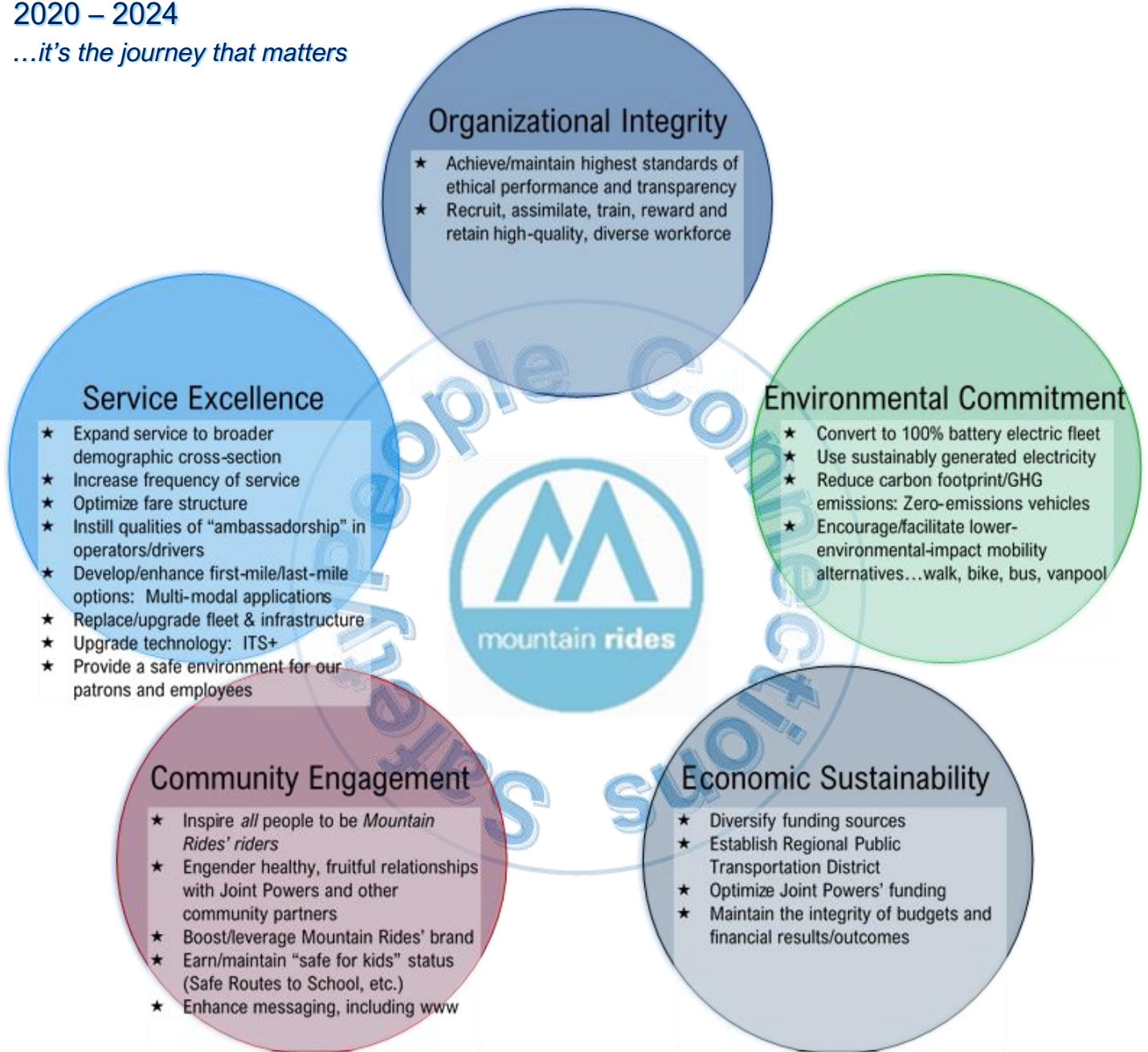


...because it's the journey that matters

...as guided by our Strategic Framework:

Mountain Rides Transportation Authority Strategic Framework: Pentad of Focus 2020 – 2024

...it's the journey that matters



Benefits: Mountain Rides' Bellevue Facility Expansion Project

Direct Benefits

The outcomes of the Project will provide Direct Benefits to Mountain Rides, our stakeholders, our riders, our employees, and the community-at-large, including its historically underserved populations, comprising:

- ♦ Building out the infrastructure that enables Mountain Rides to efficiently, effectively, and timely transition to a 100% zero-emissions, battery electric bus fleet – with a ***total cost of ownership*** likely to be less than the total cost of ownership of a similarly equipped fleet of diesel buses – by 2027.
- ♦ Providing infrastructure as the foundation for a sustainable zero-emissions, battery electric bus fleet that supplants a diesel bus fleet and thereby ***mitigates Mountain Rides' deleterious impacts on the environment*** by eliminating ~2,000 metric tons of CO₂ emissions annually from the Wood River Valley.
- ♦ Providing critical infrastructure that enables Mountain Rides to expand and optimize its battery electric bus fleet, which, in turn, enables Mountain Rides to extend its battery electric bus service – and all of its benefits – into historically underserved communities, thereby ***validating Mountain Rides' commitment to and actions in support of social justice and equity***.
- ♦ Building out infrastructure that expands and enhances Mountain Rides' current infrastructure, thereby activating USA/FTA objectives implicit in the ***2022 Infrastructure Investment and Jobs Act***.

Indirect Benefits

In addition to the Direct Benefits associated with the outcomes of the Project, the execution of the Project, resulting in the establishment of Mountain Rides' foundational infrastructure, will deliver and enhance Indirect Benefits to Mountain Rides, our stakeholders, our riders, our employees, and the community-at-large, including its historically underserved populations, comprising:

- ♦ Investing in ***workforce development*** efforts that provide: i) new 21st-century jobs; ii) opportunities for workforce skills enhancement driven by fleet and infrastructure electrification; and iii) sustainable demand for a workforce with 21st-century skills and training.
- ♦ Instilling a ***Build Back Better ethos in all efforts to modernize and enhance Mountain Rides' operations, infrastructure, and services***.
- ♦ Supporting and contributing to Mountain Rides' ***delivery of, measurement of, and accountability for benefits deriving from its 5311 Operations***, as detailed in the following paragraphs.

For additional benefits deriving from this Project and manifest as benefits of Mountain Rides' 5311 Service, please see the ***Project Benefits/Evaluation*** section of ***MRTA's FTA Section 5311 Formula Grant Application*** in ***Appendix E***.

Evaluation

Mountain Rides' Bellevue Facility Expansion Project

Measurement

MRTA, via its 5311 services, provides valued and valuable transportation services to the communities it serves. MRTA will measure its success in fulfilling this commitment, as manifest in the ***Bellevue Facility Expansion Project***, across three parameters: i) completing the Project on time; ii) completing the Project within budget; and iii) building a Project that supports and advances the value of Mountain Rides' transportation services to the stakeholders and communities it serves.

Accountability

MRTA will be held accountable for its performance on the Project by, among others, its Joint Powers partners. Accountability will manifest in a regular array of reports and presentations, in public session, by MRTA to the Joint Powers partners, specifically to city councils and the county board of commissioners. These interactions will include: i) periodic presentations updating the councils/commission/public on the Project's management, financial, grant administration performance; ii) annual presentations to councils/commission supporting MRTA's annual funding request, including a request for capital funds providing the local match to the Federal grant for the Project; and iii) ad hoc presentations, upon request from the councils/commission or at the suggestion of MRTA, from time-to-time, on a variety of issues vis-à-vis the Project that are at the intersection of the Joint Powers, the public, riders, and MRTA. The checks-and-balances to assure prudent and proper management, execution, and engagement with the community by MRTA are solidly in place. As attestation of MRTA's accountability, evident as *Letters of Support from our Joint Powers*, please see *Appendix A*.

During the duration of the Project, MRTA will also be accountable, via quarterly *Milestone Reporting*, to the ITD-PT and the FTA. For the initial *Milestone Reporting*, please see *Attachment B*.

For additional evaluation metrics deriving from this Project and manifest as evaluation of Mountain Rides' 5311 Service, please see the *Project Benefits/Evaluation* section of *MRTA's FTA Section 5311 Formula Grant Application* in *Appendix E*.

ITD Metrics and Accountability

As a subrecipient of federal grant funding, MRTA is accountable to the Idaho Transportation Department (ITD) Public Transportation Office (PT). This accountability manifests through quarterly and ad hoc reporting by MRTA to the ITD-PT. One of the upshots of that reporting is the ITD-PT's compilation and dissemination of its *Annual Public Transportation Performance Report*, a state-of-the-state report regarding public transportation that details, for all to see, the performance, on a variety of metrics, of individual agencies and across the state at-large. Accountability!

Execution

MRTA has the capacity and wherewithal to carry out the Project – expansion and enhancement of our Bellevue facilities. MRTA has been successfully carrying out projects like this one, underwritten by a combination of federal grant funding and local match dollars, for well over a decade.

MRTA has the organization, financial strength, and local match commitment in place to support and execute this project. To verify this claim, please see *Appendix B* for *MRTA's Organizational Chart; Audited Financial Statements; Agreements for Service and Funding* with our joint powers partners and a local business partner; *MRTA's Joint Powers Agreement*, extended and executed through September 2023; and MRTA's *November 2022 Statements for MRTA's LGIP Funds* (LGIP Funds will be the source for the Local Match).

5. Project Budget: Mountain Rides' Bellevue Facilities Expansion

Narrative

MRTA's management and staff have a strong track record of managing grant programs and budgets and delivering projects underwritten by those grant programs within budget.

MRTA is a government agency, governed according to the terms of a Joint Powers Agreement (JPA). The signatories to the JPA are Mountain Rides' primary providers of local match funds. That funding, which appears to be stable into the foreseeable future, needs to be \$335,000 for this project, underwriting twenty percent (20%) of the project. The Joint Powers appropriate MRTA funding annually via their respective budgeting processes.

MRTA counts on the 5339 One-time Grant funding contemplated herein – \$3,497,000 – to underwrite a meaningful portion – eighty percent (80%) – of the project (development and construction of facilities).

MRTA generates supplemental revenue from: i) advertising sales revenue; ii) fare revenue (vanpool) and iii) partnership revenue. While these revenue streams are subject to variability, they have generally remained consistent and growing for Mountain Rides over the past several years. We expect the same going forward.

MRTA develops expense budgets and cost projections ("costs/estimates"), including those referenced herein, using a zero-based technique that considers the project to be funded, prevailing wage rates, contractors' estimates/quotes, projected costs, prior experience with similar projects, inflationary adjustments, and costs of all goods and services to be purchased to support and complete the project.

Project Budget

As summarized in *Attachment A* and detailed in *Appendix C*, the Project Budget for Mountain Rides’ Bellevue Facility Expansion is:

	Original re: 5339	Additional re: 5339	
Planning, Design, Permitting, Environmental Phase	Spring 2022	One-time	Total Project
NEPA - Cultural Assesment/Other Specialized	\$ 15,000	\$ -	\$ 15,000
Architect	37,000	-	37,000
Structural Engineer	10,000	-	10,000
Civil Engineer	10,000	-	10,000
Mechanical/Bldg Elec Engineer	10,000	-	10,000
Bus Infrastructure Mechanical Engineer	35,000	-	35,000
Contingency	11,700	6,300	18,000
s.t.	\$ 128,700	\$ 6,300	\$ 135,000
Construction Phase			
Construction (Public Works Certified Contractor)	\$ 1,314,818	\$ 3,019,182	\$ 4,334,000
Idaho Power	50,000	-	50,000
Building FF&E	50,000	-	50,000
Automated Bus Wash System	-	250,000	250,000
Curb/Sidewalk/New Shelter/Landscaping	-	175,000	175,000
Generator (back-up electricity generation)	-	286,000	286,000
Charging Infrastructure (Chargers/Dispensers/Charge Mgt)	-	550,000	550,000
Contingency	131,482	84,768	216,250
s.t.	\$ 1,546,300	\$ 4,364,950	\$ 5,911,250
Project Total	\$ 1,675,000	\$ 4,371,250	\$ 6,046,250
Funding (Pro Forma)			
	Federal	Local Match	Total
5339 Grant, Awarded Spring 2022	\$ 1,340,000	\$ 335,000	\$ 1,675,000
One-Time 5339 Grant, Application Winter 2023	3,497,000	874,250	4,371,250
Funding Total	\$ 4,837,000	\$ 1,209,250	\$ 6,046,250

In the Project Budget table above:

- ♦ The “Additional re: 5339 One-time” column shows the **Project Budget** for this **5339 One-time Grant**.
- ♦ The “Original re: 5339 Spring 2022” column shows the part of the **Total Project** to be funded by the **Spring 2022 5339 Grant**.
- ♦ The “**Total Project**” column shows the sum total of the other two columns and represents **the total budget – to be funded by this 5339 One-time Grant, plus the Spring 2022 5339 Grant, plus Local Match –** for the construction, enhancements, and upgrades of MRTA’s new Bellevue, Idaho facility.

6. Applicant Experience (ITD/FTA): Mountain Rides

Mountain Rides has a long, strong history of mutually beneficial relationships with, and successful management and administration of grant funds awarded by, the ITD and FTA.

7. Application Professionalism: Mountain Rides

Mountain Rides, to the best of its abilities, has completed this application with the utmost of accuracy, veracity, and integrity.

Thank you.

Attachment A

- **Project Budget Request**

Attachment A

Fiscal Year 2024 Project Budget Request

Subrecipient	Mountain Rides Transportation Authority
Agreement Term	October 1, 2023 - September 30, 2025
Contact Name	Wallace E. Morgus, Executive Director
Address	PO Box 3091, Ketchum, ID 83340-3091
Phone Number	208.788.7433 x. 101

FTA Grant	Capital (CP) 80/20		
	Total	Federal	Local Match
5339	\$ 4,371,250	\$ 3,497,000	\$ 874,250

Totals	Project Cost	Fed. Request	Match Required
	\$ 4,371,250	\$ 3,497,000	\$ 874,250

Scope of Work
<p>Design, build, and equip an approximate 5,400SF facility -- depot, maintenance, electric bus storage & charging; back-up electricity generator -- on real estate owned by Mountain Rides and contiguous with Mountain Rides' existing facilities in Bellevue, Idaho. This is an extension of the Scope of Work denoted in ITD Funding Agreement #C2379MT.</p>

**Wallace E. Morgus, Executive Director
Mountain Rides Transportation Authority**

Subrecipient Printed Name



Subrecipient Signature

Jan 12, 2023

Date

Local Match Source(s) for Project
<p>City of Sun Valley, Idaho City of Ketchum, Idaho City of Hailey, Idaho City of Bellevue, Idaho Blaine County, Idaho</p>

Attachment B

- **Milestones & Timeline**

FFY 2024 One-Time Capital Application Attachment B: Milestone Reporting

Agency Name	Mountain Rides Transportation Authority (MRTA)		
Agency Contact	Wallace E. Morgus, Executive Director		
Phone #	208.788.7433 x.101	Email	wally@mountainrides.org
Grant Program	5339	Rural	One Time
Award Amount	\$ 3,497,000		
Scope of Work: Contract for the construction of and construct ~5,400SF building on the site of and as an addition to MRTA's Bellevue, Idaho, depot, maintenance, electric bus storage & charging, back-up electricity generation facilities.			
<p>Milestone Progress Report: Target of major tasks to be achieved by specific dates. The report should include information such as: data for each activity line item within the approved project; a discussion of all</p> <ul style="list-style-type: none"> • budget or schedule changes; original, estimated and actual estimated completion date • description of projects, status, specification preparation, bid solicitation, resolution of protests, and contract awards; • breakout of the costs incurred, and those costs required to complete the project; reasons why any scheduled milestone or completion dates were not met, identifying problem areas and discussing how the problems will be solved; and discuss the expected impacts of delays and the steps planned to minimize these impacts. <p>Add additional milestones to the table below as needed.</p>			

Name	Estimated Completion	Description
Development entitlements, approvals, & plans	Aug 15, 2023	MRTA receives entitlements/approvals per City of Bellevue, ID; architectural, engineering, utilities, landscape plans complete...for ~5,400SF building addition to MRTA's Bellevue, ID, site.
RFP/RFQ Issue Date	Sep 30, 2023	MRTA circulates RFP for construction contractor. Competitive bid process.
Award Date	Mar 21, 2024	MRTA's Board approves construction contractor agreement; MRTA executes agreement.
Start Date or Order Date	Sep 15, 2024	Construction contractor commences construction.
Construction Completion Date or Delivery Date	Oct 15, 2025	Construction of ~5,400SF building as an addition to MRTA's Bellevue, ID, facilities is complete and ready for occupancy. MRTA takes occupancy.
Contract Completion Date	Dec 31, 2025	MRTA makes final payment(s) to contractor(s). MRTA submits request for reimbursement to ITD.

Appendix A

- **Letters of Support (Joint Powers)**
- **Presentations to Joint Powers**
- **Budget Requests of Joint Powers**



Mayor
Peter M. Hendricks

Council
Michelle Griffith, *Council President*
Keith Saks
Jane Conard
Brad DuFur

January 5, 2023

Ms. Shauna Miller
Idaho Transportation Department
Public Transportation Office
PO Box 7129
Boise, Idaho 83707

Re: FFY 2024 5339 Rural One-time Capital Grants

Dear Ms. Miller:

I am writing in support of Mountain Rides' application for funding under the ITD's FFY 2024 5339 Rural One-time Capital Grants program. Mountain Rides intends to use the grant funding to expand and upgrade its Bellevue, Idaho, facility including enlarging and outfitting it with charging infrastructure for Mountain Rides' burgeoning fleet of battery electric buses. The City of Sun Valley supports Mountain Rides' application for funding and encourages you to view this application favorably.

The City of Sun Valley makes significant investments in Mountain Rides through annual appropriations of local funding, as public transportation is a key strategy in improving our local economy and quality of life in and around the City. Mountain Rides serves residents, commuters, and visitors, and is supported through regional cooperation.

Expanding, upgrading, and outfitting Mountain Rides' Bellevue facility will benefit the health, vitality, and environment of our community. Sustainability and energy efficiency – core values in our community – will be bolstered by further incorporating battery electric buses and their related facilities, technologies, and infrastructure into our local public transportation system.

Thank you for looking favorably on Mountain Rides' application. This funding opportunity is central to success for Mountain Rides Transportation Authority, and to our community.

Sincerely,

Peter M. Hendricks
Mayor



City of Ketchum

January 5, 2023

Ms. Shauna Miller
Idaho Transportation Department
Public Transportation Office
P.O. Box 7129
Boise, Idaho 83707

Re: FFY 2024 5339 Rural One-time Capital Grants

Dear Ms. Miller:

I am writing to support Mountain Rides' application for funding under the ITD's FFY 2024 5339 Rural One-time Capital Grants program. Mountain Rides intends to use the grant funding to expand and upgrade its Bellevue, Idaho, facility, including enlarging and outfitting it with charging infrastructure for Mountain Rides' fleet of battery electric buses. The City of Ketchum supports Mountain Rides' application for funding and encourages you to view it favorably.

The City of Ketchum views public transportation as strategic in energizing and supporting our economy and enhancing our quality of life. As such, the City makes significant investments in Mountain Rides through annual appropriations of local funding. Mountain Rides serves residents, commuters, and visitors, and is supported through regional cooperation.

Expanding, upgrading, and outfitting Mountain Rides' Bellevue facility to support electric buses will benefit the health, vitality, and environment of our community. Sustainability and energy efficiency – core values of the City of Ketchum – will be reinforced by incorporating battery electric buses and their related facilities, technologies, and infrastructure into our local public transportation system.

Thank you for looking favorably on Mountain Rides' application. This funding opportunity is vital to success for Mountain Rides Transportation Authority and our community.

Sincerely,

Neil Bradshaw
Mayor
City of Ketchum



January 10, 2023

Ms. Shauna Miller
Idaho Transportation Department
Public Transportation Office
P.O. Box 7129
Boise, Idaho 83707

Re: FFY 2024 5339 Rural One-time Capital Grants

Dear Ms. Miller:

I am writing in support of Mountain Rides' application for funding under the ITD's FFY 2024 5339 Rural One-time Capital Grants program. Mountain Rides intends to use the grant funding to enlarge and upgrade its Bellevue, Idaho, facility, including expanding and outfitting it with charging infrastructure to accommodate Mountain Rides' fleet of battery electric buses. The City of Hailey supports Mountain Rides' application for funding and encourages you to view it favorably.

The City of Hailey makes significant investments in Mountain Rides through annual appropriations of local funding, as public transportation is a key strategy for improving and supporting the local economy and quality of life in and around the City. Mountain Rides serves residents, commuters, and visitors, and is supported through regional cooperation.

Expanding, upgrading, and outfitting Mountain Rides' Bellevue facility to support electric buses will benefit the health, vitality, and environment of our community. Sustainability and energy efficiency – core values of our community – will be bolstered by further integrating electric buses and their related facilities, technologies, and infrastructure into our local public transportation system. Hailey has also made a significant commitment our Climate Action Plan, and we support electrifying the transit bus fleet.

Thank you for looking favorably upon Mountain Rides' application. This funding opportunity is vital to success for Mountain Rides Transportation Authority and our community.

Sincerely,

Martha Burke
Mayor
City of Hailey



January 5, 2023

Ms. Shauna Miller
Idaho Transportation Department
Public Transportation Office
P.O. Box 7129
Boise, Idaho 83707

Re: FFY 2024 5339 Rural One-time Capital Grants

Dear Ms. Miller:

I am writing in support of Mountain Rides' application for funding under the ITD's FFY 2024 5339 Rural One-time Capital Grants program. Mountain Rides intends to use the grant funding to enlarge and upgrade its Bellevue, Idaho, facility, including expanding and outfitting it with charging infrastructure underpinning Mountain Rides' fleet of battery electric buses. The City of Bellevue supports Mountain Rides' application for funding and encourages you to view it favorably.

The City of Bellevue makes significant investments in Mountain Rides through annual appropriations of local funding, as public transportation is a key strategy for improving and supporting the local economy and quality of life in and around the City. Mountain Rides serves residents, commuters, and visitors, and is supported through regional cooperation.

Expanding, upgrading, and outfitting Mountain Rides' Bellevue facility to support electric buses will benefit the health, vitality, and environment of our community. Sustainability and energy efficiency – core values in the community – will be bolstered by further integrating electric buses and their related facilities, technologies, and infrastructure into our local public transportation system.

Thank you for looking favorably upon Mountain Rides' application. This funding opportunity is vital to success for Mountain Rides Transportation Authority and our community.

Sincerely,

Kathryn Goldman
Mayor
City of Bellevue



THE BOARD OF BLAINE COUNTY COMMISSIONERS

206 FIRST AVENUE SOUTH, SUITE 300

HAILEY, IDAHO 83333

PHONE: (208) 788-5500 FAX: (208) 788-5569

www.blainecounty.org bcc@co.blaine.id.us

Dick Fosbury, Chairman * Angenie McCleary, Vice-Chair * Muffy Davis, Commissioner

January 3, 2023

Ms. Shauna Miller
Idaho Transportation Department
Public Transportation Office
P.O. Box 7129
Boise, Idaho 83707

Re: FFY 2024 5339 Rural One-time Capital Grants

Dear Ms. Miller:

I am writing in support of Mountain Rides' application for funding under the ITD's FFY 2024 5339 Rural One-time Capital Grants program. Mountain Rides plans to use the grant funding to expand and upgrade its Bellevue, Idaho, facility, including enlarging and outfitting it with charging infrastructure for Mountain Rides' fleet of battery electric buses. Blaine County supports Mountain Rides' application for funding and encourages you to view this application favorably.

Blaine County makes significant investments in Mountain Rides through annual appropriations of local funding. Public transportation is a key strategy to improving and sustaining the local economy and quality of life in Blaine County. Mountain Rides supports this strategy as it benefits the county's residents, commuters, and visitors.

Expanding, upgrading, and outfitting Mountain Rides' Bellevue facility will benefit the health, vitality, and environment of our community. Sustainability and energy efficiency – core values in our community – will be reinforced by incorporating battery-electric buses and their attendant facilities, technologies, and infrastructure into our local public transportation system.

Thank you for looking favorably upon Mountain Rides' application. This funding opportunity is central to success for Mountain Rides and our community.

Sincerely,

ABSENT

Dick Fosbury
Chairman

Angenie McCleary
Vice-Chairman

Muffy Davis
Commissioner



blaine county regional transportation committee
206 1st Avenue South, Suite 300
Hailey, ID 83333

January 3, 2023

Ms. Shauna Miller
Idaho Transportation Department
Public Transportation Office
P.O. Box 7129
Boise, Idaho 83707

Re: FFY 2024 5339 Rural One-time Capital Grants

Dear Ms. Miller:

On behalf of the Blaine County Regional Transportation Committee (BCRTC), I would like to express our enthusiastic support of Mountain Rides Transportation Authority's application for funding, under the ITD's FFY 2024 5339 Rural One-time Capital Grants program, to expand and upgrade its Bellevue, Idaho, facility. The project will include enlarging the facility and outfitting it with charging infrastructure for Mountain Rides' fleet of battery electric buses. The BCRTC encourages you to view this application favorably.

The Blaine County Regional Transportation Committee comprises Blaine County, the Blaine County Sheriff, the cities of Blaine County, the Blaine County School District, the Blaine County Recreation District, and the United States Forest Service. The BCRTC recognizes the importance of Mountain Rides in providing transportation solutions that significantly enhance mobility and the quality of life for our community, commuters, and visitors. BCRTC sees the economic and environmental benefits to our community brought by Mountain Rides.

Thank you for looking favorably upon Mountain Rides' application. This funding opportunity is central to success for Mountain Rides and our community.

Sincerely,

Angenie McCleary
Chair
Blaine County Regional Transportation Committee



**SUN VALLEY
ECONOMIC
DEVELOPMENT**

January 5, 2023

Ms. Shauna Miller
Idaho Transportation Department
Public Transportation Office
P.O. Box 7129
Boise, Idaho 83707

Re: FFY 2024 5339 Rural One-time Capital Grants

Dear Ms. Miller:

On behalf of Sun Valley Economic Development (SVED), I would like to express our enthusiastic support of Mountain Rides Transportation Authority's application for funding, under the ITD's FFY 2024 5339 Rural One-time Capital Grants program, to expand and upgrade its Bellevue, Idaho, facility. The project will include enlarging and outfitting the facility with charging infrastructure to accommodate Mountain Rides' fleet of battery electric buses. SVED encourages you to view this application favorably.

With a full-time executive director and volunteer Board, SVED, a 501(c)(6) not-for-profit public-private partnership, focuses on county-wide issues, and works directly with the Idaho Department of Commerce and other Idaho state agencies. Our vision is for sustainable economic growth throughout the Sun Valley region. We back that up with a mission to preserve and advance the region's economic vitality and diversity while recognizing the values of its citizens.

SVED acknowledges Mountain Rides' import in supporting our mission as it delivers transportation solutions that significantly enhance mobility, quality of life, and economic vitality in our community. SVED recognizes the economic, lifestyle, and environmental benefits Mountain Rides brings to our community.

Thank you for looking favorably on Mountain Rides' application. This funding opportunity is central to success for Mountain Rides and our community.

Sincerely,

Harry Giffith
Executive Director

Appendix C

- **Development Pro Forma (Budget)**

Mountain Rides Transportation Authority

Project Budget: Original + Expansion/Upgrades

Project: Bus Facilities Construction/Expansion/Upgrade

Location: 117-121 Clover Street, Bellevue, Idaho

	Original re: 5339 Spring 2022	Additional re: 5339 One-time	Total Project
Planning, Design, Permitting, Environmental Phase			
NEPA - Cultural Assesment/Other Specialized	\$ 15,000	\$ -	\$ 15,000
Architect	37,000	-	37,000
Structural Engineer	10,000	-	10,000
Civil Engineer	10,000	-	10,000
Mechanical/Bldg Elec Engineer	10,000	-	10,000
Bus Infrastructure Mechanical Engineer	35,000	-	35,000
Contingency	11,700	6,300	18,000
s.t.	\$ 128,700	\$ 6,300	\$ 135,000
Construction Phase			
Construction (Public Works Certified Contractor)	\$ 1,314,818	\$ 3,019,182	\$ 4,334,000
Idaho Power	50,000	-	50,000
Building FF&E	50,000	-	50,000
Automated Bus Wash System	-	250,000	250,000
Curb/Sidewalk/New Shelter/Landscaping	-	175,000	175,000
Generator (back-up electricity generation)	-	286,000	286,000
Charging Infrastructure (Chargers/Dispensers/Charge Mgt)	-	550,000	550,000
Contingency	131,482	84,768	216,250
s.t.	\$ 1,546,300	\$ 4,364,950	\$ 5,911,250
Project Total	\$ 1,675,000	\$ 4,371,250	\$ 6,046,250

Funding (Pro Forma)	Federal	Local Match	Total
5339 Grant, Awarded Spring 2022	\$ 1,340,000	\$ 335,000	\$ 1,675,000
One-Time 5339 Grant, Application Winter 2023	3,497,000	874,250	4,371,250
Funding Total	\$ 4,837,000	\$ 1,209,250	\$ 6,046,250

Mountain Rides Transportation Authority**Project Budget: Re-configured 6-bay Construction****Project: Bus Facilities Construction/Expansion/Upgrade****Location: 117-121 Clover Street, Bellevue, Idaho**

Planning, Design, Permitting, Environmental Phase	Fed (80%)	Local (20%)	Total
NEPA - Cultural Assesment/Other Specialized	\$ 12,000	\$ 3,000	\$ 15,000
Architect	29,600	7,400	37,000
Structural Engineer	8,000	2,000	10,000
Civil Engineer	8,000	2,000	10,000
Mechanical/Bldg Elec Engineer	8,000	2,000	10,000
Bus Infrastructure Mechanical Engineer	28,000	7,000	35,000
Contingency	14,400	3,600	18,000
s.t.	\$ 108,000	\$ 27,000	\$ 135,000

Construction Phase

Construction (Public Works Certified Contractor)	\$ 3,467,200	\$ 866,800	\$ 4,334,000
Idaho Power	40,000	10,000	50,000
Building FF&E	40,000	10,000	50,000
Automated Bus Wash System	200,000	50,000	250,000
Curb/Sidewalk/New Shelter/Landscaping	140,000	35,000	175,000
Generator	228,800	57,200	286,000
Charging Infrastructure (Chargers/Dispensers/Charge Mgt)	440,000	110,000	550,000
Contingency	173,000	43,250	216,250
s.t.	\$ 4,729,000	\$ 1,182,250	\$ 5,911,250

Project Total

\$ 4,837,000	\$ 1,209,250	\$ 6,046,250
---------------------	---------------------	---------------------

Funding (Pro Forma)

	Federal	Local Match	Total
5339 Grant, Awarded Spring 2022	\$ 1,340,000	\$ 335,000	\$ 1,675,000
One-Time 5339 Grant, Application Winter 2023	3,497,000	874,250	4,371,250
Funding Total	\$ 4,837,000	\$ 1,209,250	\$ 6,046,250

Mountain Rides Transportation Authority**Project Budget: Original 4-bay Construction****Project: Bus Facilities Construction/Expansion/Upgrade****Location: 117-121 Clover Street, Bellevue, Idaho**

Planning, Design, Permitting, Environmental Phase	Fed (80%)	Local (20%)	Total
NEPA - Cultural Assesment/Other Specialized	\$ 12,000	\$ 3,000	\$ 15,000
Architect	29,600	7,400	37,000
Structural Engineer	8,000	2,000	10,000
Civil Engineer	8,000	2,000	10,000
Mechanical/Bldg Elec Engineer	8,000	2,000	10,000
Bus Infrastructure Mechanical Engineer	28,000	7,000	35,000
Contingency	9,360	2,340	11,700
s.t.	\$ 102,960	\$ 25,740	\$ 128,700

Construction Phase

Construction (Public Works Certified Contractor)	\$ 1,051,854	\$ 262,964	\$ 1,314,818
Idaho Power	40,000	10,000	50,000
Building FF&E	40,000	10,000	50,000
Automated Bus Wash System	-	-	-
Curb/Sidewalk/New Shelter/Landscaping	-	-	-
Generator	-	-	-
Charging Infrastructure (Chargers/Dispensers/Charge Mgt)	-	-	-
Contingency	105,185	26,296	131,482
s.t.	\$ 1,237,040	\$ 309,260	\$ 1,546,300

Project Total

\$ 1,340,000	\$ 335,000	\$ 1,675,000
---------------------	-------------------	---------------------

Funding (Pro Forma)

	Federal	Local Match	Total
5339 Grant, Awarded Spring 2022	\$ 1,340,000	\$ 335,000	\$ 1,675,000
One-Time 5339 Grant, Application Winter 2023	-	-	-
Funding Total	\$ 1,340,000	\$ 335,000	\$ 1,675,000

Mountain Rides Transportation Authority
Project Budget: Incremental 6-bay v. 4-bay Construction
Project: Bus Facilities Construction/Expansion/Upgrade
Location: 117-121 Clover Street, Bellevue, Idaho

Planning, Design, Permitting, Environmental Phase	Fed (80%)	Local (20%)	Total
NEPA - Cultural Assesment/Other Specialized	\$ -	\$ -	\$ -
Architect	-	-	-
Structural Engineer	-	-	-
Civil Engineer	-	-	-
Mechanical/Bldg Elec Engineer	-	-	-
Bus Infrastructure Mechanical Engineer	-	-	-
Contingency	5,040	1,260	6,300
s.t.	\$ 5,040	\$ 1,260	\$ 6,300

Construction Phase			
Construction (Public Works Certified Contractor)	\$ 2,415,346	\$ 603,836	\$ 3,019,182
Idaho Power	-	-	-
Building FF&E	-	-	-
Automated Bus Wash System	200,000	50,000	250,000
Curb/Sidewalk/New Shelter/Landscaping	140,000	35,000	175,000
Generator (back-up electricity generation)	228,800	57,200	286,000
Charging Infrastructure (Chargers/Dispensers/Charge Mgt)	440,000	110,000	550,000
Contingency	67,815	16,954	84,768
s.t.	\$ 3,491,960	\$ 872,990	\$ 4,364,950

Project Total	\$ 3,497,000	\$ 874,250	\$ 4,371,250
----------------------	---------------------	-------------------	---------------------

Funding (Pro Forma)	Federal	Local Match	Total
5339 Grant, Awarded Spring 2022	\$ -	\$ -	\$ -
One-Time 5339 Grant, Application Winter 2023	3,497,000	874,250	4,371,250
Funding Total	\$ 3,497,000	\$ 874,250	\$ 4,371,250

MASTER RECAP

NAME

Mountain Ride Option 1 - Base Bid

1/9/23

PROJ #

Addition to Existing Facility

SQFT =

5,869 sf



USE?	EST	DIV	SEC	DESCRIPTION	TOTALS	BID/ESTIMATE	LABOR	OTHER	TOTALS	COMMENTS
x	BE	01	24 00	Surveying, Layout, and As-Builts	12,530	F&I	F&I	N/R	12,530	
x	BE	02	20 00	Site Demolition	33,930	F&I	F&I	N/R	33,930	
x	BE	02	41 16	Earthwork, Excavation, Backfill, and Utilities	199,447	F&I	F&I	N/R	199,447	
x	BE	02	41 16	Aphalt Paving and Base	62,010	F&I	F&I	N/R	62,010	
x	BE	02	42 00	Landscaping, Plantings, and Irrigation	22,970	F&I	F&I	N/R	22,970	
x	BE	03	10 00	Building Concrete	386,954	F&I	F&I	N/R	386,954	
x	BE	04	20 00	Masonry CMU and CMU Veneer	128,540	F&I	F&I	N/R	128,540	
x	BE	05	12 50	Structural and Miscellaneous Fabricated Steel - Supply and Install	210,530	F&I	F&I	N/R	210,530	
x	BE	06	10 00	Wood Framing Labor and Equipment	215,860	F&I	F&I	N/R	215,860	
x	BE	06	11 00	Lumber Package and Roof Trusses	268,450	F&I	F&I	N/R	268,450	
x	BE	06	13 26	Millwork Trim and Finish Labor	7,724	F&I	F&I	N/R	7,724	
x	BE	07	21 13	Damproofing Exterior Walls	75,540	F&I	F&I	N/R	75,540	
x	BE	07	21 29	Insulation / Thermal Protection	139,846	F&I	F&I	N/R	139,846	
x	BE	07	24 00	Exterior Stucco	153,295	F&I	F&I	N/R	153,295	
x	BE	07	25 00	Wash Bay Metal Panels	34,712	F&I	F&I	N/R	34,712	
x	BE	07	54 23	Roofing, Sheetmetal, and ISO Insulation	153,932	F&I	F&I	N/R	153,932	
x	BE	07	92 00	Caulking and Sealants	6,000	F&I	F&I	N/R	6,000	
x	BE	08	11 13	Doors, Hardware, and Install	37,680	F&I	F&I	N/R	37,680	
x	BE	08	33 26	Overhead Doors	87,000	F&I	F&I	N/R	87,000	
x	BE	08	42 00	Storefront and Windows and Install	27,700	F&I	F&I	N/R	27,700	
x	BE	09	20 00	Gypsum Drywall	65,121	F&I	F&I	N/R	65,121	
x	BE	09	30 13	Tile Flooring and Solid Countertops	NIC	F&I	F&I	N/R	0	NIC
x	BE	09	68 00	Carpet and Rubber Vesible Entry Floor	NIC	F&I	F&I	N/R	0	NIC
x	BE	09	91 00	Painting	75,272	F&I	F&I	N/R	75,272	
x	BE	10	00 00	Rest Room Access., H.C. Bars Lockers, Fire Extinguishers	NIC	F&I	F&I	N/R	0	NIC
x	BE	11	27 00	Appliances	NIC	F&I	F&I	N/R	0	NIC
x	BE	12	35 00	Cabinetry	NIC	F&I	F&I	N/R	0	NIC
x	BE	14	24 00	Hydraulic Elevator	NIC	F&I	F&I	N/R	0	NIC
x	BE	14	30 00	Wash Bay Equipment	BY OWNER	F&I	F&I	N/R	0	BY OWNER
x	BE	21	00 00	Fire Sprinkler Protection	39,158	F&I	F&I	N/R	39,158	
x	BE	22	00 00	Plumbing Subcontractor	153,250	F&I	F&I	N/R	153,250	
x	BE	23	00 00	Mechanical HVAC Subcontractor	238,582	F&I	F&I	N/R	238,582	
x	BE	26	10 00	Electrical Subcontractor	235,250	F&I	F&I	N/R	235,250	
x	BE	26	20 00	IPCO Engineering and Transformer Fee Allowance	BY OWNER	F&I	F&I	N/R	0	BY OWNER
x	BE	26	21 00	Security, Data, Telecommunications, and AV	BY OWNER	F&I	F&I	N/R	0	BY OWNER
x	BE	26	31 00	Fire Alarm	19,800	F&I	F&I	N/R	19,800	

SUMMARY:

SUBCONTRACT	3,091,083		
LABOR	0		
OTHER/ALLOWANCES	0		
SUBTOTAL	3,091,083		
LIABILITY INSURANCE	34,620		
BLDR'S RISK INSURANCE	15,455		
GENERAL REQUIREMENTS	474,300		
BUILDING PERMIT AND CHECK FEES	BY OWNER		
SUBTOTAL	3,615,459		
PROFIT & OVERHEAD	289,237	8.00%	
CONTINGENCY ALLOWANCE	72,309	2.00%	
TOTAL PROJECT CONSTRUCTION OPTION 1 BASE BID	\$ 3,977,004		\$ 677.63

Add Alternate #1 Construct Covered Car Port for the 11 Parking Spaces 24' x 104' = 2,496 sf x \$100/sf = \$249,600.00

Open Covered Car Port; Wd. Structure, Asphalt Shingles Roof, and a few Lights. Includes 2' soffit overhang both ends,

Add Alternate #2 SNOW MELT the entire Parking Lot 10,770 sf x \$18.70/sf = \$201,399.00 + \$25K (Boiler) = \$226,399.00

Add Alternate #2A SNOW MELT the entire Parking Lot Less the Covered Parking 8,274 sf x \$18.70/sf = \$154,723.00 + \$25K (Boiler) = \$179,723.00

10 October, 2021

Mountain Rides
Ketchum, Idaho 83340

Board Members/ Facilities Planning Committee,

I have met with Ben Varner of Mountain Rides to discuss your Bellevue vacant parcel and the desire to expand bus storage facilities. I have produced a cost estimate for four variations of building types in terms of exterior wall and or structural systems. Those different types are: 1, Steel Building Kit, 2. Wood Frame Construction for walls and wood /steel roof trusses, 3. ICF walls and wood/steel roof trusses, and 4. Masonry wall construction with wood/steel roof trusses. I have budgeted for a freestanding building, associated infrastructure, necessary site improvements for grading, drainage, parking, and landscaping. Due to the public nature of the business and the use of public funds, the budgeting is based on construction to be performed by Public Works Licensed Contractors/ Subcontractors. I have included a contingency budget and also presented a range of cost(s). I have included these other aspects to account for cost variations due to the current high construction costs within the Idaho and Wood River Valley construction industry.

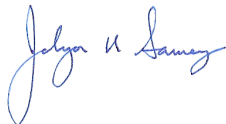
The cost variations are based on current experience with commercial projects and contractors in the Wood River Valley as well as in the Boise area. I cannot however guarantee the prices presented are accurate but are at this time my best professional estimate. Additionally, I can only estimate relative to costs for the construction season of 2021 but believe 2022 will be similar. Beyond the year 2022 is too far into the future to estimate for accuracy.

Ben and I also explored other programmatic desires that may apply to this project and your budgeting; but have not been addressed these ideas in this cost estimating exercise. The options for consideration maybe:

1. Maximizing for Park and Ride spaces
2. Incorporate Employee Housing
3. Combine lots to maximize land development by reducing set back requirements
4. Combine lots to allow for a new bus storage facility addition to the existing building, this generates more available land area for other uses.

These are some thoughts that may have beneficial outcomes and could/ should be at least studied in a preliminary fashion for viability, benefit etc. If you have any questions and or also would like me to attend any planning sessions pertaining to this package, I can be available after October 14th.

Sincerely,



Jolyon H. Sawrey, Architect/Land Planner

**MTN RIDES NEW BUS STORAGE FACILITY- PRELIMINARY
CONSTRUCTION COST ESTIMATE-SCENARIO #1 FREE-STANDING STEEL KIT
BLDG (100% TURN- KEY MOVE IN READY)**

100% GENERAL CONTRACTOR PERFORM (Public Works
Licensed General Contractor & Subs)

DATE: 07 Oct, 2021

1. CONSTRUCTION BUDGET (PUBLIC WORKS GENERAL CONTRACTOR) HARD COSTS

ITEM	DESCRIPTION	SF	BASE \$/SF	"BASE TOTAL"
STEEL KIT	FREESTANDING BLDG ENTIRELY ON PARCEL - COST OF CONSTRUCTION FOR WHAT A GENERAL CONTRACTOR WOULD BID THE JOB FOR THIS COMING SUMMER/FALL 2022 (2023+ PRICE MAY VARY GREATLY) IN A BID PKG.	3528	\$150	\$529,200
SITE	LANDSCAPING/ SITE IMPROVEMENT BUDGET. PAVING, CURBS, GUTTERS, DRAINAGE, LIGHITNG, LANDSCAPING, BIKE RACKS			\$200,000
		BASTE TOTAL W/ SITE IMPROVE		\$729,200

	%	AMOUNT	
CONSTRUCTION CONTINGENCY (% OF "BASE TOTAL")	5.0%	\$36,460	

ADUSTED "BASE TOTAL" COST w/ CONTINGENCY		\$765,660
---	--	------------------

ESTIMATED COST OF CONSTRUCTION W/ HIGH /LOW RANGE

	%	AMOUNT	TOTAL
BUDGETING % HIGH (BIDDING VARIATION)	20%	\$153,132	\$918,792
BUDGETING % LOW (BIDDING VARIATION)	5%	\$38,283	\$803,943

	COST/SF HIGH	COST/SF/ LOW
ADJUSTED COST PER SF RANGE	\$260	\$228

2. PROFESSIONAL CONSULTANTS BUDGET SOFT COSTS

	DESCRIPTION (ESTIMATES)	TOTAL
A	ARCHITECT	\$20,000
B	STRUCTURAL ENGINEER	\$5,000
C	CIVIL ENGINEER	\$5,000
D	MECH/ELEC	\$3,100
SUB-TOTAL PROFESSIONAL FEES		\$33,100

TOTAL PROJECT COST ESTIMATE (INCL. ALL ITEMS NOTED ABOVE #1-#2)

BUDGETING % HIGH (W/BIDDING VARIATION)	20%	\$951,892
BUDGETING % LOW (W/ BIDDING VARIATION)	5%	\$837,043

NOTE

S

1. THESE ESTIMATES WERE DONE BY THE ARCHITECT, AND ARE INTENDED TO BE BASED ON THE WORK BEING PERFORMED BY A BIDDING PUBLIC WORKS CONTRACTOR(S), SUBCONTRACTOR(S) AT WOOD RIVER VALLEY CURRENT MARKET VALUE. THE CONSTRUCTION INDUSTRY COSTS ARE VOLATILE AT THIS TIME, MATERIALS, LABOR, AVAILABILITY OF PUBLIC WORKS CONTRACTORS/ COMPETITION/LABORS COSTS ETC.

2. CERTAIN INSURANCE FEES AND UTILITY EXPENSES WILL BE PAID BY MTN RIDES DURING CONSTRUCTION

3. COSTS/ SF AND CONCEPTS FOR BLDG TYPES BASED ON DISCUSSIONS WITH BEN VARNER

4. CONTRACTOR PROFIT/ OVERHEAD IS INLCUDED.

**MTN RIDES NEW BUS STORAGE FACILITY- PRELIMINARY
CONSTRUCTION COST ESTIMATE-SCENARIO #2 FREE-STANDING WOOD
FRAMED BLDG (100% TURN- KEY MOVE IN READY)**

100% GENERAL CONTRACTOR PERFORM (Public Works
Licensed General Contractor & Subs)

DATE: 07 Oct, 2021

1. CONSTRUCTION BUDGET (PUBLIC WORKS GENERAL CONTRACTOR) HARD COSTS

ITEM	DESCRIPTION	SF	BASE \$/SF	"BASE TOTAL"
STEEL KIT	FREESTANDING BLDG ENTIRELY ON PARCEL - COST OF CONSTRUCTION FOR WHAT A GENERAL CONTRACTOR WOULD BID THE JOB FOR THIS COMING SUMMER/FALL 2022 (2023+ PRICE MAY VARY GREATLY) IN A BID PKG.	3528	\$175	\$617,400
SITE	LANDSCAPING/ SITE IMPROVEMENT BUDGET. PAVING, CURBS, GUTTERS, DRAINAGE, LIGHITNG, LANDSCAPING, BIKE RACKS			\$200,000
			BASTE TOTAL W/ SITE IMPROVE	\$817,400

	%	AMOUNT	
CONSTRUCTION CONTINGENCY (% OF "BASE TOTAL")	5.0%	\$40,870	

		ADJUSTED "BASE TOTAL" COST W/ CONTINGENCY	\$858,270
--	--	--	------------------

ESTIMATED COST OF CONSTRUCTION W/ HIGH /LOW RANGE

	%	AMOUNT	TOTAL
BUDGETING % HIGH (BIDDING VARIATION)	20%	\$171,654	\$1,029,924
BUDGETING % LOW (BIDDING VARIATION)	5%	\$42,914	\$901,184

	COST/SF HIGH	COST/SF/ LOW
ADJUSTED COST PER SF RANGE	\$292	\$255

2. PROFESSIONAL CONSULTANTS BUDGET SOFT COSTS

	DESCRIPTION (ESTIMATES)	TOTAL
A	ARCHITECT	\$24
B	STRUCTURAL ENGINEER	\$6,400
C	CIVIL ENGINEER	\$5,000
D	MECH/ELEC	\$3,100
SUB-TOTAL PROFESSIONAL FEES		\$14,524

TOTAL PROJECT COST ESTIMATE (INCL. ALL ITEMS NOTED ABOVE #1-#2)

BUDGETING % HIGH (W/BIDDING VARIATION)	20%	\$1,044,448
BUDGETING % LOW (W/ BIDDING VARIATION)	5%	\$915,708

NOTE

S

1. THESE ESTIMATES WERE DONE BY THE ARCHITECT, AND ARE INTENDED TO BE BASED ON THE WORK BEING PERFORMED BY A BIDDING PUBLIC WORKS CONTRACTOR(S), SUBCONTRACTOR(S) AT WOOD RIVER VALLEY CURRENT MARKET VALUE. THE CONSTRUCTION INDUSTRY COSTS ARE VOLATILE AT THIS TIME, MATERIALS, LABOR, AVAILABILITY OF PUBLIC WORKS CONTRACTORS/ COMPETITION/LABORS COSTS ETC.

2. CERTAIN INSURANCE FEES AND UTILITY EXPENSES WILL BE PAID BY MTN RIDES DURING CONSTRUCTION

3. COSTS/ SF AND CONCEPTS FOR BLDG TYPES BASED ON DISCUSSIONS WITH BEN VARNER

4. CONTRACTOR PROFIT/ OVERHEAD IS INLCUDED.

**MTN RIDES NEW BUS STORAGE FACILITY- PRELIMINARY
CONSTRUCTION COST ESTIMATE-SCENARIO #3 FREE-STANDING ICF BLDG
(100% TURN- KEY MOVE IN READY)**

100% GENERAL CONTRACTOR PERFORM (Public Works Licensed General Contractor & Subs)	DATE: 07 Oct, 2021
---	--------------------

1. CONSTRUCTION BUDGET (PUBLIC WORKS GENERAL CONTRACTOR) HARD COSTS

ITEM	DESCRIPTION	SF	BASE \$/SF	"BASE TOTAL"
STEEL KIT	FREESTANDING BLDG ENTIRELY ON PARCEL - COST OF CONSTRUCTION FOR WHAT A GENERAL CONTRACTOR WOULD BID THE JOB FOR THIS COMING SUMMER/FALL 2022 (2023+ PRICE MAY VARY GREATLY) IN A BID PKG.	3528	\$185	\$652,680
SITE	LANDSCAPING/ SITE IMPROVEMENT BUDGET. PAVING, CURBS, GUTTERS, DRAINAGE, LIGHTING, LANDSCAPING, BIKE RACKS			\$200,000
		BASTE TOTAL W/ SITE IMPROVE		\$852,680

	%	AMOUNT
CONSTRUCTION CONTINGENCY (% OF "BASE TOTAL")	5.0%	\$42,634

ADJUSTED "BASE TOTAL" COST W/ CONTINGENCY		\$895,314
--	--	------------------

ESTIMATED COST OF CONSTRUCTION W/ HIGH /LOW RANGE

	%	AMOUNT	TOTAL
BUDGETING % HIGH (BIDDING VARIATION)	20%	\$179,063	\$1,074,377
BUDGETING % LOW (BIDDING VARIATION)	5%	\$44,766	\$940,080

	COST/SF HIGH	COST/SF/ LOW
ADJUSTED COST PER SF RANGE	\$305	\$266

2. PROFESSIONAL CONSULTANTS BUDGET SOFT COSTS

	DESCRIPTION (ESTIMATES)	TOTAL
A	ARCHITECT	\$25,000
B	STRUCTURAL ENGINEER	\$6,500
C	CIVIL ENGINEER	\$5,000
D	MECH/ELEC	\$3,100
SUB-TOTAL PROFESSIONAL FEES		\$39,600

TOTAL PROJECT COST ESTIMATE (INCL. ALL ITEMS NOTED ABOVE #1-#2)

BUDGETING % HIGH (W/BIDDING VARIATION)	20%	\$1,113,977
BUDGETING % LOW (W/ BIDDING VARIATION)	5%	\$979,680

NOTE

S

1. THESE ESTIMATES WERE DONE BY THE ARCHITECT, AND ARE INTENDED TO BE BASED ON THE WORK BEING PERFORMED BY A BIDDING PUBLIC WORKS CONTRACTOR(S), SUBCONTRACTOR(S) AT WOOD RIVER VALLEY CURRENT MARKET VALUE. THE CONSTRUCTION INDUSTRY COSTS ARE VOLATILE AT THIS TIME, MATERIALS, LABOR, AVAILABILITY OF PUBLIC WORKS CONTRACTORS/ COMPETITION/LABORS COSTS ETC.

2. CERTAIN INSURANCE FEES AND UTILITY EXPENSES WILL BE PAID BY MTN RIDES DURING CONSTRUCTION

3. COSTS/ SF AND CONCEPTS FOR BLDG TYPES BASED ON DISCUSSIONS WITH BEN VARNER

4. CONTRACTOR PROFIT/ OVERHEAD IS INLCUDED.

**MTN RIDES NEW BUS STORAGE FACILITY- PRELIMINARY
CONSTRUCTION COST ESTIMATE-SCENARIO #4 FREE-STANDING MASONRY
BLDG (100% TURN- KEY MOVE IN READY)**

100% GENERAL CONTRACTOR PERFORM (Public Works
Licensed General Contractor & Subs)

DATE: 07 Oct, 2021

1. CONSTRUCTION BUDGET (PUBLIC WORKS GENERAL CONTRACTOR) HARD COSTS

ITEM	DESCRIPTION	SF	BASE \$/SF	"BASE TOTAL"
STEEL KIT	FREESTANDING BLDG ENTIRELY ON PARCEL - COST OF CONSTRUCTION FOR WHAT A GENERAL CONTRACTOR WOULD BID THE JOB FOR THIS COMING SUMMER/FALL 2022 (2023+ PRICE MAY VARY GREATLY) IN A BID PKG.	3528	\$200	\$705,600
SITE	LANDSCAPING/ SITE IMPROVEMENT BUDGET. PAVING, CURBS, GUTTERS, DRAINAGE, LIGHITNG, LANDSCAPING, BIKE RACKS			\$200,000
		BASTE TOTAL W/ SITE IMPROVE		\$905,600

	%	AMOUNT	
CONSTRUCTION CONTINGENCY (% OF "BASE TOTAL")	5.0%	\$45,280	

ADJUSTED "BASE TOTAL" COST W/ CONTINGENCY		\$950,880
--	--	------------------

ESTIMATED COST OF CONSTRUCTION W/ HIGH /LOW RANGE

	%	AMOUNT	TOTAL
BUDGETING % HIGH (BIDDING VARIATION)	20%	\$190,176	\$1,141,056
BUDGETING % LOW (BIDDING VARIATION)	5%	\$47,544	\$998,424

	COST/SF HIGH	COST/SF/ LOW
ADJUSTED COST PER SF RANGE	\$323	\$283

2. PROFESSIONAL CONSULTANTS BUDGET SOFT COSTS

	DESCRIPTION (ESTIMATES)	TOTAL
A	ARCHITECT	\$27,000
B	STRUCTURAL ENGINEER	\$5,000
C	CIVIL ENGINEER	\$5,000
D	MECH/ELEC	\$3,100
SUB-TOTAL PROFESSIONAL FEES		\$40,100

TOTAL PROJECT COST ESTIMATE (INCL. ALL ITEMS NOTED ABOVE #1-#2)

BUDGETING % HIGH (W/BIDDING VARIATION)	20%	\$1,181,156
BUDGETING % LOW (W/ BIDDING VARIATION)	5%	\$1,038,524

NOTE

S

1. THESE ESTIMATES WERE DONE BY THE ARCHITECT, AND ARE INTENDED TO BE BASED ON THE WORK BEING PERFORMED BY A BIDDING PUBLIC WORKS CONTRACTOR(S), SUBCONTRACTOR(S) AT WOOD RIVER VALLEY CURRENT MARKET VALUE. THE CONSTRUCTION INDUSTRY COSTS ARE VOLATILE AT THIS TIME, MATERIALS, LABOR, AVAILABILITY OF PUBLIC WORKS CONTRACTORS/ COMPETITION/LABORS COSTS ETC.

2. CERTAIN INSURANCE FEES AND UTILITY EXPENSES WILL BE PAID BY MTN RIDES DURING CONSTRUCTION

3. COSTS/ SF AND CONCEPTS FOR BLDG TYPES BASED ON DISCUSSIONS WITH BEN VARNER

4. CONTRACTOR PROFIT/ OVERHEAD IS INLCUDED.



POWER ENGINEERS, INC.

3940 GLENBROOK DRIVE
PO BOX 1066
HAILEY, ID 83333 USA

PHONE 208-788-3456
FAX 208-788-2082

MEMORANDUM

DATE: October 8, 2021

TO: Ben Varner

c: Jeff VanSickel

FROM: Jason Marena
Project Manager

SUBJECT: 165594 Mountain Rides Generator Estimate

MESSAGE

Hi Ben,
POWER Engineers has prepared the following Rough Order of Magnitude (ROM) estimate for a backup generation installation at the proposed Bellevue, ID facility on Clover Rd. This estimate is based on the assumption that the building will be approximately 4500 sq. ft. and use gas heating. The facility will also house up to four 150kW electric bus chargers.

Based on these assumptions, our estimate for the project is shown below:

- Engineering: \$25,000
- Installation: \$25,000
- 750kW Diesel Generator with weatherproof enclosure: \$185,000
- Automatic Transfer Switch: \$15,000
- Generator Concrete Pad: \$20,000
- **Total: \$270,000**

Please let us know if you have any questions or comments.

A handwritten signature in black ink that reads "J. Marena".

Jason Marena
Project Manager

Appendix D

- **Architect's Narrative and Plans**

06 January, 2023

To Whom it May Interest/ Grant Evaluation Committee,

I am the project architect for the expansion project for the Mountain Rides Bus Facility in Bellevue, Idaho. This narrative is to bring further understanding of why the new addition is designed the way it is and some of the aspects that you may be valuable for your consideration relative to the providing of grant funding.


SITE PLANNING

As one can see on the site plan that the north alley is the inward approach for the buses. The angled building accommodates the turning radius of the incoming bus and the staggering of the bays allows for multiple tandem parking/ drive throughs for the buses. Mountain Rides owns two adjacent parcels- one with the existing bus facility and an adjacent vacant lot. We first evaluated a detached bus parking building, but due to setback requirements, goal of more than (4) bays, accommodating parking requirements etc. the decision was made to combine the parcels into one lot. This allows for the connection/ addition of the new building to be directly attached to the existing building- no in-between setbacks to deal with. This then preserves area for surface parking as well as making one facility for staff to circulate within instead of going outside to get to the next building. As the project is in "snow country" snow storage is mandatory unless other measures address snow management. Thus, the inclusion of carport style covered parking makes the snow storage on the roof of the carport as compared to maintenance costs for snow removal or high operating cost of heating paved surfaces to melt- snow.

BUILDING PLANNING

As an 'environmental' architect I am always planning for the long-term life expectancy/ performance/ durability, operating costs/ energy efficiency etc. for my projects. This project is proposing ICF super insulated, thermal mass, air tight walls, exterior masonry and metal siding for low maintenance. Also proposed is energy efficient, quiet, low maintenance hydronically heated slab on grade floors. Above code air sealing and insulation systems and higher performance glazing will also be included. The EPDM membrane roof will be ballasted for 75% solar reflectance as well as also offering UV and service worker protection of roof membrane. The wall assemblies will have a (4) hour fire rating and the building will be fire sprinkled which will help with lower insurance costs and providing further building/ occupant safety. All of these aspects make long-term operating costs lower than conventionally constructed light industrial buildings, a more comfortable work environment, long-term low maintenance and reduced operating costs.

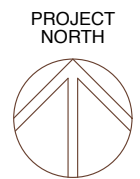
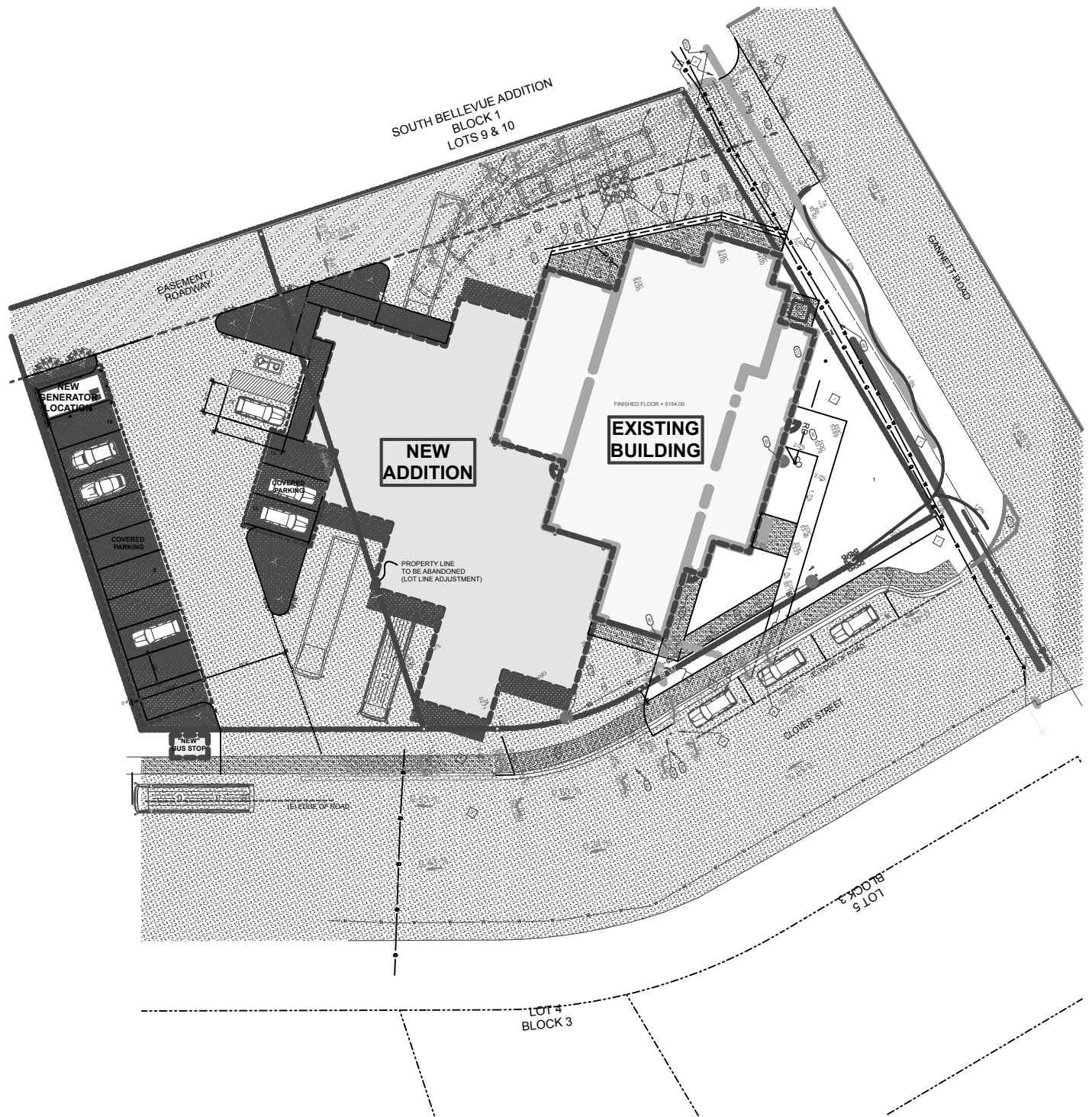
Sincerely,



Jolyon H. Sawrey, Architect/Land Planner



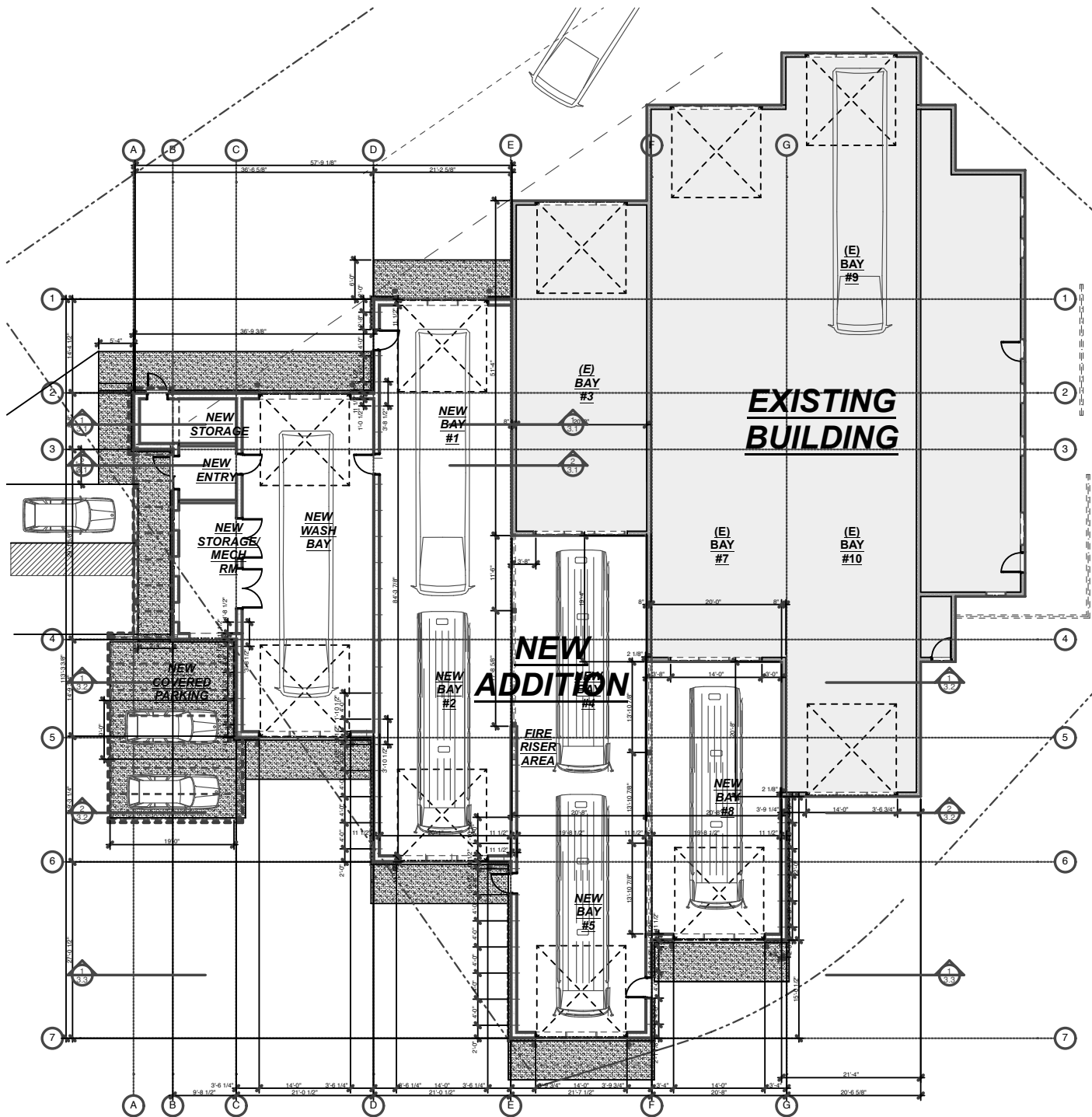
NEW ADDITION



EXISTING BLDG	
MAIN LEVEL	6,368 SF
UPPER LEVEL	988 SF
SUBTOTAL (EXISTING)	7,356 SF
NEW BLDG	5,869 SF
TOTAL CONDITIONED SF	13,225 SF



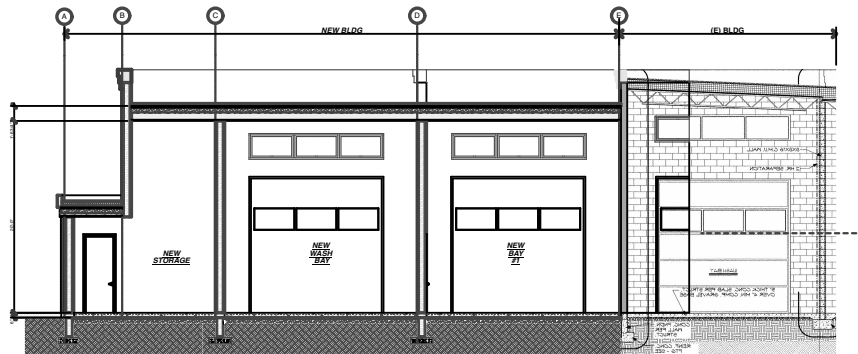
NEW ADDITION



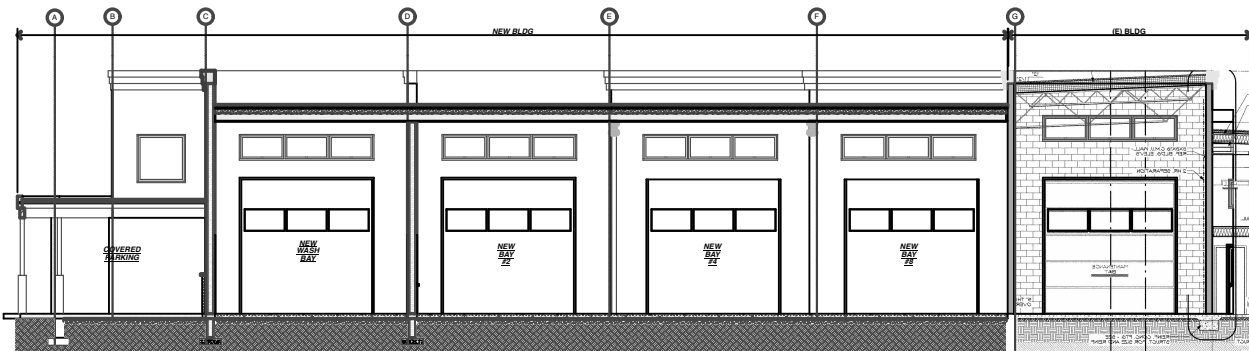


NEW ADDITION

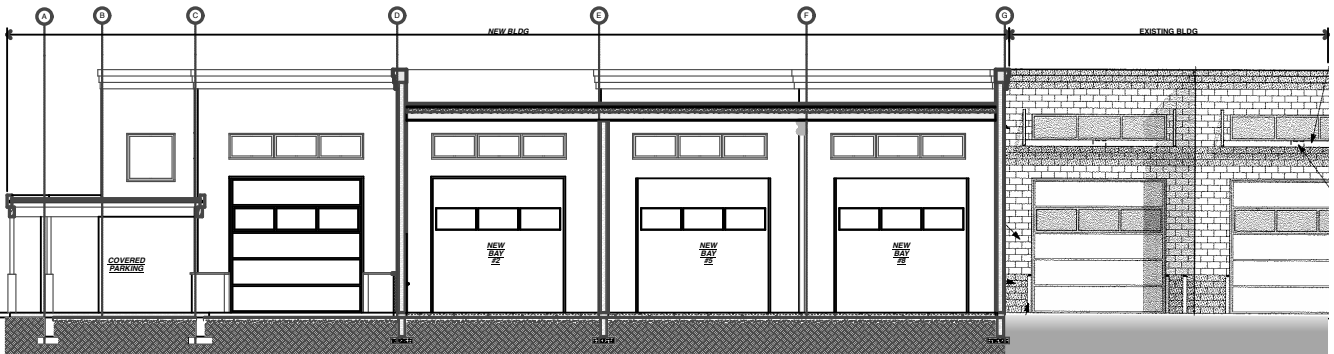
1



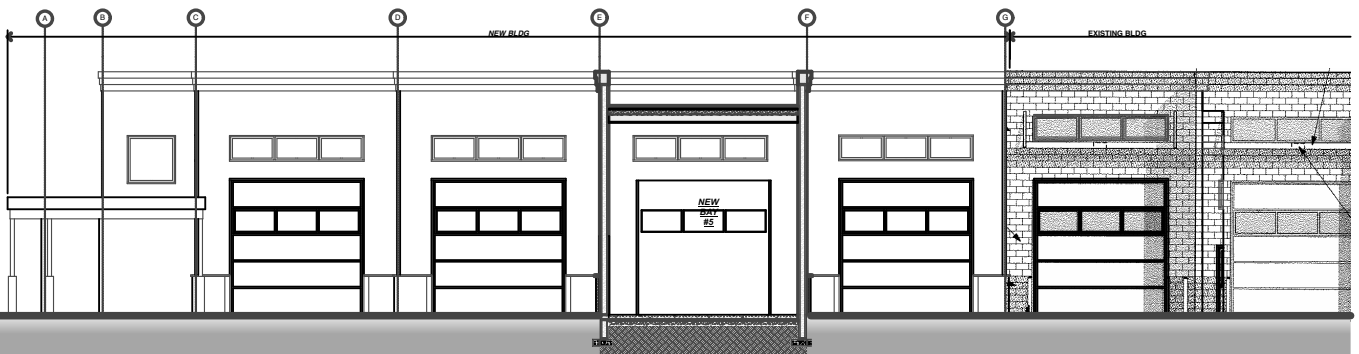
2



3

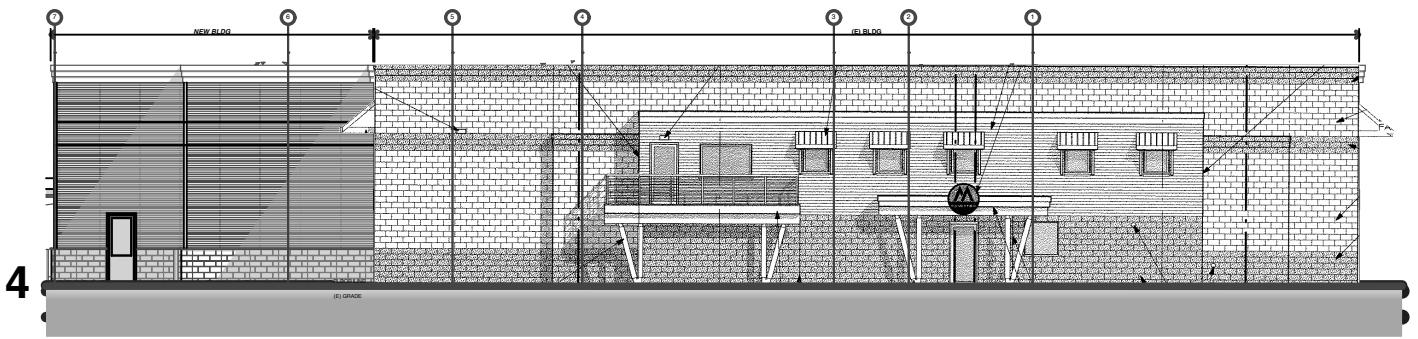
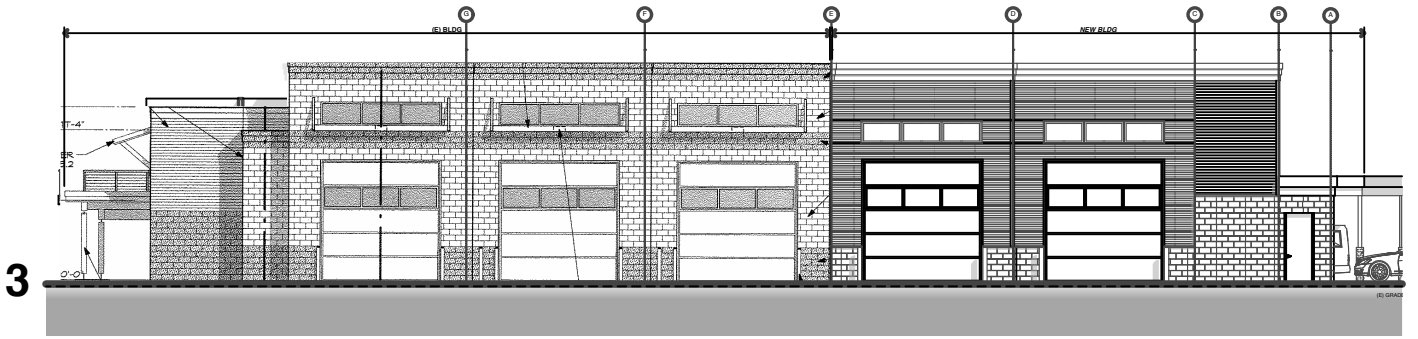
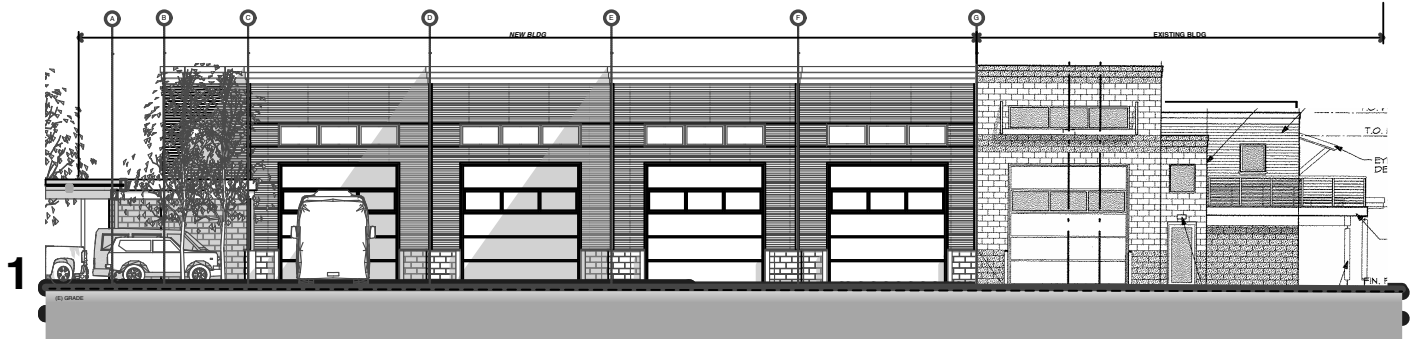


4





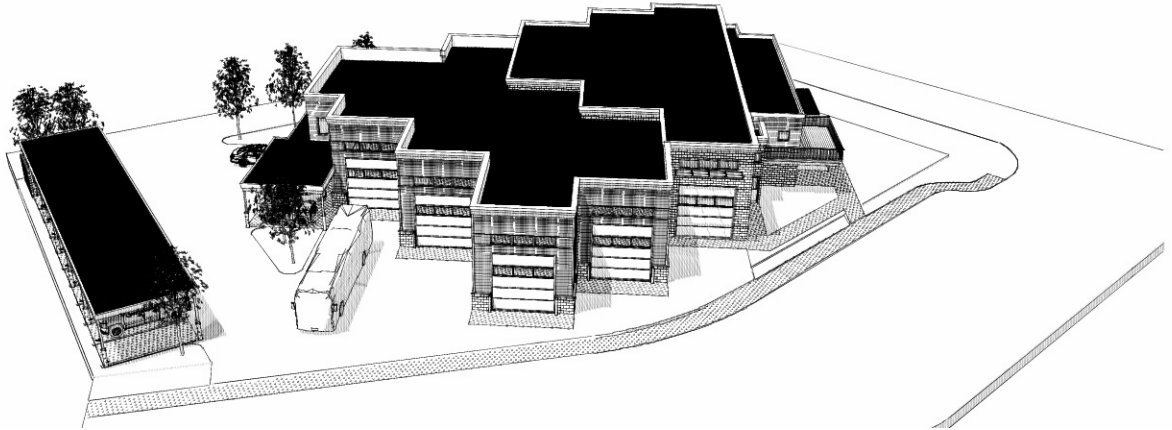
NEW ADDITION





NEW ADDITION

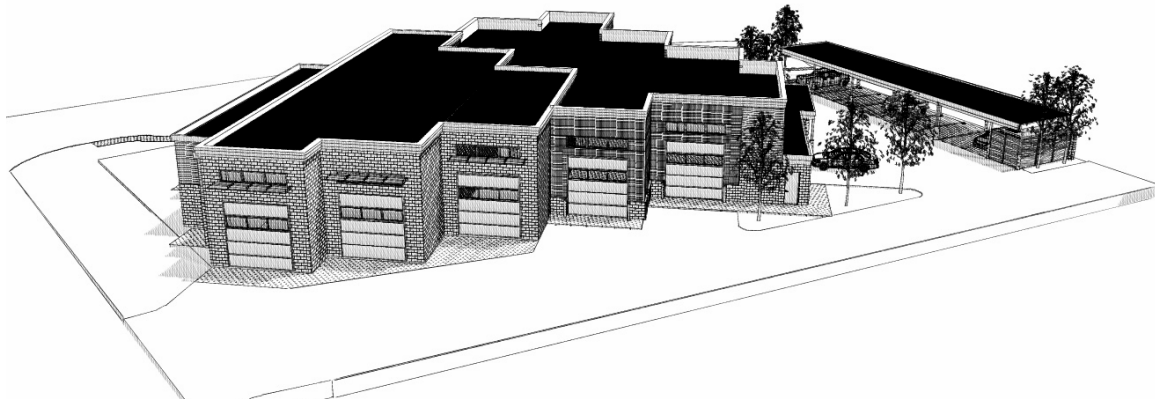
1



2

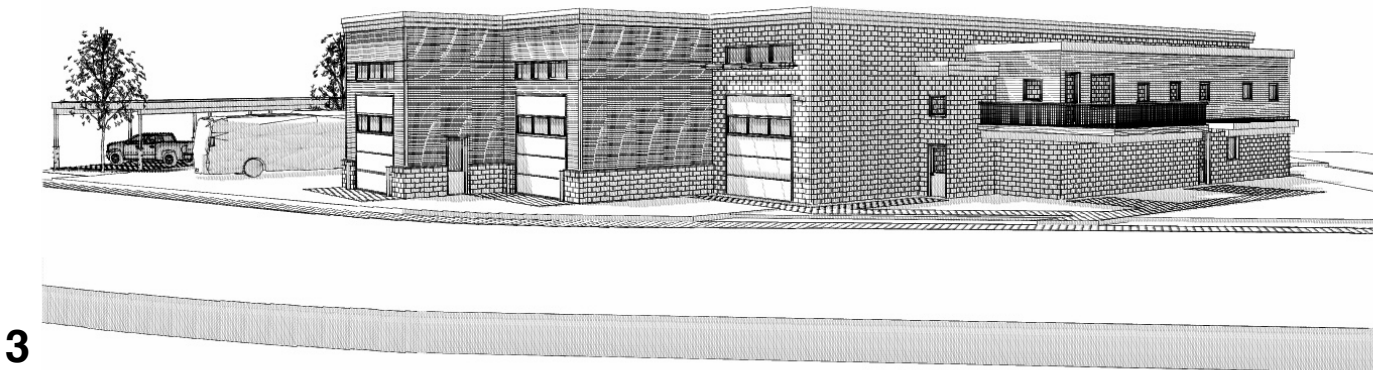
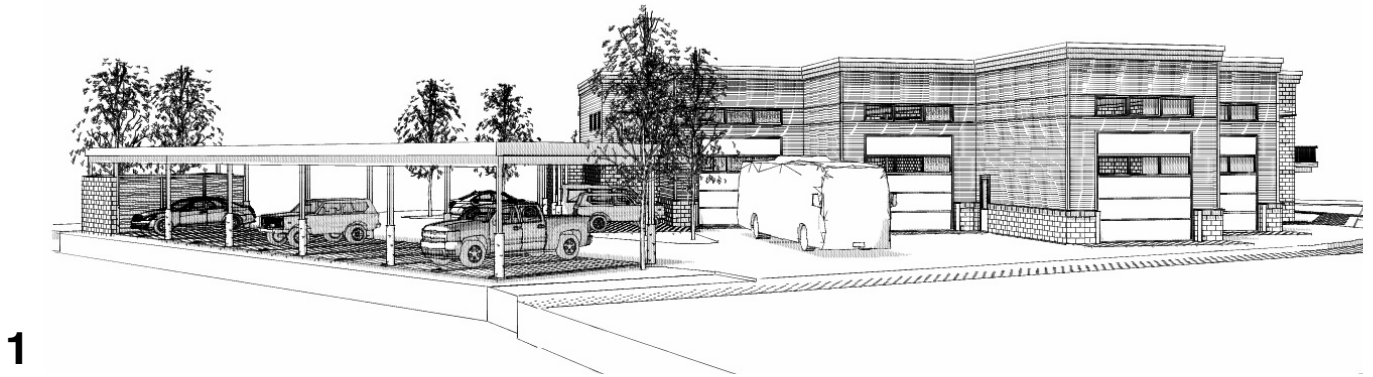


3





NEW ADDITION





City of Ketchum

Agency Name: Sun Valley Economic Development
Project Name: FY24 Funding Request
Contact Person: Harry Griffith
Address: POB 3893 Ketchum, ID 83340
Email: harry@sunvalleyeconomy.org
Phone Number: 208-721-7847

Please provide the information requested below and return via email to aswindley@ketchumidaho.org by end of day, **Friday, April 21, 2023**.

- City Council's Budget Strategic Session will be on Monday, June 26, 2023 from 9-1 pm (to be confirmed/agenda to follow)
- The public hearing will be on July 17th, with the readings as follows:
 - 1st – August 7st | 2nd – August 21 | 3rd – September 5th

Feel free to expand the text fields. Supporting documents or any additional information for consideration are welcome as attachments.

If any of the below items do not apply to your request, please indicate with N/A.

-
1. Amount requested for fiscal year 2024: \$ 15,000_____
 2. What percentage of your overall budget does the requested amount represent? 7___ %
Please submit a budget sheet for FY2022 and FY2023 that shows overall revenue and expenditures.
 3. How would your program or project be impacted if it did not receive funding from the City or if funding were reduced? (Expand the box as needed or submit separately.)

Access to grant dollars from the Idaho Dept. of Commerce Rural ED Grant program would not be possible, and projected funding from the five other Blaine Co municipalities would be very difficult unless the City demonstrated leadership through this budget request. With the largest business community and employer base, Ketchum's continued support is critical. In order to leverage more than the projected \$55k in Blaine Co. non-Ketchum public sector and \$60k in private sector funding, the City contribution plays a pivotal "key contributor" role.

4. If you received funds from the City in fiscal year 2023, please provide specific examples of how those funds were used to benefit the community. (Expand the box as needed or submit separately.)

1. Growth/expansion of the Sun Valley Culinary Institute programs & staff
2. \$25k grant recipient for Talent Pipeline Management needs and implementation assessment
3. Participation in Wood River Early Learning Collaborative
4. Delivery of economic data and analyses to inform public & private decision-making
5. Guidance to businesses on accessing external capital, succession planning and business plans.

An updated ROI calculation based on methodology used by other leading Idaho ED organization is attached.

5. If you receive funds from the City in fiscal year 2024, please provide specific goals set by your organization. (Expand the box as needed or submit separately.)

SVED delivers projects and programs that create economic value for Ketchum through:

1. More Jobs: Retain existing and attract new businesses
2. Improved Sales: Increase business traffic & reduce seasonality
3. Better Decision Making: Provide timely data & analysis on the local economy
4. Removing Obstacles: Improve the local business environment
5. Delivering Significant ROI: real and positive community-wide impact from sponsored projects & programs

A strategic plan and performance metrics for SVED's current fiscal year is attached.



**SUN VALLEY
ECONOMIC
DEVELOPMENT**

SVED 2023 Strategic Plan

APPROVED

2023 Action Plan - Framework

Performance Objective Number	Action Plan Category	Strategic Categories
1	Business Attraction, Expansion, Retention and/or Creation	BUSINESS +
2		HOUSING & ACCOMMIDATION
3		INFRASTRUCTURE
4		WORKFORCE
5	Place Making	RECREATION
6		EVENTS
7	Training	PROFESSIONAL
8		OTHER
9	Other	MEMBERSHIP
10		FINANCIAL
11		ORGANIZATIONAL

Strategic Plan - Business Attraction, Creation, Expansion & Retention

	Potential Strategy	Potential Tactics/Projects	Priority/ Weight (3=Hi)	Potential Targets
1	Attract & recruit specific/ focused relocation leads	Food & Beverage services Small professional offices Outdoor recreation startups	3	New/existing restaurants/brands Professional, PE, VCs, etc. Ski, bike, etc
2	Respond to Commerce RFPs	As needed	2	Smaller low-infrastructure co's
3	Solicit & draft Idaho incentive/other grant applications	Tax Reimbursement Incentive (TRI) Property Tax Exemption (PTE) Advantage, STEP & other	3	SUN FBO 2, etc Steadfast Prop, etc.
4	Regular outreach to local businesses and organizations	Meetings & phone calls Succession planning	3	Commerce 75 list, minority business Aging business owners
5	Provide access to external funding sources	SBA program applications BBB grant applications Other agency applications Local grant applications	3	SBA loan application candidates Seminars & grant support Advise on other grant programs
6	Community education & advocacy	Prepare periodic economic analyses Publish membership newsletters Advocate on critical business issues	3	Quarterly issuance Monthly issuance Regultry issues, LOT, new technology

Strategic Plan - Housing/Accommodation & Infrastructure

	Potential Strategy	Potential Tactics/Projects	Priority/ Weight (3=Hi)	Potential Targets
1	Community Education & Advocacy	Affordable, Middle Income, Professional Multi-family, Tiny Home, other Regulatory policy changes Increase supply incentives LOT for housing	3	Analysis, tracking & reporting Steadfast, ARCH, other Height, density, other zoning policies Property Tax Exemption improvement Analysis for ballot measure
2	Increase Accessible Rental Options	Long-term rental incentive policies Short Term Rental market analysis	2	Rent rates, residency restrictions Incentivize ST>LT rental conversion
3	Expand Accommodation & Lodging Options	Hotel projects Support WR Tourism & Lodging Coalitions	2	Marriott Signature, Harriman, etc ExCo participation & data analysis
4	Expand Sustainability Infrastructure	Sustainability Committee participation Baldy Forest Health participation Identify & share grant opportunities	2	Support lead organization efforts
5	Improve Transportation Systems	Increase SUN access & capabilities Improve Commuting/Public Transit	1	Support lead organization efforts

Strategic Plan - Workforce

	Potential Strategy	Potential Tactics/Projects	Priority/ Weight (3=Hi)	Potential Targets
1	Improve Vocational Pathways	Leverage TPM® infrastructure Build Apprenticeship programs Create Internship/other programs	3	Inventory business needs SV Culinary Institute, Const/Trades Engage local educators & NFPs
2	Expand Childcare Options	Increase existing capacity Develop new capacity	2	Early Youth Educational committee participation
3	Attract Talent	Quality of Place marketing Remote worker marketing Corporate event leverage	1	New QOP metrics & campaign Friends & family, trailing spouses, etc Enhance experiences & exposure
4	Community Education & Advocacy	Living wage/ALICE analysis Labor statistics analysis	1	Support lead organization efforts Analyze workforce gaps

Strategic Plan - Place Making/Training/Other

	Potential Strategy	Potential Tactics/Projects	Priority/ Weight (3=Hi)	Potential Targets
1	Increase recreational assets & opportunities	Grow Sun Valley Culinary Institute Baldy Forest Health participation Develop new RV parks	3	Increase BCSD & rest. engagement Private land match applications Parcel advocacy
2	Deliver SVED Community Events	Conduct 1-3 Forums and/or Summit Implement social media program	3	Keynote speakers, vibrant themes LinkedIn, etc
3	Improve SVED team skills & influence	Increased IEDA engagement RIVDA Loan Board participation	2	Participate in Legislative committee Conduct SBA regional loan reviews
4	Expand Membership rooster	Improve member value proposition Sustain participating membership Broadcast SVED successes	3	Adjust membership benefits Achieve 75 business outreach target ROI methodology
5	Maintain/improve Financial Performance	Optimize P&L performance Secure additional grants Optimize EIDL loan	3	Positive Summit & overall P&L iWDC/other program admin. fees Secure incremental interest
6	Optimize organizational Structure	Evaluate collaboration alternatives Refresh Board Access additional work capacity	3	Other NFPs Diversity & new blood Board volunteers, interns, other

SVED 2023 Performance Criteria

ANNUAL PERFORMANCE CRITERIA (DRAFT)					
Performance Objective Number	Action Plan Category	Performance Criteria/Assessment	Target Date for Delivery	Weight (1=lo, 3=hi)	%
1	Business Attraction, Retention & Expansion	Attract & recruit businesses for relocation based on targeted criteria such as industry, scale, local impacts & doability; support with provision of timely advise/ data	30-Dec-23	3	13%
2		Advocate for and/or support five (5) local businesses with economic development objectives and/or with government incentive programs.	30-Dec-23	3	13%
3		Develop/support workforce housing project implementation	30-Dec-23	3	13%
4		Participate in five (5) tourism/hospitality-related expansion activites/programs	30-Dec-23	2	8%
5		Support expansion of professional & other programs at Sun Valley Culinary Institute	30-Dec-23	2	8%
6	Place Making	Provide strategic and/or analytical support to three (3) community events, organizations and/or networks	30-Dec-23	1	4%
7		Deliver three (3) community educational events	30-Nov-23	2	8%
8		Conduct a minimum of six (6) annual conversations with each local government/representative	30-Dec-23	2	8%
9	Training	Particpate in eight (8) community economic development seminars, conferences, networking, webinar and/or other events	30-Dec-23	1	4%
10	Other	Outreach to eight (8) local businesses/organizations per month	30-Dec-23	3	13%
11		Secure seven (7) new or lapsed members, and maintain YE membership of 75	30-Dec-23	2	8%
12		Maintain three (3) year ROI of at least \$5 delivered for each \$1 invested by community	30-Dec-23	3	13%
13		Deliver positive YE net operating income	30-Dec-23	3	13%

Sun Valley Economic Development, Inc.
FY 2022 ACTUALS
 January - December 2022

	FY22	
	Actual	Budget
Income		
Income		
Events		
Summit		
Registrations	5,175	7,500
Sponsorships	2,100	7,500
Total Summit	\$ 7,275	\$ 15,000
Total Events	\$ 7,275	\$ 15,000
Grant Income		
Idaho Power		2,500
IWDC Grant Incoe (Restricted)	3,125	
Other Grant Income	1,000	
State Dept of Commerce	27,200	24,150
Total Grant Income	\$ 31,325	\$ 26,650
Private Sector		
Membership	51,150	40,000
Total Private Sector	\$ 51,150	\$ 40,000
Public Sector		
Blaine County		30,000
Hailey	3,000	4,000
Ketchum	10,000	10,000
Kura	15,000	15,000
Sun Valley	7,500	8,500
Total Public Sector	\$ 35,500	\$ 67,500
Total Income	\$ 125,250	\$ 149,150
Interest Income	5	12
z In Kind Revenue & Services	15,800	15,000
Total Income	\$ 141,055	\$ 164,162
Gross Profit	\$ 141,055	\$ 164,162
Expenses		
Expenses		
Project Expenses		
Forums & Meetings	0	
Incubation		
Culinary	1,000	
Total Incubation	\$ 1,000	\$ 0
Total Project Expenses	\$ 1,000	\$ 0
Total Expenses	\$ 1,000	\$ 0
Office Administration		
Accounting		

Late Receipt; included in 2023 financials

General Accounting	4,223	3,600
Tax Preparation	1,077	1,200
Total Accounting	\$ 5,299	\$ 4,800
Bank Costs	855	600
Dues & Subscriptions	759	350
Other Fees & Service	2,687	1,700
Total Office Administration	\$ 9,601	\$ 7,450
Operating Expenses		
Compensation		
Executive Director		
Base	100,000	98,663
Bonus	8,530	9,733
Total Executive Director	\$ 108,530	\$ 108,396
Total Compensation	\$ 108,530	\$ 108,396
Consulting	7,209	8,000
Marketing	5,806	5,500
Professional Fees		200
Training	535	500
Travel, Meals & Entertainment Expense	5,665	5,000
Web Site	390	1,000
Total Operating Expenses	\$ 128,135	\$ 128,596
Uncategorized Expense		535
Total Expenses	\$ 138,737	\$ 136,581
Net Operating Income	\$ 2,319	\$ 27,581
Other Expenses		
In-Kind Revenue & Services	15,800	15,000
Loans Repayment & Miscellaneous	0	1,905
Total Other Expenses	\$ 15,800	\$ 16,905
Net Other Income	\$ -15,800	\$ -16,905
Net Income	\$ -13,481	\$ 10,676

Thursday, Feb 09, 2023 12:03:40 PM GMT-8 - Accrual Basis

Sun Valley Economic Development, Inc.
FY 2023 Budget APPROVED
 January - December

Approved
FY23
Budget

Income	
Income	
Events	
Summit	
Registrations	\$ 2,000
Sponsorships	\$ 7,500
Total Summit	<u>\$ 9,500</u>
Total Events	<u>\$ 9,500</u>
Grant Income	
Idaho Power	
IWDC Grant Incoe (Restricted)	\$ 21,875
Other Grant Income	\$ 1,000
State Dept of Commerce	<u>\$ 24,100</u>
Total Grant Income	<u>\$ 46,975</u>
Private Sector	
Membership	<u>\$ 60,000</u>
Total Private Sector	<u>\$ 60,000</u>
Public Sector	\$ -
Blaine County	\$ 55,000
Hailey	\$ 3,000
Ketchum	\$ 15,000
Kura	\$ 5,000
Sun Valley	<u>\$ 6,500</u>
Total Public Sector	<u>\$ 84,500</u>
Total Income	<u>\$ 200,975</u>
Interest Income	\$ 2,800
z In Kind Revenue & Services	<u>\$ 18,000</u>
Total Income	<u>\$ 221,775</u>
Gross Profit	<u>\$ 221,775</u>
Expenses	
Expenses	
Project Expenses	
Forums & Meetings	\$ 10,000
Incubation	
Culinary	\$ 1,000
Total Incubation	<u>\$ 1,000</u>
Total Project Expenses	<u>\$ 11,000</u>
Total Expenses	<u>\$ 11,000</u>
Office Administration	\$ -
Accounting	

General Accounting	\$ 5,000
Tax Preparation	\$ 1,500
Total Accounting	\$ 6,500
Bank Costs	\$ 900
Dues & Subscriptions	\$ 1,000
Other Fees & Service	\$ 3,000
Total Office Administration	\$ 24,400
Operating Expenses	
Compensation	
Executive Director	
Base	\$ 100,000
Bonus	\$ 10,000
Total Executive Director	\$ 110,000
Total Compensation	\$ 110,000
Consulting	\$ 29,875
Marketing	\$ 10,000
Professional Fees	\$ 200
Training	\$ 800
Travel, Meals & Entertainment Expense	\$ 5,300
Web Site	\$ 1,600
Total Operating Expenses	\$ 157,775
Uncategorized Expense	\$ -
Total Expenses	\$ 193,175
Net Operating Income	\$ 28,600
Other Expenses	
In-Kind Revenue & Services	\$ 18,000
Loans Repayment & Miscellaneous	\$ 4,572
Total Other Expenses	\$ 22,572
Net Other Income	\$ 6,028
Net Income	\$ 6,028

Thursday, Feb 09, 2023 12:03:40 PM GMT-8 - Accrual Basis