



---

# KAUKAUNA NEW MIDDLE SCHOOL

KAUKAUNA, WI, 54130



---

## PLANNING COMMISSION

11/26/2025

PROJECT NUMBER: 323425-01

© 2025 Epstein Uhen Architects, Inc.



E

PROJECT INFORMATION

KAUKAUNA NEW  
MIDDLE SCHOOL

D KAUKAUNA, WI,  
54130

ISSUANCE AND REVISIONS

DATE	DESCRIPTION
11/26/2025	PLANNING COMMISSION

C

KEY PLAN

B

SHEET INFORMATION

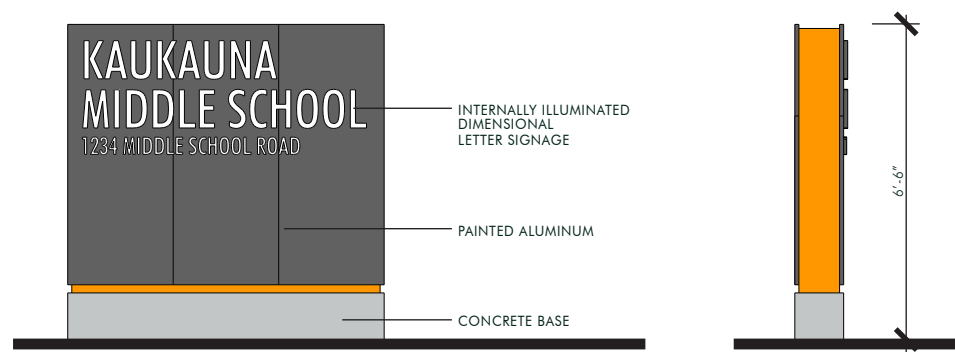
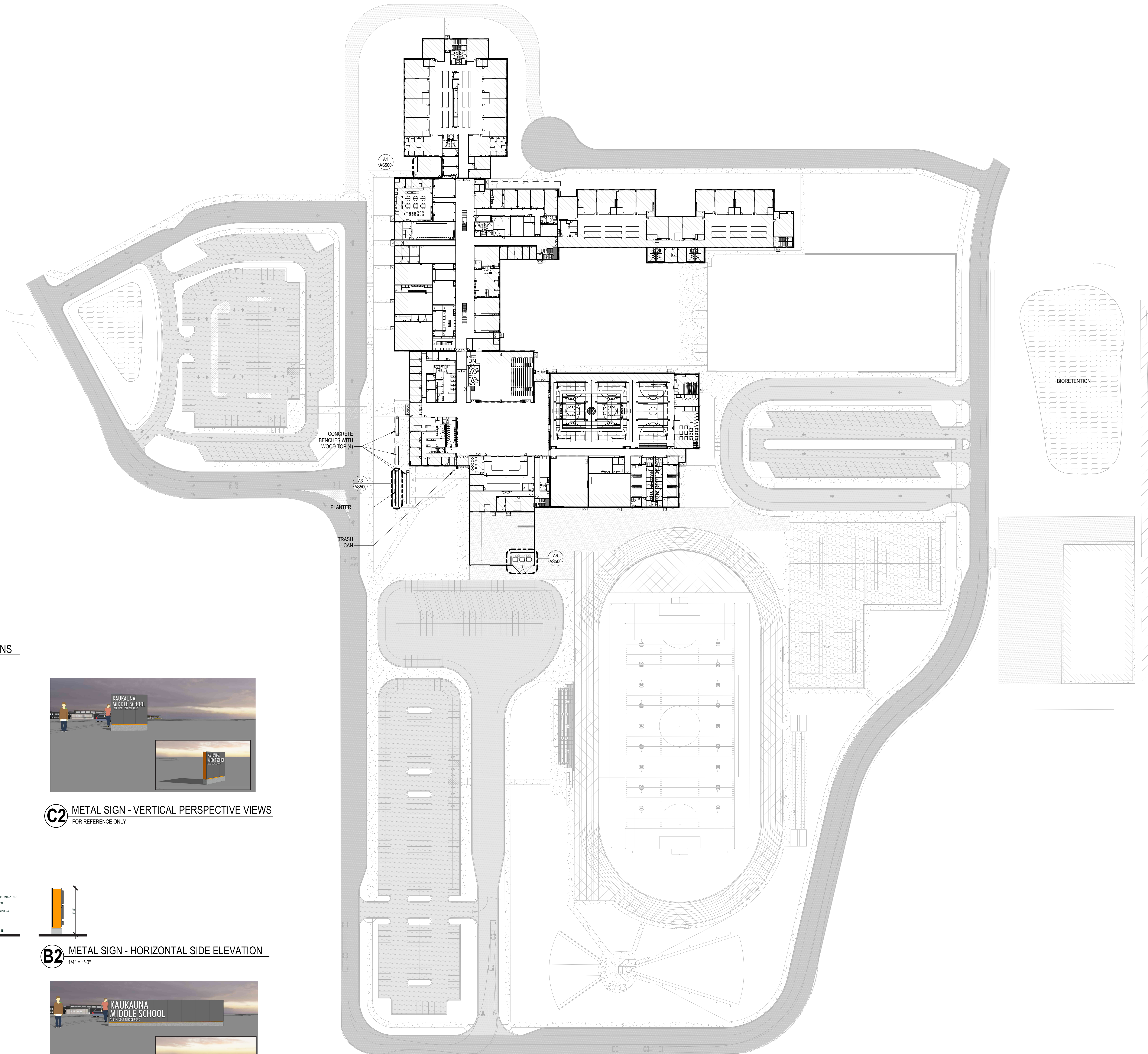
**PROGRESS DOCUMENTS  
NOT FOR CONSTRUCTION**  
These documents reflect progress and intent and may be subject to change, including additional detail. These are not final construction documents and shall not be used for final bidding or construction-related purposes.

PROJECT MANAGER RS  
PROJECT NUMBER 323425-01

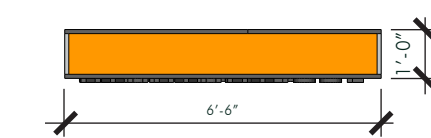
ARCHITECTURAL  
SITE PLAN

AS100


© 2025 Epstein Uhen Architects, Inc.



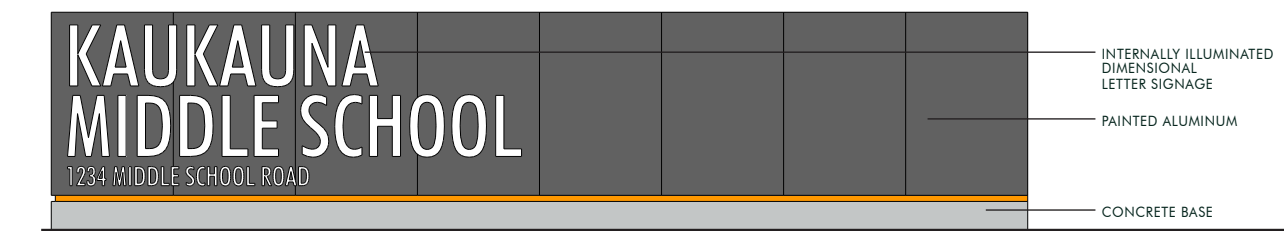
**D1** METAL SIGN - VERTICAL FRONT & SIDE ELEVATIONS  
1/4" = 1'-0"



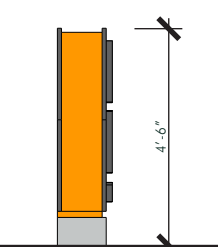
**C1** METAL SIGN - VERTICAL PLAN  
1/4" = 1'-0"  
REFER TO CIVIL PLANS FOR SIGN LOCATIONS



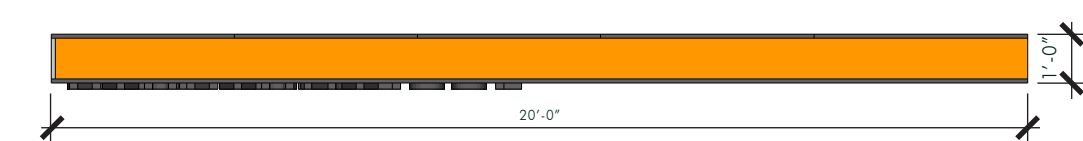
**C2** METAL SIGN - VERTICAL PERSPECTIVE VIEWS  
FOR REFERENCE ONLY




**B1** METAL SIGN - HORIZONTAL FRONT ELEVATION  
1/4" = 1'-0"



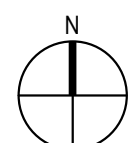
**B2** METAL SIGN - HORIZONTAL SIDE ELEVATION  
1/4" = 1'-0"



**A1** METAL SIGN - HORIZONTAL PLAN  
1/4" = 1'-0"  
REFER TO CIVIL PLANS FOR SIGN LOCATIONS



**A2** METAL SIGN - HORIZONTAL PERSPECTIVE VIEWS  
FOR REFERENCE ONLY



**A3** ARCHITECTURAL SITE PLAN  
1" = 60'-0" | AS100



KEYNOTES PER SHEET	
0101	ALIGN
B2010-06	BRICK ON 12" CMU, REFER TO A000



milwaukee | madison | green bay | denver | atlanta

E

PROJECT INFORMATION

KAUKAUNA NEW  
MIDDLE SCHOOL

D KAUKAUNA, WI,  
54130

ISSUANCE AND REVISIONS

DATE	DESCRIPTION
11/26/2025	PLANNING COMMISSION

C

KEY PLAN

B

SHEET INFORMATION

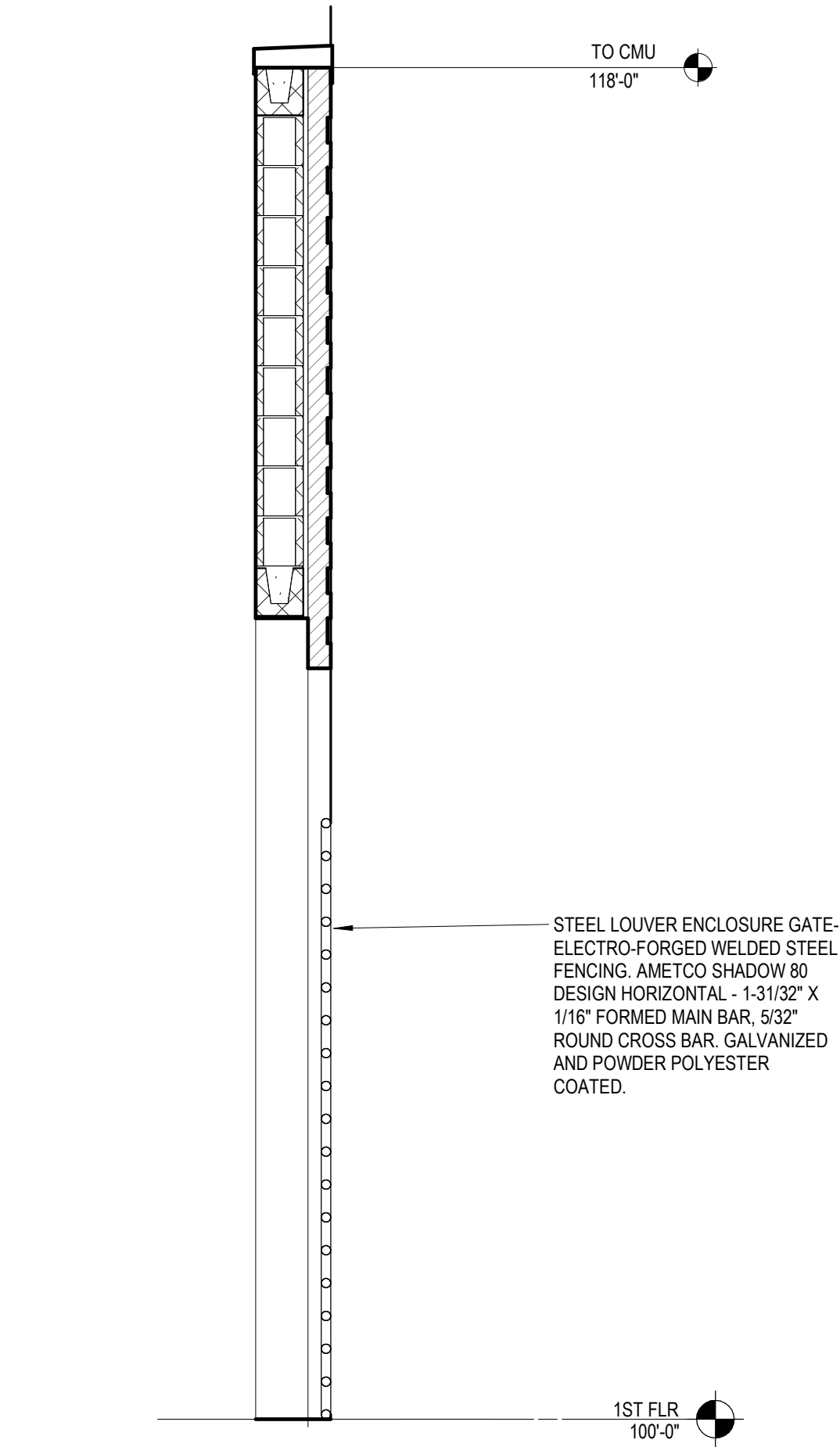
**PROGRESS DOCUMENTS  
NOT FOR CONSTRUCTION**  
These documents reflect progress and intent and may be subject to change, including additional detail. These are not final construction documents and shall not be used for final bidding or construction-related purposes.

PROJECT MANAGER RS  
PROJECT NUMBER 323425-01

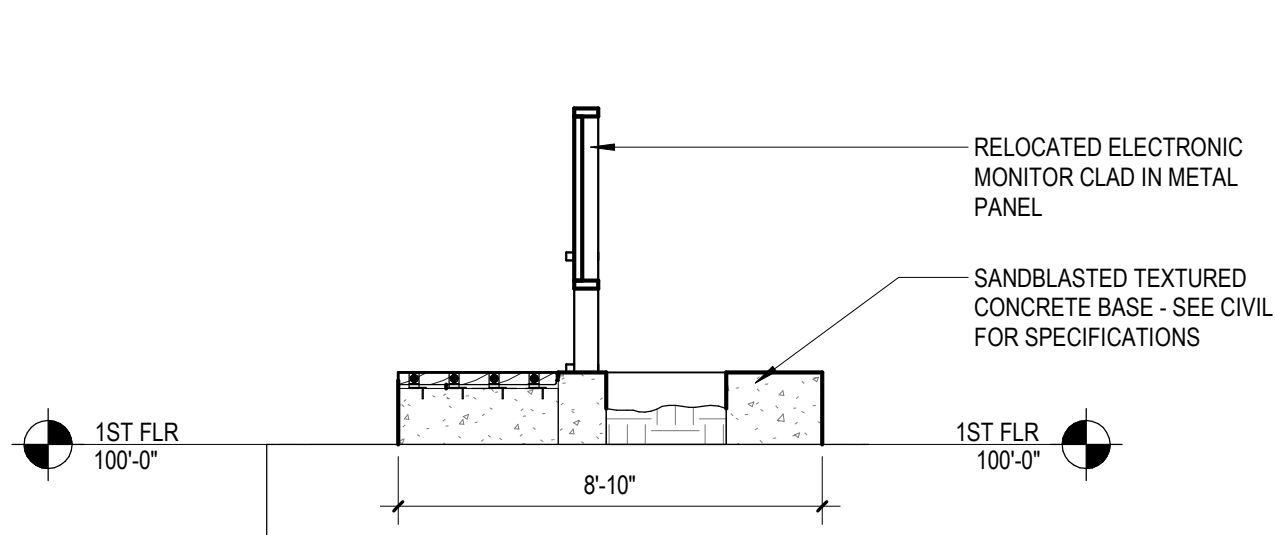
SITE DETAILS

**AS500**

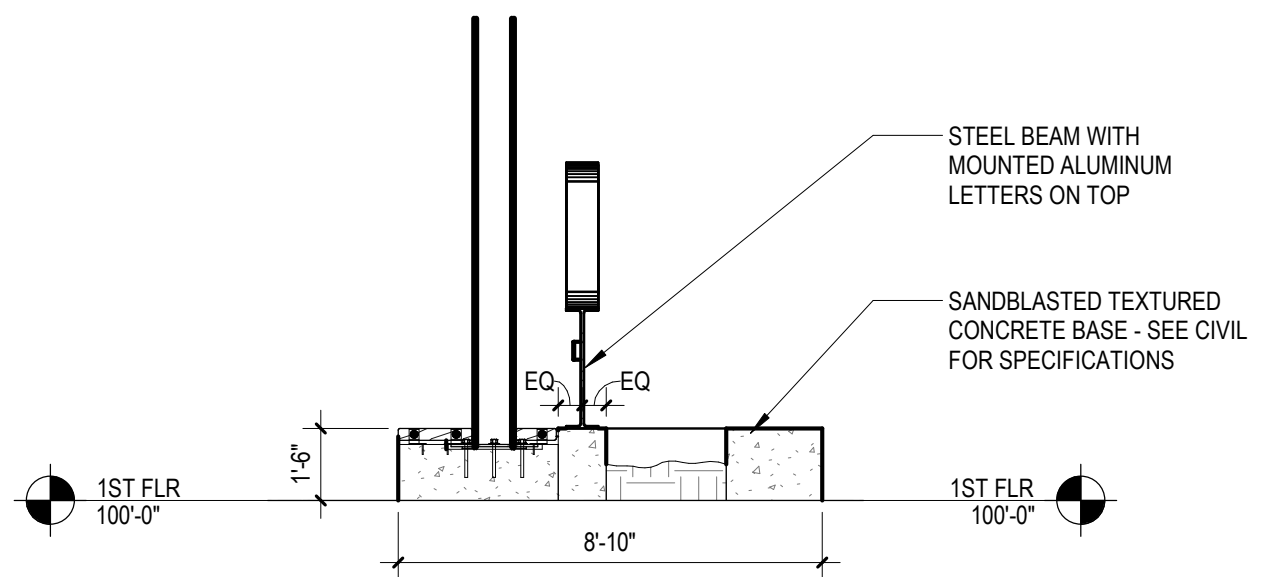
© 2025 Epstein Uhen Architects, Inc.



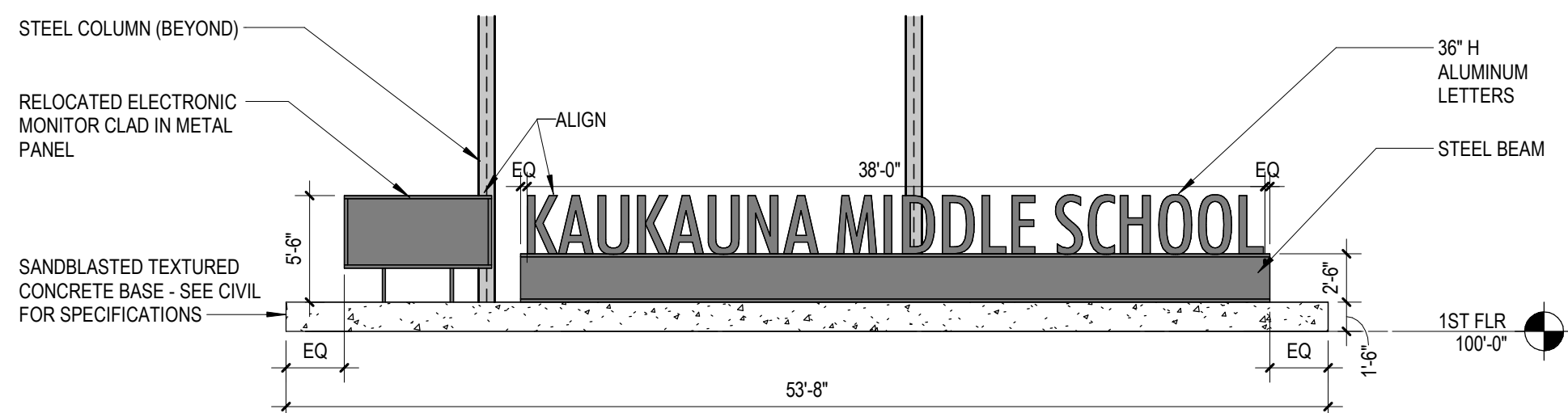
**D3** ENCLOSURE GATE SECTION  
1/2" = 1'-0" | AS500



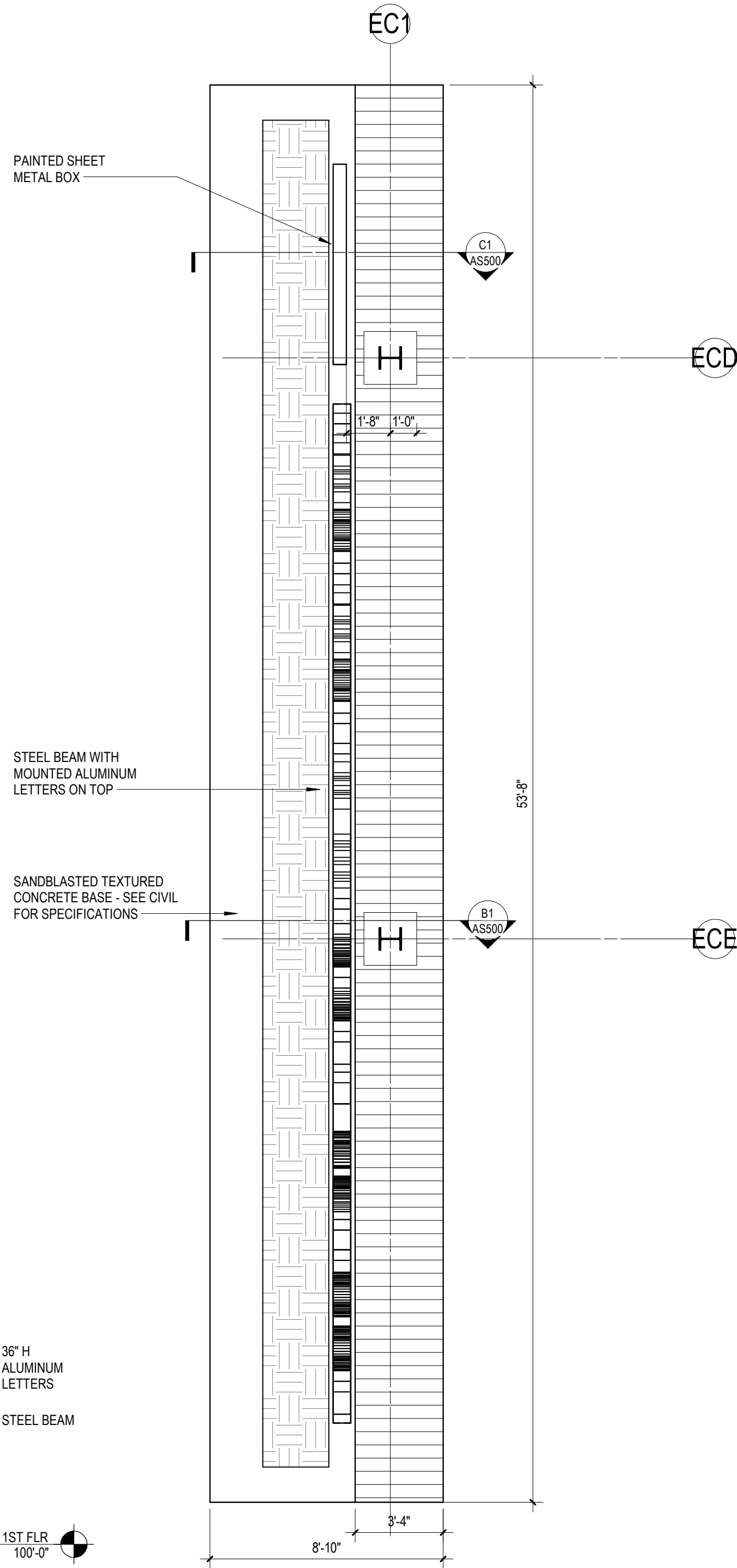
**C1** PLANTER MONITOR SECTION  
1/4" = 1'-0" | AS500



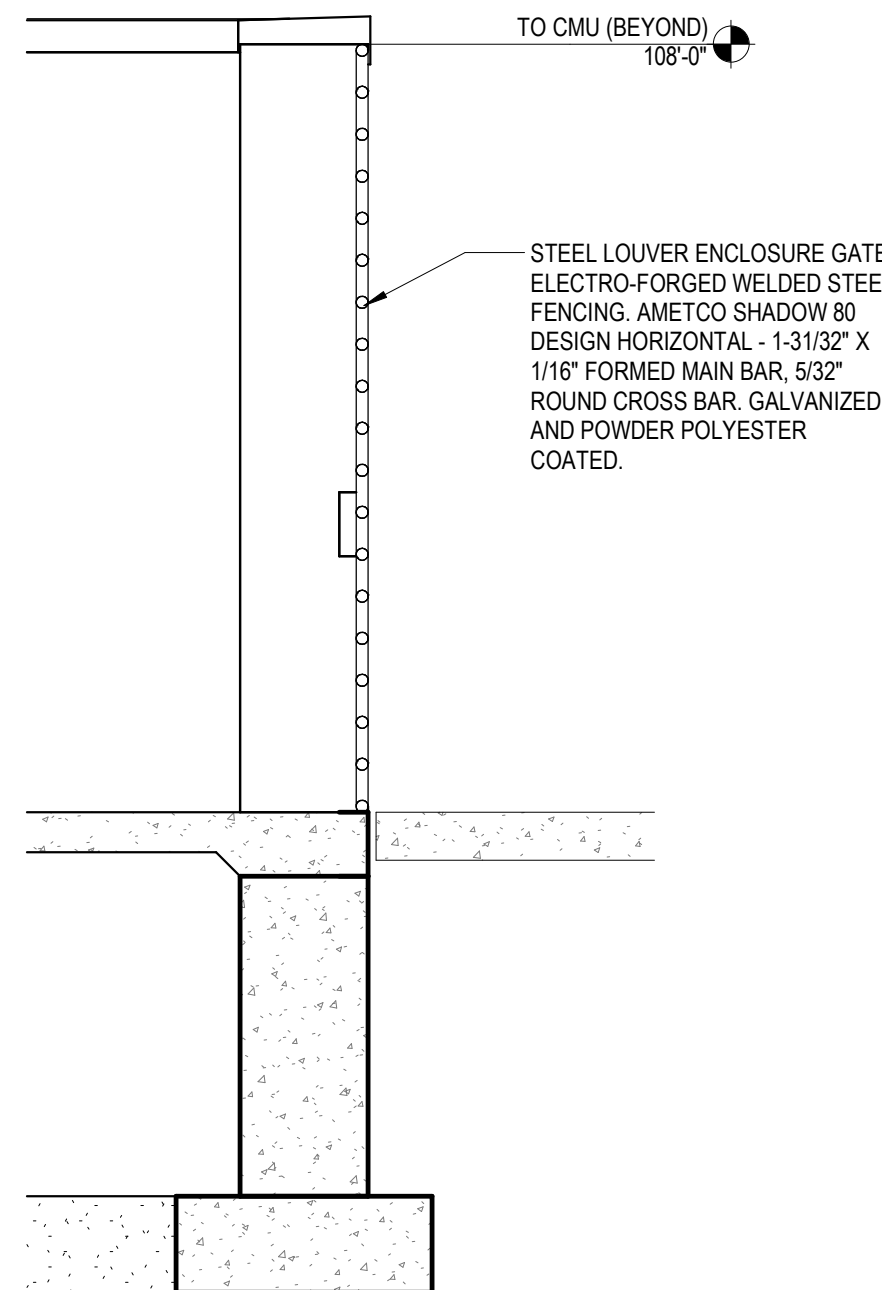
**B1** PLANTER SECTION  
1/4" = 1'-0" | AS500



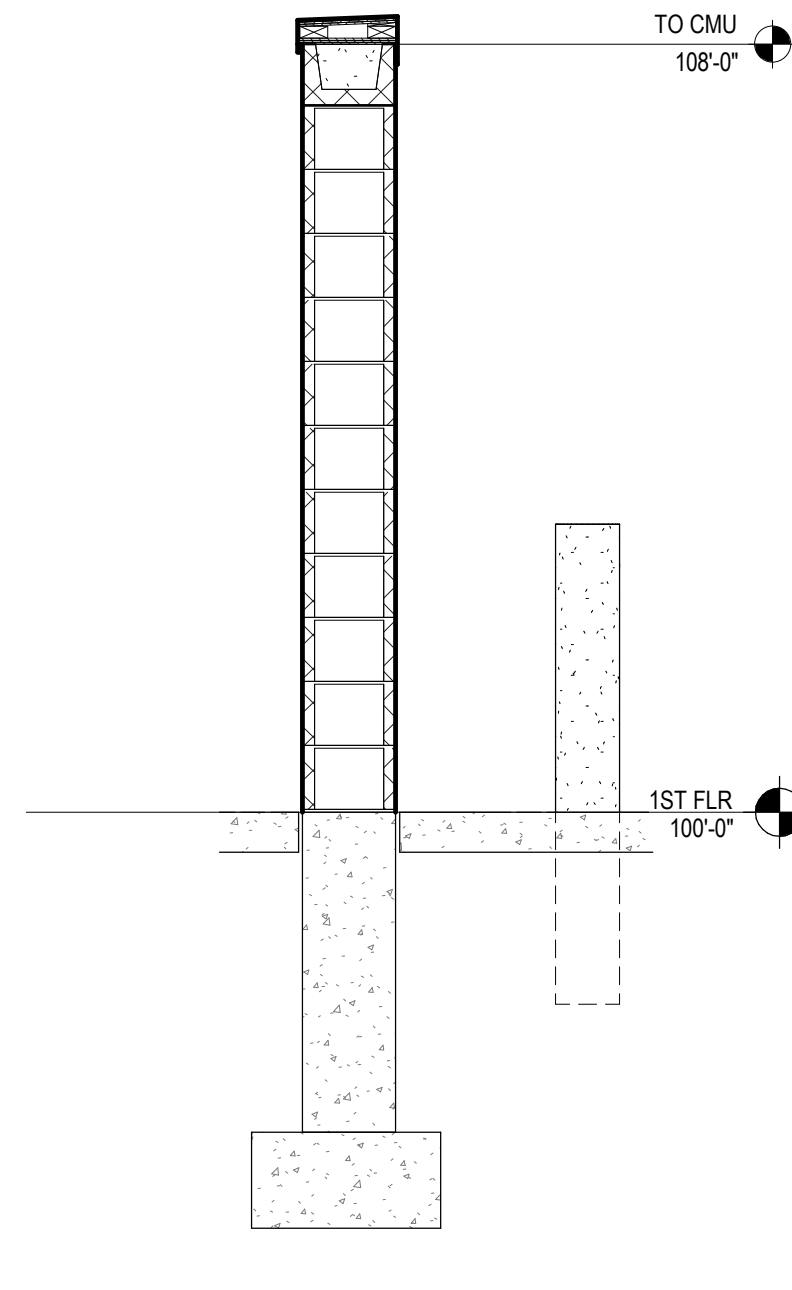
**A1** PLANTER ELEVATION  
1/8" = 1'-0" | AS500



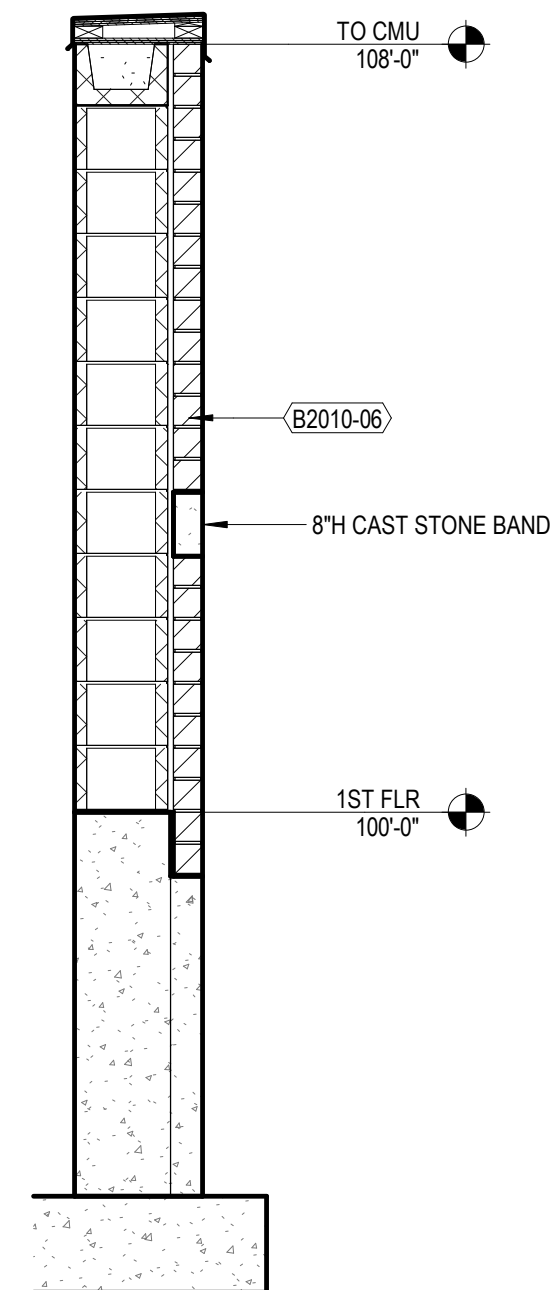
**A3** PLANTER ENLARGED PLAN  
1/4" = 1'-0" | AS500



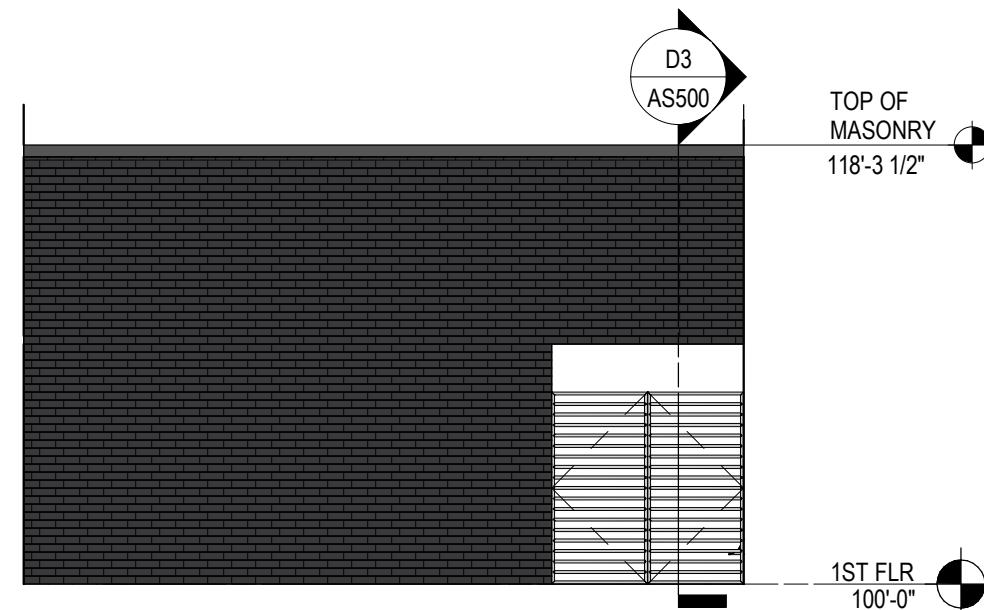
**C4** DUMPSTER GATE SECTION  
1/2" = 1'-0" | AS500



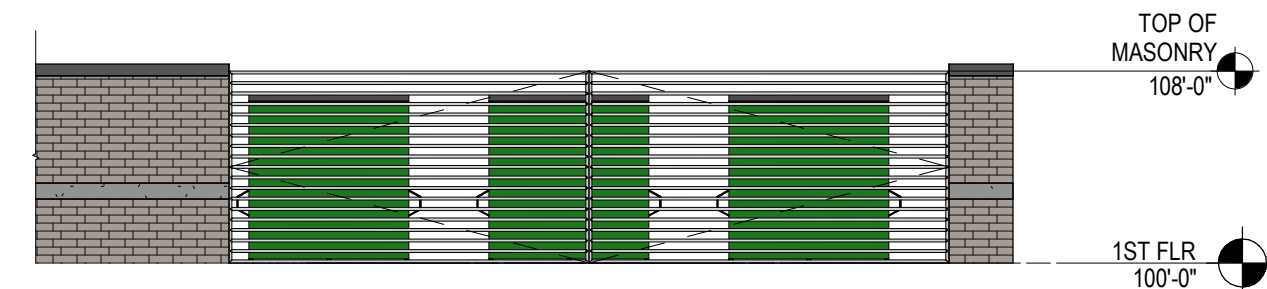
**C6** DUMPSTER ENCLOSURE SECTION  
1/2" = 1'-0" | AS500



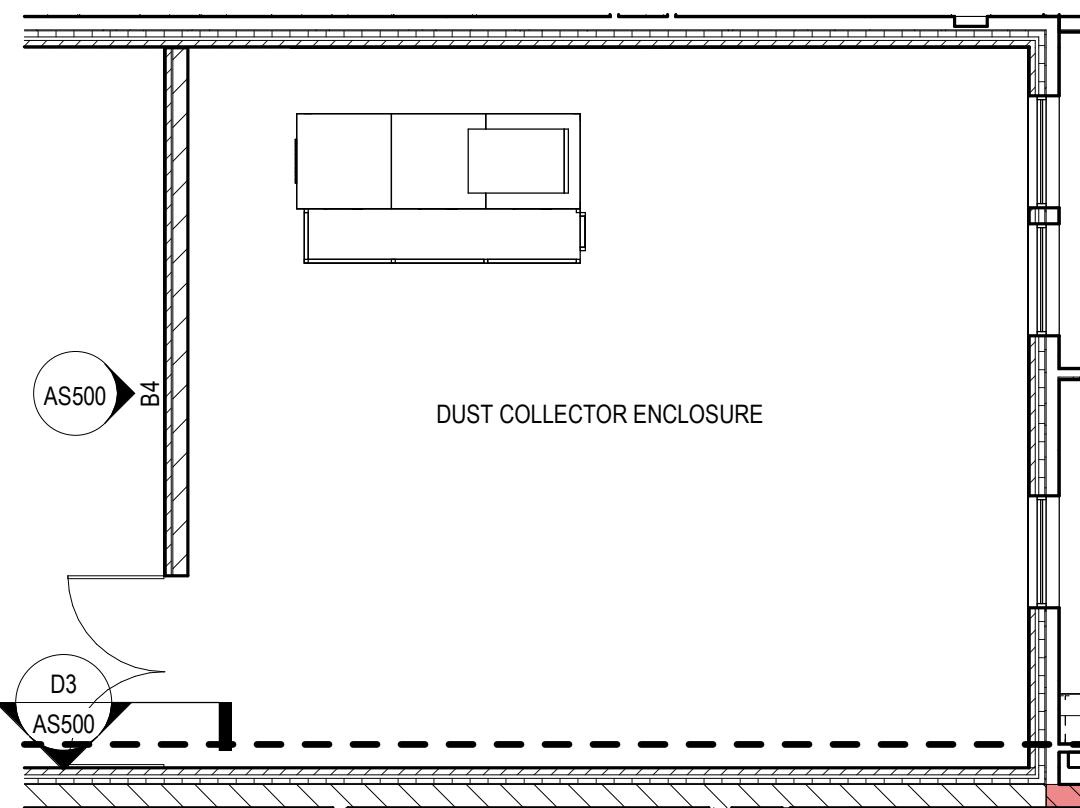
**C7** AREA A2 - SECTION 8  
1/2" = 1'-0" | AS500



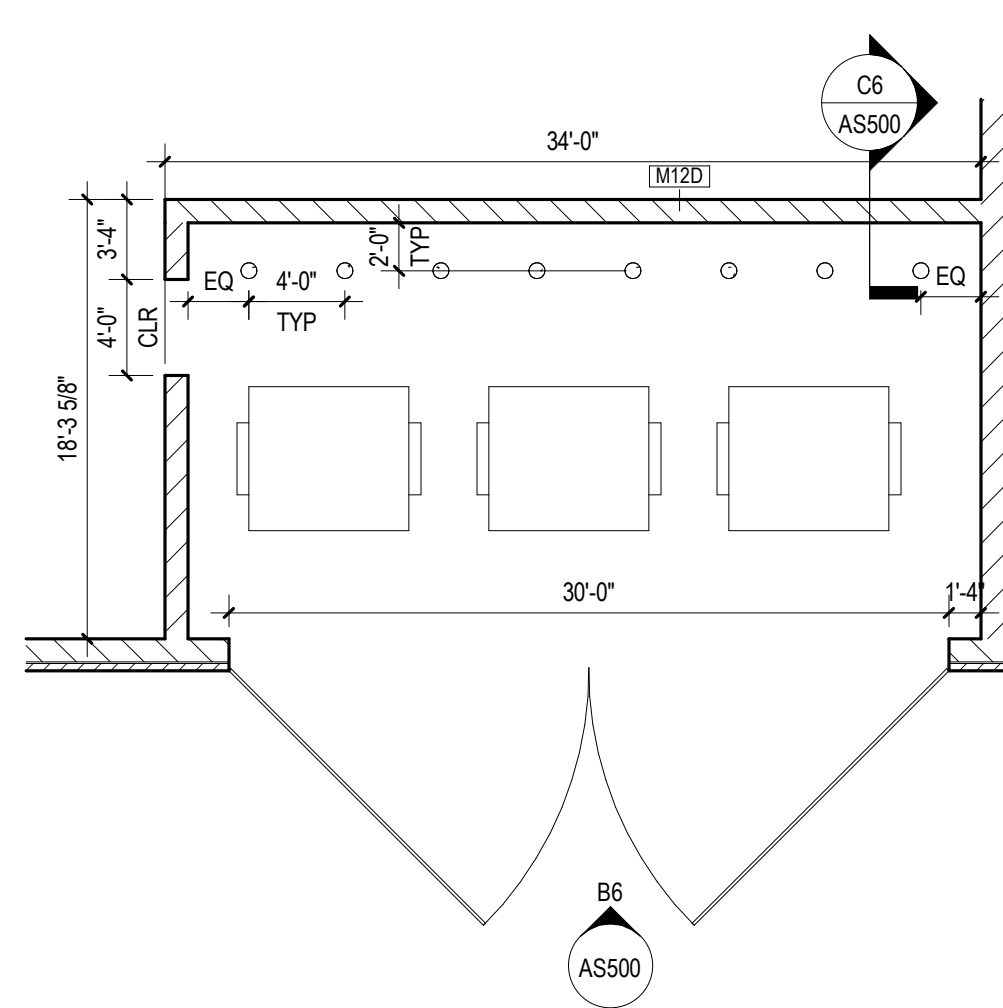
**B4** DUST COLLECTOR ENCLOSURE ELEVATION - WEST  
1/8" = 1'-0" | AS500



**B6** DUMPSTER ENCLOSURE ELEVATION  
1/8" = 1'-0" | AS500

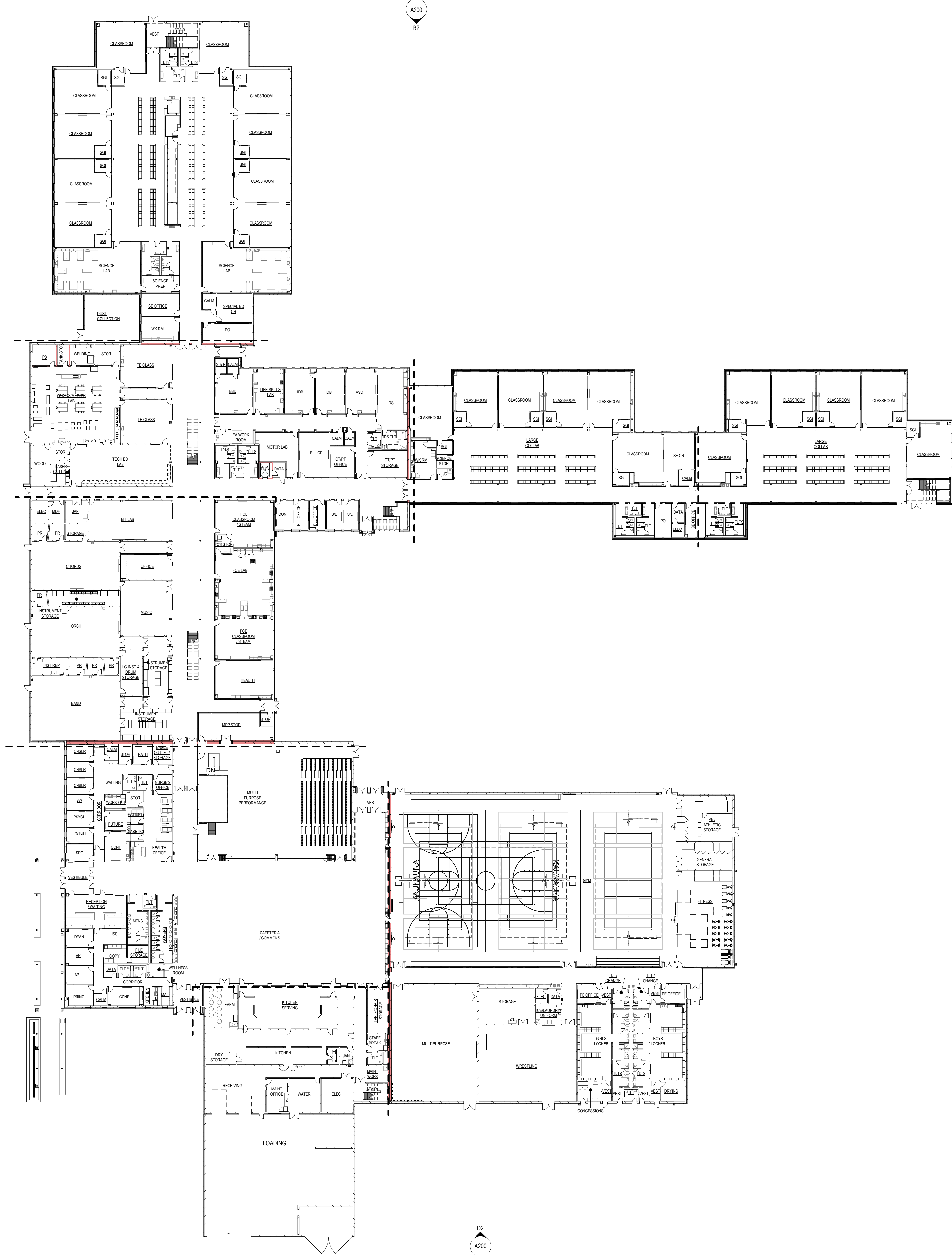


**A4** DUST COLLECTOR ENCLOSURE ENLARGED PLAN - WEST  
1/8" = 1'-0" | AS500



**A6** DUMPSTER ENCLOSURE ENLARGED PLAN  
1/8" = 1'-0" | AS500





FLOOR PLAN NOTES

A. BEFORE BEGINNING WORK, VERIFY THE EXISTENCE AND LOCATION OF PLUMBING, MECHANICAL AND ELECTRICAL SYSTEMS AND OTHER CONSTRUCTION AFFECTING THE WORK. IF DISCREPANCIES ARE DISCOVERED, NOTIFY ARCHITECT PROMPTLY.

B. ALL DIMENSION STRINGS ARE TO FINISH FACE OF WALL, UNLESS NOTED OTHERWISE

C. REFER TO SHEET A010 FOR REFERENCED PARTITION TYPES AND DETAILS. WALLS NOT TAGGED ON THESE PLANS SHALL BE PARTITION TYPE S3A-S11.

D. PROVIDE MOISTURE- AND MOLD-RESISTANT GYPSUM BOARD AT THE FOLLOWING LOCATIONS:

- ENTIRE WALL DIRECTLY BEHIND OR ADJACENT TO ANY PLUMBING FIXTURE INCLUDING, BUT NOT LIMITED TO, WATER CLOSETS, SHOWERS, DRINKING FOUNTAINS, SINKS, LAVATORIES AND EYEWASHES.
- ALL WALLS OF AREAS INCLUDING, BUT NOT LIMITED TO, SINGLE OCCUPANT TOILET ROOMS, JANITOR CLOSETS, COMMERCIAL KITCHENS, DISHWASHING, ETC.
- WHERE CERAMIC TILE OR SOLID SURFACE WALL CLADDING IS SCHEDULED, PROVIDE CEMENT BOARD BACKER BOARD IN LIEU OF GYPSUM BOARD.

E. LOCATE ALL DOOR JAMBS 4" FROM ADJACENT PERPENDICULAR WALL, UNLESS NOTED OTHERWISE.

F. PREPARE FLOOR LEVEL AND SMOOTH FOR NEW HARD SURFACE FINISHES.

G. PROVIDE BLOCKING IN WALLS AS REQUIRED FOR NEW MILLWORK, CASEWORK, ACCESSORIES, EQUIPMENT, FIXTURES, AND OWNER'S WALL-MOUNTED EQUIPMENT, INCLUDING BUT NOT LIMITED TO, TELEVISIONS/MONITORS, MARKER BOARDS, TACK BOARDS AND SIGNAGE. COORDINATE WITH OWNER ON LOCATIONS OF WALL-MOUNTED EQUIPMENT.

H. PROVIDE 3/4" FIRE-RETARDANT TREATED PLYWOOD AS BACKING PANELS FOR TELEPHONE & ELECTRICAL EQUIPMENT. INSTALL AT 1'-0" AFF TO FINISHED CEILING. PAINT PLYWOOD TO MATCH ADJACENT WALL FINISH. COORDINATE FINAL SIZE AND LOCATION WITH OWNER.

euta

milwaukee | madison | green bay | denver | atlanta

E

PROJECT INFORMATION

KAUKAUNA NEW MIDDLE SCHOOL

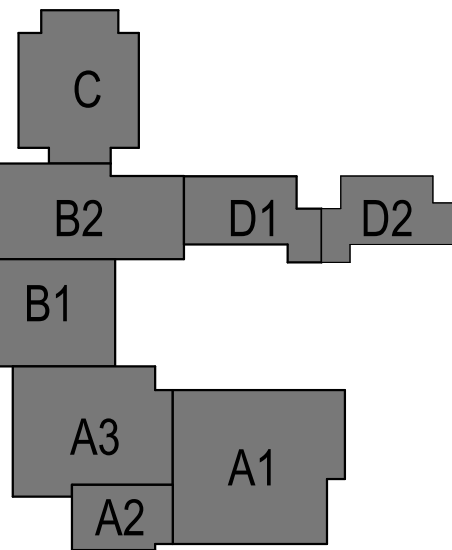
D KAUKAUNA, WI, 54130

ISSUANCE AND REVISIONS

DATE	DESCRIPTION
11/26/2025	PLANNING COMMISSION

C

KEY PLAN



SHEET INFORMATION

PROGRESS DOCUMENTS NOT FOR CONSTRUCTION

These documents reflect progress and intent and may be subject to change, including additional detail. These are not final construction documents and shall not be used for final bidding or construction-related purposes.

PROJECT MANAGER	RS
PROJECT NUMBER	323425-01

1ST FLR PLAN

A101

© 2025 Epstein Uhen Architects, Inc.

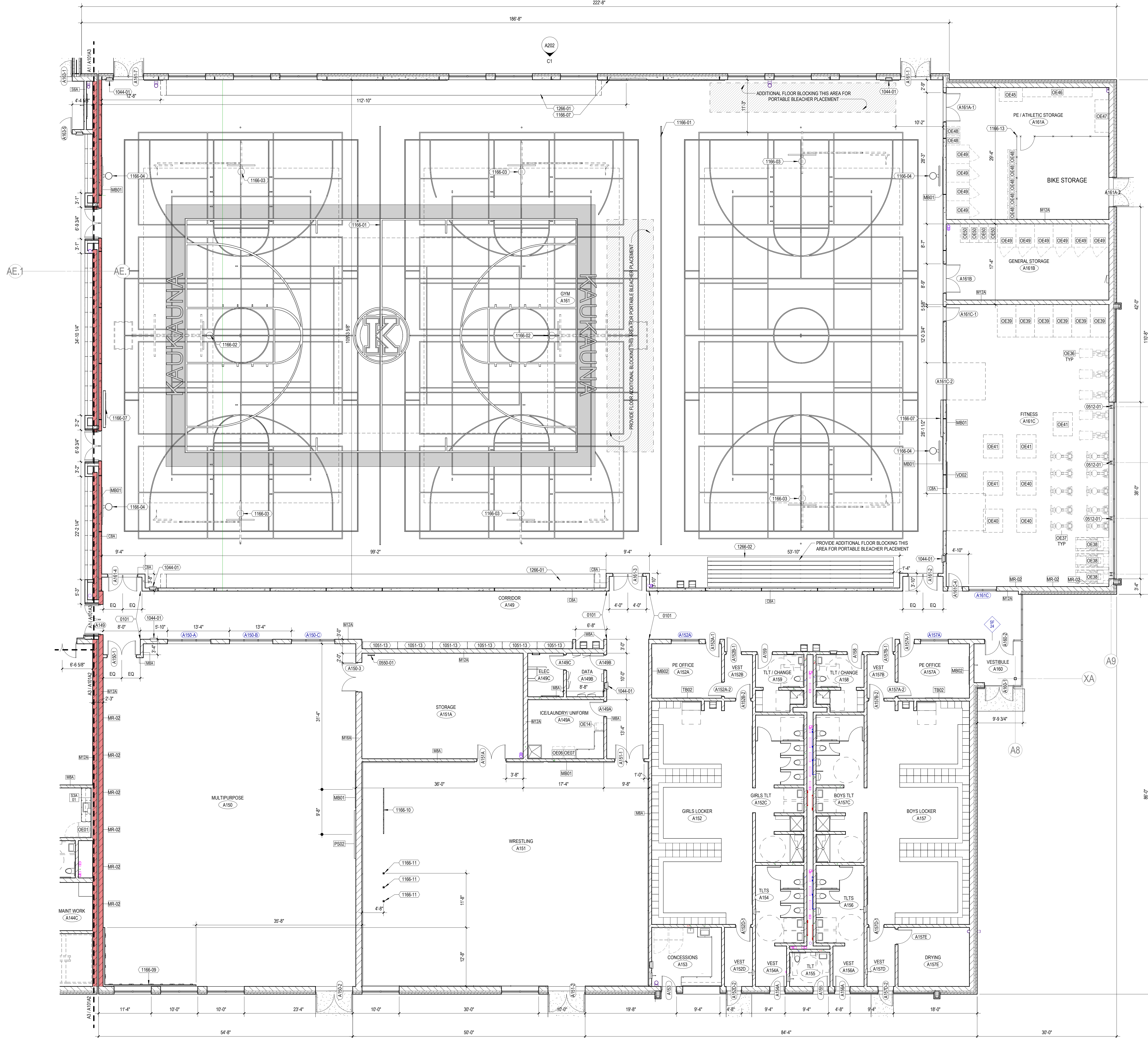
N

A3

OVERALL 1ST FLR PLAN

1" = 30'-0" | A101





- ### FLOOR PLAN NOTES

A. BEFORE BEGINNING WORK, VERIFY THE EXISTENCE AND LOCATION OF PLUMBING, MECHANICAL AND ELECTRICAL SYSTEMS AND OTHER CONSTRUCTION AFFECTING THE WORK. IF DISCREPANCIES ARE DISCOVERED, NOTIFY ARCHITECT PROMPTLY.

B. ALL DIMENSION STRINGS ARE TO FINISH FACE OF WALL, UNLESS NOTED OTHERWISE.

C. REFER TO SHEET A010 FOR REFERENCED PARTITION TYPES AND DETAILS. WALLS NOT TAGGED ON THESE PLANS SHALL BE PARTITION TYPE S3A-S11.

D. PROVIDE MOISTURE- AND MOLD-RESISTANT GYPSUM BOARD AT THE FOLLOWING LOCATIONS:

  - ENTIRE WALL DIRECTLY BEHIND OR ADJACENT TO ANY PLUMBING FIXTURE INCLUDING, BUT NOT LIMITED TO, WATER CLOSETS, SHOWERS, DRINKING FOUNTAINS, SINKS, LAVATORIES AND EYEWASHES.
  - ALL WALLS OF AREAS INCLUDING, BUT NOT LIMITED TO, SINGLE OCCUPANT TOILET ROOMS, JANITOR CLOSETS, COMMERCIAL KITCHENS, DISHWASHING, ETC.
  - WHERE CERAMIC TILE OR SOLID SURFACE WALL CLADDING IS SCHEDULED, PROVIDE CEMENT BOARD BACKER BOARD IN LIEU OF GYPSUM BOARD.

E. LOCATE ALL DOOR JAMBS 4" FROM ADJACENT PERPENDICULAR WALL, UNLESS NOTED OTHERWISE.

F. PREPARE FLOOR LEVEL AND SMOOTH FOR NEW HARD SURFACE FINISHES.

G. PROVIDE BLOCKING IN WALLS AS REQUIRED FOR NEW MILLWORK, CASEWORK, ACCESSORIES, EQUIPMENT, FIXTURES, AND OWNERS-WALL-MOUNTED EQUIPMENT, INCLUDING BUT NOT LIMITED TO, TELEVISIONS/MONITORS, MARKER BOARDS, TACK BOARDS AND SIGNAGE. COORDINATE WITH OWNER ON LOCATIONS OF WALL-MOUNTED EQUIPMENT.

H. PROVIDE 3/4" FIRE-RETARDANT TREATED PLYWOOD AS BACKING PANELS FOR TELEPHONE & ELECTRICAL EQUIPMENT. INSTALL AT 1'-0" AFF TO FINISHED CEILING. PAINT PLYWOOD TO MATCH ADJACENT WALL FINISH. COORDINATE FINAL SIZE AND LOCATION WITH OWNER.

### KEYNOTES PER SHEET

0101	ALIGN
0512-01	CESS CATEGORY 3
0550-01	LADDER
1044-01	SEMI-RECESSED FIRE EXTINGUISHER CABINET
1051-13	96" X 54" X 18" 5 WIDE BY 3-TIER CUBBIES
1166-01	GYM DIVIDER CURTAIN
1166-02	BASKETBALL BACKBOARD AND RIM - REAR FOLDING
1166-03	BASKETBALL BACKBOARD AND RIM - SIDE FOLDING
1166-04	BASKETBALL BACKBOARD AND RIM - WALL MOUNTED
1166-07	WALL MOUNTED SCOREBOARD. COORDINATE MODEL AND FEATURES WITH OWNER.
1166-09	TRAVERSE CLIMBING WALL. KEEP WALL FREE OF DEVICES UP TO 12'-0" AFF
1166-10	CARGO NET SUSPENDED FROM STRUCTURE
1166-11	CLIMBING ROPE SUSPENDED FROM STRUCTURE
1166-13	CHAIN LINK FENCING PARTITION WITH GATE
1266-01	600 SEAT TELESCOPIC BLEACHERS
1266-02	100 SEAT PORTABLE BLEACHERS

milwaukee | madison | green bay | denver | atlanta

PROJECT INFORMATION

**KAUKAUNA NEW MIDDLE SCHOOL**

KAUKAUNA, WI, 54130

ISSUANCE AND REVISIONS

DATE	DESCRIPTION
11/26/2025	PLANNING COMMISSION

KEY PLAN

SHEET INFORMATION

**PROGRESS DOCUMENTS NOT FOR CONSTRUCTION**

These documents reflect progress and intent and may be subject to change, including additional detail. These are not final construction documents and shall not be used for final bidding or construction-related purposes.

PROJECT MANAGER RS

PROJECT NUMBER 323425-01

1ST FLR PLAN - AREA A1

**A101A1**

© 2025 Epstein Uhen Architects, Inc.

**A1** 1ST FLR PLAN - AREA A1  
1/8" = 1'-0" | A101A1



E

PROJECT INFORMATION

KAUKAUNA NEW  
MIDDLE SCHOOL

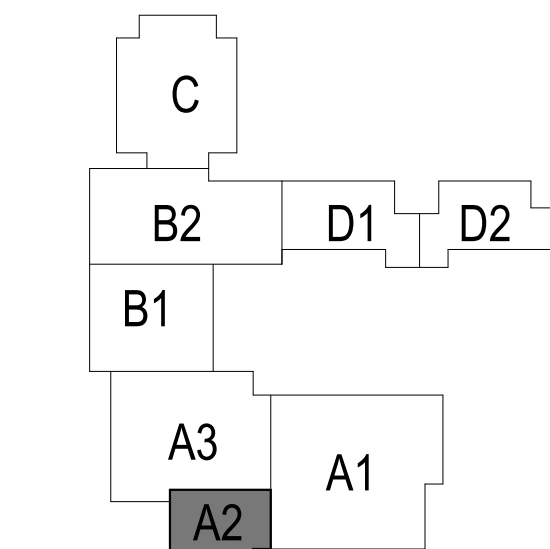
D KAUKAUNA, WI,  
54130

ISSUANCE AND REVISIONS

DATE	DESCRIPTION
11/26/2025	PLANNING COMMISSION

C

KEY PLAN



B

SHEET INFORMATION

**PROGRESS DOCUMENTS  
NOT FOR CONSTRUCTION**

These documents reflect progress and intent and may be subject to change, including additional detail. These are not final construction documents and shall not be used for final bidding or construction-related purposes.

PROJECT MANAGER RS  
PROJECT NUMBER 323425-01

1ST FLR PLAN -  
AREA A2

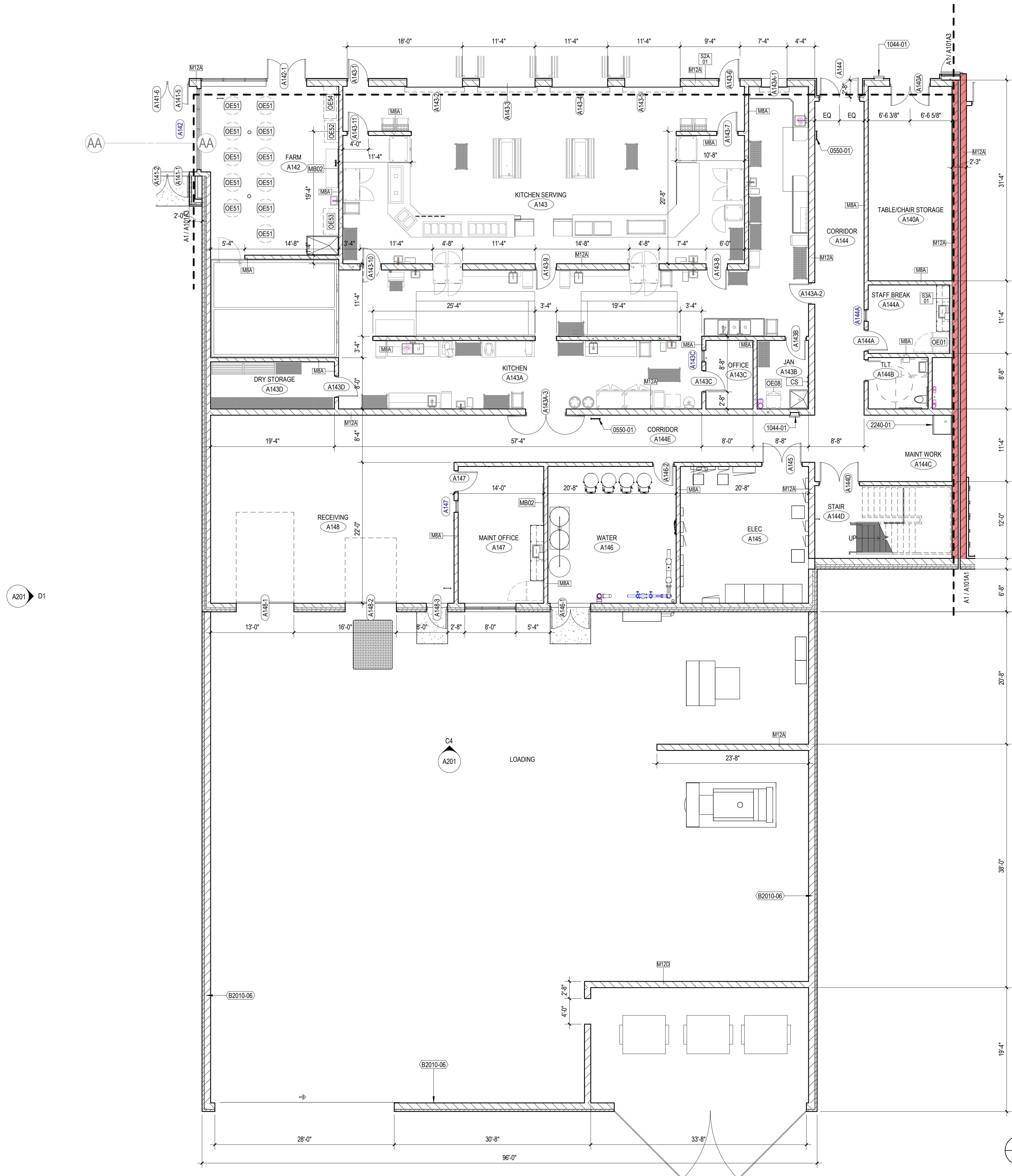
**A101A2**

FLOOR PLAN NOTES

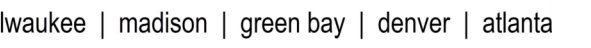
- BEFORE BEGINNING WORK, VERIFY THE EXISTENCE AND LOCATION OF PLUMBING, MECHANICAL AND ELECTRICAL SYSTEMS AND OTHER CONSTRUCTION AFFECTING THE WORK. IF DISCREPANCIES ARE DISCOVERED, NOTIFY ARCHITECT PROMPTLY.
- ALL DIMENSION STRINGS ARE TO FINISH FACE OF WALL, UNLESS NOTED OTHERWISE.
- REFER TO SHEET A010 FOR REFERENCED PARTITION TYPES AND DETAILS. WALLS NOT TAGGED ON THESE PLANS SHALL BE PARTITION TYPE S3A-S11.
- PROVIDE MOISTURE- AND MOLD-RESISTANT GYPSUM BOARD AT THE FOLLOWING LOCATIONS:
  - ENTIRE WALL DIRECTLY BEHIND OR ADJACENT TO ANY PLUMBING FIXTURE INCLUDING, BUT NOT LIMITED TO, WATER CLOSETS, SHOWERS, DRINKING FOUNTAINS, SINKS, LAVATORIES AND EYEWASHES.
  - ALL WALLS OF AREAS INCLUDING, BUT NOT LIMITED TO, SINGLE OCCUPANT TOILET ROOMS, JANITOR CLOSETS, COMMERCIAL KITCHENS, DISHWASHING, ETC.
  - WHERE CERAMIC TILE OR SOLID SURFACE WALL CLADDING IS SCHEDULED, PROVIDE CEMENT BOARD BACKER BOARD IN LIEU OF GYPSUM BOARD.
- LOCATE ALL DOOR JAMBS 4" FROM ADJACENT PERPENDICULAR WALL, UNLESS NOTED OTHERWISE.
- PREPARE FLOOR LEVEL AND SMOOTH FOR NEW HARD SURFACE FINISHES.
- PROVIDE BLOCKING IN WALLS AS REQUIRED FOR NEW MILLWORK, CASEWORK, ACCESSORIES, EQUIPMENT, FIXTURES, AND OWNER'S WALL-MOUNTED EQUIPMENT, INCLUDING BUT NOT LIMITED TO, TELEVISIONS/MONITORS, MARKER BOARDS, TACK BOARDS AND SIGNAGE. COORDINATE WITH OWNER ON LOCATIONS OF WALL-MOUNTED EQUIPMENT.
- PROVIDE 3/4" FIRE-RETARDANT TREATED PLYWOOD AS BACKING PANELS FOR TELEPHONE & ELECTRICAL EQUIPMENT. INSTALL AT 1'-0" AFF TO FINISHED CEILING. PAINT PLYWOOD TO MATCH ADJACENT WALL FINISH. COORDINATE FINAL SIZE AND LOCATION WITH OWNER.

KEYNOTES PER SHEET

0550-01	LADDER
1044-01	SEMI-RECESSED FIRE EXTINGUISHER CABINET
2240-01	INTEGRATED MCP SINK FLUSH WITH FLOOR - FOR FLOOR SCRUBBER (SEE PLUMBING DOCUMENTS)
B2010-06	BRICK ON 12" CMU, REFER TO A000







## PROJECT INFORMATION

KAUKAUNA NEW  
MIDDLE SCHOOL

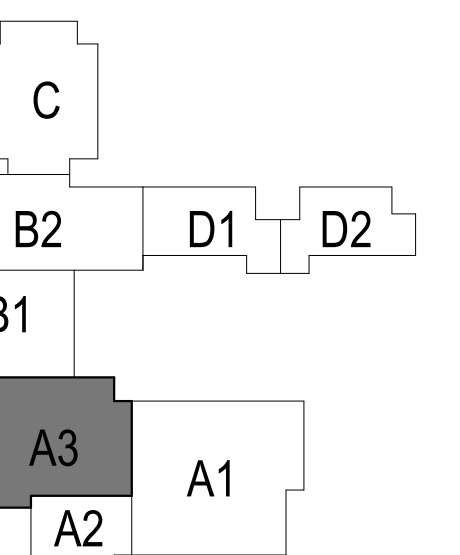
D KAUKAUNA, WI,  
54130

## ISSUANCE AND REVISIONS

DATE	DESCRIPTION
1/26/2025	PLANNING COMMISSION

C

## KEY PLAN



## SHEET INFORMATION

**PROGRESS DOCUMENTS  
NOT FOR CONSTRUCTION**

PROJECT MANAGER RS

PROJECT NUMBER 323425-01

1ST FLR PLAN -  
AREA A3

# A101A3

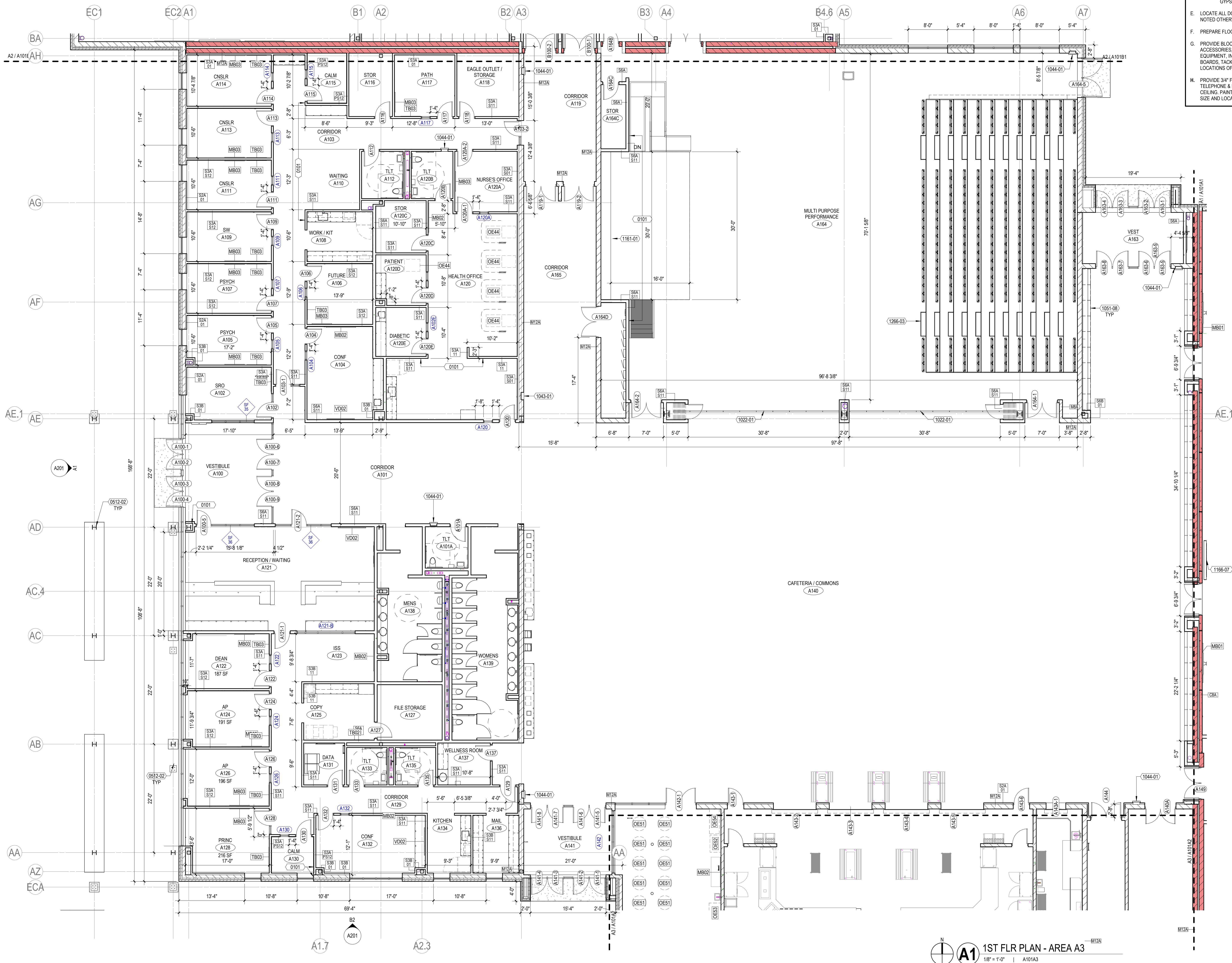
25 Epstein Uhen Architects, Inc.

## FLOOR PLAN NOTES

- A. BEFORE BEGINNING WORK, VERIFY THE EXISTENCE AND LOCATION OF PLUMBING MECHANICAL AND ELECTRICAL SYSTEMS AND OTHER CONSTRUCTION AFFECTING THE WORK. IF DISCREPANCIES ARE DISCOVERED, NOTIFY ARCHITECT PROMPTLY.
- B. ALL DIMENSION STRINGS ARE TO FINISH FACE OF WALL, UNLESS NOTED OTHERWISE
- C. REFER TO SHEET A10 FOR REFERENCED PARTITION TYPES AND DETAILS. WALLS NOT TAGGED ON THESE PLANS SHALL BE PARTITION TYPE 35A-S1.
- D. PROVIDE MOISTURE- AND MOLD-RESISTANT Gypsum BOARD AT THE FOLLOWING LOCATIONS:
- WHERE WALL DIRECTLY BEHIND OR ADJACENT TO ANY PLUMBING FIXTURE INCLUDING, BUT NOT LIMITED TO, WATER CLOSETS, SHOWERS, DRAINING FOUNTAINS, SINKS, LAVATORIES AND EYESHEDS.
  - ALL AREAS OF AREAS INCLUDING, BUT NOT LIMITED TO, SINGLE OCCUPANT TOILET ROOMS, JANITOR CLOSETS, COMMERCIAL KITCHENS, DISHWASHING, ETC.
  - WHERE CERAMIC TILE OR SOLID SURFACE WALL CLADDING IS SCHEDULED. PROVIDE GEMENT BOARD BACKER BOARD IN LIEU OF GYPSUM BOARD.
- E. LOCATE ALL DOOR JAMBS 4" FROM ADJACENT PERPENDICULAR WALL, UNLESS NOTED OTHERWISE.
- F. PREPARE FLOOR LEVEL AND SMOOTH FOR NEW HARD SURFACE FINISHES.
- G. PROVIDE BLOCKING IN WALLS AS REQUIRED FOR NEW MILLWORK, CASEWORK, ACCESSORIES, EQUIPMENT, FIXTURES, AND OWNERS WALL-MOUNTED EQUIPMENT, INCLUDING BUT NOT LIMITED TO, TELEVISIONS/MONITORS, MARKER BOARDS, TACK BOARDS AND SIGNAGE. COORDINATE WITH OWNER ON LOCATIONS OF WALL-MOUNTED EQUIPMENT.
- H. PROVIDE 3/4" FIRE-RETARDANT TREATED PLYWOOD AS BACKING PANELS FOR TELEPHONE & ELECTRICAL EQUIPMENT. INSTALL AT 1/2" OFFSET TO FINISHED CEILING. USE PLYWOOD TO MATCH ADJACENT WALL FINISH. COORDINATE FINAL SIZE AND LOCATION WITH OWNER.

## KEYNOTES PER SHEET

0101	ALIGN
0512-02	AESS CATEGORY 3 WITH HIGH PERFORMANCE COATING
1022-01	MANUALLY OPERATED FOLDING PANEL PARTITION
1043-01	AUTOMATED EXTERNAL DEFIBRILLATOR CABINET
1044-01	SEMI-RECESSED FIRE EXTINGUISHER CABINET
1051-08	LOCKER FILTER
1161-01	30"x14" RETRACTABLE STAGE
1166-07	WALL MOUNTED SCOREBOARD, COORDINATE MODEL AND FEATURES WITH OWNER
1266-03	300 SEAT RETRACTABLE SEATING SYSTEM





**1ST FLR PLAN - AREA A3**  
 1/8" = 1'-0" | A101A3





milwaukee | madison | green bay | denver | atlanta

E

- FLOOR PLAN NOTES**
- A. BEFORE BEGINNING WORK, VERIFY THE EXISTENCE AND LOCATION OF PLUMBING, MECHANICAL AND ELECTRICAL SYSTEMS AND OTHER CONSTRUCTION AFFECTING THE WORK. IF DISCREPANCIES ARE DISCOVERED, NOTIFY ARCHITECT PROMPTLY.
- B. ALL DIMENSION STRINGS ARE TO FINISH FACE OF WALL, UNLESS NOTED OTHERWISE.
- C. REFER TO SHEET A010 FOR REFERENCED PARTITION TYPES AND DETAILS. WALLS NOT TAGGED ON THESE PLANS SHALL BE PARTITION TYPE S3A-S11.
- D. PROVIDE MOISTURE- AND MOLD-RESISTANT GYPSUM BOARD AT THE FOLLOWING LOCATIONS:
- ENTIRE WALL DIRECTLY BEHIND OR ADJACENT TO ANY PLUMBING FIXTURE INCLUDING, BUT NOT LIMITED TO, WATER CLOSETS, SHOWERS, DRINKING FOUNTAINS, SINKS, LAVATORIES AND EYEWASHES.
  - ALL WALLS OF AREAS INCLUDING, BUT NOT LIMITED TO, SINGLE OCCUPANT TOILET ROOMS, JANITOR CLOSETS, COMMERCIAL KITCHENS, DISHWASHING, ETC.
  - WHERE CERAMIC TILE OR SOLID SURFACE WALL CLADDING IS SCHEDULED, PROVIDE CEMENT BOARD BACKER BOARD IN LIEU OF GYPSUM BOARD.
- E. LOCATE ALL DOOR JAMBS 4" FROM ADJACENT PERPENDICULAR WALL, UNLESS NOTED OTHERWISE.
- F. PREPARE FLOOR LEVEL AND SMOOTH FOR NEW HARD SURFACE FINISHES.
- G. PROVIDE BLOCKING IN WALLS AS REQUIRED FOR NEW MILLWORK, CASEWORK, ACCESSORIES, EQUIPMENT, FIXTURES, AND OWNER'S WALL-MOUNTED EQUIPMENT, INCLUDING BUT NOT LIMITED TO, TELEVISIONS/MONITORS, MARKER BOARDS, TACK BOARDS AND SIGNAGE. COORDINATE WITH OWNER ON LOCATIONS OF WALL-MOUNTED EQUIPMENT.
- H. PROVIDE 3/4" FIRE-RETARDANT TREATED PLYWOOD AS BACKING PANELS FOR TELEPHONE & ELECTRICAL EQUIPMENT. INSTALL AT 1'-0" AFF TO FINISHED CEILING. PAINT PLYWOOD TO MATCH ADJACENT WALL FINISH. COORDINATE FINAL SIZE AND LOCATION WITH OWNER.

KEYNOTES PER SHEET	
0512-01	IAESS CATEGORY 3
1044-01	SEMI-RECESSED FIRE EXTINGUISHER CABINET
1051-02	METAL LOCKER - 1 TIER 18" X 18" X 60" SLOPED TOP
2240-01	INTEGRATED MOP SINK FLUSH WITH FLOOR - FOR FLOOR SCRUBBER (SEE PLUMBING DOCUMENTS)

PROJECT INFORMATION

**KAUKAUNA NEW  
MIDDLE SCHOOL**

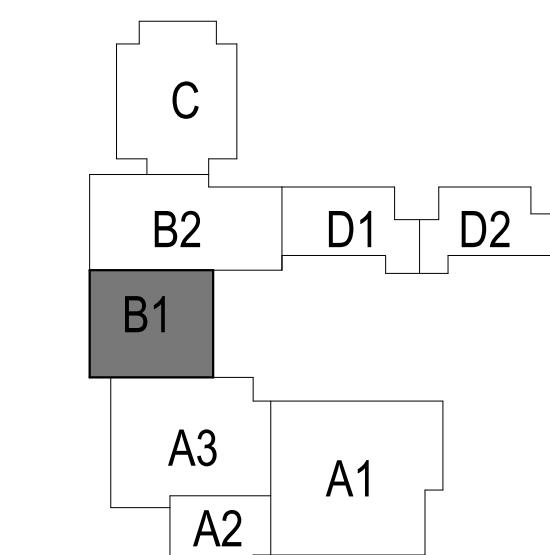
**D KAUKAUNA, WI,  
54130**

ISSUANCE AND REVISIONS

DATE	DESCRIPTION
11/26/2025	PLANNING COMMISSION

C

KEY PLAN



B

SHEET INFORMATION

**PROGRESS DOCUMENTS  
NOT FOR CONSTRUCTION**

These documents reflect progress and intent and may be subject to change, including additional detail. These are not final construction documents and shall not be used for final bidding or construction-related purposes.

PROJECT MANAGER RS

**A** PROJECT NUMBER 323425-01

**1ST FLR PLAN -  
AREA B1**

**A101B1**

© 2025 Epstein Uhen Architects, Inc.



**A1** LOW CLERESTORY PLAN - AREA B1  
1/8" = 1'-0" | A101B1

**A2** 1ST FLR PLAN - AREA B1  
1/8" = 1'-0" | A101B1

1

2

3

4

5

6

7





milwaukee | madison | green bay | denver | atlanta

E

PROJECT INFORMATION

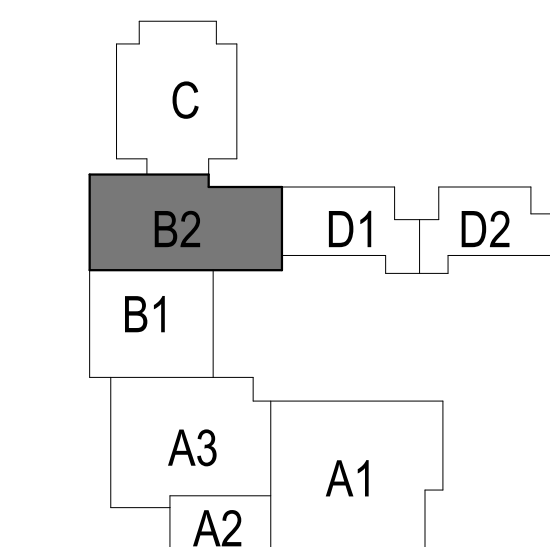
KAUKAUNA NEW  
MIDDLE SCHOOL

D KAUKAUNA, WI,  
54130

ISSUANCE AND REVISIONS

DATE	DESCRIPTION
11/26/2025	PLANNING COMMISSION

KEY PLAN



B

SHEET INFORMATION

**PROGRESS DOCUMENTS  
NOT FOR CONSTRUCTION**  
These documents reflect progress and intent and may be subject to change, including additional detail. These are not final construction documents and shall not be used for final bidding or construction-related purposes.

PROJECT MANAGER RS

A

PROJECT NUMBER 323425-01

1ST FLR PLAN -  
AREA B2

**A101B2**

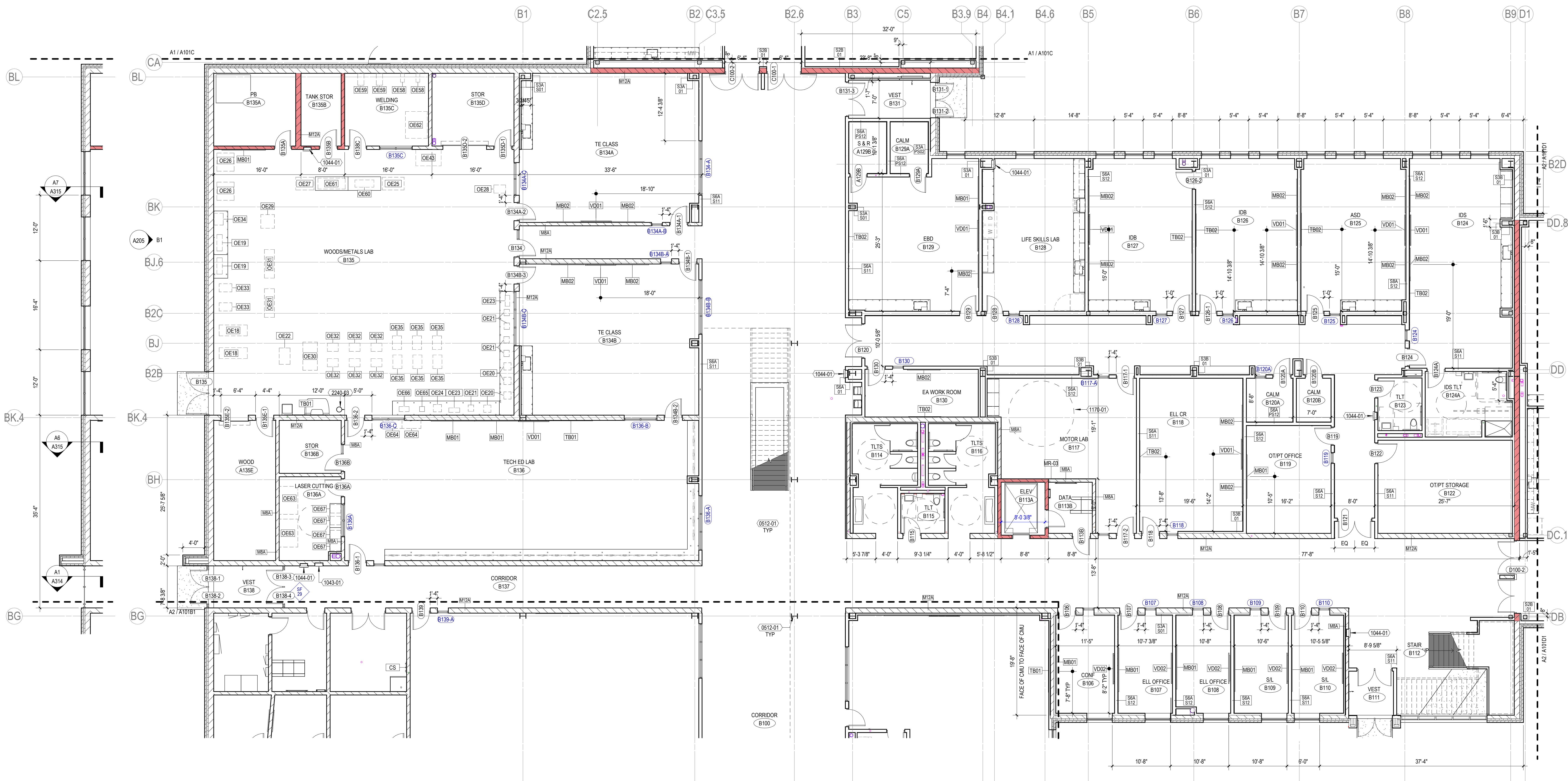
© 2025 Epstein Uhan Architects, Inc.

KEYNOTES PER SHEET

0512-01	AESS CATEGORY 3
1043-01	AUTOMATED EXTERNAL DEBRILLATOR CABINET
1044-01	SEMI-RECESSED FIRE EXTINGUISHER CABINET
1170-01	SENSORY SWING, PROVIDED AND INSTALLED BY OWNER. SEE STRUCTURAL
2240-03	EMERGENCY EYE WASH STATION (SEE PLUMBING DOCUMENTS)

FLOOR PLAN NOTES

- BEFORE BEGINNING WORK, VERIFY THE EXISTENCE AND LOCATION OF PLUMBING, MECHANICAL AND ELECTRICAL SYSTEMS AND OTHER CONSTRUCTION AFFECTING THE WORK. IF DISCREPANCIES ARE DISCOVERED, NOTIFY ARCHITECT PROMPTLY.
- ALL DIMENSION STRINGS ARE TO FINISH FACE OF WALL, UNLESS NOTED OTHERWISE.
- REFER TO SHEET A010 FOR REFERENCED PARTITION TYPES AND DETAILS. WALLS NOT TAGGED ON THESE PLANS SHALL BE PARTITION TYPE S3A-S11.
- PROVIDE MOISTURE- AND MOLD-RESISTANT GYPSUM BOARD AT THE FOLLOWING LOCATIONS:
  - ENTIRE WALL, DIRECTLY BEHIND OR ADJACENT TO ANY PLUMBING FIXTURE INCLUDING, BUT NOT LIMITED TO, WATER CLOSETS, SHOWERS, DRINKING FOUNTAINS, SINKS, LAVATORIES AND EYEWASHES.
  - ALL WALLS OF AREAS INCLUDING, BUT NOT LIMITED TO, SINGLE OCCUPANT TOILET ROOMS, JANITOR CLOSETS, COMMERCIAL KITCHENS, DISHWASHING, ETC.
  - WHERE CERAMIC TILE OR SOLID SURFACE WALL CLADDING IS SCHEDULED, PROVIDE CEMENT BOARD BACKER BOARD IN LIEU OF GYPSUM BOARD.
- LOCATE ALL DOOR JAMBS 4" FROM ADJACENT PERPENDICULAR WALL, UNLESS NOTED OTHERWISE.
- PREPARE FLOOR LEVEL AND SMOOTH FOR NEW HARD SURFACE FINISHES.
- PROVIDE BLOCKING IN WALLS AS REQUIRED FOR NEW MILLWORK, CASEWORK, ACCESSORIES, EQUIPMENT, FIXTURES, AND OWNERS WALL-MOUNTED EQUIPMENT, INCLUDING BUT NOT LIMITED TO, TELEVISIONS/MONITORS, MARKER BOARDS, TACK BOARDS AND SIGNAGE. COORDINATE WITH OWNER ON LOCATIONS OF WALL-MOUNTED EQUIPMENT.
- PROVIDE 3/4" FIRE-RETARDANT TREATED PLYWOOD AS BACKING PANELS FOR TELEPHONE & ELECTRICAL EQUIPMENT. INSTALL AT 1'-0" AFF TO FINISHED CEILING. PAINT PLYWOOD TO MATCH ADJACENT WALL FINISH. COORDINATE FINAL SIZE AND LOCATION WITH OWNER.



**A1** LOW CLERESTORY PLAN - AREA B2  
1/8" = 1'-0" | A101B2

1

2

3

4

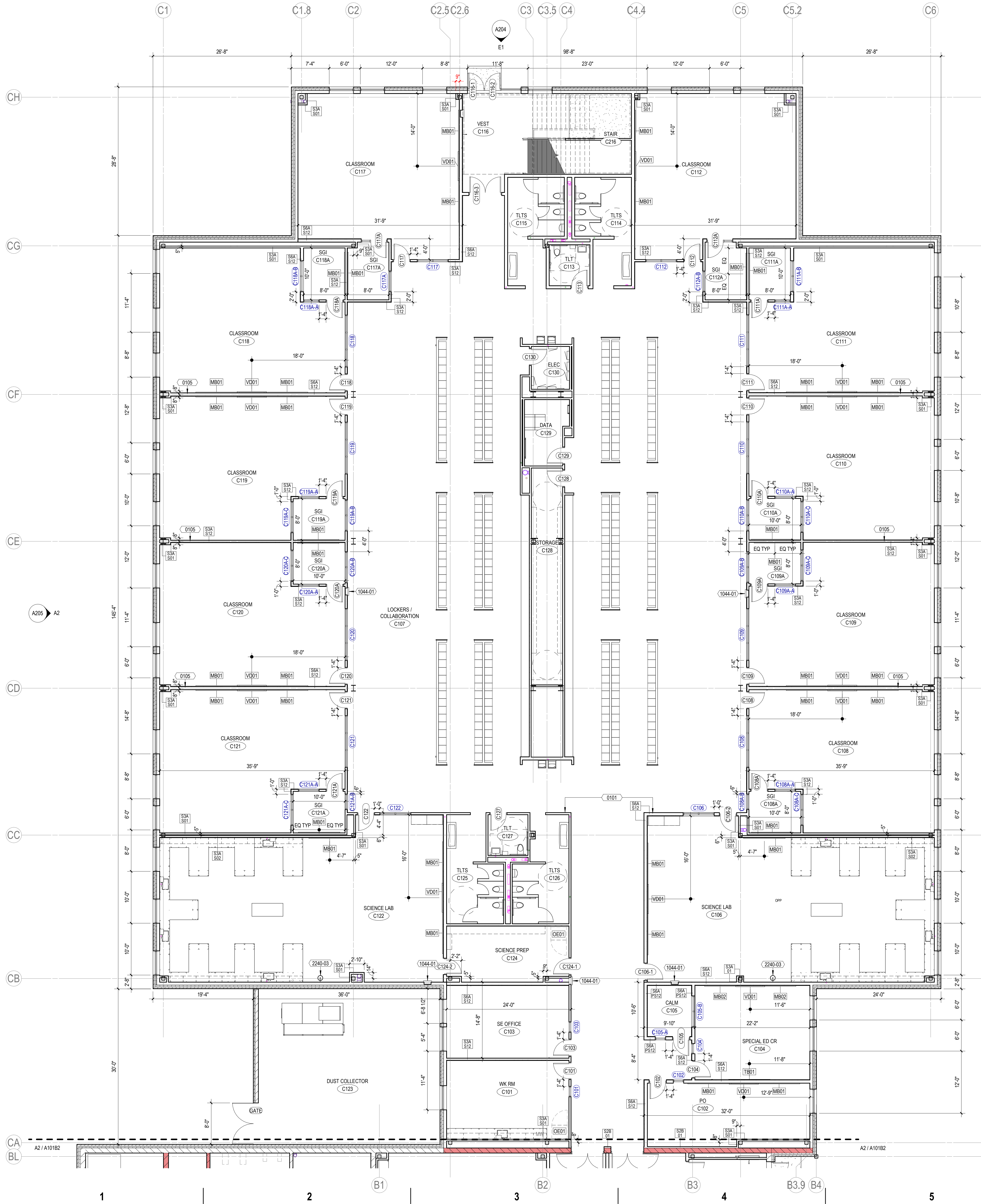
5

6

7

**A2** 1ST FLR PLAN - AREA B2  
1/8" = 1'-0" | A101B2





- FLOOR PLAN NOTES**
- A.

BEFORE BEGINNING WORK, VERIFY THE EXISTENCE AND LOCATION OF PLUMBING, MECHANICAL AND ELECTRICAL SYSTEMS AND OTHER CONSTRUCTION AFFECTING THE WORK. IF DISCREPANCIES ARE DISCOVERED, NOTIFY ARCHITECT PROMPTLY.
- B.

ALL DIMENSION STRINGS ARE TO FINISH FACE OF WALL, UNLESS NOTED OTHERWISE.
- C.

REFER TO SHEET A010 FOR REFERENCED PARTITION TYPES AND DETAILS. WALLS NOT TAGGED ON THESE PLANS SHALL BE PARTITION TYPE S3A-S11.
- D.

PROVIDE MOISTURE- AND MOLD-RESISTANT GYPSUM BOARD AT THE FOLLOWING LOCATIONS:
  - ENTIRE WALL DIRECTLY BEHIND OR ADJACENT TO ANY PLUMBING FIXTURE INCLUDING, BUT NOT LIMITED TO, WATER CLOSETS, SHOWERS, DRINKING FOUNTAINS, SINKS, LAVATORIES AND EYEWASHES.
  - ALL WALLS OF AREAS INCLUDING, BUT NOT LIMITED TO, SINGLE OCCUPANT TOILET ROOMS, JANITOR CLOSETS, COMMERCIAL KITCHENS, DISHWASHING, ETC.
  - WHERE CERAMIC TILE OR SOLID SURFACE WALL CLADDING IS SCHEDULED, PROVIDE CEMENT BOARD BACKER BOARD IN LIEU OF GYPSUM BOARD.
- E.

LOCATE ALL DOOR JAMBS 4" FROM ADJACENT PERPENDICULAR WALL, UNLESS NOTED OTHERWISE.
- F.

PREPARE FLOOR LEVEL AND SMOOTH FOR NEW HARD SURFACE FINISHES.
- G.

PROVIDE BLOCKING IN WALLS AS REQUIRED FOR NEW MILLWORK, CASEWORK, ACCESSORIES, EQUIPMENT, FIXTURES, AND OWNER'S WALL-MOUNTED EQUIPMENT, INCLUDING BUT NOT LIMITED TO, TELEVISIONS/MONITORS, MARKER BOARDS, TACK BOARDS AND SIGNAGE. COORDINATE WITH OWNER ON LOCATIONS OF WALL-MOUNTED EQUIPMENT.
- H.

PROVIDE 3/4" FIRE-RETARDANT TREATED PLYWOOD AS BACKING PANELS FOR TELEPHONE & ELECTRICAL EQUIPMENT. INSTALL AT 1'-0" AFF TO FINISHED CEILING. PAINT PLYWOOD TO MATCH ADJACENT WALL FINISH. COORDINATE FINAL SIZE AND LOCATION WITH OWNER.

**KEYNOTES PER SHEET**

0101	ALIGN
0105	CENTER WALL ON COLUMN LINE
1044-01	SEMI-RECESSED FIRE EXTINGUISHER CABINET
2240-03	EMERGENCY EYE WASH STATION (SEE PLUMBING DOCUMENTS)

milwaukee | madison | green bay | denver | atlanta

E

PROJECT INFORMATION

**KAUKAUNA NEW MIDDLE SCHOOL**

D

KAUKAUNA, WI, 54130

ISSUANCE AND REVISIONS

DATE	DESCRIPTION
11/26/2025	PLANNING COMMISSION

C

KEY PLAN

SHEET INFORMATION

**PROGRESS DOCUMENTS NOT FOR CONSTRUCTION**  
These documents reflect progress and intent and may be subject to change, including additional detail. These are not final construction documents and shall not be used for final bidding or construction-related purposes.

A

PROJECT MANAGER RS  
PROJECT NUMBER 323425-01

1ST FLR PLAN - AREA C

**A101C**  
© 2025 Epstein Uhen Architects, Inc.





milwaukee | madison | green bay | denver | atlanta

E

PROJECT INFORMATION

KAUKAUNA NEW  
MIDDLE SCHOOL

FLOOR PLAN NOTES

- A. BEFORE BEGINNING WORK, VERIFY THE EXISTENCE AND LOCATION OF PLUMBING, MECHANICAL AND ELECTRICAL SYSTEMS AND OTHER CONSTRUCTION AFFECTING THE WORK. IF DISCREPANCIES ARE DISCOVERED, NOTIFY ARCHITECT PROMPTLY.
- B. ALL DIMENSION STRINGS ARE TO FINISH FACE OF WALL, UNLESS NOTED OTHERWISE.
- C. REFER TO SHEET A010 FOR REFERENCED PARTITION TYPES AND DETAILS. WALLS NOT TAGGED ON THESE PLANS SHALL BE PARTITION TYPE S3A-S11.
- D. PROVIDE MOISTURE- AND MOLD-RESISTANT GYPSUM BOARD AT THE FOLLOWING LOCATIONS:
- ENTIRE WALL DIRECTLY BEHIND OR ADJACENT TO ANY PLUMBING FIXTURE INCLUDING, BUT NOT LIMITED TO, WATER CLOSETS, SHOWERS, DRINKING FOUNTAINS, SINKS, LAVATORIES AND EYEWASHES.
  - ALL WALLS OF AREAS INCLUDING, BUT NOT LIMITED TO, SINGLE OCCUPANT TOILET ROOMS, JANITOR CLOSETS, COMMERCIAL KITCHENS, DISHWASHING, ETC.
  - WHERE CERAMIC TILE OR SOLID SURFACE WALL CLADDING IS SCHEDULED, PROVIDE CEMENT BOARD BACKER BOARD IN LIEU OF GYPSUM BOARD.
- E. LOCATE ALL DOOR JAMBS 4" FROM ADJACENT PERPENDICULAR WALL, UNLESS NOTED OTHERWISE.
- F. PREPARE FLOOR LEVEL AND SMOOTH FOR NEW HARD SURFACE FINISHES.
- G. PROVIDE BLOCKING IN WALLS AS REQUIRED FOR NEW MILLWORK, CASEWORK, ACCESSORIES, EQUIPMENT, FIXTURES, AND OWNER'S WALL-MOUNTED EQUIPMENT, INCLUDING BUT NOT LIMITED TO, TELEVISIONS/MONITORS, MARKER BOARDS, TACK BOARDS AND SIGNAGE. COORDINATE WITH OWNER ON LOCATIONS OF WALL-MOUNTED EQUIPMENT.
- H. PROVIDE 3/4" FIRE-RETARDANT TREATED PLYWOOD AS BACKING PANELS FOR TELEPHONE & ELECTRICAL EQUIPMENT. INSTALL AT 1'-0" AFF TO FINISHED CEILING. PAINT PLYWOOD TO MATCH ADJACENT WALL FINISH. COORDINATE FINAL SIZE AND LOCATION WITH OWNER.

KEYNOTES PER SHEET

0105	CENTER WALL ON COLUMN LINE
1044-01	SEMI-RECESSED FIRE EXTINGUISHER CABINET
2240-02	FLOOR MOUNTED MOP SINK (SEE PLUMBING DOCUMENTS)

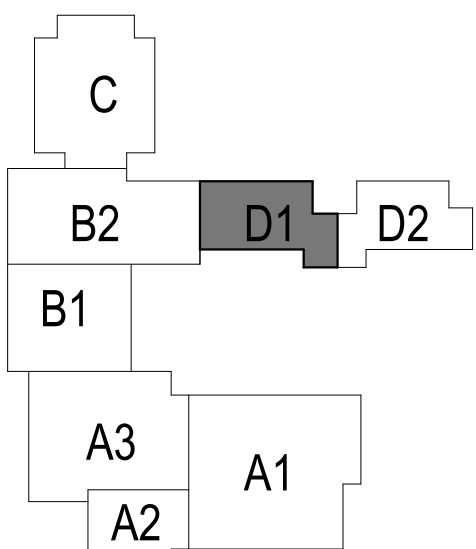
D KAUKAUNA, WI,  
54130

ISSUANCE AND REVISIONS

DATE	DESCRIPTION
11/26/2025	PLANNING COMMISSION

C

KEY PLAN



B

SHEET INFORMATION

**PROGRESS DOCUMENTS  
NOT FOR CONSTRUCTION**

These documents reflect progress and intent and may be subject to change, including additional detail. These are not final construction documents and shall not be used for final bidding or construction-related purposes.

PROJECT MANAGER RS

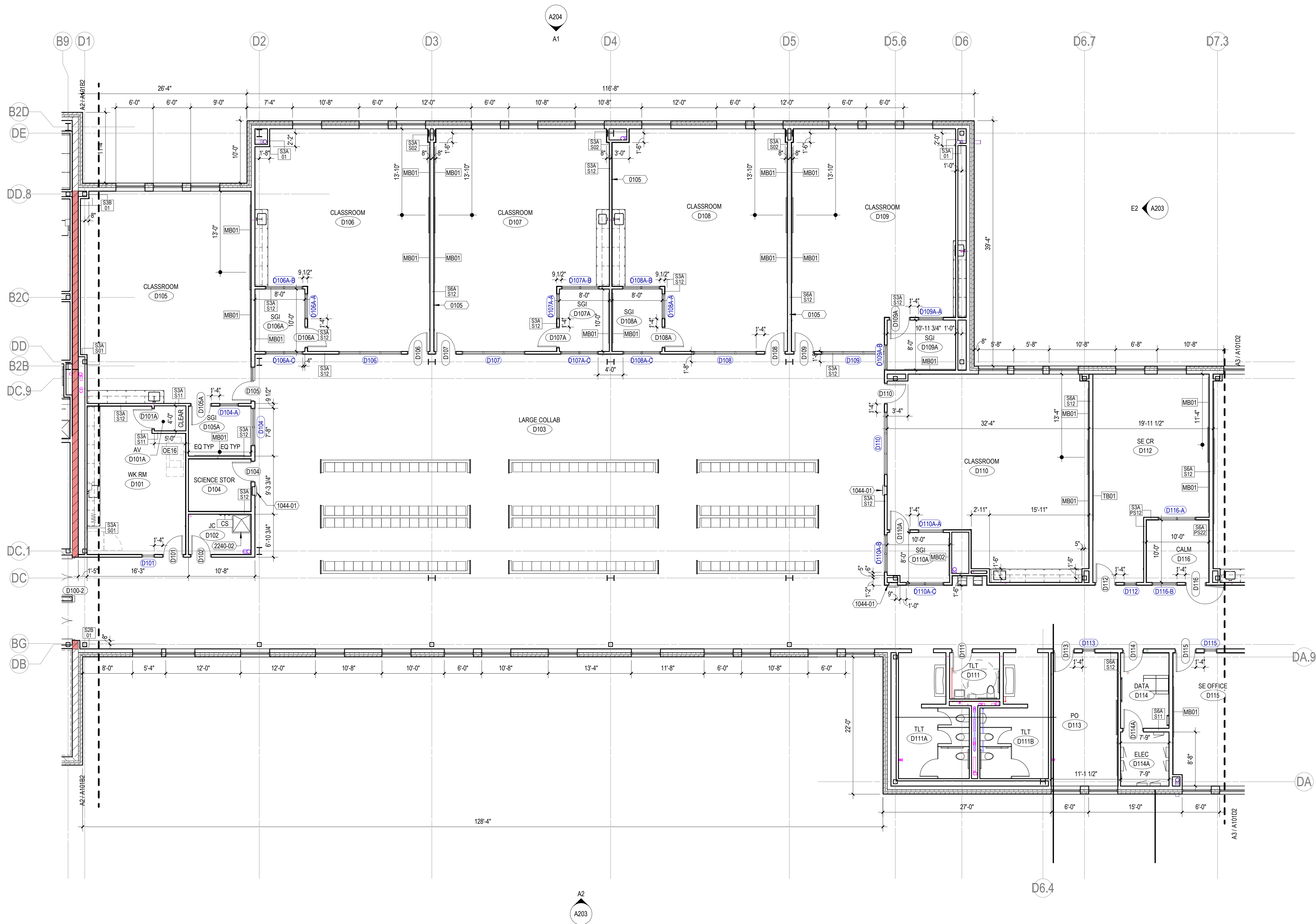
A

PROJECT NUMBER 323425-01

1ST FLR PLAN -  
AREA D1

**A101D1**

© 2025 Epstein Uhan Architects, Inc.







milwaukee | madison | green bay | denver | atlanta

E

PROJECT INFORMATION

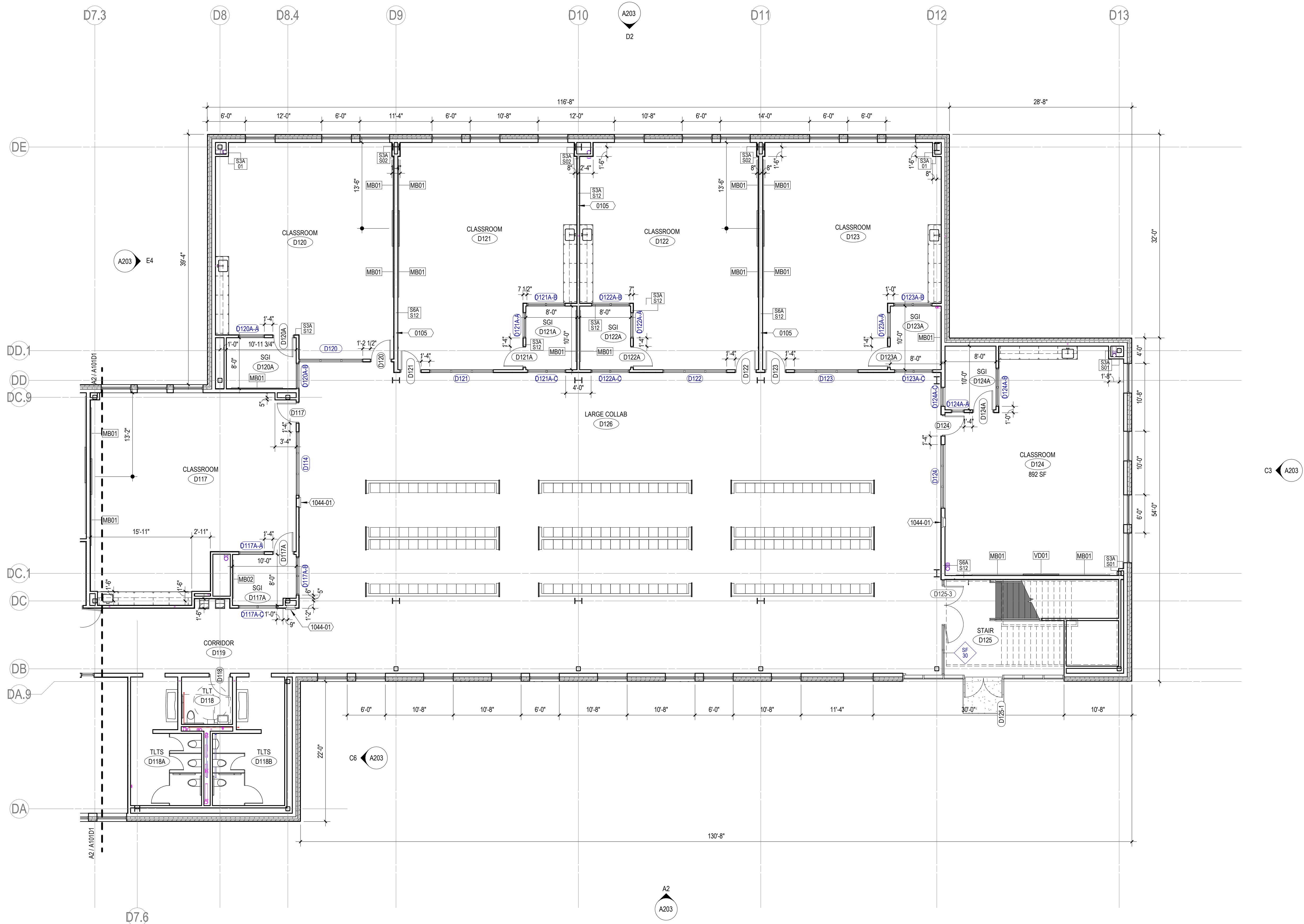
KAUKAUNA NEW  
MIDDLE SCHOOL

## FLOOR PLAN NOTES

- A. BEFORE BEGINNING WORK, VERIFY THE EXISTENCE AND LOCATION OF PLUMBING, MECHANICAL AND ELECTRICAL SYSTEMS AND OTHER CONSTRUCTION AFFECTING THE WORK. IF DISCREPANCIES ARE DISCOVERED, NOTIFY ARCHITECT PROMPTLY.
- B. ALL DIMENSION STRINGS ARE TO FINISH FACE OF WALL, UNLESS NOTED OTHERWISE.
- C. REFER TO SHEET A010 FOR REFERENCED PARTITION TYPES AND DETAILS. WALLS NOT TAGGED ON THESE PLANS SHALL BE PARTITION TYPE S3A-S11.
- D. PROVIDE MOISTURE- AND MOLD-RESISTANT GYPSUM BOARD AT THE FOLLOWING LOCATIONS:
- ENTIRE WALL DIRECTLY BEHIND OR ADJACENT TO ANY PLUMBING FIXTURE INCLUDING, BUT NOT LIMITED TO, WATER CLOSETS, SHOWERS, DRINKING FOUNTAINS, SINKS, LAVATORIES AND EYEWASHES.
  - ALL WALLS OF AREAS INCLUDING, BUT NOT LIMITED TO, SINGLE OCCUPANT TOILET ROOMS, JANITOR CLOSETS, COMMERCIAL KITCHENS, DISHWASHING, ETC.
  - WHERE CERAMIC TILE OR SOLID SURFACE WALL CLADDING IS SCHEDULED, PROVIDE CEMENT BOARD BACKER BOARD IN LIEU OF GYPSUM BOARD.
- E. LOCATE ALL DOOR JAMBS 4" FROM ADJACENT PERPENDICULAR WALL, UNLESS NOTED OTHERWISE.
- F. PREPARE FLOOR LEVEL AND SMOOTH FOR NEW HARD SURFACE FINISHES.
- G. PROVIDE BLOCKING IN WALLS AS REQUIRED FOR NEW MILLWORK, CASEWORK, ACCESSORIES, EQUIPMENT, FIXTURES, AND OWNER'S WALL-MOUNTED EQUIPMENT, INCLUDING BUT NOT LIMITED TO, TELEVISIONS/MONITORS, MARKER BOARDS, TACK BOARDS AND SIGNAGE. COORDINATE WITH OWNER ON LOCATIONS OF WALL-MOUNTED EQUIPMENT.
- H. PROVIDE 3/4" FIRE-RETARDANT TREATED PLYWOOD AS BACKING PANELS FOR TELEPHONE & ELECTRICAL EQUIPMENT. INSTALL AT 1'-0" AFF TO FINISHED CEILING. PAINT PLYWOOD TO MATCH ADJACENT WALL FINISH. COORDINATE FINAL SIZE AND LOCATION WITH OWNER.

## KEYNOTES PER SHEET

0105	CENTER WALL ON COLUMN LINE
1044-01	SEMI-RECESSED FIRE EXTINGUISHER CABINET



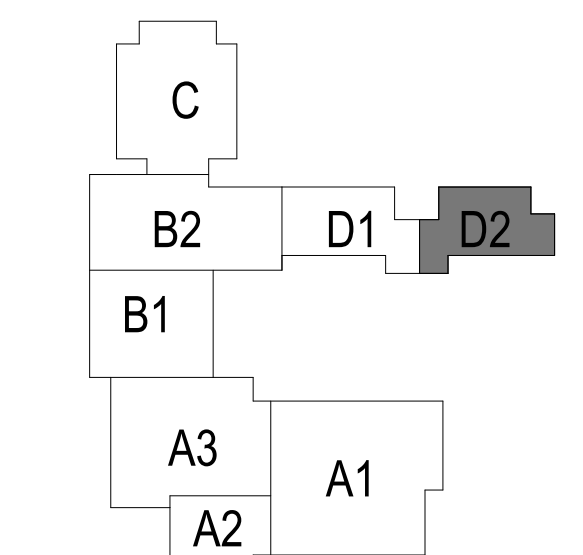
D KAUKAUNA, WI,  
54130

ISSUANCE AND REVISIONS

DATE	DESCRIPTION
11/26/2025	PLANNING COMMISSION

C

KEY PLAN



B

SHEET INFORMATION

**PROGRESS DOCUMENTS  
NOT FOR CONSTRUCTION**

These documents reflect progress and intent and may be subject to change, including additional detail. These are not final construction documents and shall not be used for final bidding or construction-related purposes.

PROJECT MANAGER RS

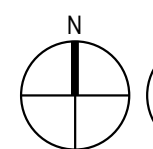
A

PROJECT NUMBER 323425-01

1ST FLR PLAN -  
AREA D2

**A101D2**

© 2025 Epstein Uhen Architects, Inc.



**A3** 1ST FLR PLAN - AREA D2  
1/8" = 1'-0" | A101D2





milwaukee | madison | green bay | denver | atlanta

E

PROJECT INFORMATION

KAUKAUNA NEW  
MIDDLE SCHOOL

D

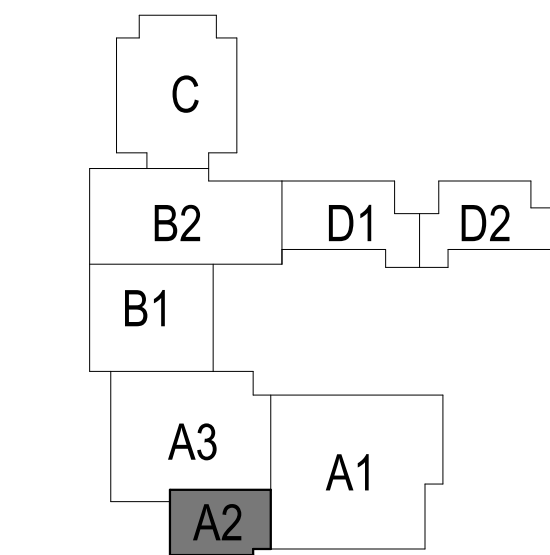
KAUKAUNA, WI,  
54130

ISSUANCE AND REVISIONS

DATE	DESCRIPTION
11/26/2025	PLANNING COMMISSION

C

KEY PLAN



B

SHEET INFORMATION

**PROGRESS DOCUMENTS  
NOT FOR CONSTRUCTION**

These documents reflect progress and intent and may be subject to change, including additional detail. These are not final construction documents and shall not be used for final bidding or construction-related purposes.

PROJECT MANAGER RS

A

PROJECT NUMBER 323425-01

2ND FLR PLAN -  
AREA A2

**A102A2**

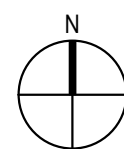
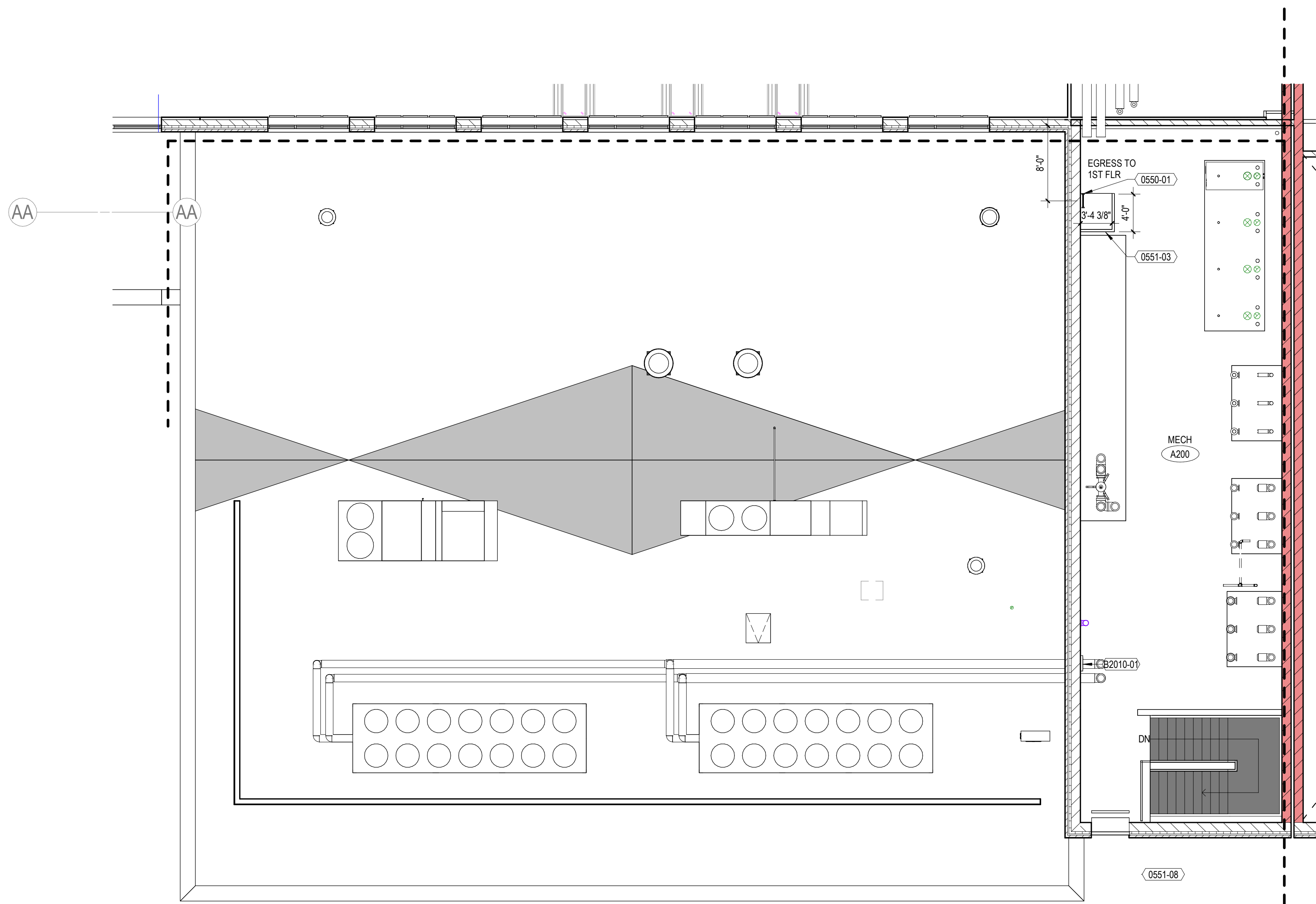
© 2025 Epstein Uhan Architects, Inc.

FLOOR PLAN NOTES

- A. BEFORE BEGINNING WORK, VERIFY THE EXISTENCE AND LOCATION OF PLUMBING, MECHANICAL AND ELECTRICAL SYSTEMS AND OTHER CONSTRUCTION AFFECTING THE WORK. IF DISCREPANCIES ARE DISCOVERED, NOTIFY ARCHITECT PROMPTLY.
- B. ALL DIMENSION STRINGS ARE TO FINISH FACE OF WALL, UNLESS NOTED OTHERWISE
- C. REFER TO SHEET A010 FOR REFERENCED PARTITION TYPES AND DETAILS. WALLS NOT TAGGED ON THESE PLANS SHALL BE PARTITION TYPE S3A-S11.
- D. PROVIDE MOISTURE- AND MOLD-RESISTANT GYPSUM BOARD AT THE FOLLOWING LOCATIONS:
- ENTIRE WALL DIRECTLY BEHIND OR ADJACENT TO ANY PLUMBING FIXTURE INCLUDING, BUT NOT LIMITED TO, WATER CLOSETS, SHOWERS, DRINKING FOUNTAINS, SINKS, LAVATORIES AND EYEWASHES.
  - ALL WALLS OF AREAS INCLUDING, BUT NOT LIMITED TO, SINGLE OCCUPANT TOILET ROOMS, JANITOR CLOSETS, COMMERCIAL KITCHENS, DISHWASHING, ETC.
  - WHERE CERAMIC TILE OR SOLID SURFACE WALL CLADDING IS SCHEDULED, PROVIDE CEMENT BOARD BACKER BOARD IN LIEU OF GYPSUM BOARD.
- E. LOCATE ALL DOOR JAMBS 4" FROM ADJACENT PERPENDICULAR WALL, UNLESS NOTED OTHERWISE.
- F. PREPARE FLOOR LEVEL AND SMOOTH FOR NEW HARD SURFACE FINISHES.
- G. PROVIDE BLOCKING IN WALLS AS REQUIRED FOR NEW MILLWORK, CASEWORK, ACCESSORIES, EQUIPMENT, FIXTURES, AND OWNER'S WALL-MOUNTED EQUIPMENT, INCLUDING BUT NOT LIMITED TO, TELEVISIONS/MONITORS, MARKER BOARDS, TACK BOARDS AND SIGNAGE. COORDINATE WITH OWNER ON LOCATIONS OF WALL-MOUNTED EQUIPMENT.
- H. PROVIDE 3/4" FIRE-RETARDANT TREATED PLYWOOD AS BACKING PANELS FOR TELEPHONE & ELECTRICAL EQUIPMENT. INSTALL AT 1'-0" AFF TO FINISHED CEILING. PAINT PLYWOOD TO MATCH ADJACENT WALL FINISH. COORDINATE FINAL SIZE AND LOCATION WITH OWNER.

KEYNOTES PER SHEET

0550-01	LADDER
0551-03	STEEL PIPE GUARDRAIL
0551-08	RAILING TYPE 2B - VERTICAL STEEL PIPE GUARDRAIL ONLY - SEE SHEET A520 FOR DETAILS
B2010-01	BRICK ON 12" CMU, REFER TO A000



**B3** 2ND FLR PLAN - AREA A2

1/8" = 1'-0" | A102A2



E

PROJECT INFORMATION

KAUKAUNA NEW  
MIDDLE SCHOOL

D

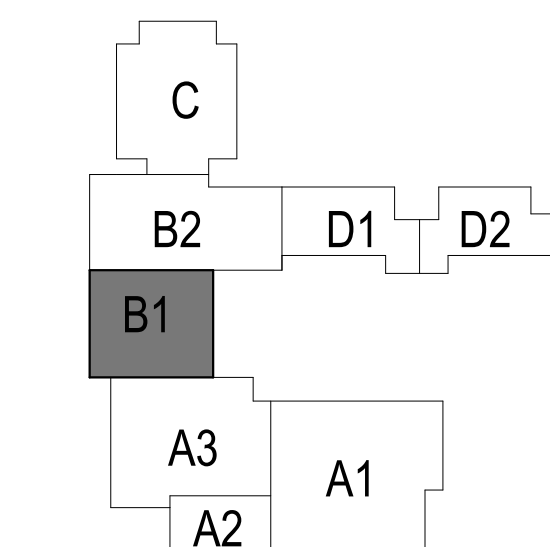
KAUKAUNA, WI,  
54130

ISSUANCE AND REVISIONS

DATE	DESCRIPTION
11/26/2025	PLANNING COMMISSION

C

KEY PLAN



B

SHEET INFORMATION

**PROGRESS DOCUMENTS  
NOT FOR CONSTRUCTION**

These documents reflect progress and intent and may be subject to change, including additional detail. These are not final construction documents and shall not be used for final bidding or construction-related purposes.

PROJECT MANAGER	RS
PROJECT NUMBER	323425-01

A

2ND FLR PLAN -  
AREA B1

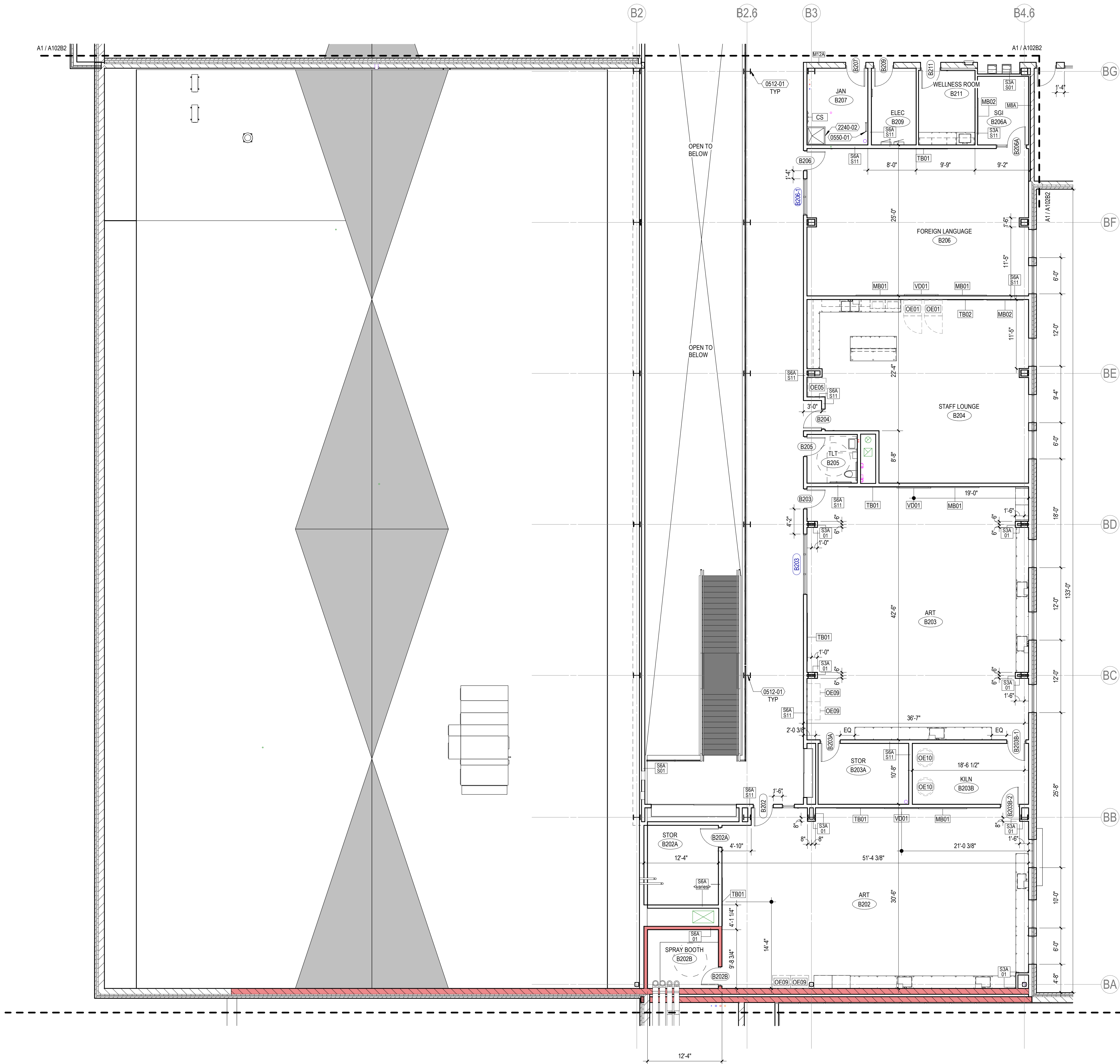
**A102B1**

FLOOR PLAN NOTES

- A. BEFORE BEGINNING WORK, VERIFY THE EXISTENCE AND LOCATION OF PLUMBING, MECHANICAL AND ELECTRICAL SYSTEMS AND OTHER CONSTRUCTION AFFECTING THE WORK. IF DISCREPANCIES ARE DISCOVERED, NOTIFY ARCHITECT PROMPTLY.
- B. ALL DIMENSION STRINGS ARE TO FINISH FACE OF WALL, UNLESS NOTED OTHERWISE.
- C. REFER TO SHEET A010 FOR REFERENCED PARTITION TYPES AND DETAILS. WALLS NOT TAGGED ON THESE PLANS SHALL BE PARTITION TYPE S3A-S11.
- D. PROVIDE MOISTURE- AND MOLD-RESISTANT GYPSUM BOARD AT THE FOLLOWING LOCATIONS:
- ENTIRE WALL DIRECTLY BEHIND OR ADJACENT TO ANY PLUMBING FIXTURE INCLUDING, BUT NOT LIMITED TO, WATER CLOSETS, SHOWERS, DRINKING FOUNTAINS, SINKS, LAVATORIES AND EYEWASHES.
  - ALL WALLS OF AREAS INCLUDING, BUT NOT LIMITED TO, SINGLE OCCUPANT TOILET ROOMS, JANITOR CLOSETS, COMMERCIAL KITCHENS, DISHWASHING, ETC.
  - WHERE CERAMIC TILE OR SOLID SURFACE WALL CLADDING IS SCHEDULED, PROVIDE CEMENT BOARD BACKER BOARD IN LIEU OF GYPSUM BOARD.
- E. LOCATE ALL DOOR JAMBS 4" FROM ADJACENT PERPENDICULAR WALL, UNLESS NOTED OTHERWISE.
- F. PREPARE FLOOR LEVEL AND SMOOTH FOR NEW HARD SURFACE FINISHES.
- G. PROVIDE BLOCKING IN WALLS AS REQUIRED FOR NEW MILLWORK, CASEWORK, ACCESSORIES, EQUIPMENT, FIXTURES, AND OWNER'S WALL-MOUNTED EQUIPMENT, INCLUDING BUT NOT LIMITED TO, TELEVISIONS/MONITORS, MARKER BOARDS, TACK BOARDS AND SIGNAGE. COORDINATE WITH OWNER ON LOCATIONS OF WALL-MOUNTED EQUIPMENT.
- H. PROVIDE 3/4" FIRE-RETARDANT TREATED PLYWOOD AS BACKING PANELS FOR TELEPHONE & ELECTRICAL EQUIPMENT. INSTALL AT 1'-0" AFF TO FINISHED CEILING. PAINT PLYWOOD TO MATCH ADJACENT WALL FINISH. COORDINATE FINAL SIZE AND LOCATION WITH OWNER.

KEYNOTES PER SHEET

0512-01	ACCESS CATEGORY 3
0550-01	LADDER
2240-02	FLOOR MOUNTED MOP SINK (SEE PLUMBING DOCUMENTS)



**A2** 2ND FLR PLAN - AREA B1  
1/8" = 1'-0" | A102B1



E

PROJECT INFORMATION

KAUKAUNA NEW  
MIDDLE SCHOOL

- FLOOR PLAN NOTES**
- A. BEFORE BEGINNING WORK, VERIFY THE EXISTENCE AND LOCATION OF PLUMBING, MECHANICAL AND ELECTRICAL SYSTEMS AND OTHER CONSTRUCTION AFFECTING THE WORK. IF DISCREPANCIES ARE DISCOVERED, NOTIFY ARCHITECT PROMPTLY.
- B. ALL DIMENSION STRINGS ARE TO FINISH FACE OF WALL, UNLESS NOTED OTHERWISE.
- C. REFER TO SHEET A010 FOR REFERENCED PARTITION TYPES AND DETAILS. WALLS NOT TAGGED ON THESE PLANS SHALL BE PARTITION TYPE S3A-S11.
- D. PROVIDE MOISTURE- AND MOLD-RESISTANT GYPSUM BOARD AT THE FOLLOWING LOCATIONS:
- ENTIRE WALL DIRECTLY BEHIND OR ADJACENT TO ANY PLUMBING FIXTURE INCLUDING, BUT NOT LIMITED TO, WATER CLOSETS, SHOWERS, DRINKING FOUNTAINS, SINKS, LAVATORIES AND EYEWASHES.
  - ALL WALLS OF AREAS INCLUDING, BUT NOT LIMITED TO, SINGLE OCCUPANT TOILET ROOMS, JANITOR CLOSETS, COMMERCIAL KITCHENS, DISHWASHING, ETC.
  - WHERE CERAMIC TILE OR SOLID SURFACE WALL CLADDING IS SCHEDULED, PROVIDE CEMENT BOARD BACKER BOARD IN LIEU OF GYPSUM BOARD.
- E. LOCATE ALL DOOR JAMBS 4" FROM ADJACENT PERPENDICULAR WALL, UNLESS NOTED OTHERWISE.
- F. PREPARE FLOOR LEVEL AND SMOOTH FOR NEW HARD SURFACE FINISHES.
- G. PROVIDE BLOCKING IN WALLS AS REQUIRED FOR NEW MILLWORK, CASEWORK, ACCESSORIES, EQUIPMENT, FIXTURES, AND OWNER'S WALL-MOUNTED EQUIPMENT, INCLUDING BUT NOT LIMITED TO, TELEVISIONS/MONITORS, MARKER BOARDS, TACK BOARDS AND SIGNAGE. COORDINATE WITH OWNER ON LOCATIONS OF WALL-MOUNTED EQUIPMENT.
- H. PROVIDE 3/4" FIRE-RETARDANT TREATED PLYWOOD AS BACKING PANELS FOR TELEPHONE & ELECTRICAL EQUIPMENT. INSTALL AT 1'-0" AFF TO FINISHED CEILING. PAINT PLYWOOD TO MATCH ADJACENT WALL FINISH. COORDINATE FINAL SIZE AND LOCATION WITH OWNER.

KEYNOTES PER SHEET	
0512-01	AECS CATEGORY 3
0550-01	LADDER
1043-01	AUTOMATED EXTERNAL DEFIBRILLATOR CABINET
1044-01	SEMI-RECESSED FIRE EXTINGUISHER CABINET
1080-01	BOOK DROP

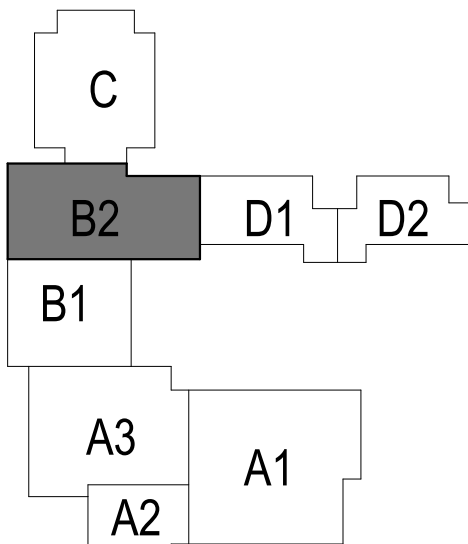
D KAUKAUNA, WI,  
54130

ISSUANCE AND REVISIONS

DATE	DESCRIPTION
11/26/2025	PLANNING COMMISSION

C

KEY PLAN



B

SHEET INFORMATION

**PROGRESS DOCUMENTS  
NOT FOR CONSTRUCTION**

These documents reflect progress and intent and may be subject to change, including additional detail. These are not final construction documents and shall not be used for final bidding or construction-related purposes.

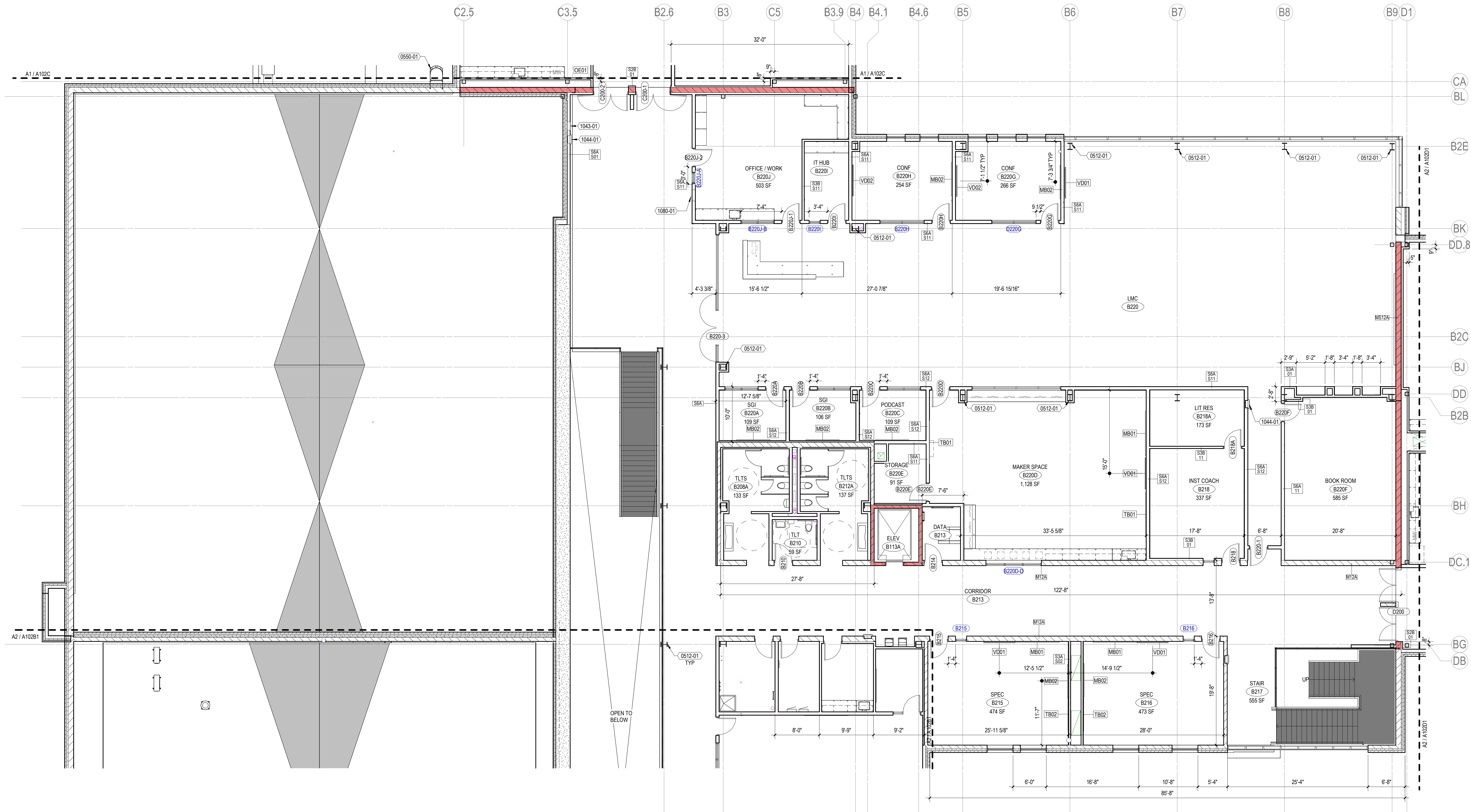
PROJECT MANAGER RS

A

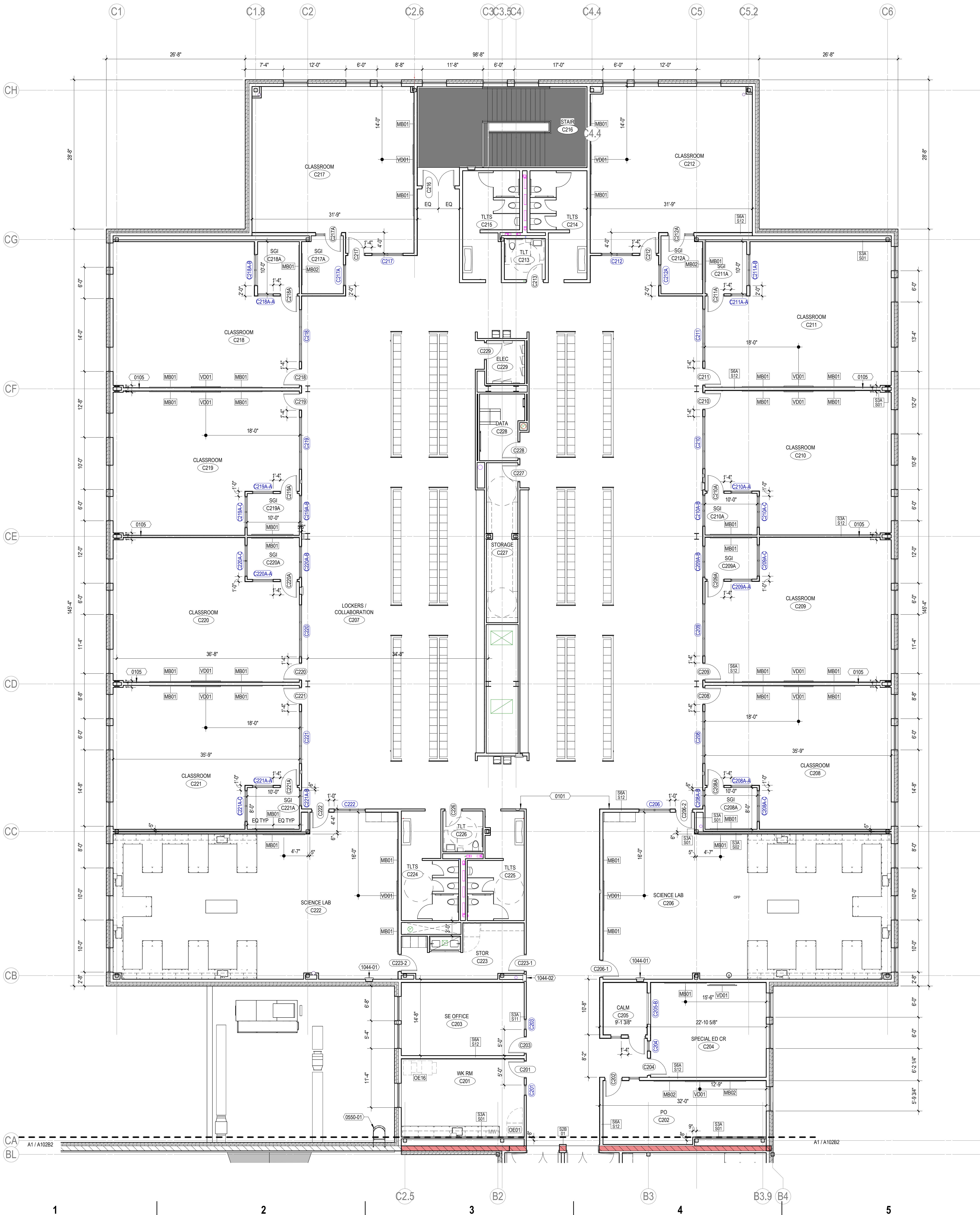
PROJECT NUMBER 323425-01

2ND FLR PLAN -  
AREA B2

**A102B2**







**A1** 2ND FLR PLAN - AREA C  
1/8" = 1'-0" | A102C

- ### FLOOR PLAN NOTES
- A. BEFORE BEGINNING WORK, VERIFY THE EXISTENCE AND LOCATION OF PLUMBING, MECHANICAL AND ELECTRICAL SYSTEMS AND OTHER CONSTRUCTION AFFECTING THE WORK. IF DISCREPANCIES ARE DISCOVERED, NOTIFY ARCHITECT PROMPTLY.
- B. ALL DIMENSION STRINGS ARE TO FINISH FACE OF WALL, UNLESS NOTED OTHERWISE
- C. REFER TO SHEET A010 FOR REFERENCED PARTITION TYPES AND DETAILS. WALLS NOT TAGGED ON THESE PLANS SHALL BE PARTITION TYPE S3A-S11.
- D. PROVIDE MOISTURE- AND MOLD-RESISTANT GYPSUM BOARD AT THE FOLLOWING LOCATIONS:
- ENTIRE WALL DIRECTLY BEHIND OR ADJACENT TO ANY PLUMBING FIXTURE INCLUDING, BUT NOT LIMITED TO, WATER CLOSETS, SHOWERS, DRINKING FOUNTAINS, SINKS, LAVATORIES AND EYEWASHES.
  - ALL WALLS OF AREAS INCLUDING, BUT NOT LIMITED TO, SINGLE OCCUPANT TOILET ROOMS, JANITOR CLOSETS, COMMERCIAL KITCHENS, DISHWASHING, ETC.
  - WHERE CERAMIC TILE OR SOLID SURFACE WALL CLADDING IS SCHEDULED, PROVIDE CEMENT BOARD BACKER BOARD IN LIEU OF GYPSUM BOARD.
- E. LOCATE ALL DOOR JAMBS 4" FROM ADJACENT PERPENDICULAR WALL, UNLESS NOTED OTHERWISE.
- F. PREPARE FLOOR LEVEL AND SMOOTH FOR NEW HARD SURFACE FINISHES.
- G. PROVIDE BLOCKING IN WALLS AS REQUIRED FOR NEW MILLWORK, CASEWORK, ACCESSORIES, EQUIPMENT, FIXTURES, AND OWNER'S WALL-MOUNTED EQUIPMENT, INCLUDING BUT NOT LIMITED TO, TELEVISIONS/MONITORS, MARKER BOARDS, TACK BOARDS AND SIGNAGE. COORDINATE WITH OWNER ON LOCATIONS OF WALL-MOUNTED EQUIPMENT.
- H. PROVIDE 3/4" FIRE-RETARDANT TREATED PLYWOOD AS BACKING PANELS FOR TELEPHONE & ELECTRICAL EQUIPMENT. INSTALL AT 1'-0" AFF TO FINISHED CEILING. PAINT PLYWOOD TO MATCH ADJACENT WALL FINISH. COORDINATE FINAL SIZE AND LOCATION WITH OWNER.

KEYNOTES PER SHEET	
0101	ALIGN
0105	CENTER WALL ON COLUMN LINE
0550-01	LADDER
1044-01	SEMI-RECESSED FIRE EXTINGUISHER CABINET
1044-02	RECESSED FIRE EXTINGUISHER CABINET

milwaukee | madison | green bay | denver | atlanta

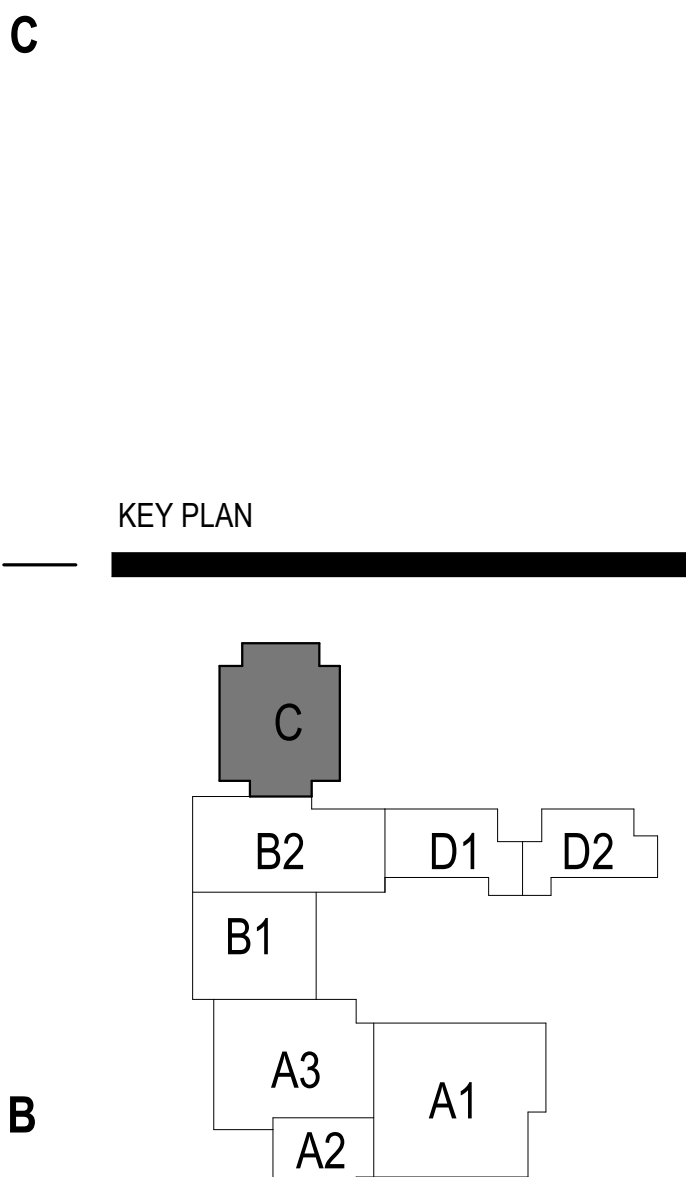
**E**

PROJECT INFORMATION

**KAUKAUNA NEW MIDDLE SCHOOL**

**D** KAUKAUNA, WI, 54130

ISSUANCE AND REVISIONS	
DATE	DESCRIPTION
11/26/2025	PLANNING COMMISSION



SHEET INFORMATION

**PROGRESS DOCUMENTS NOT FOR CONSTRUCTION**

These documents reflect progress and intent and may be subject to change, including additional detail. These are not final construction documents and shall not be used for final bidding or construction-related purposes.

PROJECT MANAGER	RS
PROJECT NUMBER	323425-01

2ND FLR PLAN - AREA C

**A102C**

© 2025 Epstein Uhen Architects, Inc.





milwaukee | madison | green bay | denver | atlanta

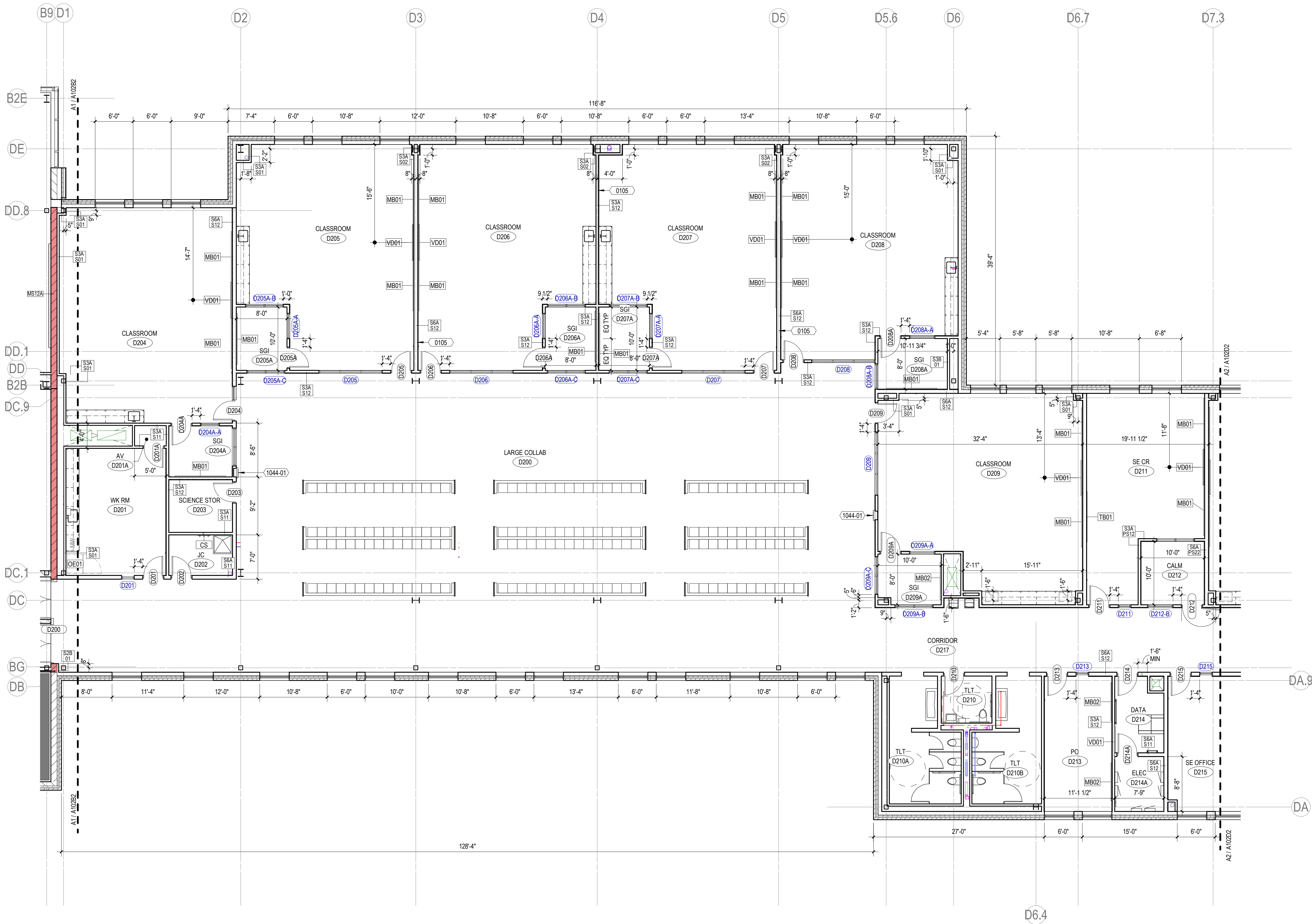
E

PROJECT INFORMATION

KAUKAUNA NEW  
MIDDLE SCHOOL

- ### FLOOR PLAN NOTES
- A. BEFORE BEGINNING WORK, VERIFY THE EXISTENCE AND LOCATION OF PLUMBING, MECHANICAL AND ELECTRICAL SYSTEMS AND OTHER CONSTRUCTION AFFECTING THE WORK. IF DISCREPANCIES ARE DISCOVERED, NOTIFY ARCHITECT PROMPTLY.
- B. ALL DIMENSION STRINGS ARE TO FINISH FACE OF WALL, UNLESS NOTED OTHERWISE.
- C. REFER TO SHEET A010 FOR REFERENCED PARTITION TYPES AND DETAILS. WALLS NOT TAGGED ON THESE PLANS SHALL BE PARTITION TYPE S3A-S11.
- D. PROVIDE MOISTURE- AND MOLD-RESISTANT GYPSUM BOARD AT THE FOLLOWING LOCATIONS:
- ENTIRE WALL DIRECTLY BEHIND OR ADJACENT TO ANY PLUMBING FIXTURE INCLUDING, BUT NOT LIMITED TO, WATER CLOSETS, SHOWERS, DRINKING FOUNTAINS, SINKS, LAVATORIES AND EYEWASHES.
  - ALL WALLS OF AREAS INCLUDING, BUT NOT LIMITED TO, SINGLE OCCUPANT TOILET ROOMS, JANITOR CLOSETS, COMMERCIAL KITCHENS, DISHWASHING, ETC.
  - WHERE CERAMIC TILE OR SOLID SURFACE WALL CLADDING IS SCHEDULED, PROVIDE CEMENT BOARD BACKER BOARD IN LIEU OF GYPSUM BOARD.
- E. LOCATE ALL DOOR JAMBS 4" FROM ADJACENT PERPENDICULAR WALL, UNLESS NOTED OTHERWISE.
- F. PREPARE FLOOR LEVEL AND SMOOTH FOR NEW HARD SURFACE FINISHES.
- G. PROVIDE BLOCKING IN WALLS AS REQUIRED FOR NEW MILLWORK, CASEWORK, ACCESSORIES, EQUIPMENT, FIXTURES, AND OWNER'S WALL-MOUNTED EQUIPMENT, INCLUDING BUT NOT LIMITED TO, TELEVISIONS/MONITORS, MARKER BOARDS, TACK BOARDS AND SIGNAGE. COORDINATE WITH OWNER ON LOCATIONS OF WALL-MOUNTED EQUIPMENT.
- H. PROVIDE 3/4" FIRE-RETARDANT TREATED PLYWOOD AS BACKING PANELS FOR TELEPHONE & ELECTRICAL EQUIPMENT. INSTALL AT 1'-0" AFF TO FINISHED CEILING. PAINT PLYWOOD TO MATCH ADJACENT WALL FINISH. COORDINATE FINAL SIZE AND LOCATION WITH OWNER.

KEYNOTES PER SHEET	
0105	CENTER WALL ON COLUMN LINE
1044-01	SEMI-RECESSED FIRE EXTINGUISHER CABINET



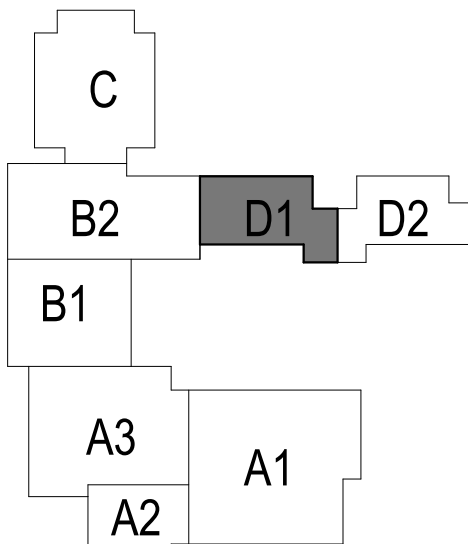
D KAUKAUNA, WI,  
54130

ISSUANCE AND REVISIONS

DATE	DESCRIPTION
11/26/2025	PLANNING COMMISSION

C

KEY PLAN



B

SHEET INFORMATION

**PROGRESS DOCUMENTS  
NOT FOR CONSTRUCTION**

These documents reflect progress and intent and may be subject to change, including additional detail. These are not final construction documents and shall not be used for final bidding or construction-related purposes.

PROJECT MANAGER RS

A PROJECT NUMBER 323425-01

2ND FLR PLAN -  
AREA D1

**A102D1**

© 2025 Epstein Uhen Architects, Inc.

N  
A2 2ND FLR PLAN - AREA D1  
1/8" = 1'-0" | A102D1

1

2

3

4

5

6

7





milwaukee | madison | green bay | denver | atlanta

E

PROJECT INFORMATION

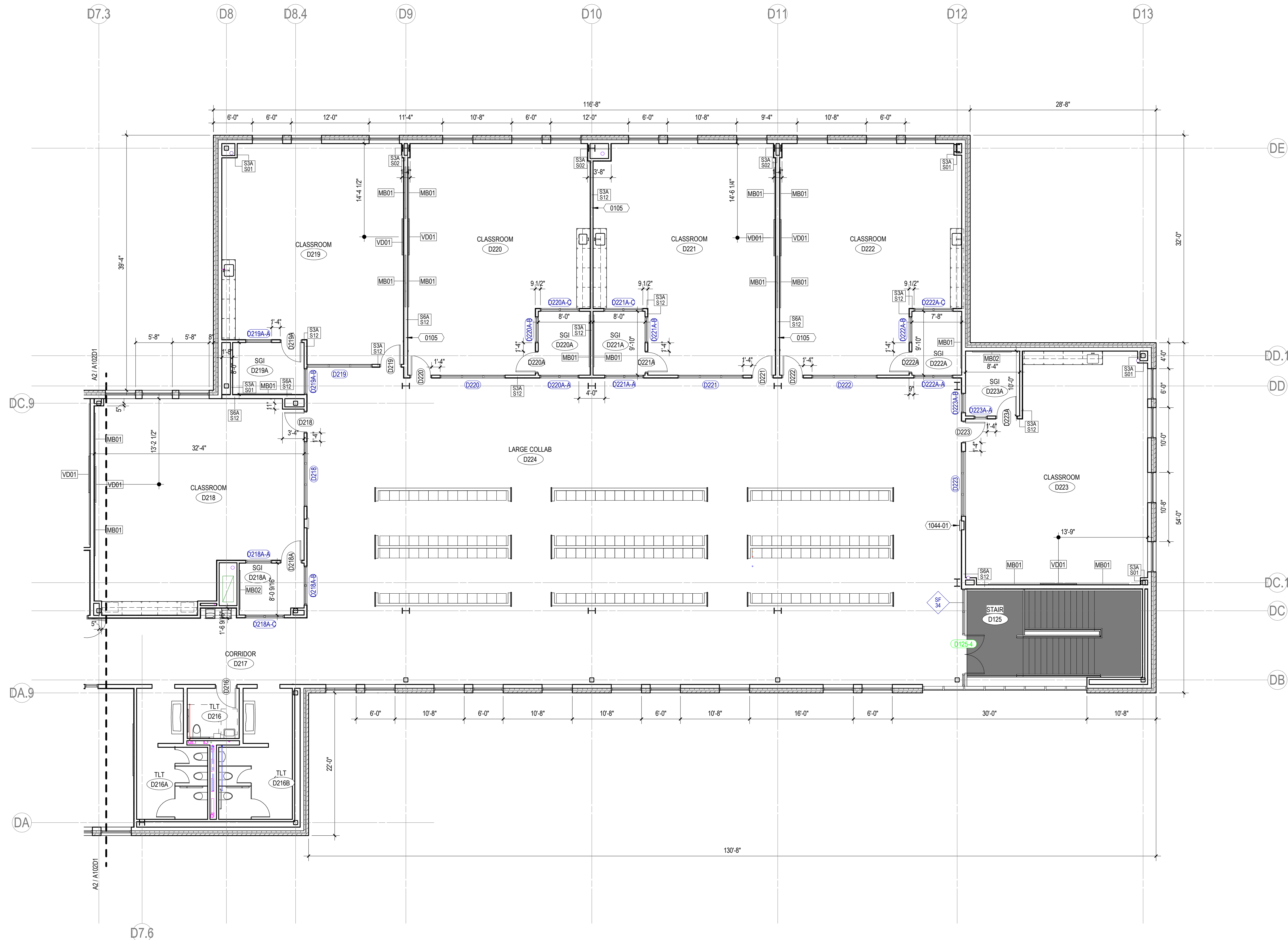
KAUKAUNA NEW  
MIDDLE SCHOOL

## FLOOR PLAN NOTES

- A. BEFORE BEGINNING WORK, VERIFY THE EXISTENCE AND LOCATION OF PLUMBING, MECHANICAL AND ELECTRICAL SYSTEMS AND OTHER CONSTRUCTION AFFECTING THE WORK. IF DISCREPANCIES ARE DISCOVERED, NOTIFY ARCHITECT PROMPTLY.
- B. ALL DIMENSION STRINGS ARE TO FINISH FACE OF WALL, UNLESS NOTED OTHERWISE.
- C. REFER TO SHEET A010 FOR REFERENCED PARTITION TYPES AND DETAILS. WALLS NOT TAGGED ON THESE PLANS SHALL BE PARTITION TYPE S3A-S11.
- D. PROVIDE MOISTURE- AND MOLD-RESISTANT GYPSUM BOARD AT THE FOLLOWING LOCATIONS:
- ENTIRE WALL DIRECTLY BEHIND OR ADJACENT TO ANY PLUMBING FIXTURE INCLUDING, BUT NOT LIMITED TO, WATER CLOSETS, SHOWERS, DRINKING FOUNTAINS, SINKS, LAVATORIES AND EYEWASHES.
  - ALL WALLS OF AREAS INCLUDING, BUT NOT LIMITED TO, SINGLE OCCUPANT TOILET ROOMS, JANITOR CLOSETS, COMMERCIAL KITCHENS, DISHWASHING, ETC.
  - WHERE CERAMIC TILE OR SOLID SURFACE WALL CLADDING IS SCHEDULED, PROVIDE CEMENT BOARD BACKER BOARD IN LIEU OF GYPSUM BOARD.
- E. LOCATE ALL DOOR JAMBS 4" FROM ADJACENT PERPENDICULAR WALL, UNLESS NOTED OTHERWISE.
- F. PREPARE FLOOR LEVEL AND SMOOTH FOR NEW HARD SURFACE FINISHES.
- G. PROVIDE BLOCKING IN WALLS AS REQUIRED FOR NEW MILLWORK, CASEWORK, ACCESSORIES, EQUIPMENT, FIXTURES, AND OWNER'S WALL-MOUNTED EQUIPMENT, INCLUDING BUT NOT LIMITED TO, TELEVISIONS/MONITORS, MARKER BOARDS, TACK BOARDS AND SIGNAGE. COORDINATE WITH OWNER ON LOCATIONS OF WALL-MOUNTED EQUIPMENT.
- H. PROVIDE 3/4" FIRE-RETARDANT TREATED PLYWOOD AS BACKING PANELS FOR TELEPHONE & ELECTRICAL EQUIPMENT. INSTALL AT 1'-0" AFF TO FINISHED CEILING. PAINT PLYWOOD TO MATCH ADJACENT WALL FINISH. COORDINATE FINAL SIZE AND LOCATION WITH OWNER.

## KEYNOTES PER SHEET

0105	CENTER WALL ON COLUMN LINE
1044-01	SEMI-RECESSED FIRE EXTINGUISHER CABINET



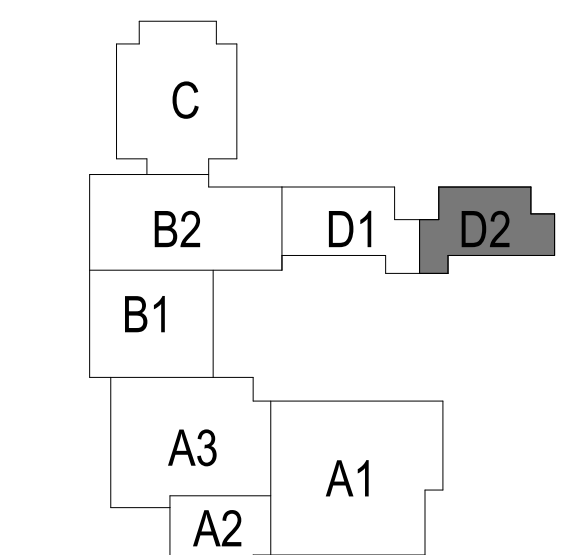
D KAUKAUNA, WI,  
54130

ISSUANCE AND REVISIONS

DATE	DESCRIPTION
11/26/2025	PLANNING COMMISSION

C

KEY PLAN



B

SHEET INFORMATION

**PROGRESS DOCUMENTS  
NOT FOR CONSTRUCTION**

These documents reflect progress and intent and may be subject to change, including additional detail. These are not final construction documents and shall not be used for final bidding or construction-related purposes.

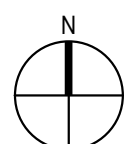
PROJECT MANAGER RS

A PROJECT NUMBER 323425-01

2ND FLR PLAN -  
AREA D2

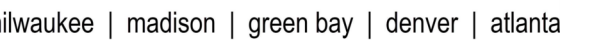
**A102D2**

© 2025 Epstein Uhen Architects, Inc.



2ND FLR PLAN - AREA D2  
1/8" = 1'-0" A102D2





## PROJECT INFORMATION

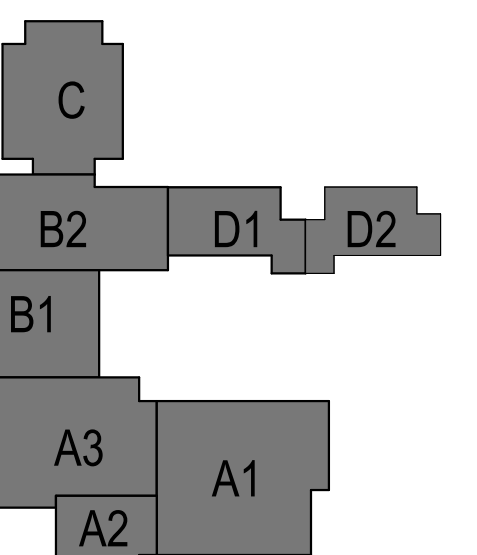
KAUKAUNA NEW  
MIDDLE SCHOOL

D KAUKAUNA, WI,  
54130

## ISSUANCE AND REVISIONS

DATE	DESCRIPTION
11/26/2025	PLANNING COMMISSION

## KEY PLAN



SHEET INFORMATION

**PROGRESS DOCUMENTS  
NOT FOR CONSTRUCTION**

These documents reflect progress and intent and may be subject to change, including additional detail. These are not final construction documents and shall not be used for final bidding or construction-related purposes.

PROJECT MANAGER RS

**A** PROJECT NUMBER 323425-01

## 2ND FLR PLAN

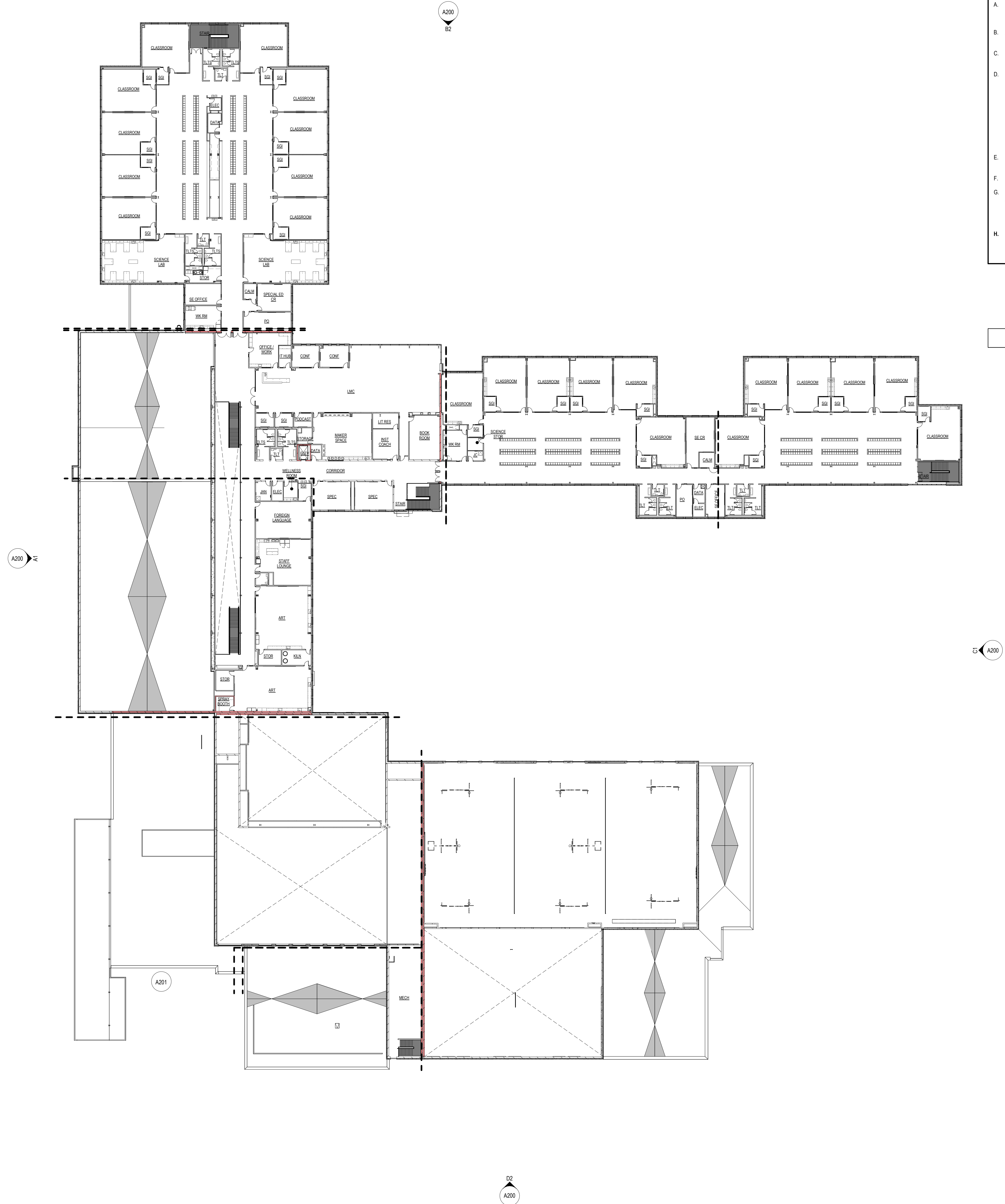
# A102

©25 Eppstein Uhen Architects, Inc.

## FLOOR PLAN NOTES

- A. BEFORE BEGINNING WORK, VERIFY THE EXISTENCE AND LOCATION OF PLUMBING, MECHANICAL AND ELECTRICAL SYSTEMS AND OTHER CONSTRUCTION AFFECTING THE WORK. IF DISCREPANCIES ARE DISCOVERED, NOTIFY ARCHITECT PROMPTLY.
- B. ALL OTHER DIMENSION STRINGS ARE TO FINISH FACE OF WALL, UNLESS NOTED OTHERWISE.
- C. REFER TO SHEET 610 FOR REFERENCED PARTITION TYPES AND DETAILS. WALLS NOT TAGGED ON THESE PLANS SHALL BE PARTITION TYPE 33A-511.
- D. PROVIDE MOISTURE- AND MOLD-RESISTANT GYPSUM BOARD AT THE FOLLOWING LOCATIONS:
- ENTIRE WALL DIRECTLY BEHIND OR ADJACENT TO ANY PLUMBING OR MECHANICAL INCLUDING, BUT NOT LIMITED TO: WATER CLOSET, SHOWERS, DRAINING FOUNTAINS, SINKS, LAVATORIES AND EYEWASHES.
  - ALL WALLS OF AREAS INCLUDING, BUT NOT LIMITED TO, SINGLE AND DOUBLE TOILET ROOMS, KITCHEN, DINING ROOM, AMERICAN KITCHENS, DISHWASHING, ETC.
  - ALL CERAMIC TILE OR SOLID SURFACE WALL CLADDING IS SCHEDULED. PROVIDE CEMENT BOARD BACKER BOARD IN LIEU OF GYPSUM BOARD.
- E. LOCATE ALL DOOR JAMBS "A" FROM ADJACENT PERPENDICULAR WALL, UNLESS NOTED OTHERWISE.
- F. PREPARE FLOOR IN LEVEL AND SMOOTH FOR NEW HARD SURFACE FINISHES.
- G. PROVIDE BLOCKING IN WALLS AS REQUIRED FOR NEW MILLWORK, CASEWORK, ACCESSORIES, EQUIPMENT, FIXTURES, AND OWNERS WALL-MOUNTED EQUIPMENT. BLOCKING SHALL NOT LIMIT CEILING HEIGHTS, DISINTEGRATORS, WARNER BROS., TACK BACKS AND SIGNAGE. COORDINATE WITH OWNER ON LOCATIONS OF WALL-MOUNTED EQUIPMENT.
- H. PROVIDE 3/4" FIRE-RETARDANT TREATED PLYWOOD AS BACKING PANELS FOR TELEPHONE & ELECTRICAL EQUIPMENT. INSTALL AT 1'-0" AFF TO FINISH FACE OF WALL. PLYWOOD TO MATCH ADJACENT WALL FINISH. COORDINATE FINAL SIZE AND LOCATION WITH OWNER.

## KEYNOTES PER SHEET



**A3**

OVERALL 2ND FLR PLAN

1° = 30'-0" | A102





milwaukee | madison | green bay | denver | atlanta

E

PROJECT INFORMATION

KAUKAUNA NEW  
MIDDLE SCHOOL

D

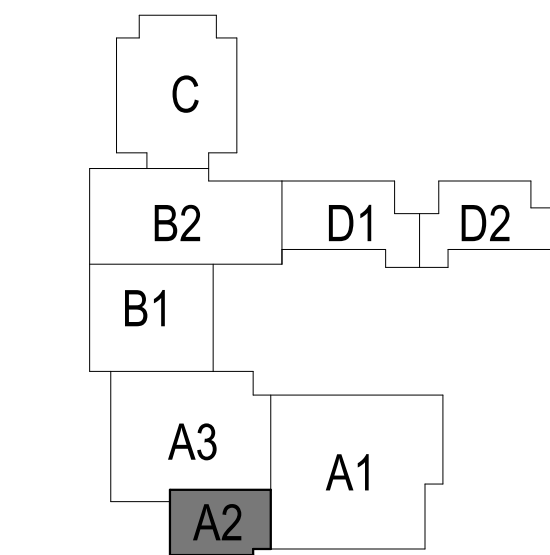
KAUKAUNA, WI,  
54130

ISSUANCE AND REVISIONS

DATE	DESCRIPTION
11/26/2025	PLANNING COMMISSION

C

KEY PLAN



B

SHEET INFORMATION

**PROGRESS DOCUMENTS  
NOT FOR CONSTRUCTION**

These documents reflect progress and intent and may be subject to change, including additional detail. These are not final construction documents and shall not be used for final bidding or construction-related purposes.

PROJECT MANAGER RS

A

PROJECT NUMBER 323425-01

2ND FLR PLAN -  
AREA A2

**A102A2**

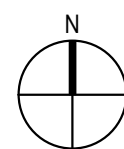
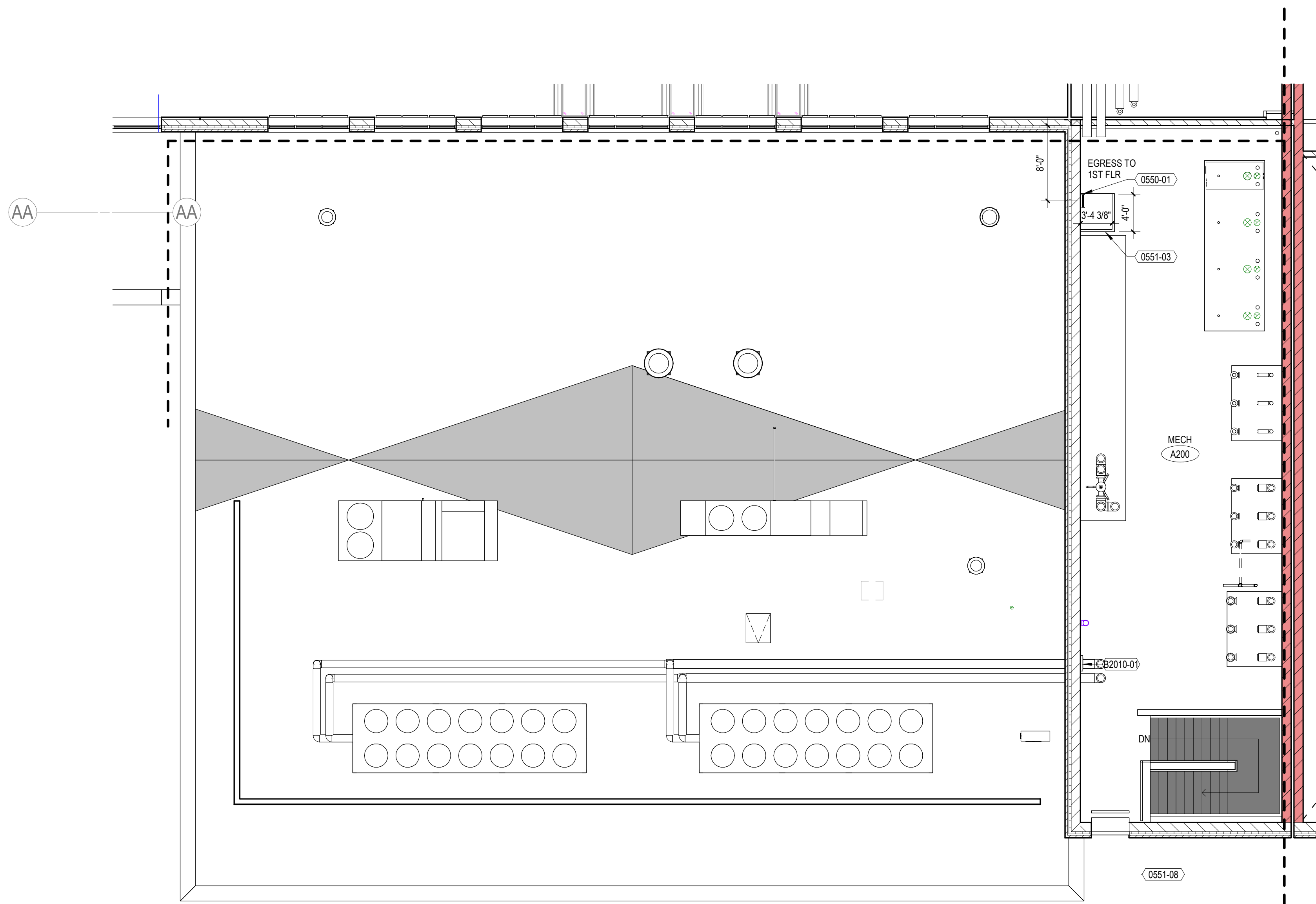
© 2025 Epstein Uhan Architects, Inc.

FLOOR PLAN NOTES

- A. BEFORE BEGINNING WORK, VERIFY THE EXISTENCE AND LOCATION OF PLUMBING, MECHANICAL AND ELECTRICAL SYSTEMS AND OTHER CONSTRUCTION AFFECTING THE WORK. IF DISCREPANCIES ARE DISCOVERED, NOTIFY ARCHITECT PROMPTLY.
- B. ALL DIMENSION STRINGS ARE TO FINISH FACE OF WALL, UNLESS NOTED OTHERWISE
- C. REFER TO SHEET A010 FOR REFERENCED PARTITION TYPES AND DETAILS. WALLS NOT TAGGED ON THESE PLANS SHALL BE PARTITION TYPE S3A-S11.
- D. PROVIDE MOISTURE- AND MOLD-RESISTANT GYPSUM BOARD AT THE FOLLOWING LOCATIONS:
- ENTIRE WALL DIRECTLY BEHIND OR ADJACENT TO ANY PLUMBING FIXTURE INCLUDING, BUT NOT LIMITED TO, WATER CLOSETS, SHOWERS, DRINKING FOUNTAINS, SINKS, LAVATORIES AND EYEWASHES.
  - ALL WALLS OF AREAS INCLUDING, BUT NOT LIMITED TO, SINGLE OCCUPANT TOILET ROOMS, JANITOR CLOSETS, COMMERCIAL KITCHENS, DISHWASHING, ETC.
  - WHERE CERAMIC TILE OR SOLID SURFACE WALL CLADDING IS SCHEDULED, PROVIDE CEMENT BOARD BACKER BOARD IN LIEU OF GYPSUM BOARD.
- E. LOCATE ALL DOOR JAMBS 4" FROM ADJACENT PERPENDICULAR WALL, UNLESS NOTED OTHERWISE.
- F. PREPARE FLOOR LEVEL AND SMOOTH FOR NEW HARD SURFACE FINISHES.
- G. PROVIDE BLOCKING IN WALLS AS REQUIRED FOR NEW MILLWORK, CASEWORK, ACCESSORIES, EQUIPMENT, FIXTURES, AND OWNER'S WALL-MOUNTED EQUIPMENT, INCLUDING BUT NOT LIMITED TO, TELEVISIONS/MONITORS, MARKER BOARDS, TACK BOARDS AND SIGNAGE. COORDINATE WITH OWNER ON LOCATIONS OF WALL-MOUNTED EQUIPMENT.
- H. PROVIDE 3/4" FIRE-RETARDANT TREATED PLYWOOD AS BACKING PANELS FOR TELEPHONE & ELECTRICAL EQUIPMENT. INSTALL AT 1'-0" AFF TO FINISHED CEILING. PAINT PLYWOOD TO MATCH ADJACENT WALL FINISH. COORDINATE FINAL SIZE AND LOCATION WITH OWNER.

KEYNOTES PER SHEET

0550-01	LADDER
0551-03	STEEL PIPE GUARDRAIL
0551-08	RAILING TYPE 2B - VERTICAL STEEL PIPE GUARDRAIL ONLY - SEE SHEET A520 FOR DETAILS
B2010-01	BRICK ON 12" CMU, REFER TO A000



2ND FLR PLAN - AREA A2

1/8" = 1'-0" | A102A2



E

PROJECT INFORMATION

KAUKAUNA NEW  
MIDDLE SCHOOL

D

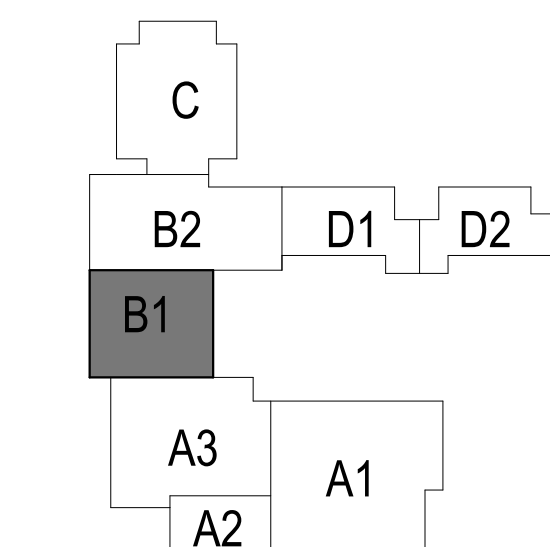
KAUKAUNA, WI,  
54130

ISSUANCE AND REVISIONS

DATE	DESCRIPTION
11/26/2025	PLANNING COMMISSION

C

KEY PLAN



B

SHEET INFORMATION

**PROGRESS DOCUMENTS  
NOT FOR CONSTRUCTION**

These documents reflect progress and intent and may be subject to change, including additional detail. These are not final construction documents and shall not be used for final bidding or construction-related purposes.

PROJECT MANAGER RS

A

PROJECT NUMBER 323425-01

2ND FLR PLAN -  
AREA B1

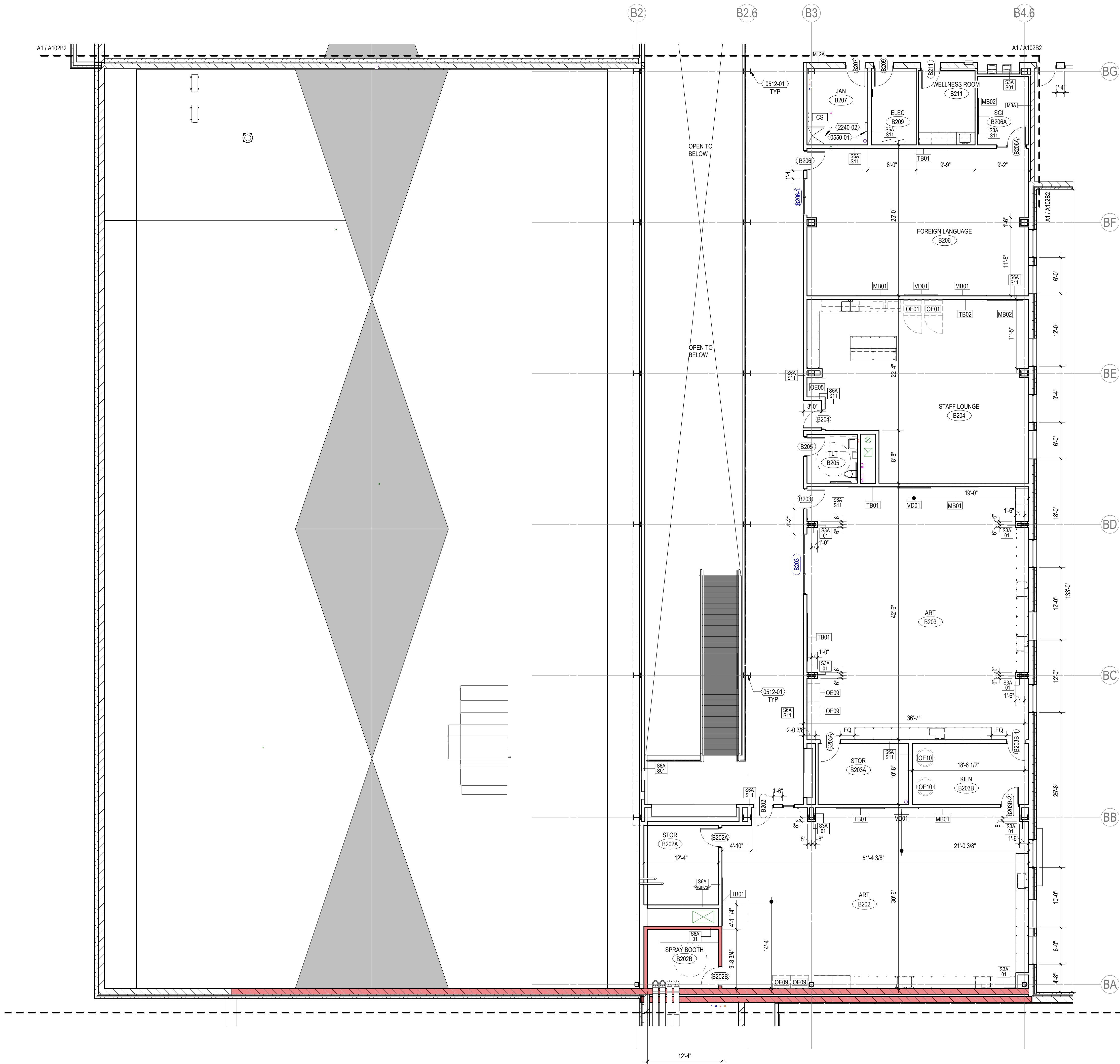
**A102B1**

FLOOR PLAN NOTES

- A. BEFORE BEGINNING WORK, VERIFY THE EXISTENCE AND LOCATION OF PLUMBING, MECHANICAL AND ELECTRICAL SYSTEMS AND OTHER CONSTRUCTION AFFECTING THE WORK. IF DISCREPANCIES ARE DISCOVERED, NOTIFY ARCHITECT PROMPTLY.
- B. ALL DIMENSION STRINGS ARE TO FINISH FACE OF WALL, UNLESS NOTED OTHERWISE.
- C. REFER TO SHEET A010 FOR REFERENCED PARTITION TYPES AND DETAILS. WALLS NOT TAGGED ON THESE PLANS SHALL BE PARTITION TYPE S3A-S11.
- D. PROVIDE MOISTURE- AND MOLD-RESISTANT GYPSUM BOARD AT THE FOLLOWING LOCATIONS:
- ENTIRE WALL DIRECTLY BEHIND OR ADJACENT TO ANY PLUMBING FIXTURE INCLUDING, BUT NOT LIMITED TO, WATER CLOSETS, SHOWERS, DRINKING FOUNTAINS, SINKS, LAVATORIES AND EYEWASHES.
  - ALL WALLS OF AREAS INCLUDING, BUT NOT LIMITED TO, SINGLE OCCUPANT TOILET ROOMS, JANITOR CLOSETS, COMMERCIAL KITCHENS, DISHWASHING, ETC.
  - WHERE CERAMIC TILE OR SOLID SURFACE WALL CLADDING IS SCHEDULED, PROVIDE CEMENT BOARD BACKER BOARD IN LIEU OF GYPSUM BOARD.
- E. LOCATE ALL DOOR JAMBS 4" FROM ADJACENT PERPENDICULAR WALL, UNLESS NOTED OTHERWISE.
- F. PREPARE FLOOR LEVEL AND SMOOTH FOR NEW HARD SURFACE FINISHES.
- G. PROVIDE BLOCKING IN WALLS AS REQUIRED FOR NEW MILLWORK, CASEWORK, ACCESSORIES, EQUIPMENT, FIXTURES, AND OWNER'S WALL-MOUNTED EQUIPMENT, INCLUDING BUT NOT LIMITED TO, TELEVISIONS/MONITORS, MARKER BOARDS, TACK BOARDS AND SIGNAGE. COORDINATE WITH OWNER ON LOCATIONS OF WALL-MOUNTED EQUIPMENT.
- H. PROVIDE 3/4" FIRE-RETARDANT TREATED PLYWOOD AS BACKING PANELS FOR TELEPHONE & ELECTRICAL EQUIPMENT. INSTALL AT 1'-0" AFF TO FINISHED CEILING. PAINT PLYWOOD TO MATCH ADJACENT WALL FINISH. COORDINATE FINAL SIZE AND LOCATION WITH OWNER.

KEYNOTES PER SHEET

0512-01	ACCESS CATEGORY 3
0550-01	LADDER
2240-02	FLOOR MOUNTED MOP SINK (SEE PLUMBING DOCUMENTS)





E

PROJECT INFORMATION

KAUKAUNA NEW  
MIDDLE SCHOOL

- FLOOR PLAN NOTES**
- A. BEFORE BEGINNING WORK, VERIFY THE EXISTENCE AND LOCATION OF PLUMBING, MECHANICAL AND ELECTRICAL SYSTEMS AND OTHER CONSTRUCTION AFFECTING THE WORK. IF DISCREPANCIES ARE DISCOVERED, NOTIFY ARCHITECT PROMPTLY.
- B. ALL DIMENSION STRINGS ARE TO FINISH FACE OF WALL, UNLESS NOTED OTHERWISE.
- C. REFER TO SHEET A010 FOR REFERENCED PARTITION TYPES AND DETAILS. WALLS NOT TAGGED ON THESE PLANS SHALL BE PARTITION TYPE S3A-S11.
- D. PROVIDE MOISTURE- AND MOLD-RESISTANT GYPSUM BOARD AT THE FOLLOWING LOCATIONS:
- ENTIRE WALL DIRECTLY BEHIND OR ADJACENT TO ANY PLUMBING FIXTURE INCLUDING, BUT NOT LIMITED TO, WATER CLOSETS, SHOWERS, DRINKING FOUNTAINS, SINKS, LAVATORIES AND EYEWASHES.
  - ALL WALLS OF AREAS INCLUDING, BUT NOT LIMITED TO, SINGLE OCCUPANT TOILET ROOMS, JANITOR CLOSETS, COMMERCIAL KITCHENS, DISHWASHING, ETC.
  - WHERE CERAMIC TILE OR SOLID SURFACE WALL CLADDING IS SCHEDULED, PROVIDE CEMENT BOARD BACKER BOARD IN LIEU OF GYPSUM BOARD.
- E. LOCATE ALL DOOR JAMBS 4" FROM ADJACENT PERPENDICULAR WALL, UNLESS NOTED OTHERWISE.
- F. PREPARE FLOOR LEVEL AND SMOOTH FOR NEW HARD SURFACE FINISHES.
- G. PROVIDE BLOCKING IN WALLS AS REQUIRED FOR NEW MILLWORK, CASEWORK, ACCESSORIES, EQUIPMENT, FIXTURES, AND OWNER'S WALL-MOUNTED EQUIPMENT, INCLUDING BUT NOT LIMITED TO, TELEVISIONS/MONITORS, MARKER BOARDS, TACK BOARDS AND SIGNAGE. COORDINATE WITH OWNER ON LOCATIONS OF WALL-MOUNTED EQUIPMENT.
- H. PROVIDE 3/4" FIRE-RETARDANT TREATED PLYWOOD AS BACKING PANELS FOR TELEPHONE & ELECTRICAL EQUIPMENT. INSTALL AT 1'-0" AFF TO FINISHED CEILING. PAINT PLYWOOD TO MATCH ADJACENT WALL FINISH. COORDINATE FINAL SIZE AND LOCATION WITH OWNER.

KEYNOTES PER SHEET	
0512-01	AECS CATEGORY 3
0550-01	LADDER
1043-01	AUTOMATED EXTERNAL DEFIBRILLATOR CABINET
1044-01	SEMI-RECESSED FIRE EXTINGUISHER CABINET
1080-01	BOOK DROP

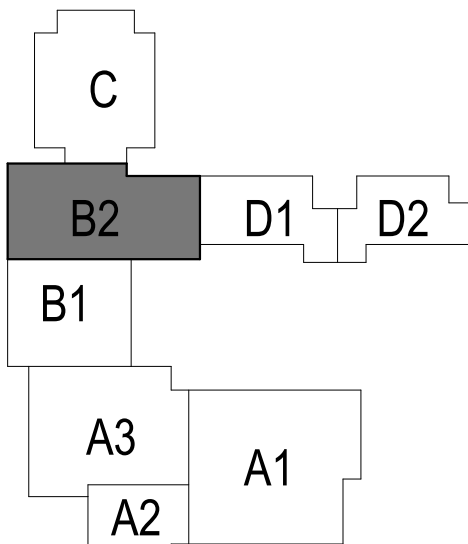
D KAUKAUNA, WI,  
54130

ISSUANCE AND REVISIONS

DATE	DESCRIPTION
11/26/2025	PLANNING COMMISSION

C

KEY PLAN



B

SHEET INFORMATION

**PROGRESS DOCUMENTS  
NOT FOR CONSTRUCTION**

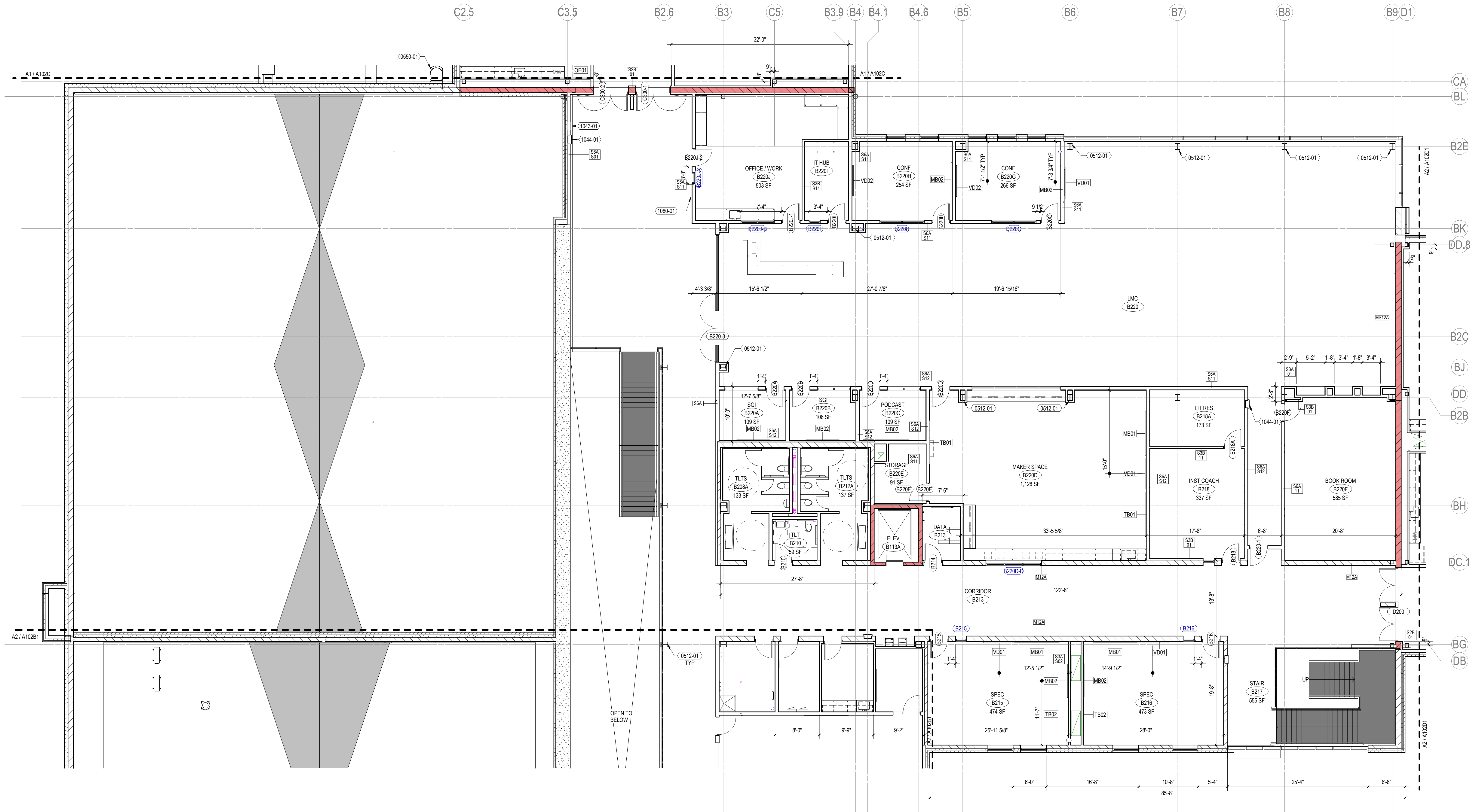
These documents reflect progress and intent and may be subject to change, including additional detail. These are not final construction documents and shall not be used for final bidding or construction-related purposes.

PROJECT MANAGER RS

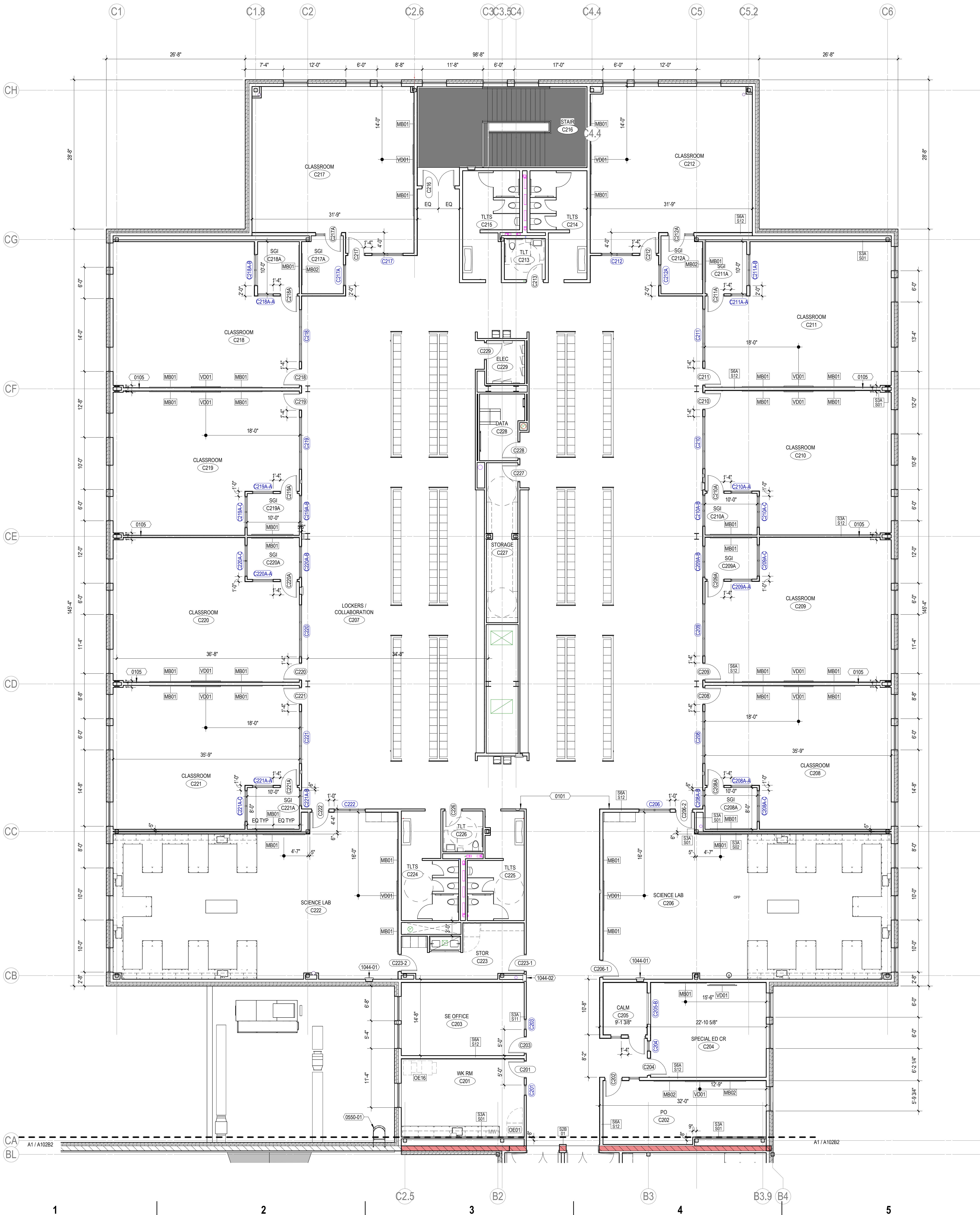
A PROJECT NUMBER 323425-01

2ND FLR PLAN -  
AREA B2

**A102B2**







- FLOOR PLAN NOTES**
- A. BEFORE BEGINNING WORK, VERIFY THE EXISTENCE AND LOCATION OF PLUMBING, MECHANICAL AND ELECTRICAL SYSTEMS AND OTHER CONSTRUCTION AFFECTING THE WORK. IF DISCREPANCIES ARE DISCOVERED, NOTIFY ARCHITECT PROMPTLY.
- B. ALL DIMENSION STRINGS ARE TO FINISH FACE OF WALL, UNLESS NOTED OTHERWISE
- C. REFER TO SHEET A010 FOR REFERENCED PARTITION TYPES AND DETAILS. WALLS NOT TAGGED ON THESE PLANS SHALL BE PARTITION TYPE S3A-S11.
- D. PROVIDE MOISTURE- AND MOLD-RESISTANT GYPSUM BOARD AT THE FOLLOWING LOCATIONS:
- ENTIRE WALL DIRECTLY BEHIND OR ADJACENT TO ANY PLUMBING FIXTURE INCLUDING, BUT NOT LIMITED TO, WATER CLOSETS, SHOWERS, DRINKING FOUNTAINS, SINKS, LAVATORIES AND EYEWASHES.
  - ALL WALLS OF AREAS INCLUDING, BUT NOT LIMITED TO, SINGLE OCCUPANT TOILET ROOMS, JANITOR CLOSETS, COMMERCIAL KITCHENS, DISHWASHING, ETC.
  - WHERE CERAMIC TILE OR SOLID SURFACE WALL CLADDING IS SCHEDULED, PROVIDE CEMENT BOARD BACKER BOARD IN LIEU OF GYPSUM BOARD.
- E. LOCATE ALL DOOR JAMBS 4" FROM ADJACENT PERPENDICULAR WALL, UNLESS NOTED OTHERWISE.
- F. PREPARE FLOOR LEVEL AND SMOOTH FOR NEW HARD SURFACE FINISHES.
- G. PROVIDE BLOCKING IN WALLS AS REQUIRED FOR NEW MILLWORK, CASEWORK, ACCESSORIES, EQUIPMENT, FIXTURES, AND OWNER'S WALL-MOUNTED EQUIPMENT, INCLUDING BUT NOT LIMITED TO, TELEVISIONS/MONITORS, MARKER BOARDS, TACK BOARDS AND SIGNAGE. COORDINATE WITH OWNER ON LOCATIONS OF WALL-MOUNTED EQUIPMENT.
- H. PROVIDE 3/4" FIRE-RETARDANT TREATED PLYWOOD AS BACKING PANELS FOR TELEPHONE & ELECTRICAL EQUIPMENT. INSTALL AT 1'-0" AFF TO FINISHED CEILING. PAINT PLYWOOD TO MATCH ADJACENT WALL FINISH. COORDINATE FINAL SIZE AND LOCATION WITH OWNER.

**KEYNOTES PER SHEET**

0101	ALIGN
0105	CENTER WALL ON COLUMN LINE
0550-01	LADDER
1044-01	SEMI-RECESSED FIRE EXTINGUISHER CABINET
1044-02	RECESSED FIRE EXTINGUISHER CABINET

**euta**

milwaukee | madison | green bay | denver | atlanta

**PROJECT INFORMATION**

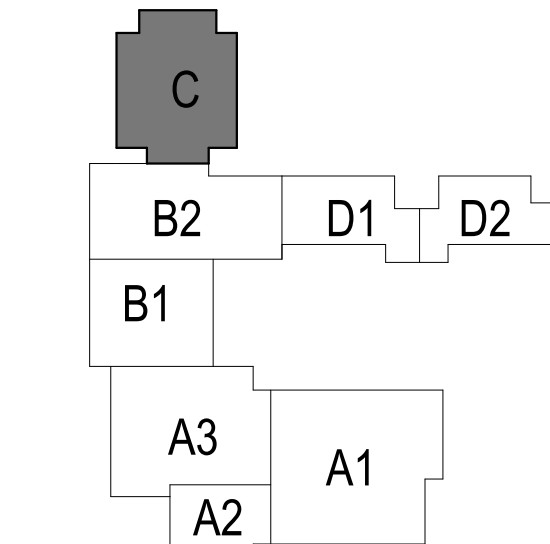
**KAUKAUNA NEW MIDDLE SCHOOL**

**D KAUKAUNA, WI, 54130**

**ISSUANCE AND REVISIONS**

DATE	DESCRIPTION
11/26/2025	PLANNING COMMISSION

**KEY PLAN**



**SHEET INFORMATION**

**PROGRESS DOCUMENTS NOT FOR CONSTRUCTION**

These documents reflect progress and intent and may be subject to change, including additional detail. These are not final construction documents and shall not be used for final bidding or construction-related purposes.

PROJECT MANAGER RS  
PROJECT NUMBER 323425-01

**2ND FLR PLAN - AREA C**

**A102C**

© 2025 Epstein Uhen Architects, Inc.





milwaukee | madison | green bay | denver | atlanta

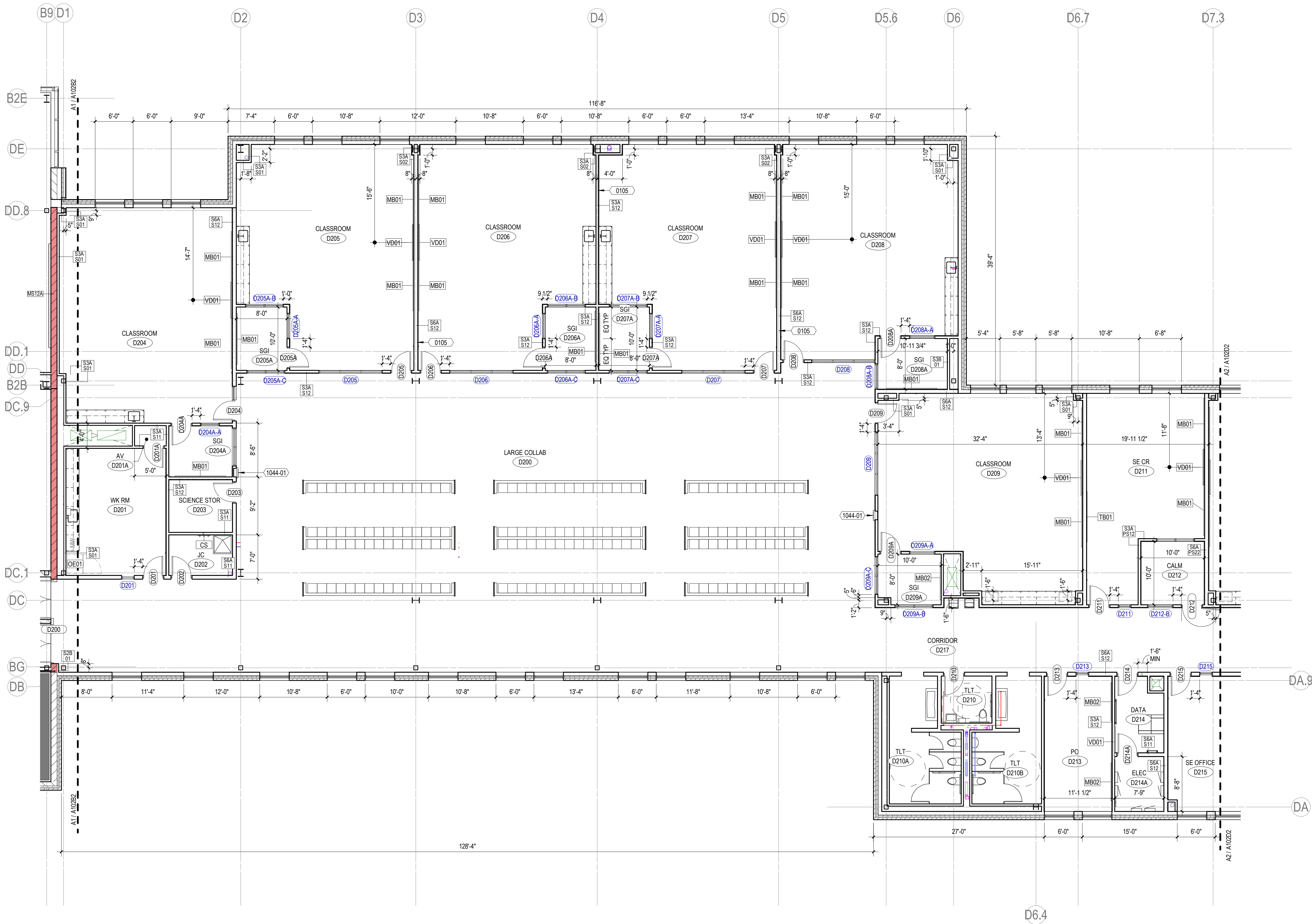
E

PROJECT INFORMATION

KAUKAUNA NEW  
MIDDLE SCHOOL

- ### FLOOR PLAN NOTES
- A. BEFORE BEGINNING WORK, VERIFY THE EXISTENCE AND LOCATION OF PLUMBING, MECHANICAL AND ELECTRICAL SYSTEMS AND OTHER CONSTRUCTION AFFECTING THE WORK. IF DISCREPANCIES ARE DISCOVERED, NOTIFY ARCHITECT PROMPTLY.
- B. ALL DIMENSION STRINGS ARE TO FINISH FACE OF WALL, UNLESS NOTED OTHERWISE.
- C. REFER TO SHEET A010 FOR REFERENCED PARTITION TYPES AND DETAILS. WALLS NOT TAGGED ON THESE PLANS SHALL BE PARTITION TYPE S3A-S11.
- D. PROVIDE MOISTURE- AND MOLD-RESISTANT GYPSUM BOARD AT THE FOLLOWING LOCATIONS:
- ENTIRE WALL DIRECTLY BEHIND OR ADJACENT TO ANY PLUMBING FIXTURE INCLUDING, BUT NOT LIMITED TO, WATER CLOSETS, SHOWERS, DRINKING FOUNTAINS, SINKS, LAVATORIES AND EYEWASHES.
  - ALL WALLS OF AREAS INCLUDING, BUT NOT LIMITED TO, SINGLE OCCUPANT TOILET ROOMS, JANITOR CLOSETS, COMMERCIAL KITCHENS, DISHWASHING, ETC.
  - WHERE CERAMIC TILE OR SOLID SURFACE WALL CLADDING IS SCHEDULED, PROVIDE CEMENT BOARD BACKER BOARD IN LIEU OF GYPSUM BOARD.
- E. LOCATE ALL DOOR JAMBS 4" FROM ADJACENT PERPENDICULAR WALL, UNLESS NOTED OTHERWISE.
- F. PREPARE FLOOR LEVEL AND SMOOTH FOR NEW HARD SURFACE FINISHES.
- G. PROVIDE BLOCKING IN WALLS AS REQUIRED FOR NEW MILLWORK, CASEWORK, ACCESSORIES, EQUIPMENT, FIXTURES, AND OWNER'S WALL-MOUNTED EQUIPMENT, INCLUDING BUT NOT LIMITED TO, TELEVISIONS/MONITORS, MARKER BOARDS, TACK BOARDS AND SIGNAGE. COORDINATE WITH OWNER ON LOCATIONS OF WALL-MOUNTED EQUIPMENT.
- H. PROVIDE 3/4" FIRE-RETARDANT TREATED PLYWOOD AS BACKING PANELS FOR TELEPHONE & ELECTRICAL EQUIPMENT. INSTALL AT 1'-0" AFF TO FINISHED CEILING. PAINT PLYWOOD TO MATCH ADJACENT WALL FINISH. COORDINATE FINAL SIZE AND LOCATION WITH OWNER.

KEYNOTES PER SHEET	
0105	CENTER WALL ON COLUMN LINE
1044-01	SEMI-RECESSED FIRE EXTINGUISHER CABINET



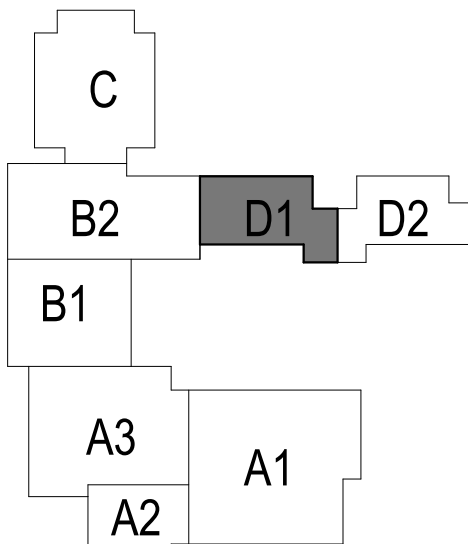
D KAUKAUNA, WI,  
54130

ISSUANCE AND REVISIONS

DATE	DESCRIPTION
11/26/2025	PLANNING COMMISSION

C

KEY PLAN



B

SHEET INFORMATION

**PROGRESS DOCUMENTS  
NOT FOR CONSTRUCTION**

These documents reflect progress and intent and may be subject to change, including additional detail. These are not final construction documents and shall not be used for final bidding or construction-related purposes.

PROJECT MANAGER RS

A PROJECT NUMBER 323425-01

2ND FLR PLAN -  
AREA D1

**A102D1**

© 2025 Epstein Uhen Architects, Inc.

N  
A2 2ND FLR PLAN - AREA D1  
1/8" = 1'-0" | A102D1





milwaukee | madison | green bay | denver | atlanta

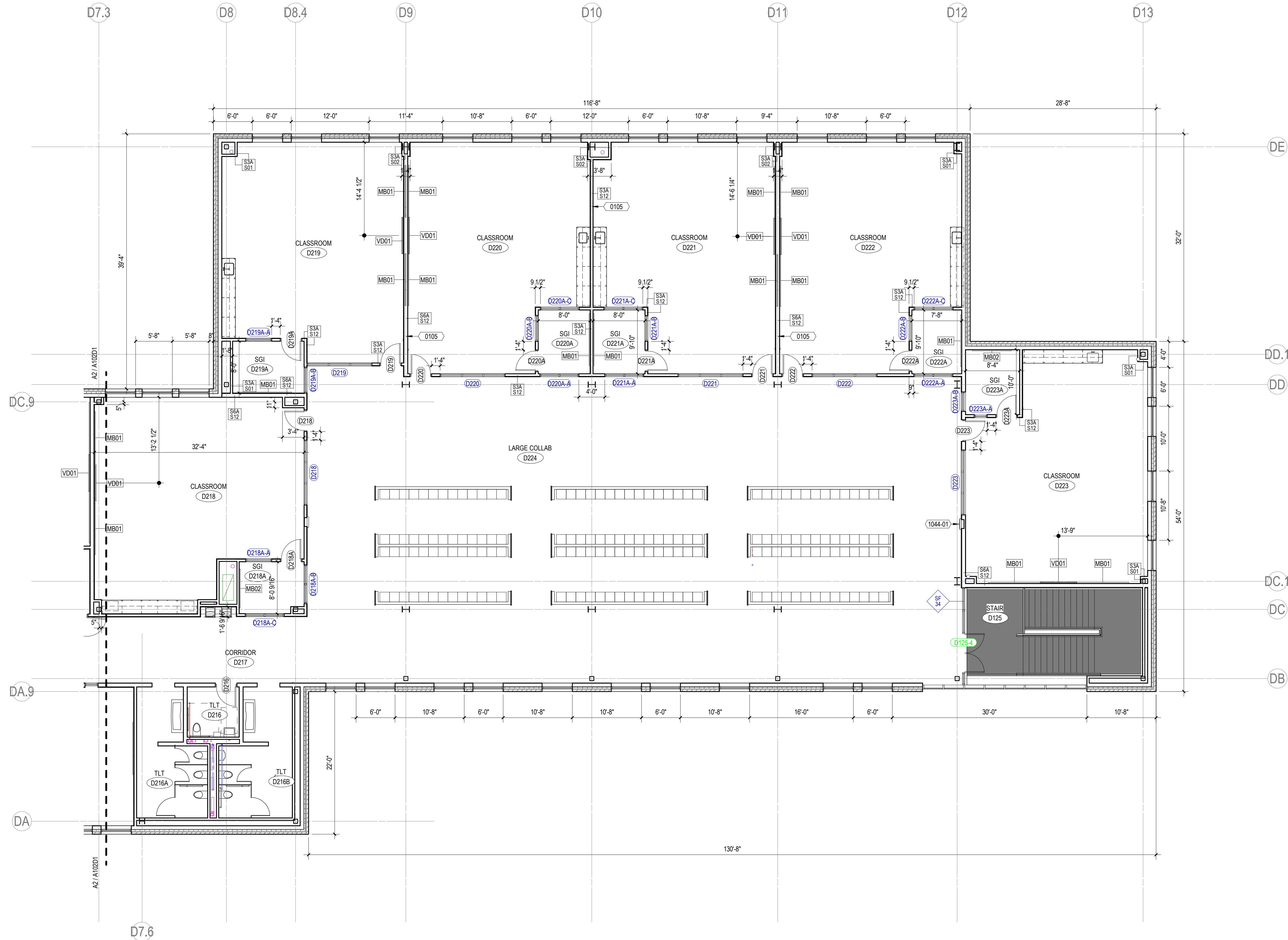
E

PROJECT INFORMATION

KAUKAUNA NEW  
MIDDLE SCHOOL

- FLOOR PLAN NOTES**
- A. BEFORE BEGINNING WORK, VERIFY THE EXISTENCE AND LOCATION OF PLUMBING, MECHANICAL AND ELECTRICAL SYSTEMS AND OTHER CONSTRUCTION AFFECTING THE WORK. IF DISCREPANCIES ARE DISCOVERED, NOTIFY ARCHITECT PROMPTLY.
- B. ALL DIMENSION STRINGS ARE TO FINISH FACE OF WALL, UNLESS NOTED OTHERWISE.
- C. REFER TO SHEET A010 FOR REFERENCED PARTITION TYPES AND DETAILS. WALLS NOT TAGGED ON THESE PLANS SHALL BE PARTITION TYPE S3A-S11.
- D. PROVIDE MOISTURE- AND MOLD-RESISTANT GYPSUM BOARD AT THE FOLLOWING LOCATIONS:
- ENTIRE WALL DIRECTLY BEHIND OR ADJACENT TO ANY PLUMBING FIXTURE INCLUDING, BUT NOT LIMITED TO, WATER CLOSETS, SHOWERS, DRINKING FOUNTAINS, SINKS, LAVATORIES AND EYEWASHES.
  - ALL WALLS OF AREAS INCLUDING, BUT NOT LIMITED TO, SINGLE OCCUPANT TOILET ROOMS, JANITOR CLOSETS, COMMERCIAL KITCHENS, DISHWASHING, ETC.
  - WHERE CERAMIC TILE OR SOLID SURFACE WALL CLADDING IS SCHEDULED, PROVIDE CEMENT BOARD BACKER BOARD IN LIEU OF GYPSUM BOARD.
- E. LOCATE ALL DOOR JAMBS 4" FROM ADJACENT PERPENDICULAR WALL, UNLESS NOTED OTHERWISE.
- F. PREPARE FLOOR LEVEL AND SMOOTH FOR NEW HARD SURFACE FINISHES.
- G. PROVIDE BLOCKING IN WALLS AS REQUIRED FOR NEW MILLWORK, CASEWORK, ACCESSORIES, EQUIPMENT, FIXTURES, AND OWNER'S WALL-MOUNTED EQUIPMENT, INCLUDING BUT NOT LIMITED TO, TELEVISIONS/MONITORS, MARKER BOARDS, TACK BOARDS AND SIGNAGE. COORDINATE WITH OWNER ON LOCATIONS OF WALL-MOUNTED EQUIPMENT.
- H. PROVIDE 3/4" FIRE-RETARDANT TREATED PLYWOOD AS BACKING PANELS FOR TELEPHONE & ELECTRICAL EQUIPMENT. INSTALL AT 1'-0" AFF TO FINISHED CEILING. PAINT PLYWOOD TO MATCH ADJACENT WALL FINISH. COORDINATE FINAL SIZE AND LOCATION WITH OWNER.

KEYNOTES PER SHEET	
0105	CENTER WALL ON COLUMN LINE
1044-01	SEMI-RECESSED FIRE EXTINGUISHER CABINET



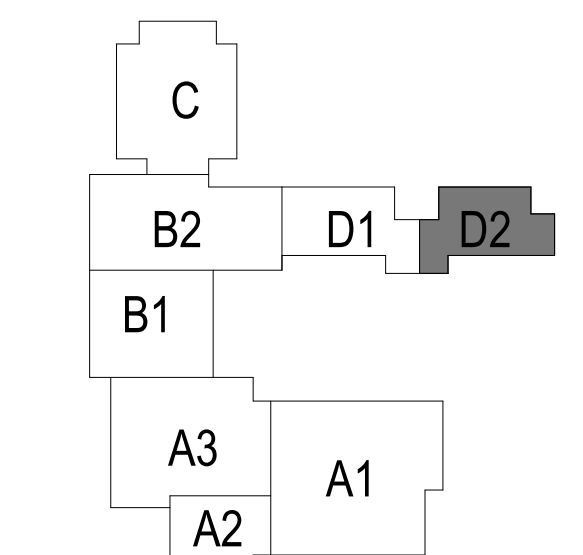
D KAUKAUNA, WI,  
54130

ISSUANCE AND REVISIONS

DATE	DESCRIPTION
11/26/2025	PLANNING COMMISSION

C

KEY PLAN



B

SHEET INFORMATION

**PROGRESS DOCUMENTS  
NOT FOR CONSTRUCTION**

These documents reflect progress and intent and may be subject to change, including additional detail. These are not final construction documents and shall not be used for final bidding or construction-related purposes.

PROJECT MANAGER	RS
PROJECT NUMBER	323425-01

A

2ND FLR PLAN -  
AREA D2

**A102D2**

© 2025 Epstein Uhen Architects, Inc.



ROOFING NOTE:  
WALKWAY PADS ARE NOT SHOWN FOR CLARITY.  
ASSUME PADS FROM ACCESS POINTS TO EACH  
ROOFTOP UNIT.

- ROOF PLAN NOTES
- A.

ALL CONTRACTORS SHALL COORDINATE AND LOCATE ALL ROOF OPENINGS AND PENETRATIONS WITH STRUCTURAL, PLUMBING, MECHANICAL AND ELECTRICAL DRAWINGS.
- B.

PROVIDE WATER TIGHT INTEGRITY AT ALL PENETRATIONS AND EQUIPMENT PER ROOFING MANUFACTURERS STANDARD DETAILS AND REQUIREMENT FOR WARRANTY AND CURRENT NRCA STANDARDS.
- C.

PROVIDE 4'-0" X 4'-0" PANS AT ROOF DRAINS.
- D.

PROVIDE TAPERED INSULATION SADDLES AND CRICKETS AT 1/4" PER FOOT AT ALL ROOF TOP EQUIPMENT AND PENETRATIONS TO ENSURE POSITIVE DRAINAGE.

- ROOF PLAN LEGEND
- RD

ROOF DRAIN
- OFD

OVERFLOW DRAIN
- DS

DOWNSPOUT
- MEMBRANE ROOF PAVER
- X"

INSULATION THICKNESS
- SLOPE DIRECTION OF ROOF & TAPERED INSULATION
- TAPERED INSULATION / SADDLES WITH MINIMUM SLOPE OF 1/2" PER FOOT, UNLESS NOTED OTHERWISE
- TAPERED INSULATION / SADDLES WITH MINIMUM SLOPE OF 1/4" PER FOOT, UNLESS NOTED OTHERWISE
- SEE SHEET A000 FOR ROOF ASSEMBLY INFORMATION

- KEYNOTES PER SHEET
- 0550-07

ROOF HATCH
- 0551-05

ROOF LADDER - COORDINATE BLOCKING REQUIREMENTS WITH MOUNTING SURFACE
- 1082-01

UNIT MOUNTED EQUIPMENT SCREEN
- B3010-01

ROOFING MEMBRANE OVER BOARD INSULATION OVER ROOF DECK (SLOPED STRUCTURE) - REFER TO SHEET A000 FOR SYSTEM TYPES
- B3010-02

ROOFING MEMBRANE OVER BOARD INSULATION OVER ROOF DECK (FLAT STRUCTURE) - REFER TO SHEET A000 FOR SYSTEM TYPES
- B3010-03

ROOFING MEMBRANE OVER BOARD INSULATION OVER DECK SHEATHING OVER ACoustICAL ROOF DECK (SLOPED STRUCTURE) - REFER TO SHEET A000 FOR SYSTEM TYPES
- B3010-04

ROOFING MEMBRANE OVER BOARD INSULATION OVER DECK SHEATHING OVER ACoustICAL ROOF DECK (FLAT STRUCTURE) - REFER TO SHEET A000 FOR SYSTEM TYPES
- B3010-06

ROOFING MEMBRANE OVER BOARD INSULATION OVER HEAVY TIMBER ROOF DECK (SLOPED STRUCTURE) - REFER TO SHEET A000 FOR SYSTEM TYPES
- B3010-06A

ROOFING MEMBRANE OVER BOARD INSULATION OVER HEAVY TIMBER ROOF DECK (SLOPED STRUCTURE) - REFER TO SHEET A000 FOR SYSTEM TYPES
- B3010-07

ROOFING MEMBRANE OVER BOARD INSULATION OVER PRECAST PLANKS (FLAT STRUCTURE) - REFER TO SHEET A000 FOR SYSTEM TYPES



milwaukee | madison | green bay | denver | atlanta

E

PROJECT INFORMATION

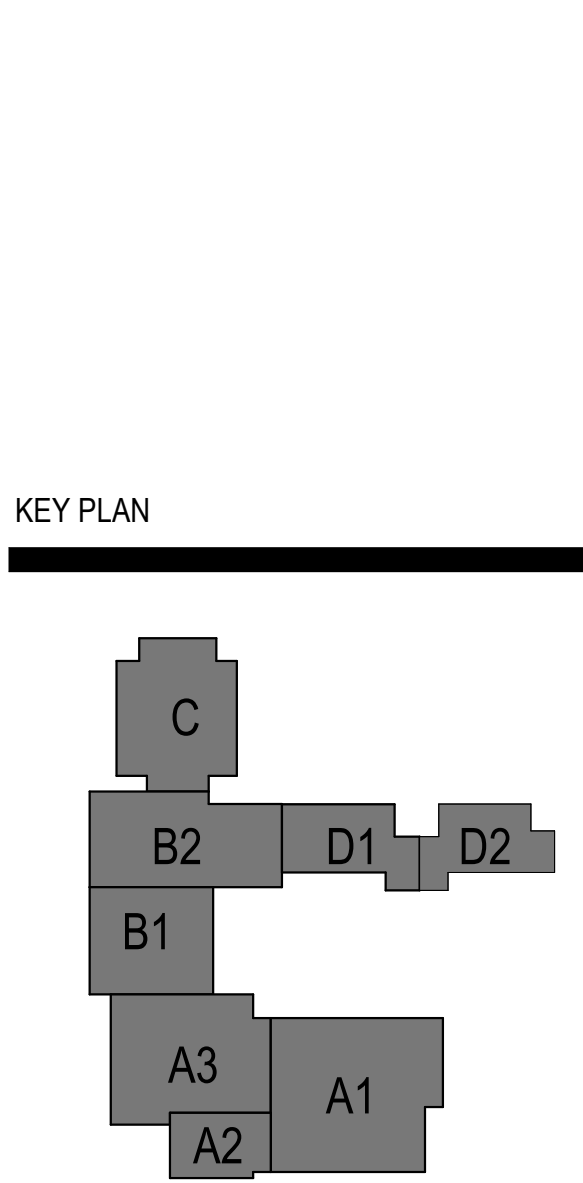
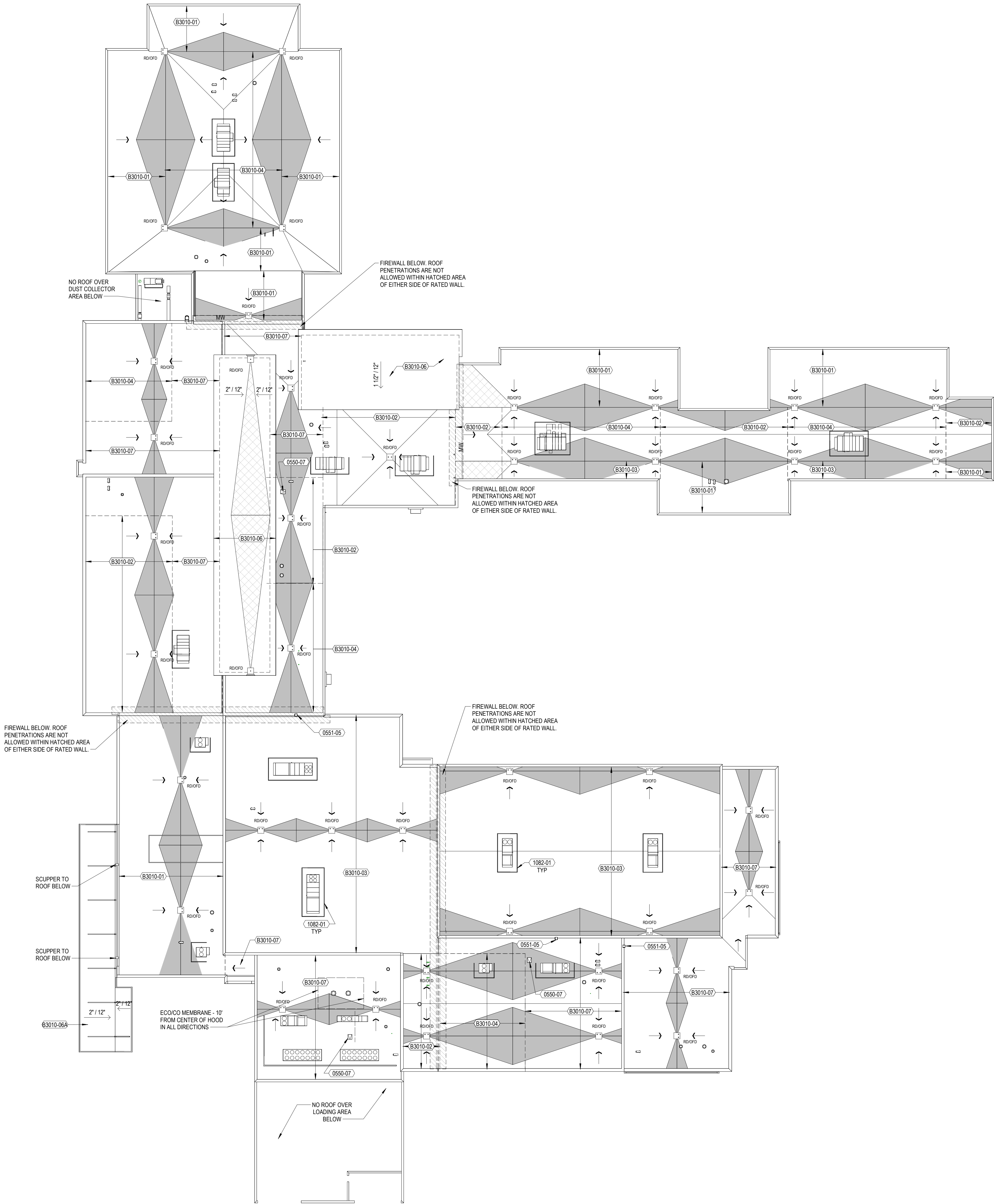
KAUKAUNA NEW MIDDLE SCHOOL

D

KAUKAUNA, WI, 54130

ISSUANCE AND REVISIONS

DATE	DESCRIPTION
11/26/2025	PLANNING COMMISSION



SHEET INFORMATION

PROGRESS DOCUMENTS  
NOT FOR CONSTRUCTION

These documents reflect progress and intent and may be subject to change, including additional detail. These are not final construction documents and shall not be used for final bidding or construction-related purposes.

PROJECT MANAGER

RS

A

PROJECT NUMBER

323425-01

ROOF PLAN

A104

© 2025 Epstein Uhen Architects, Inc.

N

A3

OVERALL ROOF PLAN

1" = 30'-0" | A104

1

2

3

4

5

6

7



EXTERIOR ELEVATION NOTES

A.

SEE SHEET A220 FOR EXTERIOR FRAME TYPES AND DIMENSIONS.

B.

PROVIDE CONTINUOUS SEALANT AND BACKER ROD AT ALL PRECAST CONCRETE JOINTS.

C.

ALL INSIDE AND OUTSIDE CORNERS OF PRECAST TRIM TO NOT BE MITERED.

D.

EXTERIOR SIGNAGE ON BUILDING TO BE COORDINATED AND VERIFIED WITH ARCHITECT, OWNER AND SIGNAGE VENDOR.

E.

ALL VERTICAL INSIDE CORNERS TO HAVE 1/2" MOVEMENT JOINT.

F.

MJ = INDICATES MOVEMENT JOINT - 1/2" GAP.

G.

PJ = INDICATES PANEL JOINT - 1/2" GAP.

euta

milwaukee | madison | green bay | denver | atlanta

E



E1

NORTH - GYM AND MPP


1" = 30'-0" | A200



E3

SOUTH - SLC

1" = 30'-0" | A200



B2

SOUTH - OVERALL

1" = 30'-0" | A200



C1

EAST - OVERALL

1" = 30'-0" | A200



B2

NORTH - OVERALL

1" = 30'-0" | A200



A1

WEST - OVERALL

1" = 30'-0" | A200

PROJECT INFORMATION

KAUKAUNA NEW  
MIDDLE SCHOOL

D KAUKAUNA, WI,  
54130

ISSUANCE AND REVISIONS

DATE	DESCRIPTION
11/26/2025	PLANNING COMMISSION

C

KEY PLAN

B

SHEET INFORMATION

PROGRESS DOCUMENTS  
NOT FOR CONSTRUCTION

These documents reflect progress and intent and may be subject to change, including additional detail. These are not final construction documents and shall not be used for final bidding or construction-related purposes.

PROJECT MANAGER RS

A PROJECT NUMBER 323425-01

EXTERIOR  
ELEVATIONS

A200

© 2025 Epstein Uhen Architects, Inc.

1

2

3

4

5

6

7



E

EXTERIOR ELEVATION NOTES

- A. SEE SHEET A220 FOR EXTERIOR FRAME TYPES AND DIMENSIONS.

B. PROVIDE CONTINUOUS SEALANT AND BACKER ROD AT ALL PRECAST CONCRETE JOINTS.

C. ALL INSIDE AND OUTSIDE CORNERS OF PRECAST TRIM TO NOT BE MITERED.

D. EXTERIOR SIGNAGE ON BUILDING TO BE COORDINATED AND VERIFIED WITH ARCHITECT, OWNER AND SIGNAGE VENDOR.

E. ALL VERTICAL INSIDE CORNERS TO HAVE 1/2" MOVEMENT JOINT.

F. MJ = INDICATES MOVEMENT JOINT - 1/2" GAP.

G. PJ = INDICATES PANEL JOINT - 1/2" GAP.

KEYNOTES PER SHEET

0330-05	CAST-IN-PLACE CONCRETE PLANTER WALL
0420-11	1/2" RECESSED REVEAL - SINGLE COURSE
0550-08	DECORATIVE METAL GATE, MOTORIZED SLIDING FUNCTION, 100% SCREEN
0550-09	DECORATIVE METAL SWING GATE, 100% SCREEN
1082-01	UNIT MOUNTED EQUIPMENT SCREEN

EXTERIOR MATERIAL LEGEND

- FB-1A | UTILITY FACE BRICK 1/3 BOND - DARK

FB-1B | UTILITY FACE BRICK SOLDIER COURSE - DARK

FB-2A | UTILITY FACE BRICK 1/3 BOND - LIGHT

FB-2B | UTILITY FACE BRICK SOLDIER COURSE - LIGHT

CS-1 | CAST STONE

MCM-1 | COMPOSITE WALL PANEL - GRAY

MCM-2 | COMPOSITE WALL PANEL - ORANGE

MP-1 | PROFILED SINGLE SKIN METAL PANEL

MP-2 | WOOD LOOK METAL SIDING

COP-1 | METAL COPING

GLAM | GLULAM STRUCTURAL BEAM

CLT | CROSS LAMINATED TIMBER ROOF DECK

PROJECT INFORMATION

KAUKAUNA NEW MIDDLE SCHOOL

D KAUKAUNA, WI, 54130

ISSUANCE AND REVISIONS

DATE	DESCRIPTION
11/26/2025	PLANNING COMMISSION

C

KEY PLAN

B

SHEET INFORMATION

PROGRESS DOCUMENTS NOT FOR CONSTRUCTION

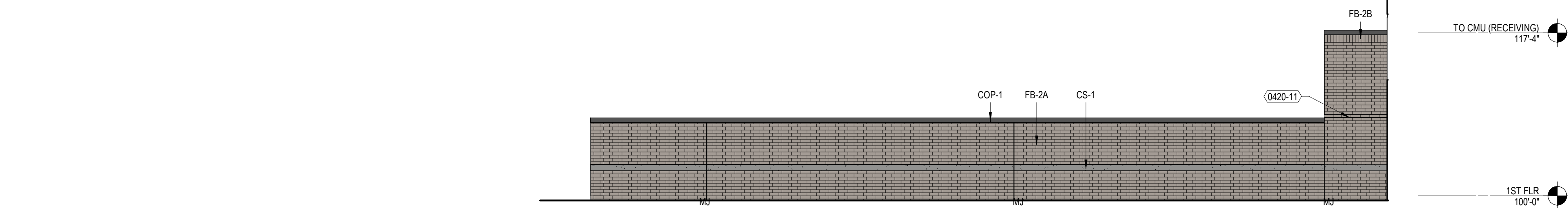
These documents reflect progress and intent and may be subject to change, including additional detail. These are not final construction documents and shall not be used for final bidding or construction-related purposes.

PROJECT MANAGER RS

A PROJECT NUMBER 323425-01

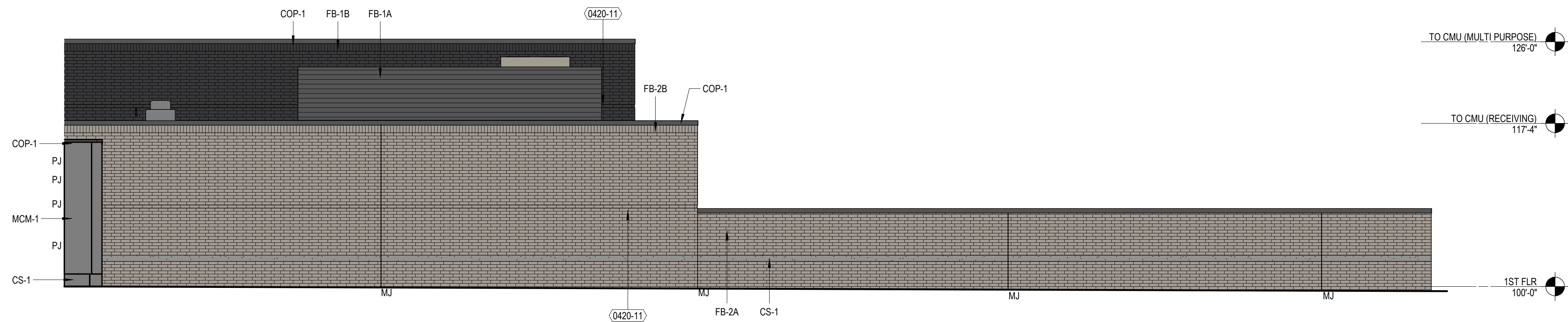
EXTERIOR ELEVATIONS

A201



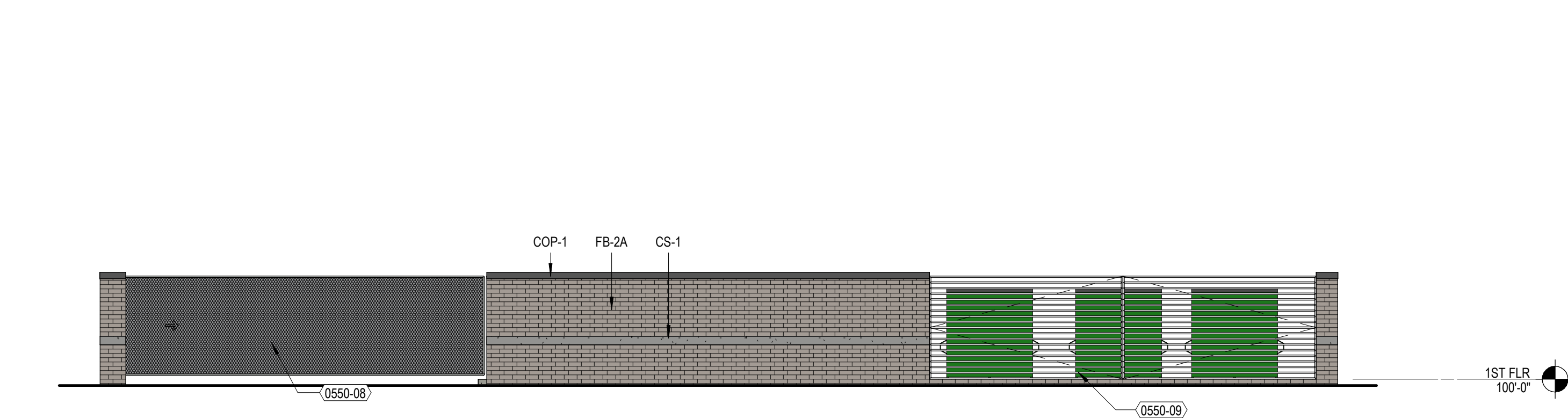
E2 EAST ELEVATION AT RECEIVING

1/8" = 1'-0" | A201



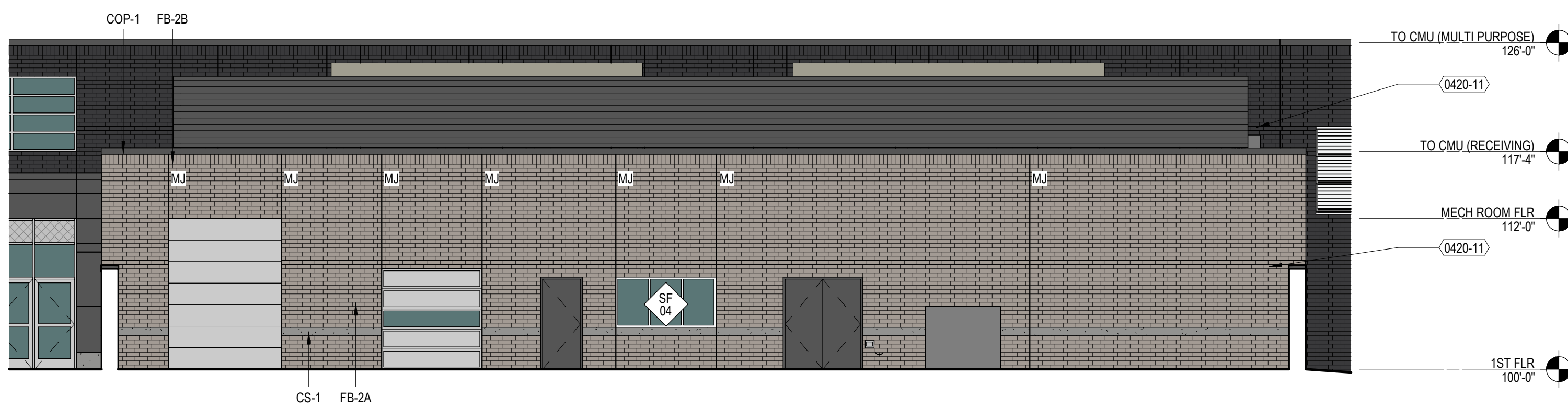
D1 WEST ELEVATION AT LOADING

1/8" = 1'-0" | A201



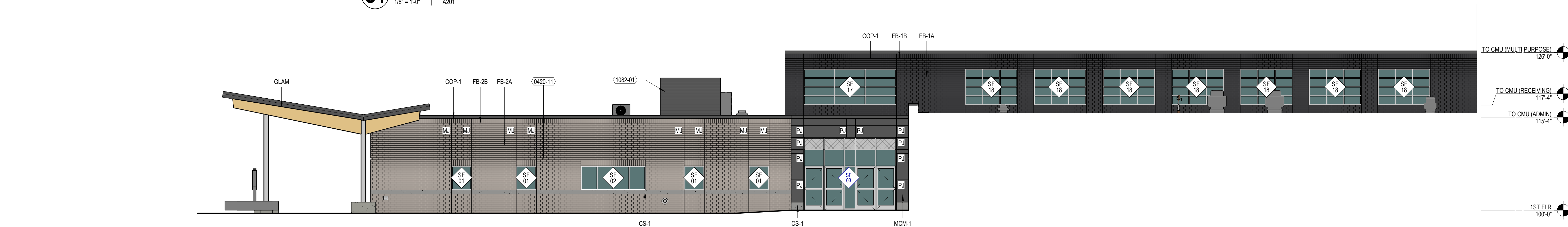
C1 SOUTH ELEVATION AT RECEIVING

1/8" = 1'-0" | A201

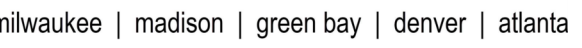


C4 SOUTH ELEVATION AT LOADING

1/8" = 1'-0" | A201







- FB-1A** | UTILITY FACE BRICK 1/3 BOND - DARK
- FB-1B** | UTILITY FACE BRICK SOLDIER COURSE -
- FB-2A** | UTILITY FACE BRICK 1/3 BOND - LIGHT
- FB-2B** | UTILITY FACE BRICK SOLDIER COURSE -
- CS-1** | CAST STONE
- MCM-1** | COMPOSITE WALL PANEL - GRAY
- MCM-2** | COMPOSITE WALL PANEL - ORANGE
- MP-1** | PROFILED SINGLE SKIN METAL PANEL
- MP-2** | WOOD LOOK METAL SIDING
- COP-1** | METAL COPING
- GLAM** | GLULAM STRUCTURAL BEAM
- CLT** | CROSS LAMINATED TIMBER ROOF DECK

- A. SEE SHEET A220 FOR EXTERIOR FRAME TYPES AND DIMENSIONS.
- B. PROVIDE CONTINUOUS SEALANT AND BACKER ROD AT ALL PRECAST CONCRETE JOINTS.
- C. ALL INSIDE AND OUTSIDE CORNERS OF PRECAST TRIM TO NOT BE MITERED.
- D. EXTERIOR SIGNAGE ON BUILDING TO BE COORDINATED AND VERIFIED WITH ARCHITECT, OWNER AND SIGNAGE VENDOR.
- E. ALL VERTICAL INSIDE CORNERS TO HAVE 1/2" MOVEMENT JOINT.
- F. MJ = INDICATES MOVEMENT JOINT - 1/2" GAP.
- G. PJ = INDICATES PANEL JOINT - 1/2" GAP.

0420-11	1/2" RECESSED REVEAL - SINGLE COURSE
0420-12	1/2" RECESSED REVEAL - ALTERNATING COURSES
05651-05	ROOF LADDER - COORDINATE BLOCKING REQUIREMENTS WITH MOUNTING SURFACE
1014-03	DIMENSIONAL LETTERING, 16" TALL, FONT AND FINAL SPELLING TBD
1082-01	UNIT MOUNTED EQUIPMENT SCREEN

KAUKAUNA NEW  
MIDDLE SCHOOL

DATE	DESCRIPTION
11/26/2025	PLANNING COMMISSION

**PROGRESS DOCUMENTS  
NOT FOR CONSTRUCTION**

PROJECT NUMBER 323425-01

# A202

025 Eppstein Uhen Architects, Inc.







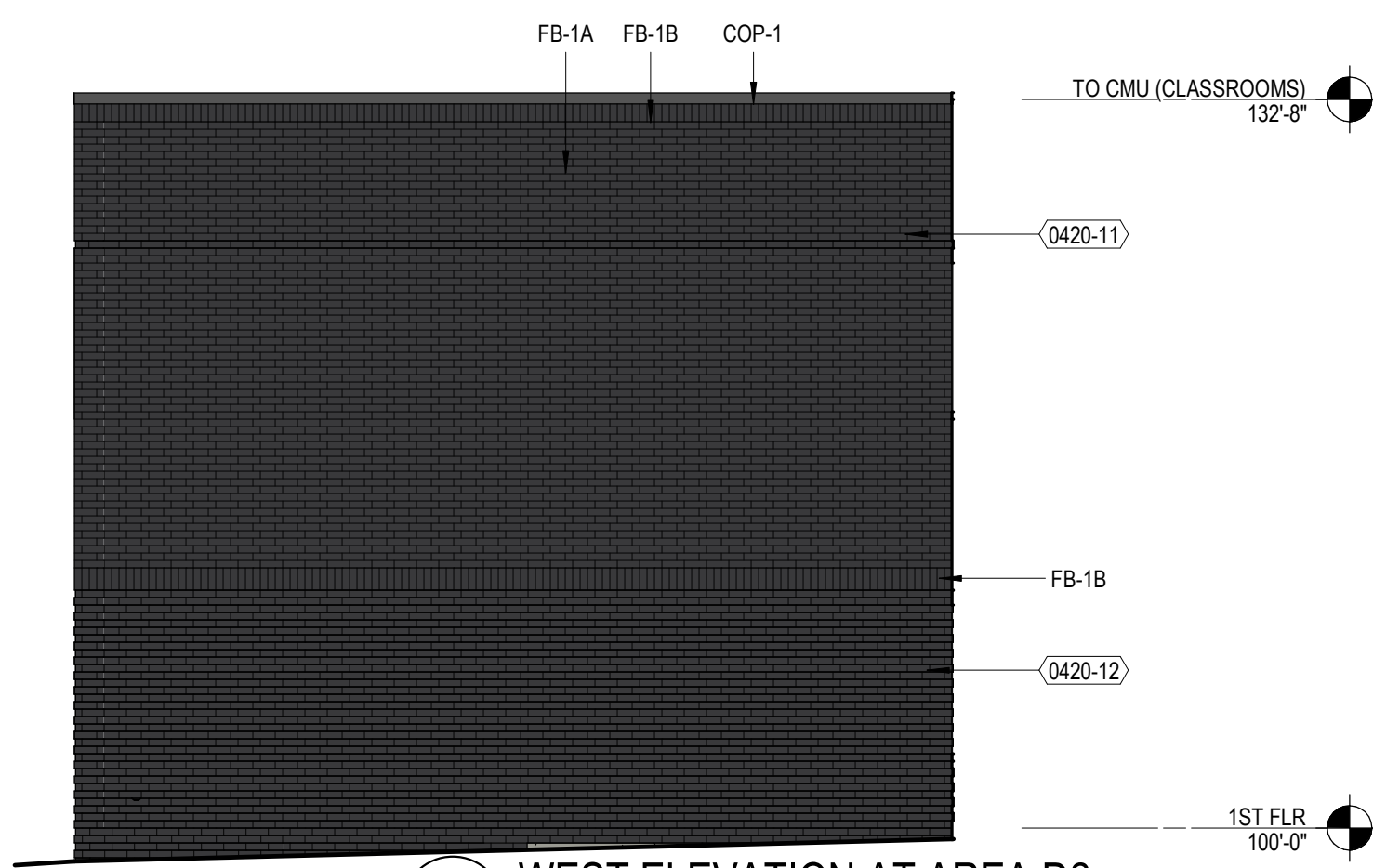
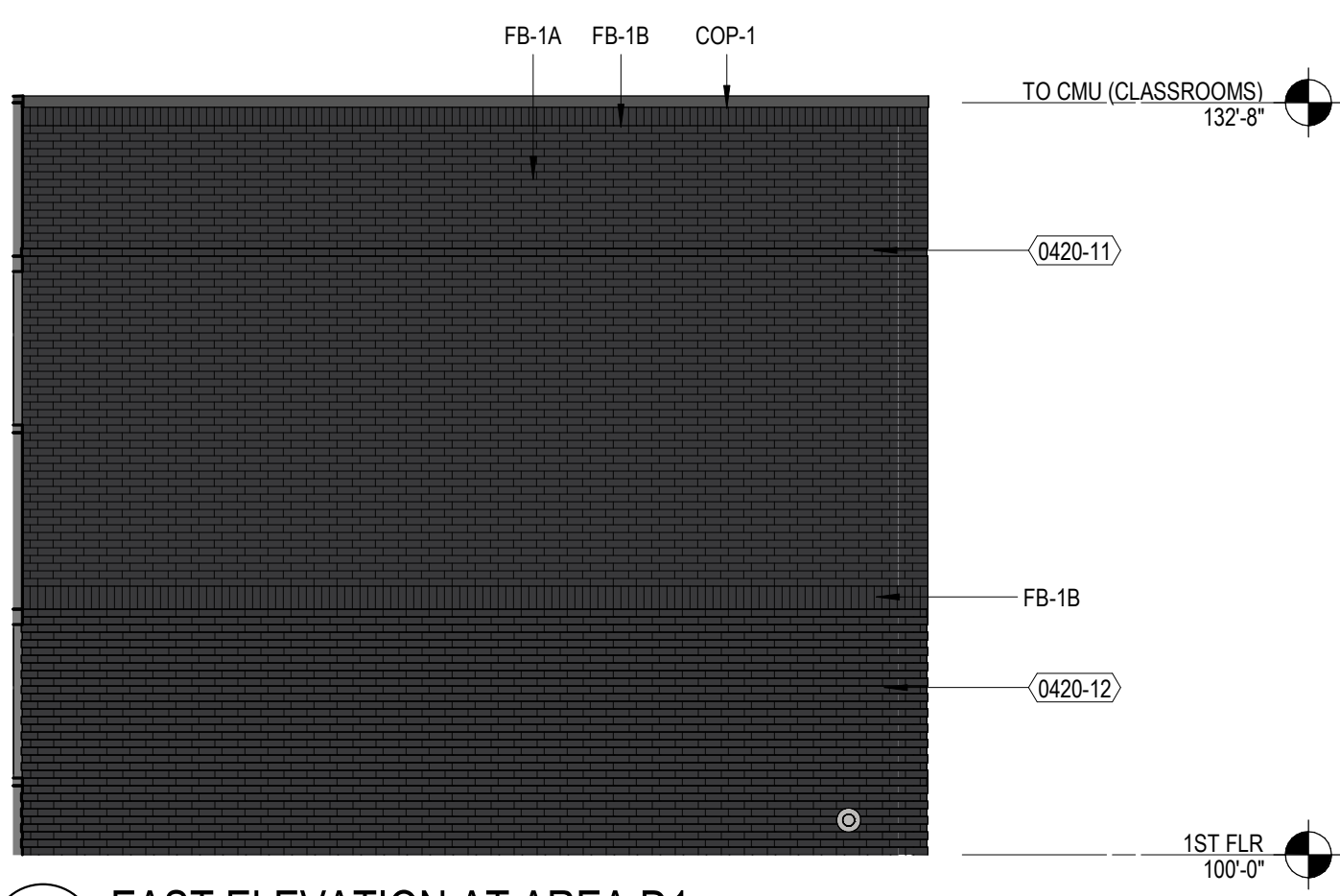
milwaukee | madison | green bay | denver | atlanta

E

EXTERIOR ELEVATION NOTES	
A.	SEE SHEET A220 FOR EXTERIOR FRAME TYPES AND DIMENSIONS.
B.	PROVIDE CONTINUOUS SEALANT AND BACKER ROD AT ALL PRECAST CONCRETE JOINTS.
C.	ALL INSIDE AND OUTSIDE CORNERS OF PRECAST TRIM TO NOT BE MITERED.
D.	EXTERIOR SIGNAGE ON BUILDING TO BE COORDINATED AND VERIFIED WITH ARCHITECT, OWNER AND SIGNAGE VENDOR.
E.	ALL VERTICAL INSIDE CORNERS TO HAVE 1/2" MOVEMENT JOINT.
F.	MJ = INDICATES MOVEMENT JOINT - 1/2" GAP.
G.	PJ = INDICATES PANEL JOINT - 1/2" GAP.

KEYNOTES PER SHEET	
0420-11	1/2" RECESSED REVEAL - SINGLE COURSE
0420-12	1/2" RECESSED REVEAL - ALTERNATING COURSES
1082-01	UNIT MOUNTED EQUIPMENT SCREEN

EXTERIOR MATERIAL LEGEND	
FB-1A	UTILITY FACE BRICK 1/3 BOND - DARK
FB-1B	UTILITY FACE BRICK SOLDIER COURSE - DARK
FB-2A	UTILITY FACE BRICK 1/3 BOND - LIGHT
FB-2B	UTILITY FACE BRICK SOLDIER COURSE - LIGHT
CS-1	CAST STONE
MCM-1	COMPOSITE WALL PANEL - GRAY
MCM-2	COMPOSITE WALL PANEL - ORANGE
MP-1	PROFILED SINGLE SKIN METAL PANEL
MP-2	WOOD LOOK METAL SIDING
COP-1	METAL COPING
GLAM	GLULAM STRUCTURAL BEAM
CLT	CROSS LAMINATED TIMBER ROOF DECK



#### PROJECT INFORMATION

KAUKAUNA NEW  
MIDDLE SCHOOL

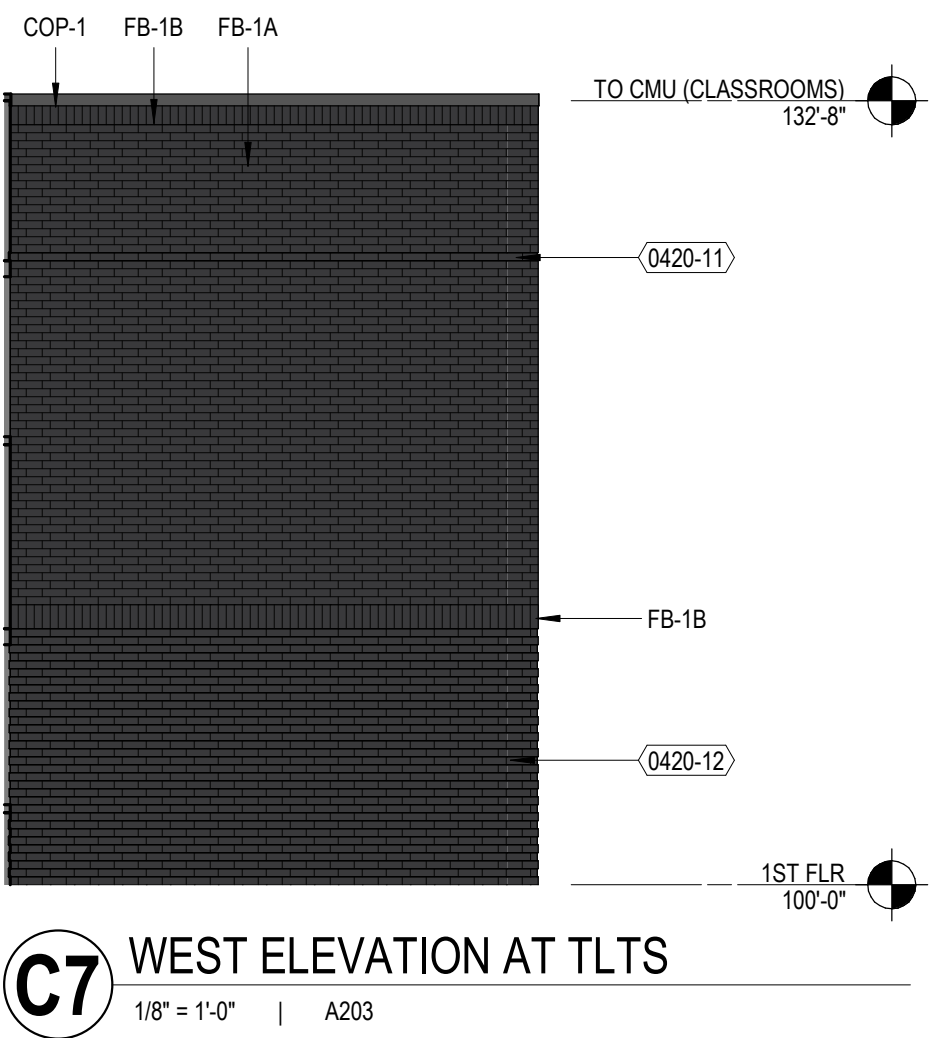
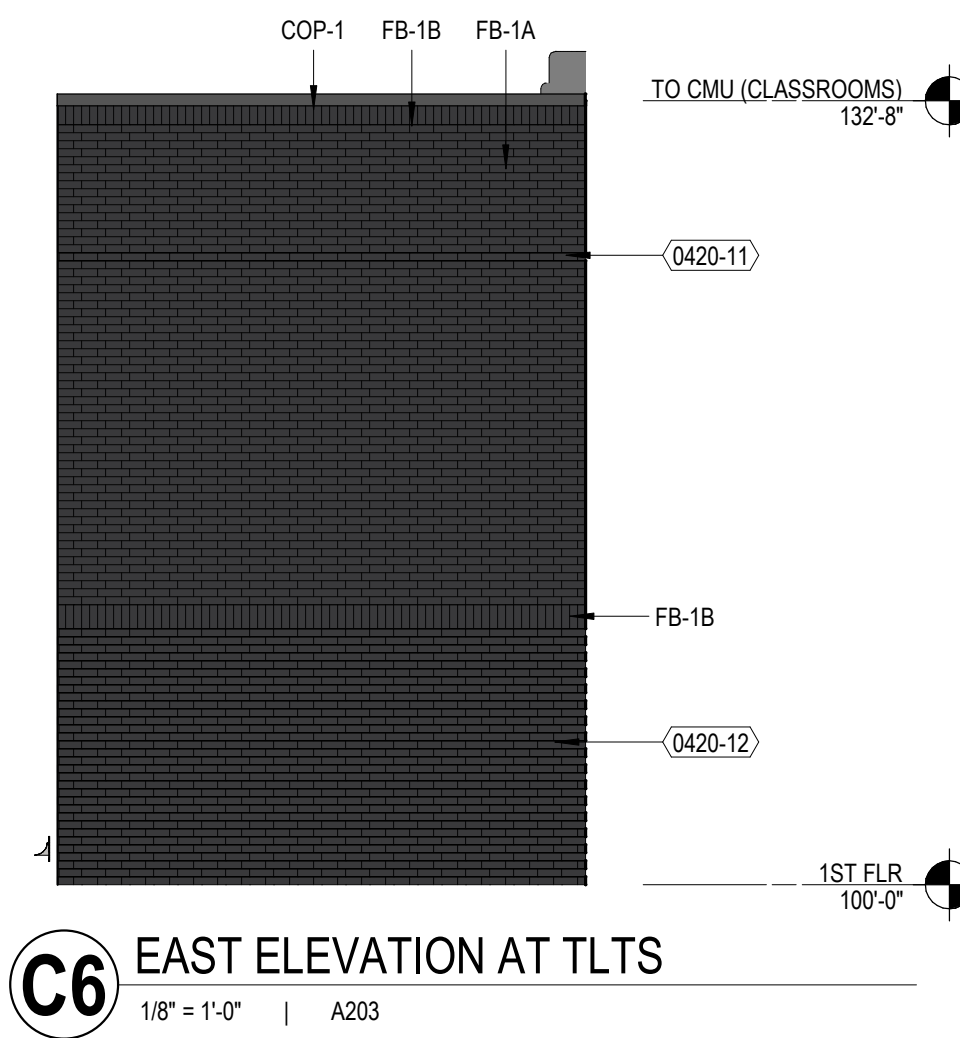
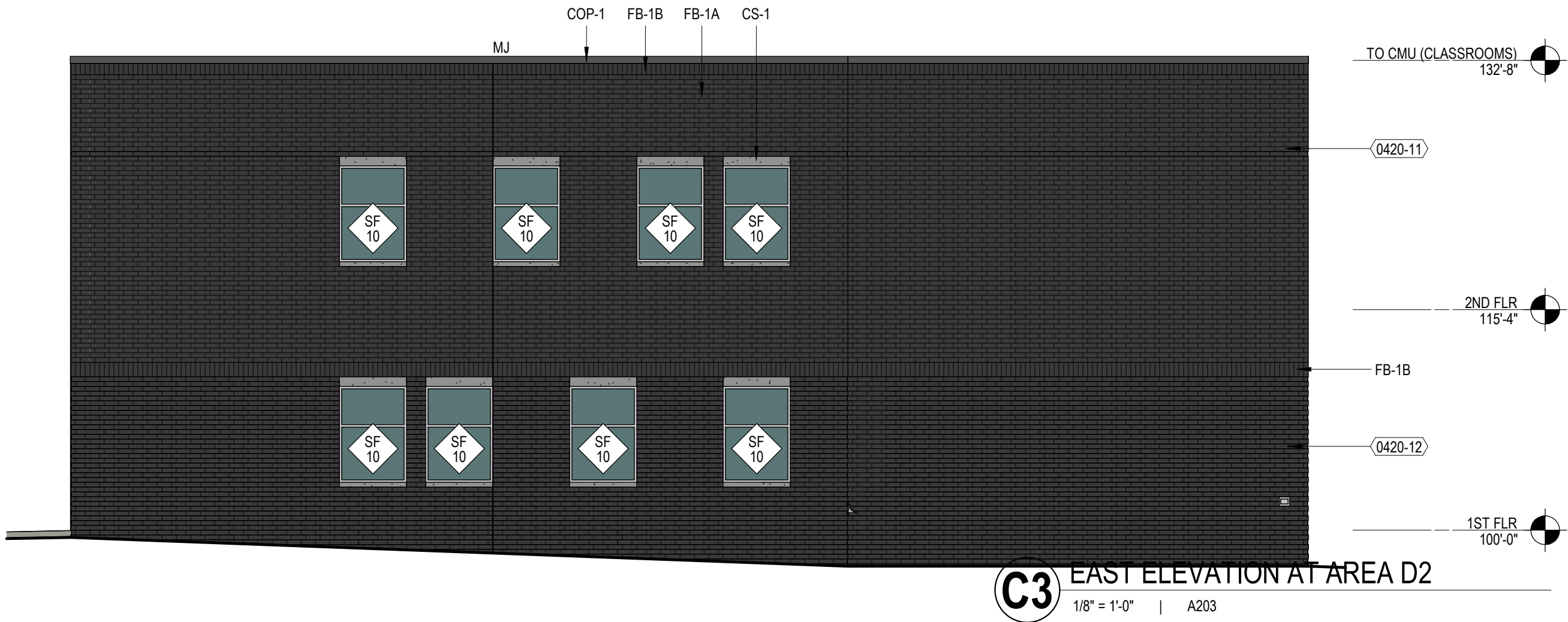
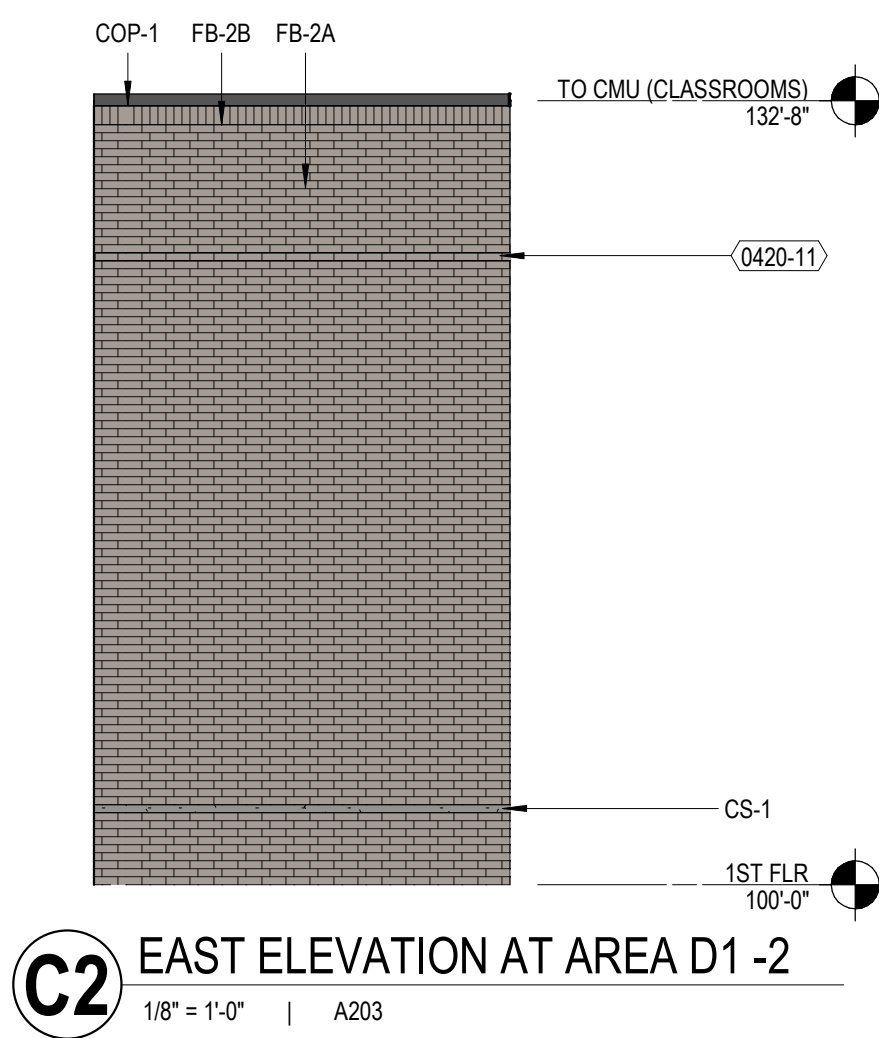
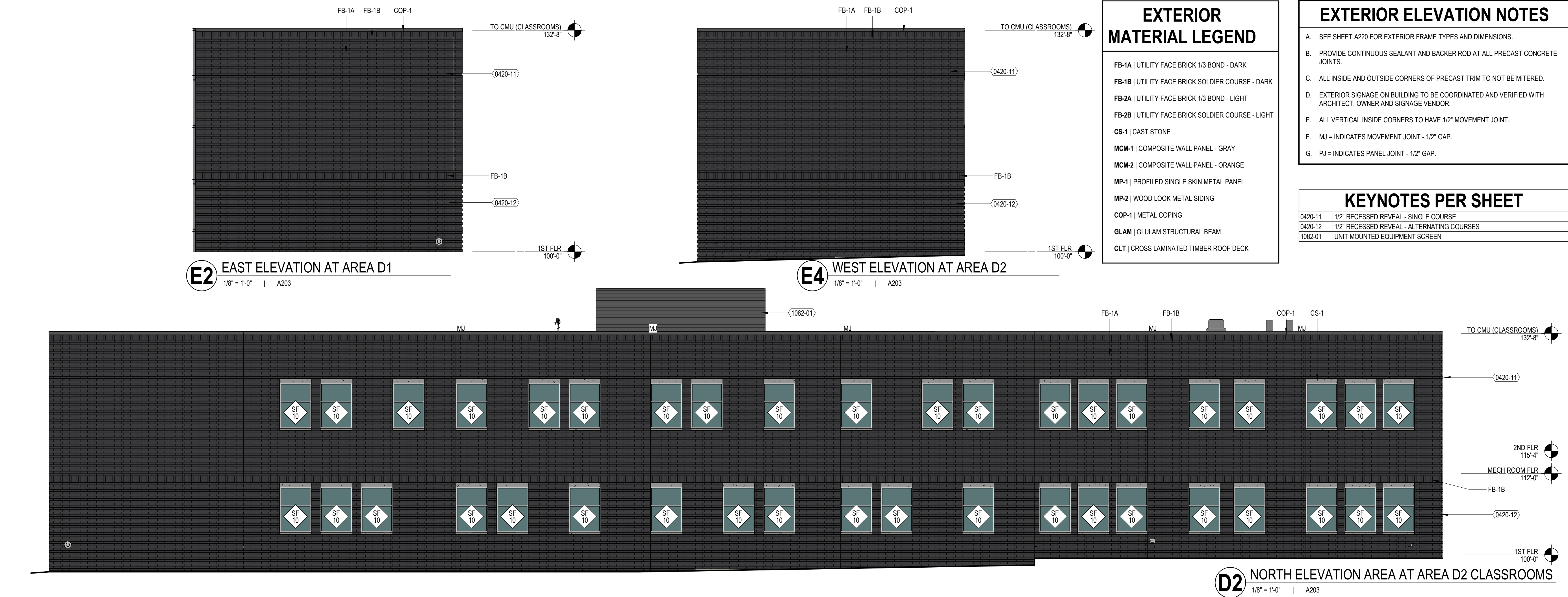
D

KAUKAUNA, WI,  
54130

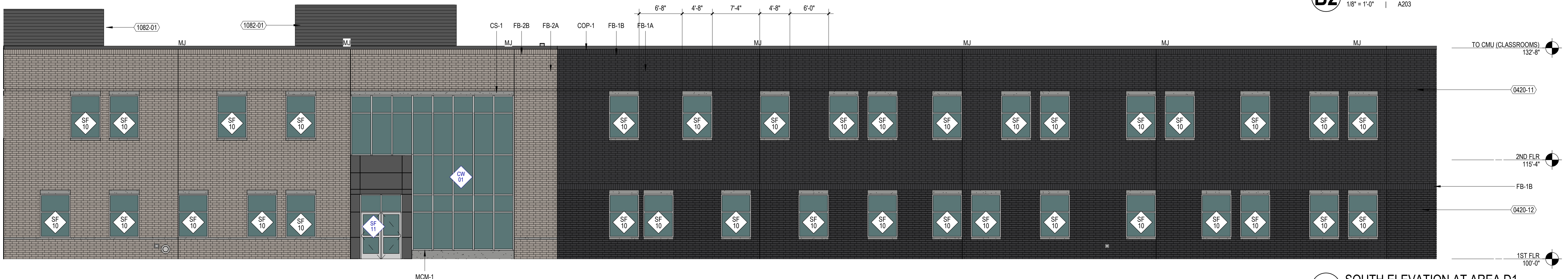

#### ISSUANCE AND REVISIONS

DATE	DESCRIPTION
11/26/2025	PLANNING COMMISSION

C



#### KEY PLAN



#### SHEET INFORMATION

**PROGRESS DOCUMENTS  
NOT FOR CONSTRUCTION**  
These documents reflect progress and intent and may be subject to change, including additional detail. These are not final construction documents and shall not be used for final bidding or construction-related purposes.

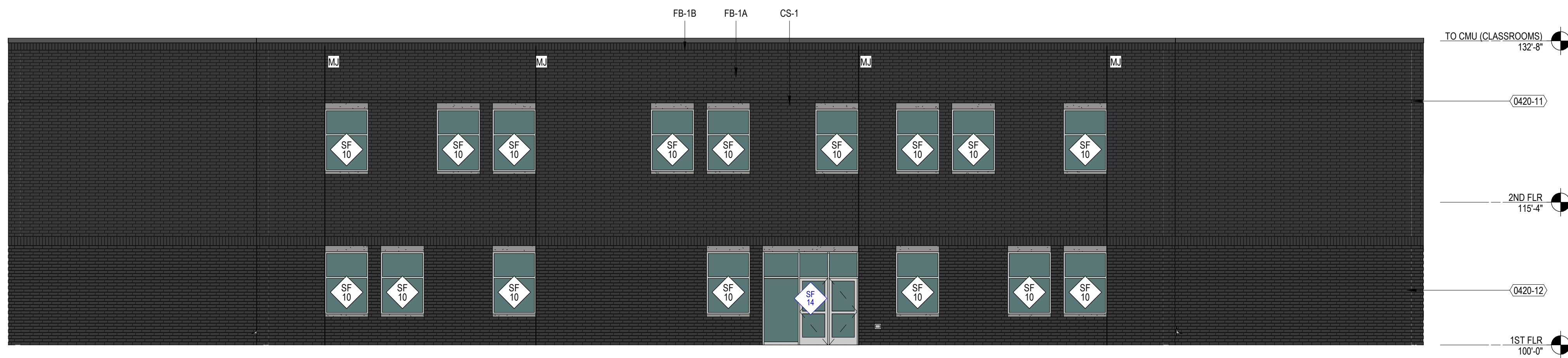
PROJECT MANAGER RS  
PROJECT NUMBER 323425-01

EXTERIOR  
ELEVATIONS

A203

© 2025 Epstein Uhen Architects, Inc.



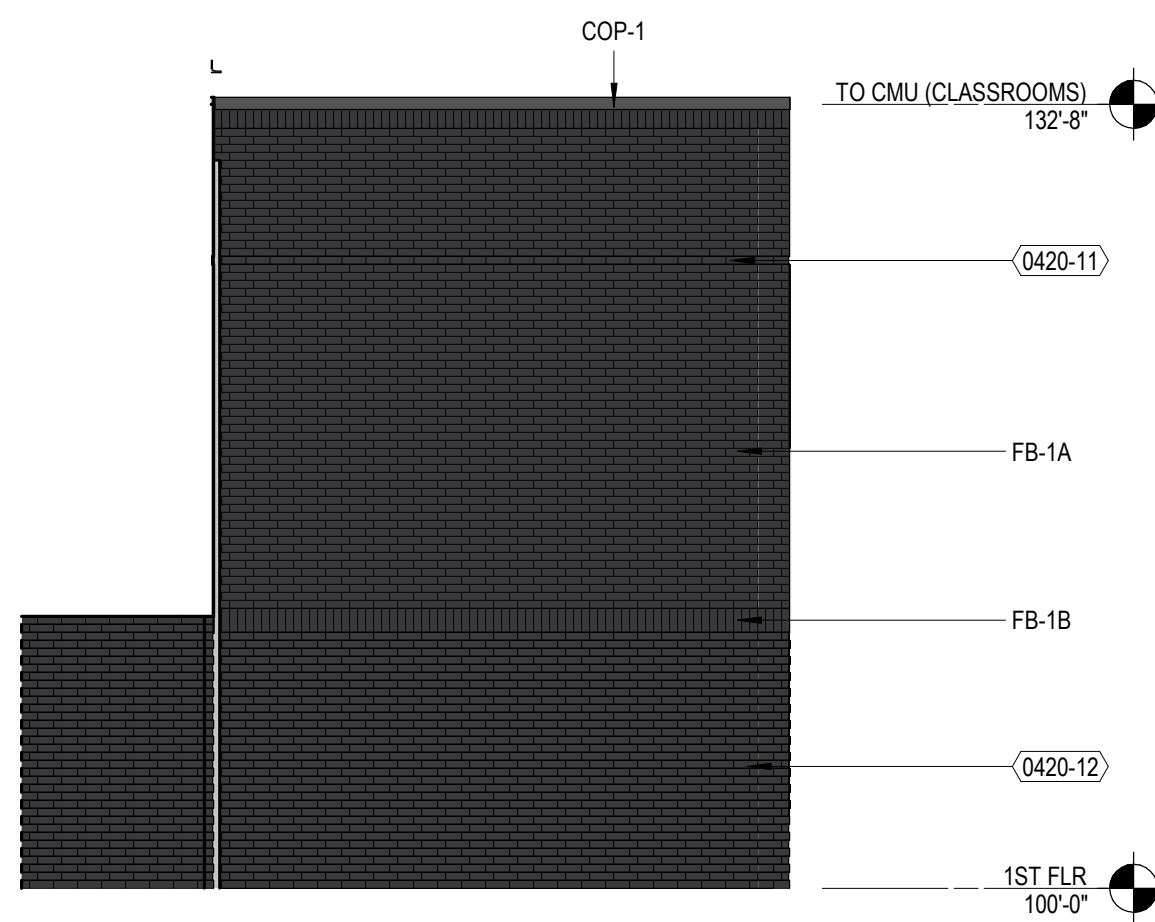


**E1** NORTH ELEVATION AT AREA C  
1/8" = 1'-0" | A204

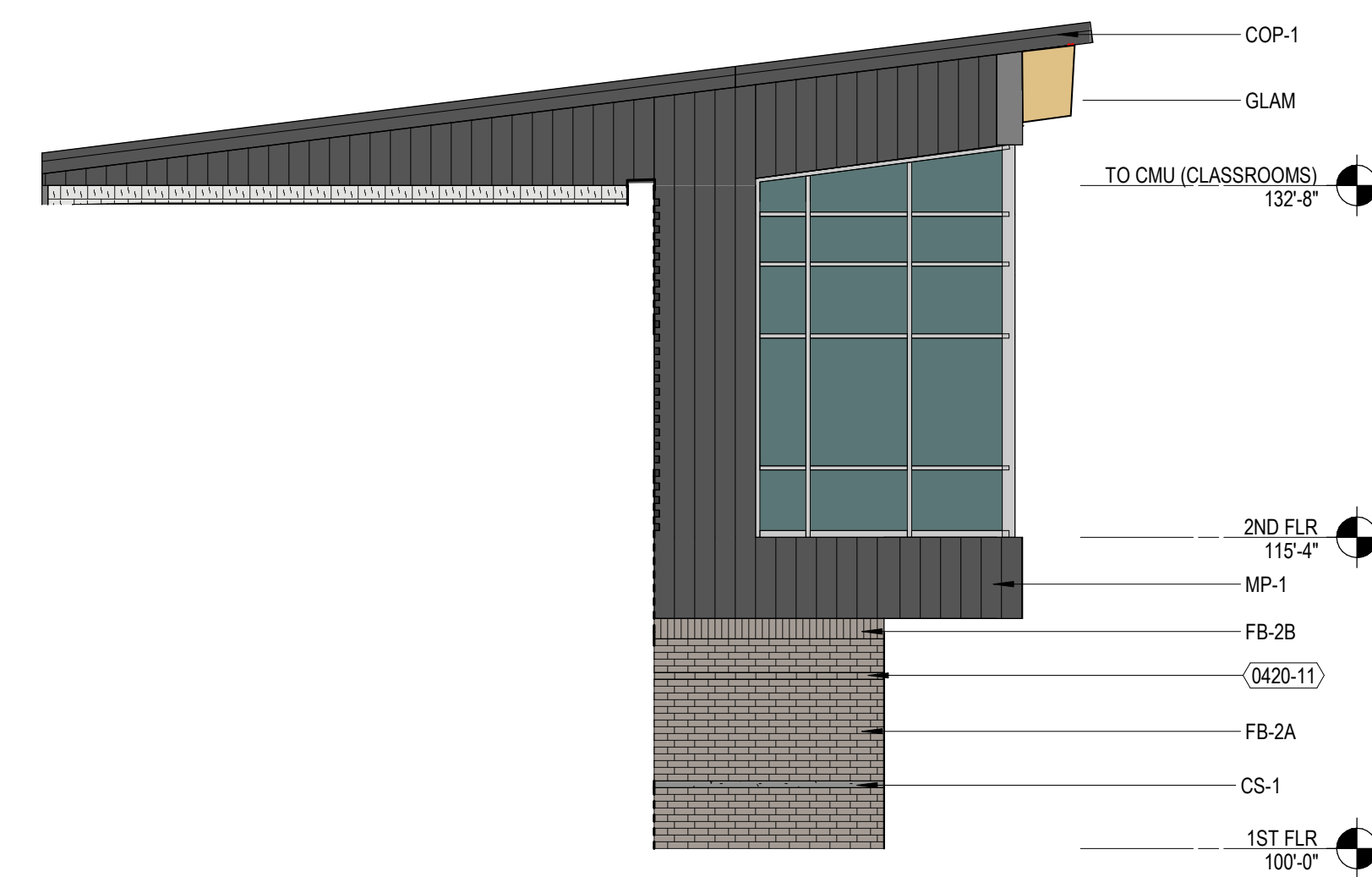
EXTERIOR MATERIAL LEGEND	
FB-1A	UTILITY FACE BRICK 1/3 BOND - DARK
FB-1B	UTILITY FACE BRICK SOLDIER COURSE - DARK
FB-2A	UTILITY FACE BRICK 1/3 BOND - LIGHT
FB-2B	UTILITY FACE BRICK SOLDIER COURSE - LIGHT
CS-1	CAST STONE
MCM-1	COMPOSITE WALL PANEL - GRAY
MCM-2	COMPOSITE WALL PANEL - ORANGE
MP-1	PROFILED SINGLE SKIN METAL PANEL
MP-2	WOOD LOOK METAL SIDING
COP-1	METAL COPING
GLAM	GLULAM STRUCTURAL BEAM
CLT	CROSS LAMINATED TIMBER ROOF DECK

EXTERIOR ELEVATION NOTES	
A.	SEE SHEET A220 FOR EXTERIOR FRAME TYPES AND DIMENSIONS.
B.	PROVIDE CONTINUOUS SEALANT AND BACKER ROD AT ALL PRECAST CONCRETE JOINTS.
C.	ALL INSIDE AND OUTSIDE CORNERS OF PRECAST TRIM TO NOT BE MITERED.
D.	EXTERIOR SIGNAGE ON BUILDING TO BE COORDINATED AND VERIFIED WITH ARCHITECT, OWNER AND SIGNAGE VENDOR.
E.	ALL VERTICAL INSIDE CORNERS TO HAVE 1/2" MOVEMENT JOINT.
F.	MJ = INDICATES MOVEMENT JOINT - 1/2" GAP.
G.	PJ = INDICATES PANEL JOINT - 1/2" GAP.

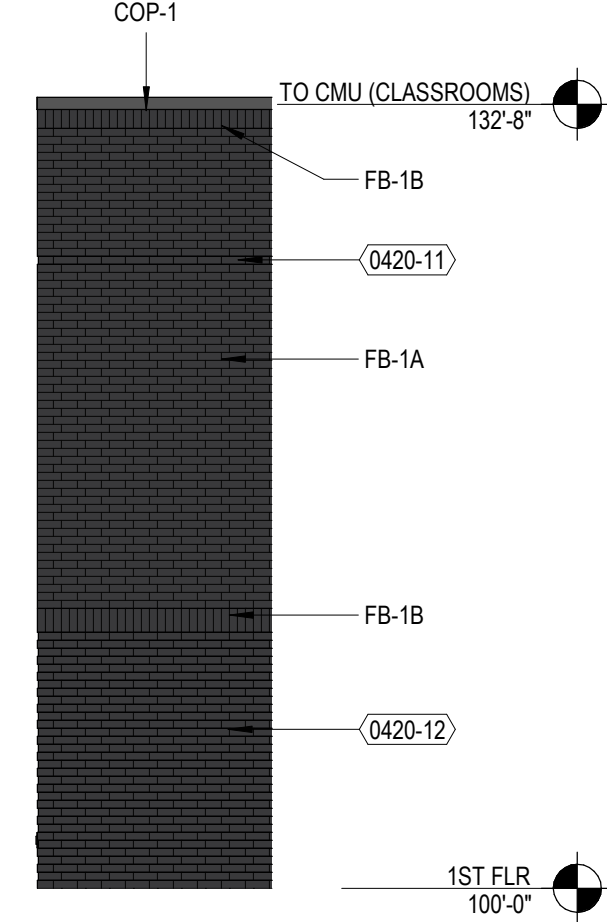
KEYNOTES PER SHEET	
0420-11	1/2" RECESSED REVEAL - SINGLE COURSE
0420-12	1/2" RECESSED REVEAL - ALTERNATING COURSES
1082-01	UNIT MOUNTED EQUIPMENT SCREEN




**C3** SOUTH ELEVATION AT AREA C  
1/8" = 1'-0" | A204



**C5** EAST ELEVATION AT LMC  
1/8" = 1'-0" | A204

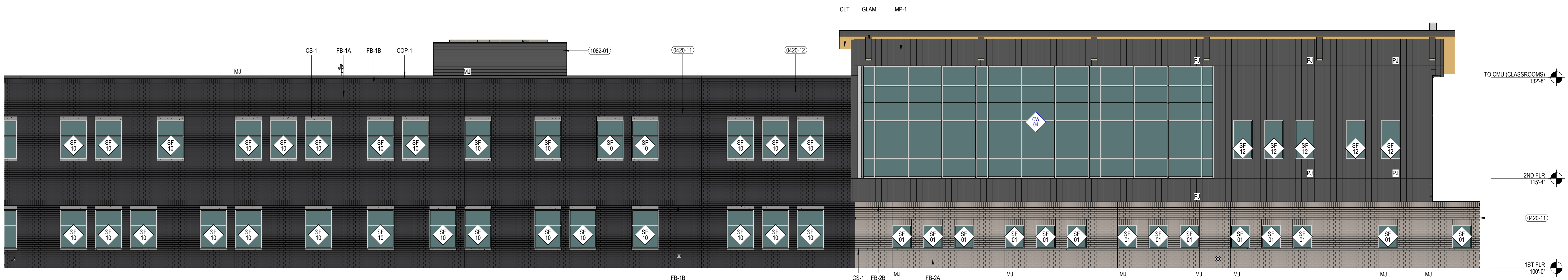


**C7** WEST ELEVATION AT CLASSROOM  
1/8" = 1'-0" | A204



KEY PLAN

**B2** EAST ELEVATION AT AREA C  
1/8" = 1'-0" | A204



**A1** NORTH ELEVATION AT AREA D1  
1/8" = 1'-0" | A204

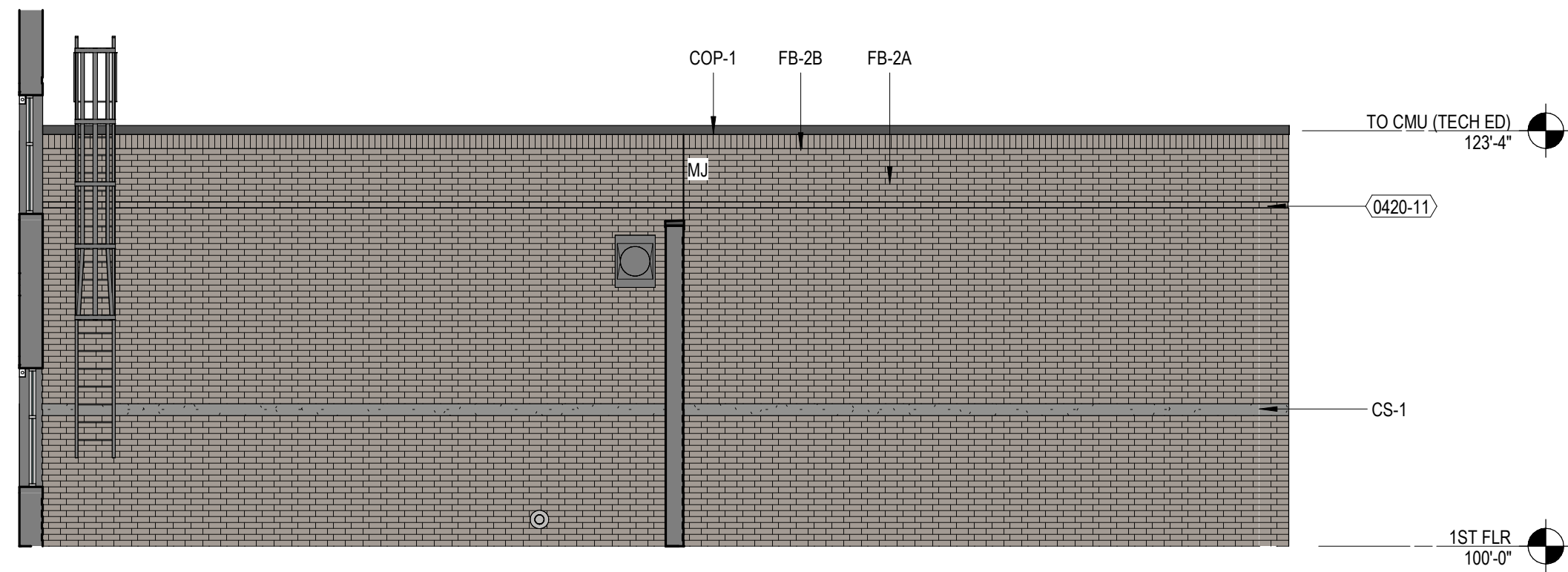
SHEET INFORMATION	
<b>PROGRESS DOCUMENTS NOT FOR CONSTRUCTION</b>	
These documents reflect progress and intent and may be subject to change, including additional detail. These are not final construction documents and shall not be used for final bidding or construction-related purposes.	
PROJECT MANAGER	RS
PROJECT NUMBER	323425-01

## EXTERIOR ELEVATIONS

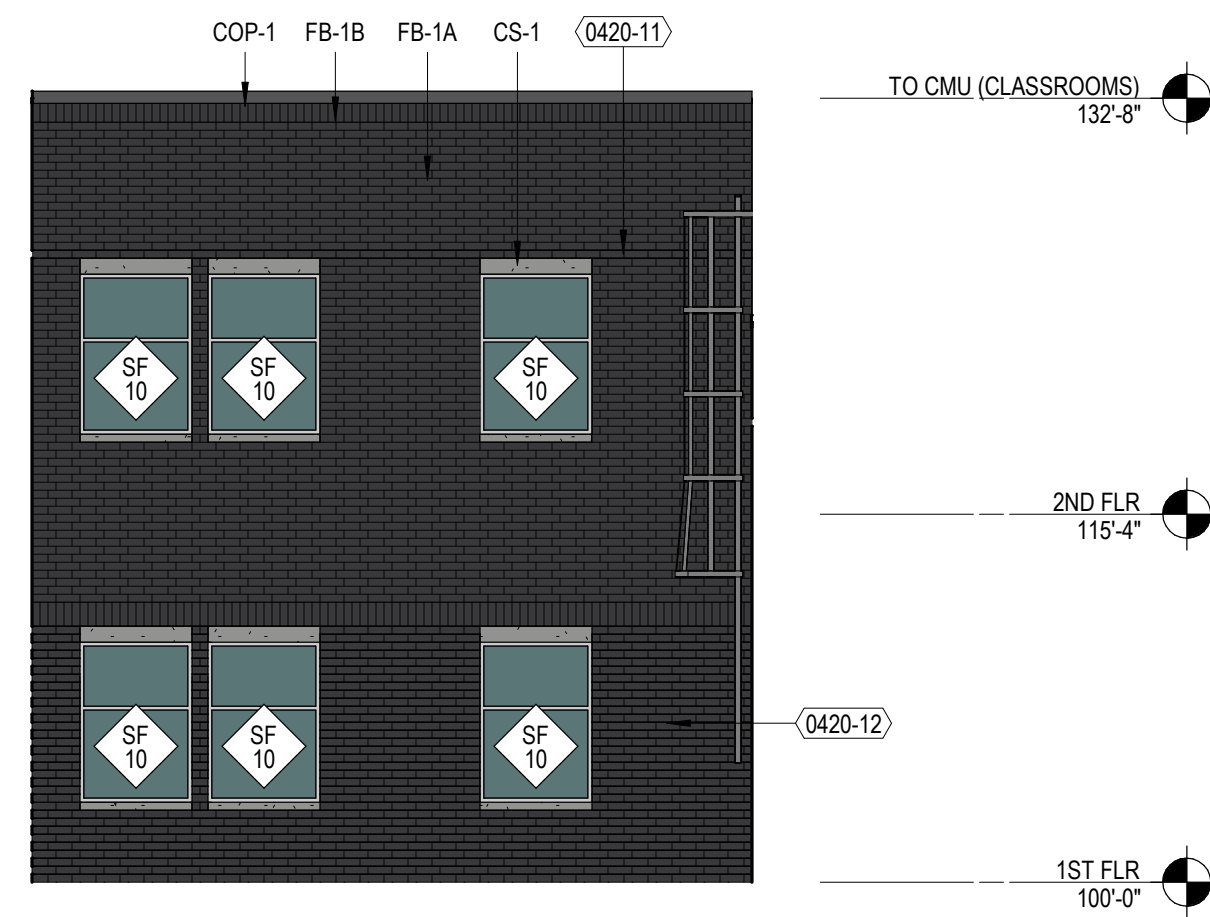
**A204**

© 2025 Epstein Uhen Architects, Inc.





**E2** NORTH ELEVATION AT DUST COLLECTOR  
1/8" = 1'-0" | A205

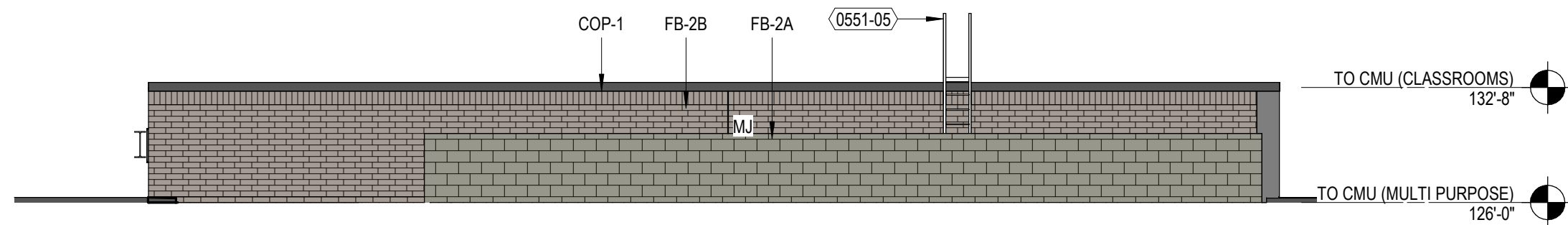


**E5** WEST ELEVATION AT DUST COLLECTOR  
1/8" = 1'-0" | A205

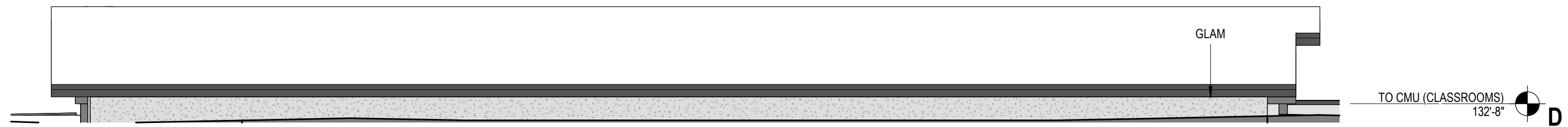
EXTERIOR MATERIAL LEGEND	
FB-1A	UTILITY FACE BRICK 1/3 BOND - DARK
FB-1B	UTILITY FACE BRICK SOLDIER COURSE - DARK
FB-2A	UTILITY FACE BRICK 1/3 BOND - LIGHT
FB-2B	UTILITY FACE BRICK SOLDIER COURSE - LIGHT
CS-1	CAST STONE
MCM-1	COMPOSITE WALL PANEL - GRAY
MCM-2	COMPOSITE WALL PANEL - ORANGE
MP-1	PROFILED SINGLE SKIN METAL PANEL
MP-2	WOOD LOOK METAL SIDING
COP-1	METAL COPING
GLAM	GLULAM STRUCTURAL BEAM
CLT	CROSS LAMINATED TIMBER ROOF DECK

EXTERIOR ELEVATION NOTES	
A.	SEE SHEET A220 FOR EXTERIOR FRAME TYPES AND DIMENSIONS.
B.	PROVIDE CONTINUOUS SEALANT AND BACKER ROD AT ALL PRECAST CONCRETE JOINTS.
C.	ALL INSIDE AND OUTSIDE CORNERS OF PRECAST TRIM TO NOT BE MITERED.
D.	EXTERIOR SIGNAGE ON BUILDING TO BE COORDINATED AND VERIFIED WITH ARCHITECT, OWNER AND SIGNAGE VENDOR.
E.	ALL VERTICAL INSIDE CORNERS TO HAVE 1/2" MOVEMENT JOINT.
F.	MJ = INDICATES MOVEMENT JOINT - 1/2" GAP.
G.	PJ = INDICATES PANEL JOINT - 1/2" GAP.

KEYNOTES PER SHEET	
0420-11	1/2" RECESSED REVEAL - SINGLE COURSE
0420-12	1/2" RECESSED REVEAL - ALTERNATING COURSES
0550-09	DECORATIVE METAL SWING GATE, 100% SCREEN
0551-05	ROOF LADDER - COORDINATE BLOCKING REQUIREMENTS WITH MOUNTING SURFACE
1082-01	UNIT MOUNTED EQUIPMENT SCREEN



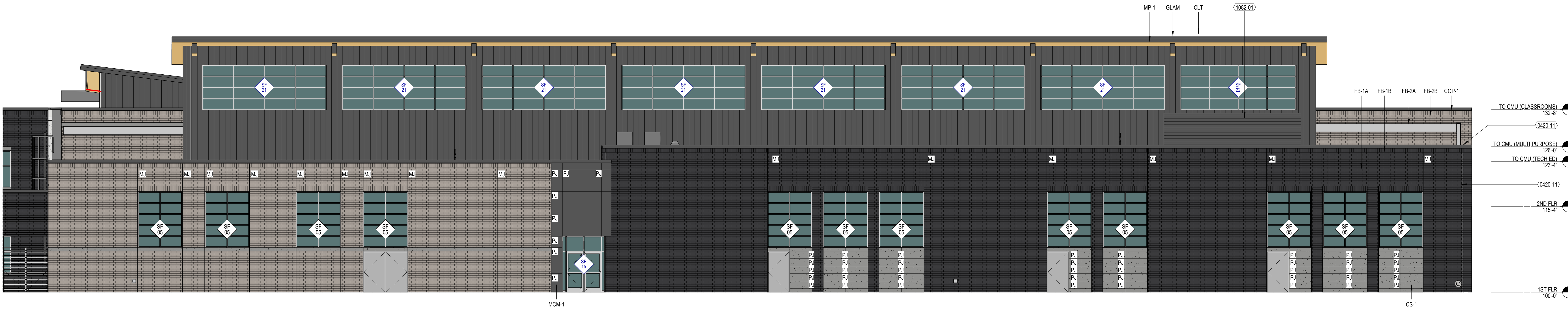
**D1** SOUTH ELEVATION AT AREA A3 ROOF  
1/8" = 1'-0" | A205




**D4** SOUTH ELEVATION AT LMC CELESTORY  
1/8" = 1'-0" | A205



**C1** EAST ELEVATION AT AREA B CLERESTORY  
1/8" = 1'-0" | A205



KEY PLAN



**A1** SOUTH ELEVATION AT DUST COLLECTOR  
1/8" = 1'-0" | A205

**B1** WEST ELEVATION AT AREA B  
1/8" = 1'-0" | A205

**A2** WEST ELEVATION AT AREA C  
1/8" = 1'-0" | A205

SHEET INFORMATION

**PROGRESS DOCUMENTS  
NOT FOR CONSTRUCTION**  
These documents reflect progress and intent and may be subject to change, including additional detail. These are not final construction documents and shall not be used for final bidding or construction-related purposes.

PROJECT MANAGER RS  
PROJECT NUMBER 323425-01

EXTERIOR ELEVATIONS



EXTERIOR  
MATERIAL LEGEND

FB-1A | UTILITY FACE BRICK 1/3 BOND - DARK  
FB-1B | UTILITY FACE BRICK SOLDIER COURSE - DARK  
FB-2A | UTILITY FACE BRICK 1/3 BOND - LIGHT  
FB-2B | UTILITY FACE BRICK SOLDIER COURSE - LIGHT  
CS-1 | CAST STONE  
MCM-1 | COMPOSITE WALL PANEL - GRAY  
MCM-2 | COMPOSITE WALL PANEL - ORANGE  
MP-1 | PROFILED SINGLE SKIN METAL PANEL  
MP-2 | WOOD LOOK METAL SIDING  
COP-1 | METAL COPING  
GLAM | GLULAM STRUCTURAL BEAM  
CLT | CROSS LAMINATED TIMBER ROOF DECK

EXTERIOR ELEVATION NOTES

- A. SEE SHEET A220 FOR EXTERIOR FRAME TYPES AND DIMENSIONS.  
B. PROVIDE CONTINUOUS SEALANT AND BACKER ROD AT ALL PRECAST CONCRETE JOINTS.  
C. ALL INSIDE AND OUTSIDE CORNERS OF PRECAST TRIM TO NOT BE MITERED.  
D. EXTERIOR SIGNAGE ON BUILDING TO BE COORDINATED AND VERIFIED WITH ARCHITECT, OWNER AND SIGNAGE VENDOR.  
E. ALL VERTICAL INSIDE CORNERS TO HAVE 1/2" MOVEMENT JOINT.  
F. MJ = INDICATES MOVEMENT JOINT - 1/2" GAP.  
G. PJ = INDICATES PANEL JOINT - 1/2" GAP.

KEYNOTES PER SHEET

0420-11 1/2" RECESSED REVEAL - SINGLE COURSE  
0551-05 ROOF LADDER - COORDINATE BLOCKING REQUIREMENTS WITH MOUNTING SURFACE  
1082-01 UNIT MOUNTED EQUIPMENT SCREEN



milwaukee | madison | green bay | denver | atlanta

E

PROJECT INFORMATION

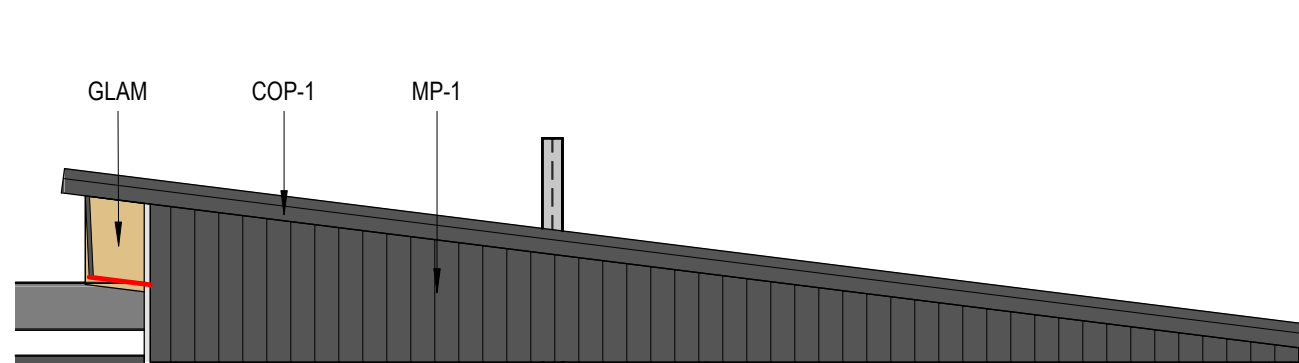
KAUKAUNA NEW  
MIDDLE SCHOOL

D KAUKAUNA, WI,  
54130

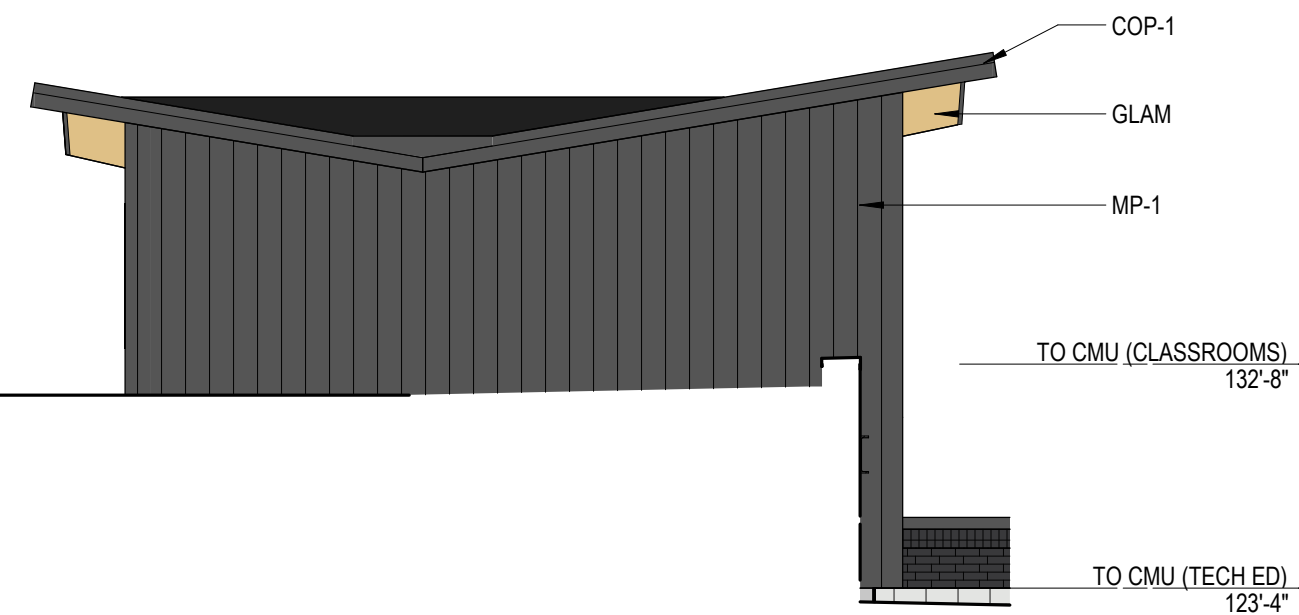
ISSUANCE AND REVISIONS

DATE	DESCRIPTION
11/26/2025	PLANNING COMMISSION

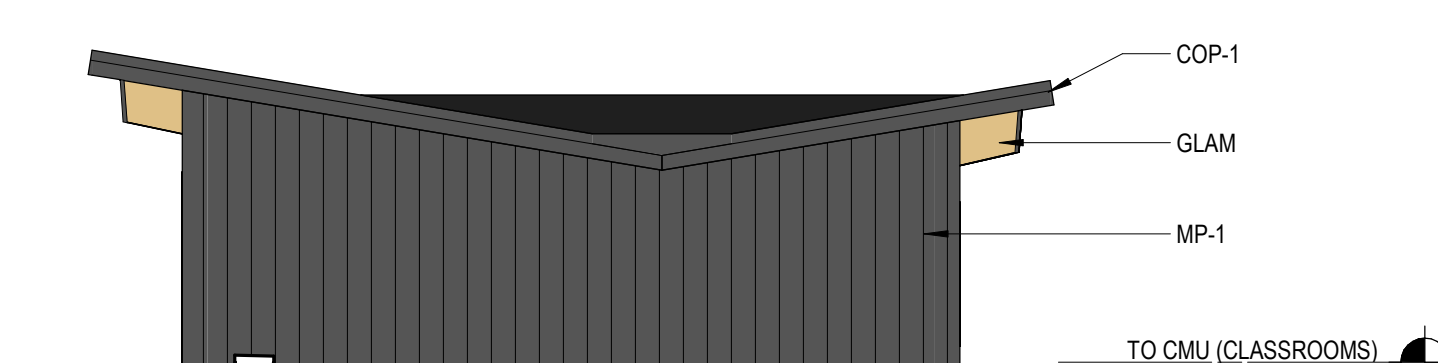
KEY PLAN



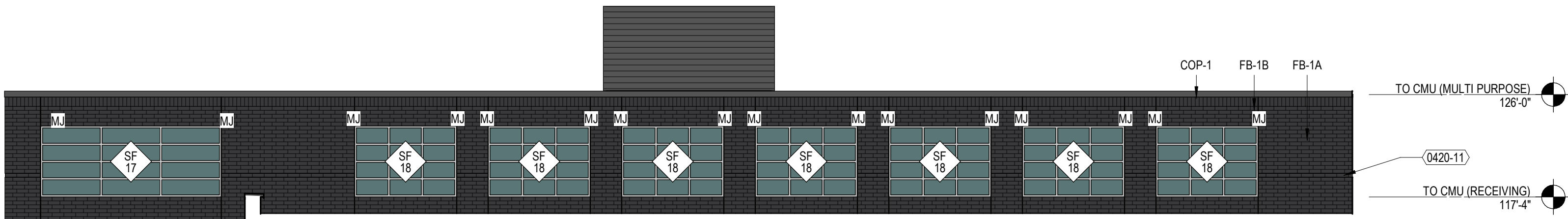
D2 EAST ELEVATION AT LIBRARY  
1/8" = 1'-0" | A206



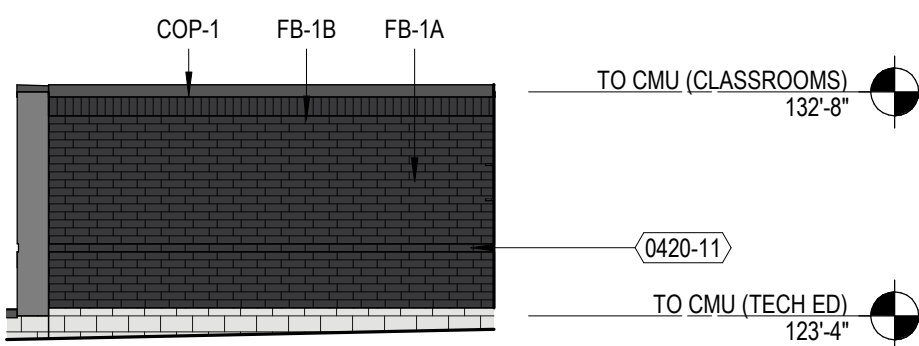
D4 NORTH ELEVATION AT AREA B CELESTORY  
1/8" = 1'-0" | A206



D5 SOUTH ELEVATION AT AREA B CELESTORY  
1/8" = 1'-0" | A206




C4 SOUTH ELEVATION AT MULTIPURPOSE  
1/8" = 1'-0" | A206



B3 SOUTH ELEVATION 2 AT AREA C  
1/8" = 1'-0" | A206



B4 WEST ELEVATION AT GYM  
1/8" = 1'-0" | A206



A2 SOUTH ELEVATION AT GYM  
1/8" = 1'-0" | A206

SHEET INFORMATION

**PROGRESS DOCUMENTS  
NOT FOR CONSTRUCTION**  
These documents reflect progress and intent and may be subject to change, including additional detail. These are not final construction documents and shall not be used for final bidding or construction-related purposes.

PROJECT MANAGER RS  
PROJECT NUMBER 323425-01

EXTERIOR  
ELEVATIONS

A206

© 2025 Epstein Uhen Architects, Inc.





milwaukee | madison | green bay | denver | atlanta

E

PROJECT INFORMATION

KAUKAUNA NEW  
MIDDLE SCHOOL

D

KAUKAUNA, WI,  
54130

ISSUANCE AND REVISIONS

DATE	DESCRIPTION
11/26/2025	PLANNING COMMISSION

C

KEY PLAN

B

SHEET INFORMATION

**PROGRESS DOCUMENTS  
NOT FOR CONSTRUCTION**

These documents reflect progress and intent and may be subject to change, including additional detail. These are not final construction documents and shall not be used for final bidding or construction-related purposes.

PROJECT MANAGER RS


A

PROJECT NUMBER 323425-01

EXTERIOR 3D VIEWS

**A210**

© 2025 Epstein Uhen Architects, Inc.



3D VIEW - SOUTH ATHLETICS

NOTE: THESE VIEWS ARE FOR VISUAL REFERENCE ONLY




3D VIEW - WEST ENTRY DROP OFF

NOTE: THESE VIEWS ARE FOR VISUAL REFERENCE ONLY



3D VIEW - WEST ENTRY DROP-OFF

NOTE: THESE VIEWS ARE FOR VISUAL REFERENCE ONLY



3D VIEW - WEST ENTRY

NOTE: THESE VIEWS ARE FOR VISUAL REFERENCE ONLY




E



3D VIEW - SW AERIAL

NOTE: THESE VIEWS ARE FOR VISUAL REFERENCE ONLY



3D VIEW - NE AERIAL

NOTE: THESE VIEWS ARE FOR VISUAL REFERENCE ONLY

PROJECT INFORMATION

KAUKAUNA NEW  
MIDDLE SCHOOL


D KAUKAUNA, WI,  
54130

ISSUANCE AND REVISIONS

DATE	DESCRIPTION
11/26/2025	PLANNING COMMISSION


C

KEY PLAN



3D VIEW - NORTH LIBRARY

NOTE: THESE VIEWS ARE FOR VISUAL REFERENCE ONLY



3D VIEW - EAST ENTRY

NOTE: THESE VIEWS ARE FOR VISUAL REFERENCE ONLY

B

SHEET INFORMATION

**PROGRESS DOCUMENTS  
NOT FOR CONSTRUCTION**  
These documents reflect progress and intent and may be subject to change, including additional detail. These are not final construction documents and shall not be used for final bidding or construction-related purposes.

PROJECT MANAGER RS

A PROJECT NUMBER 323425-01

EXTERIOR 3D VIEWS

A211