





Schedule				
Symbol	Label	QTY	Catalog	Input Power
	A	4	DSXW2 LED P7 40K 70CRI T4M MVOLT SRM STD FINISH	103.84
	B	2	DSXW2 LED P1 40K 70CRI T3LG MVOLT SRM STD FINISH	26.83

Plan View
Scale - 1" = 32ft

Statistics						
Description	Symbol	Avg	Max	Min	Max/Min	Avg/Min
OUTSIDE OR EXTERIOR		0.1 fc	0.5 fc	0.0 fc	N/A	N/A
EXTERIOR		0.8 fc	4.0 fc	0.0 fc	N/A	N/A

Designer
Date
05/18/2026
Scale
Not to Scale
Drawing No.
Summary