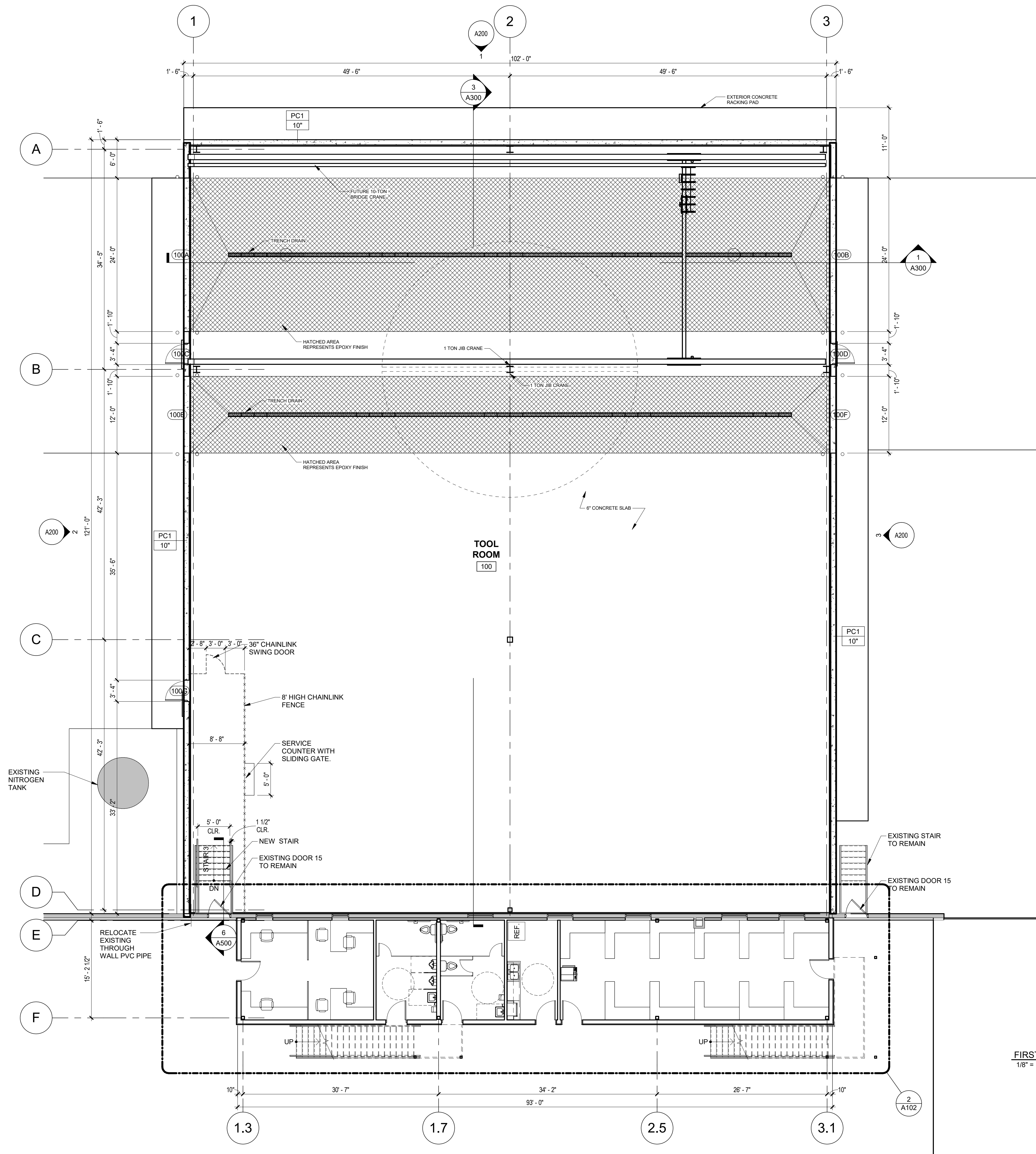


Autodesk DocuV1010001_Basnett Mech Kaukauna_A101.rvt



GENERAL PLAN NOTES

- WORK FROM GIVEN DIMENSIONS. IN GENERAL, LARGE-SCALE DETAILS TAKE PRECEDENCE OVER SMALLER SCALE PLANS, ELEVATIONS AND BUILDING SECTIONS. NOTIFY THE ARCHITECT OF ANY DIMENSIONAL DISCREPANCIES PRIOR TO COMMENCING THE WORK, AND DO NOT BEGIN WORK UNTIL SUCH DISCREPANCIES ARE RESOLVED BY THE ARCHITECT. DO NOT SCALE DRAWINGS. DIMENSIONS INDICATED AS "CLEAR" SHALL BE MAINTAINED IN CASES OF DISCREPANCY.
- REFER TO LIFE SAFETY PLAN FOR FIRE EXTINGUISHERS, LIGHTS & WALL RATINGS
- DIMENSIONAL CONTROL:**
EXTERIOR DIMENSIONS ARE FROM:
 - CENTERLINE OF COLUMN TO OUTSIDE FACE OF MASONRY
 - CENTERLINE OF COLUMN TO CENTERLINE OF COLUMN
 - FACE OF MASONRY TO FACE OF MASONRY
 - FACE OF CONCRETE TO FACE OF CONCRETE
 - FACE OF STUD TO FACE OF STUD**INTERIOR DIMENSIONS ARE FROM:**
 - FACE OF STUD TO FACE OF STUD
 - FACE OF STUD TO FACE OF MASONRY
 - FACE OF MASONRY TO FACE OF MASONRY
 - CENTERLINE OF COLUMN TO FACE OF STUD OR MASONRY
 - CENTERLINE OF COLUMN TO CENTERLINE OF COLUMN
- ALL NEW WALLS SHALL BE CONSTRUCTED AS PER THE WALL TYPE INDICATED & SHALL EXTEND 12" ABOVE CEILINGS, UNLESS NOTED OTHERWISE
- CONTRACTOR TO PROVIDE BLOCKING FOR ALL WALL SUPPORTED CASEWORK, TOILET ACCESSORIES, HANDRAILS, EQUIPMENT, DOOR STOPS, SHELVING, ETC. AS REQUIRED
- ANY PENETRATION IN DESIGNATED FIRE WALLS SHALL MAINTAIN THE REQUIRED FIRE SEPARATION BETWEEN AREAS. CONTRACTOR TO PROVIDE SLEEVES, FIRE RETARDANT INSULATION & FIRE CAULKING AS REQUIRED.
- CONTRACTOR SHALL COORDINATE ALL WORK WITH EQUIPMENT MANUFACTURERS TO ENSURE APPROPRIATE ROUGH IN CLEARANCE FOR EQUIPMENT INSTALLATION AND USE.
- WHERE MOUNTING HEIGHTS ARE NOT INDICATED, MOUNT INDIVIDUAL UNITS OF WORK AT ADA STANDARD MOUNTING HEIGHTS FOR THE PARTICULAR APPLICATION INDICATED. REFER QUESTIONABLE MOUNTING HEIGHT CHOICES TO THE ARCHITECT FOR A FINAL DECISION.
- CONTRACTOR SHALL LAYOUT AND MARK ALL WALLS AND OPENINGS PRIOR TO CONSTRUCTION. ANY DISCREPANCY SHALL BE REPORTED TO THE ARCHITECT IMMEDIATELY FOR RESOLUTION.
- ALL FURNITURE AND EQUIPMENT NOT SPECIFICALLY NOTED ON PLANS SHALL BE SUPPLIED AND INSTALLED BY OWNER. CONTRACTOR SHALL COORDINATE ALL ELECTRICAL AND DATA OUTLETS, ETC. W/ FINAL FURNITURE LAYOUT DRAWINGS
- ALL DOOR OFFSETS (HINGE SIDE) TO BE A MINIMUM OF 4", UNLESS NOTED OTHERWISE
- ALL GYP. BOARD SHALL RETURN TO ALL WINDOW AND DOOR FRAMES AT JAMBS AND HEAD, TYPICAL, UNLESS NOTED OTHERWISE
- FLOORING AND FLOOR FINISHES SHALL BE INSTALLED TO A MAXIMUM DIFFERENTIAL OF 1/16" BETWEEN DISSIMILAR MATERIALS. PROVIDE TRANSITION STRIPS OR THRESHOLDS (1/2" MAXIMUM) OF SAME MATERIAL AS FLOORING AND/OR AS NOTED ON THE DRAWINGS.
- ALL EXISTING WALLS ARE SHOWN AS SHADED UNLESS NOTED OTHERWISE.

FIRST FLOOR
1/8" = 1'-0"



PRELIMINARY
NOT FOR CONSTRUCTION

STAMPS

PROPOSED ADDITION AND ALTERATION FOR:

BASSETT MECHANICAL

1215 HYLAND AVE., KAUKAUNA, WI
54130

ISSUED FOR REVIEW:

ISSUED FOR BID:

ISSUED FOR PERMIT:

ISSUED FOR CONSTRUCTION:

ISSUED REVISIONS

Revision	Date	Rev. Description
----------	------	------------------

DRAWN BY: ?

PROJECT #:

A101

SHEET TITLE

FIRST FLOOR PLAN

8/7/2025 7:59:09 AM

STAMPS

PROPOSED ADDITION AND ALTERATION FOR:

BASSETT MECHANICAL

1215 HYLAND AVE., KAUKAUNA, WI
54130

ISSUED FOR REVIEW:

ISSUED FOR BID:

ISSUED FOR PERMIT:

ISSUED FOR CONSTRUCTION:

ISSUED REVISIONS

Revision	Date	Rev. Description
----------	------	------------------

DRAWN BY:

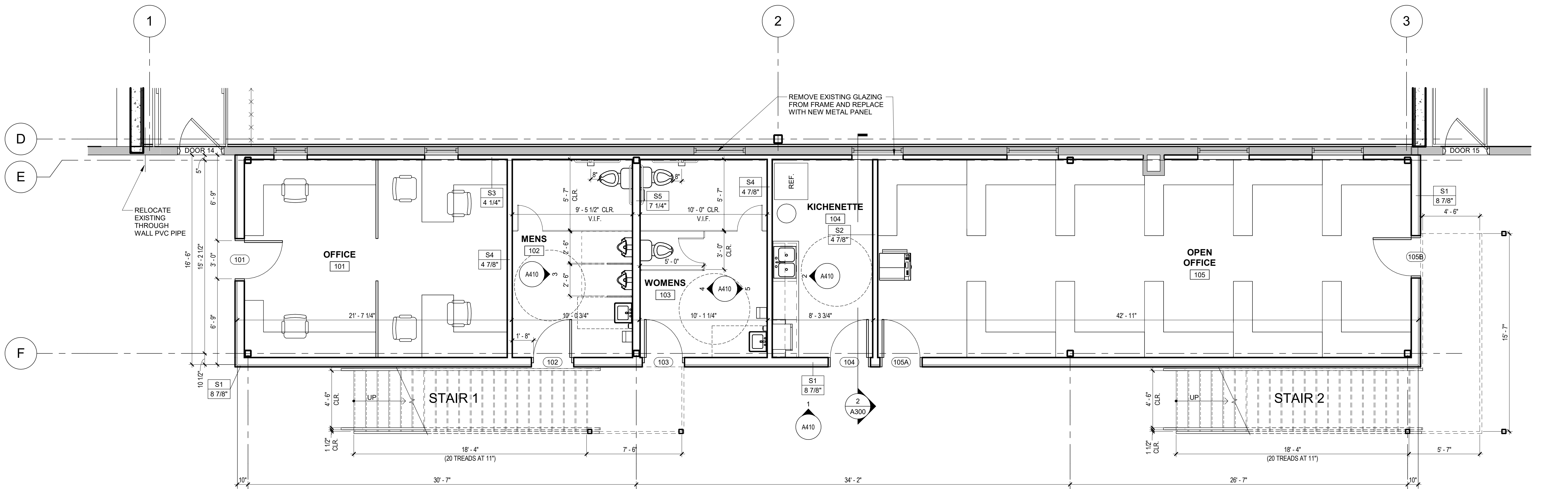
?

PROJECT #:

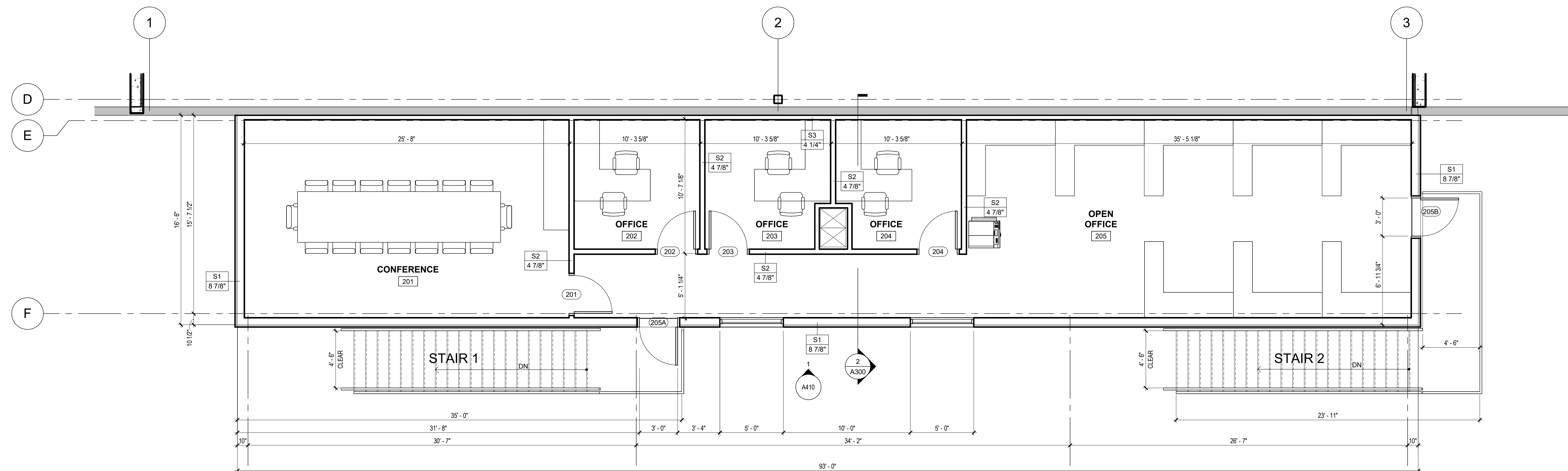
A102

SHEET TITLE

OFFICE FLOOR PLANS



2 FIRST FLOOR OFFICE PLAN
1/4" = 1'-0"



SECOND FLOOR OFFICE PLAN
1/4" = 1'-0"



PRELIMINARY
NOT FOR CONSTRUCTION

STAMPS

PROPOSED ADDITION AND ALTERATION FOR:

BASSETT MECHANICAL

1215 HYLAND AVE., KAUKAUNA, WI
54130

ISSUED FOR REVIEW:

ISSUED FOR BID:

ISSUED FOR PERMIT:

ISSUED FOR CONSTRUCTION:

ISSUED REVISIONS

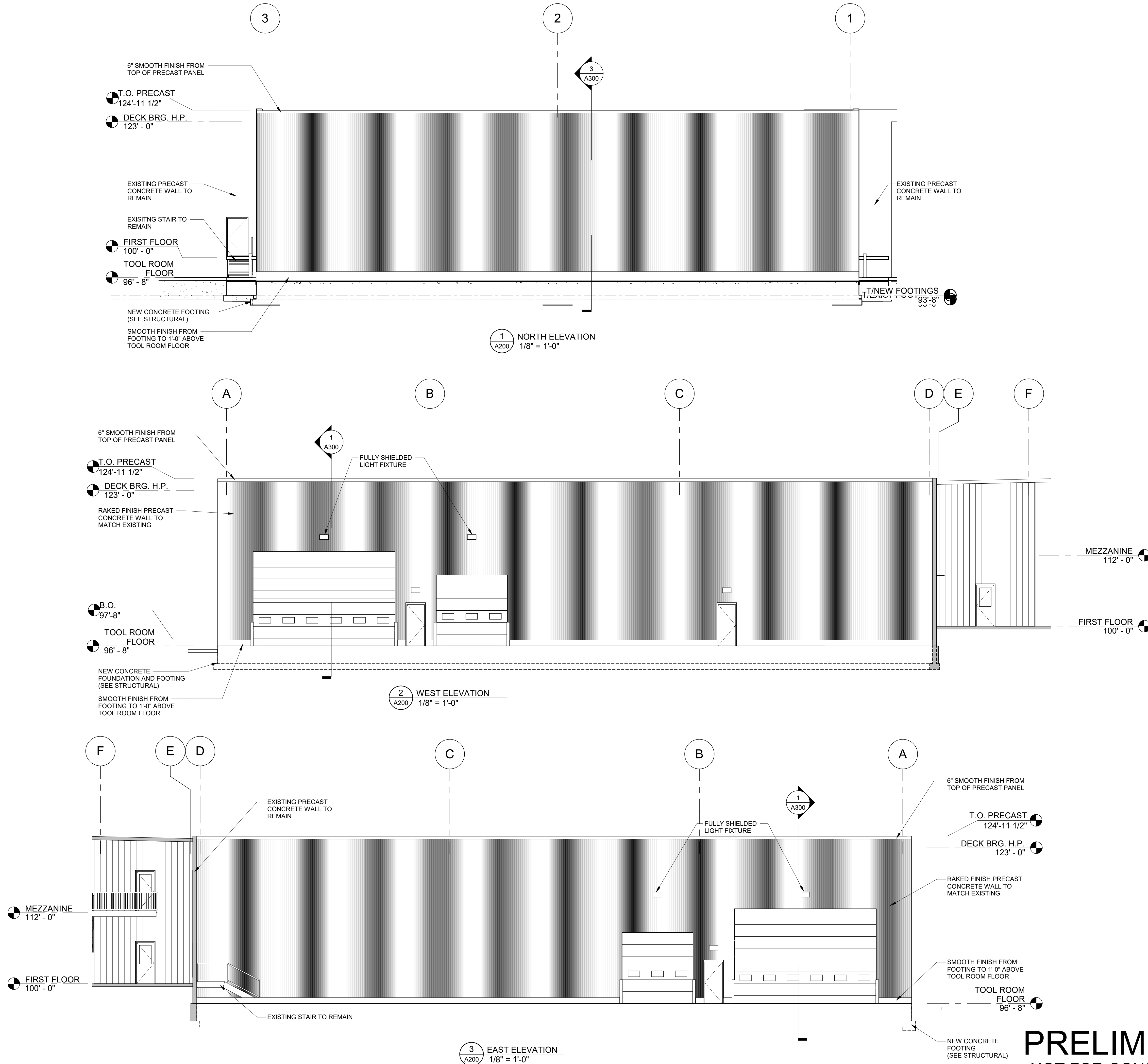
Revision	Date	Rev. Description
----------	------	------------------

DRAWN BY: ?

PROJECT #:

A200

SHEET TITLE
EXTERIOR ELEVATIONS



PRELIMINARY
NOT FOR CONSTRUCTION