



DATE: 4/26/2023

TO: Terri Vosters
Kaukauna Parks
144 W. 2nd St.
Kaukauna, WI 54130

FROM: Megan Lee Cunningham

RE: La Follette Park – Playground Design #142-160986-4

BCI BURKE “Play That Moves You”

Playground Design #142-160986-4

Includes 39 Active Play Events for an estimated 211 users ages 2-5 & 5-12

1-#NUCLEUS Nucleus Modular Structure – ages 5-12 \$125,443.00

DECKS: 4-Triangle, 1-Square, 2-Half Hexagon, 1-Crescent Platform

CLIMBERS: 3 Pods, Linking Ring Climber, Formis Ladder, 2-40” Stairs with Barriers,
Tree Branch Climber, Evolution Arch Climber, Verve Climber, Shasta
Climber, Shasta Post-to-Post, Nucleus Core Climber -8’,

SLIDES: Cobra Fusion “S” Slide @ 112” Deck Ht., Viper II Over Under Slide @ 96” Deck Ht.,
Velo XL Slide @ 96” Deck Ht.

BRIDGES: Evolution Arched Catwalk Bridge

BALANCE/CLIMBING/SOCIAL: Novo Teardrop Counter Climber with 3 Novo Benches

BALANCE: Twisting Traverse, 2-Ovistep Launch Pads

UPPER BODY EVENTS: Athletic Arch, Round-A-Bout with End Rungs

ROOFS: 2-ARA Hex Shade Canopy, Evolution Square Roof

PLAY ACTIVITY PANELS: 3-In-A-Row Panel

1-#SYNERGY Synergy Modular Structure – ages 2-5 \$ 34,424.00

DECKS: 2-Square,

CLIMBERS: Manitou Climber, Transfer Station with Lil Novo Bean Step,
Snake Climber

SLIDES: Luge Double Slide @ 48” Deck Ht., Roller Slide @ 56” Deck Ht.

BALANCE/CLIMBING/SOCIAL: Lil Novo Bean Table with 2-Bean Benches

ROOFS: Niso Roof

TUNNEL: “S” Tunnel between 2 Decks

PLAY ACTIVITY PANELS: ABC Panel, Drum Crescent Panel

1-#550-0186 Volito Multi-User Swing \$ 7,445.00

1-#560-2573 KidForce Spinner \$ 897.00

1-#560-2589 Comet II Spinner \$ 2,220.00

1-#SWING 2-Bay Single Post Swing Assembly with Arm \$ 6,569.00

Includes: 2-Belt Seats, 1-Freedom Inclusive Seat, 1-Konnektion, 1-Tot Seat

Subtotal Equipment \$176,998.00

Project Discount **(\$26,600.00)**

Assembly/Installation \$ 53,000.00

5,540 sq. ft. Playbound Poured-in-Place Surfacing \$121,880.00

Freight \$ 1,200.00

TOTAL \$326,478.00



NOTE:

Playbound™ Poured-in-Place Surfacing

50% color – 50% Black Speckled Mix

Compacted aggregate base is included

Security of site until the product sets is the responsibility of the customer.

Concrete curb around the perimeter of the fall zone is the responsibility of the customer

Quote Accepted by:_____Date:_____

Site Preparation, Security of Site until the product sets, Concrete curb/sidewalk perimeter, site restoration is the responsibility of the customer

Burke

SERIES: Basics, Intensity, Nucleus
SITE PLAN
DRAWN BY: Kay Garcia

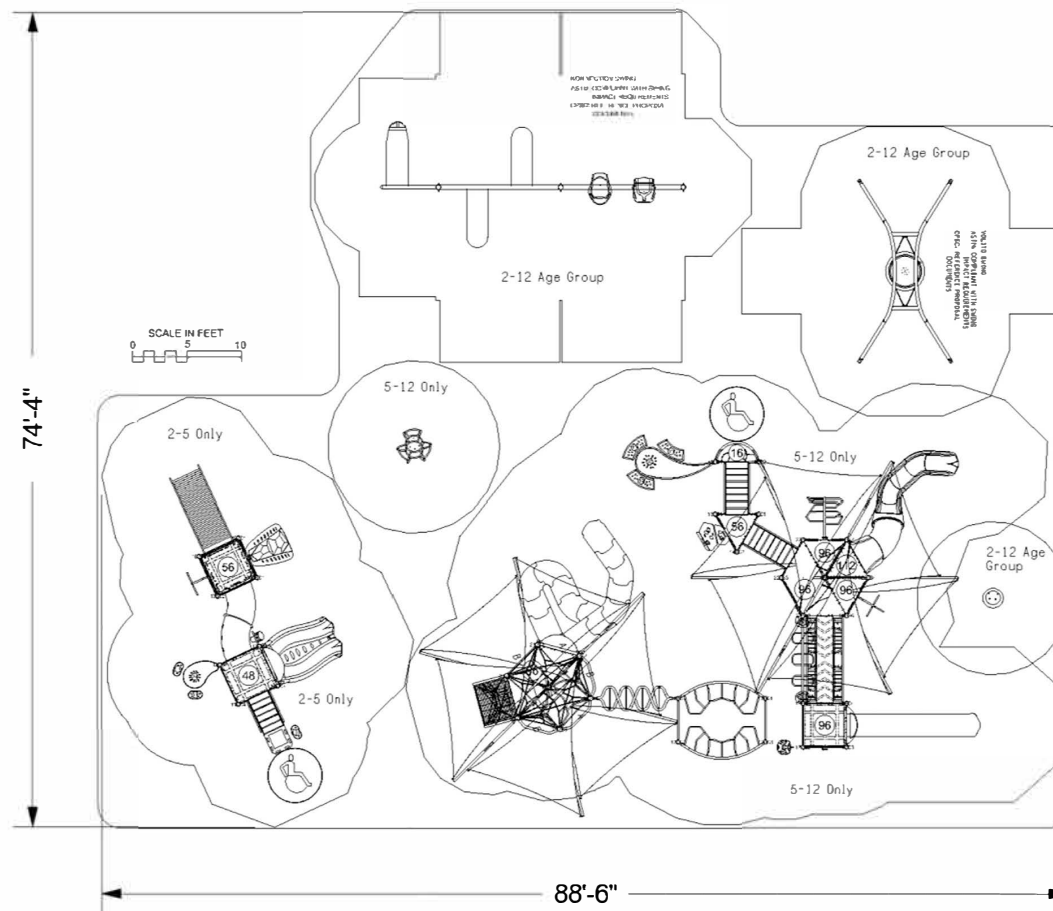
La Follette Park - Kaukauna
144 W 2nd St
Kaukauna, WI 54130

BCI Burke Company, LLC PO Box 549 Fond du Lac, Wisconsin 54936-0549 Telephone 920-921-9220

Lee Recreation, LLC
142-160986-4

PLAYGROUND AREA = 5540 SQ. FT.

NOTE: ALTHOUGH ALL ATTEMPTS HAVE BEEN MADE TO PROVIDE AN ACCURATE SITE IT MAY NOT TRULY REPRESENT THE AREA WHERE THIS STRUCTURE IS TO BE PLACED.



EXISTING
PLAYGROUND

ADA ACCESSIBILITY GUIDELINE (ADAAG CONFORMANCE)

NUMBER OF PLAY EVENTS:	39	
NUMBER OF ELEVATED PLAY EVENTS:	25	
NUMBER OF ELEVATED PLAY EVENTS ACCESSIBLE BY RAMP:	PROVIDED: 0	REQ'D: 7
NUMBER OF ELEVATED PLAY EVENTS ACCESSIBLE BY TRANSFER SYSTEM:	PROVIDED: 16	
NUMBER OF ELEVATED PLAY EVENTS ACCESSIBLE BY RAMP OR TRANSFER SYSTEM:		REQ'D: 6
NUMBER OF GROUND LEVEL PLAY EVENTS:	PROVIDED: 17	REQ'D: 8
NUMBER OF TYPES OF GROUND LEVEL PLAY EVENTS:	PROVIDED: 7	REQ'D: 4

WARNING!

ACCESSIBLE SAFETY SURFACING MATERIAL IS REQUIRED BENEATH AND AROUND THIS EQUIPMENT.

FOR SLIDE FALL ZONE SURFACING AREA SEE CPSC's Handbook for Public Playground Safety.

PLATFORM HEIGHTS ARE IN INCHES ABOVE RESILIENT MATERIAL.

INFORMATION
MINIMUM FALL ZONE
SURFACED WITH
RESILIENT MATERIAL
AREA

4539 SQ.FT.

PERIMETER

658 FT.

STRUCTURE SIZE

74' 4" x 88' 6"

STRUCTURE IS DESIGNED
FOR CHILDREN AGES:

- ☐ 6-23 MONTH OLDS
- ☒ 2-5 YEAR OLDS
- ☒ 5-12 YEAR OLDS
- ☐ 13 + YEAR OLDS



Registered
to ISO 9001



Registered
to ISO 14001



To verify product certification,
visit www.ipema.org

The play components identified
in this plan are IPEMA
certified. The use and layout of
these components conform to the
requirements of ASTM F1487.
To verify product certification,
visit www.ipema.org

The space requirements shown
here are to ASTM standards.
Requirements for other standards
may be different.

The use and layout of play
components identified in this plan
conform to the CPSC guidelines.
U.S. CPSC recommends the
separation of age groups in
playground layouts.

Burke

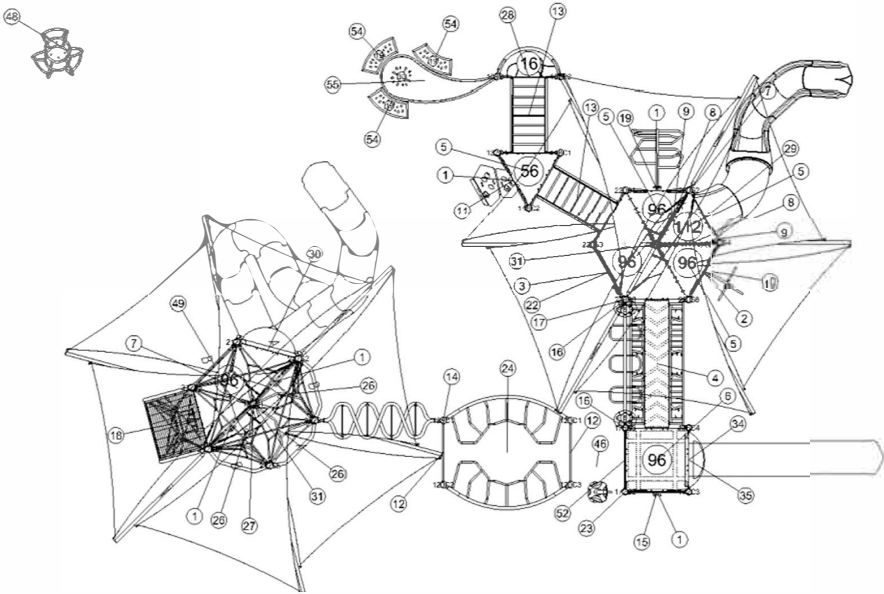
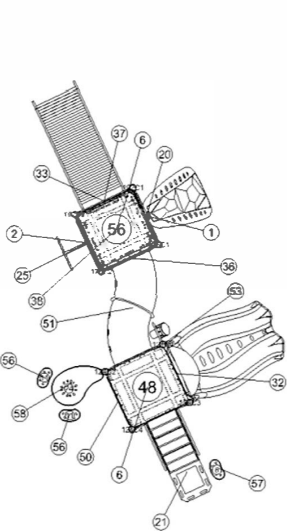
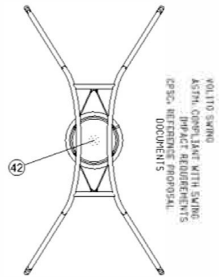
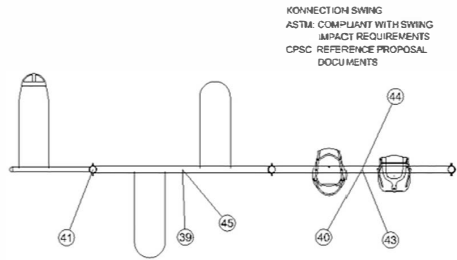
ebr

SERIES: Basics, Intensity, Nucleus
COMPONENT PLAN
DRAWN BY: Kay Garcia

La Follette Park - Kaukauna
144 W 2nd St
Kaukauna, WI 54130

Lee Recreation, LLC
142-160986-4

BCI Burke Company, LLC PO Box 549 Fond du Lac, Wisconsin 54936-0549 Telephone 920-921-9220



ITEM	COMP.	DESCRIPTION
1	270-0120	EVOLUTION UNITARY ENCLOSURE
2	270-0121	EVOLUTION STANCHION
3	270-0122	EVOLUTION OFFSET ENCLOSURE
4	270-0123	EVOLUTION ARCHED CATWALK
5	270-0129	TRIANGLE PLATFORM
6	270-0130	SQUARE PLATFORM
7	270-0132	HALF HEXAGON PLATFORM
8	270-0300	ABSTRACT PLATFORM LADDER
9	370-0016	GRAB BAR ASSEMBLY
10	370-0113	LINKING RING CLIMBER 80"-96"
11	370-0232	FORMIS LADDER 56"
12	370-0247	END RUNGS
13	370-0469	40" TRANSITION STAIR W/BARRIER
14	370-0808	TWISTING TRAVERSE
15	370-0870	TREE BRANCH CLIMBER 96"
16	370-1608	OVISTEP LAUNCH PAD
17	370-1610	ATHLETIC ARCH OH
18	370-1635	EVOLUTION, ARCH CLIMBER
19	370-1642	VERVE CLIMBER 96" DK
20	370-1646	MANITOU CLIMBER 56"
21	370-1662	TRANSFER STATION, BARRIER 4'
22	370-1666	SHASTA CLIMBER, 80"-96"
23	370-1669	SHASTA CLIMBER, POST TO POST
24	370-1684	ROUND-A-BOUT, NUCLEUS
25	370-1686	SNAKE CLIMBER 56"-72"
26	370-1703	NUCLEUS CORE CROSS SUPPORT
27	370-1705	NUCLEUS CORE CLIMBER, 8"
28	470-0075	CRESCENT PLATFORM
29	470-0352	COBRA SLIDE FUSION "S"RIGHT
30	470-0574	VIPER II OVER UNDER 96"
31	470-0678	ARA HEX SHADE CANOPY
32	470-0755	LUGE SLIDE, 48"-56"
33	470-0756	ROLLER SLIDE 48"-56"
34	470-0758	VELO XL SLIDE, 88"-96" W/O HOOD
35	470-0804	SLIDE HOOD, LOW SIDE WALL
36	470-0808	EVOLUTION ROOF BOTTOM EDGE
37	470-0809	SQUARE ROOF TOP EDGE, ONE
38	470-0867	EVOLUTION SQUARE ROOF
39	550-0112	BELT SEAT, 8" PAIR, STD CHAIN
40	550-0171	FREEDOM SWING SEAT, 8" BEAN
41	550-0183	TOT BAY, ADD-ON, GALV CHAIN
42	550-0186	VOLITO
43	550-0191	KONNECTION SWING
44	550-0201	SINGLE POST SWING ASSEMBLY
45	550-0202	SINGLE POST SWING ADD-ON 5"
46	560-0066	FS APPROACH CLIMBER, 3 POD
47	560-2573	KIDFORCE SPINNER
48	560-2589	COMET II
49	570-0100	EVOLUTION BARRIER
50	570-0842	ABC 2-SIDED PLAY PANEL
51	570-1504	TUNNEL, 8" OFFSET
52	570-1858	3-IN-A-ROW PANEL, ABOVE PLATFORM
53	570-2704	DRUM CRESCENT PANEL
54	580-1312	NOVO ARC BENCH
55	580-1319	NOVO TEARDROP COUNTER CHAIR
56	580-1355	LIL NOVO BEAN BENCH
57	580-1364	LIL NOVO BEAN STEP
58	580-1370	NUCLEUS LIL NOVO BEAN TABLE