

KAUKAUNA FIRE DEPARTMENT



2025 ANNUAL REPORT



201 Reaume Ave Kaukauna, WI 920-766-6320 kaukauna.gov

KAUKAUNA FIRE DEPARTMENT

2025 ANNUAL REPORT

Message from the Chief	1
City Officials and Commissioners	2
A-Shift Personnel	3
B-Shift Personnel	4
C-Shift Personnel	5
Paid-On-Call Personnel	6
Administrative Staff	7
EMT Hiring Initiative	8
Emergency Medical Services	9
Training	14
Fire Report	18
Inspections	20
Community Risk Reduction	21
Apparatus and Equipment	24

MESSAGE FROM THE CHIEF

I am proud to present the Kaukauna Fire Department’s Annual Report for 2025. If I could sum up this year in one word, it would be *resilience*. Our firefighters navigated a year of significant change and rose to the occasion at every turn, never losing focus on our mission to protect Kaukauna residents and provide a safe and healthy community.

The numbers only begin to tell the story. In 2025, the department responded to 1,848 incidents, logged 3,590 hours of training, and conducted 1,110 fire inspections, all while operating below full staffing for the entire year. We have not been fully staffed since June of 2024, and we enter 2026 with two positions unfilled. But what the numbers don’t capture is the sacrifice, perseverance, and hard work behind them. Our crews shouldered that workload day after day, covering shifts, working overtime, and responding from home on their days off to maintain emergency coverage for our residents.



Jacob Carrel
Fire Chief

This was also a year of significant operational change. We completed a comprehensive organizational restructuring, clarifying lines of responsibility, setting our firefighters up for success, and laying the foundation for our next generation of leaders. We also adjusted our hiring approach to welcome EMTs committed to attending paramedic school, bringing three new members on board, and broadening our ability to recruit in an extremely competitive market.

One of the year’s most visible investments was the delivery of our new Pierce aerial ladder truck, replacing a 1995 unit that had served Kaukauna faithfully for 30 years. Receiving a new ladder truck is a once-in-a-career event for Kaukauna firefighters, and our crews invested significant time and effort in training on the new apparatus to ensure they and the truck are ready to serve our community for decades to come.

But equipping our firefighters goes beyond apparatus and facilities. Our people face things most will never see, and the weight of what they witness doesn’t fade; it builds. For too long, our profession has treated mental health as something to address only once it becomes impossible to ignore. In 2025, we began a proactive approach by implementing mental wellness check-ins for all personnel, not because something was wrong, but because ‘tough it out’ was never an acceptable wellness plan. Our firefighters carry more than most will ever understand. It’s our job to make sure they don’t carry it alone.

I’m deeply grateful for the support of our residents, city staff, and elected officials. We enter 2026 leaner than I’d like, but we are sharper than we’ve ever been.

A handwritten signature in black ink, appearing to read 'Jacob Carrel'. The signature is fluid and cursive, written over a white background.

CITY OFFICIALS & COMMISSIONERS

MAYOR

- ANTHONY J. PENTERMAN

COMMON COUNCIL MEMBERS

- MARTY DECOSTER
- JENNIE EGGLESTON
- KELLI ANTOINE
- JOHN MOORE
- BRIAN SCHELL
- MARY JO KILGAS
- PENNIE THIELE
- MARTY SCHUMACHER

POLICE & FIRE COMMISSIONERS

- SHANNON YOUNG
- BETH JASIAK
- PAUL VAN BERKEL
- BUD GADOW
- CARLA ZACHARIAS

FIRE DEPARTMENT STAFF

A-Shift



L-R

Firefighter/Paramedic Wyatt Gezella, 3 years of service

Captain/Paramedic Cody Foss, 16 years of service

Firefighter/EMT Jeremy Uitenbroek, hired June 16th, 2025

Lieutenant/Paramedic Ryan Steffel, 15 years of service

Driver/Paramedic Lonny Ziemer, 28 years of service

Driver/Paramedic Austin Klister, 9 years of service

FIRE DEPARTMENT STAFF

B-Shift



L-R

Firefighter/Paramedic Ray Shanle, 1 year of service

Captain/Paramedic Joe Resch, 17 years of service

Firefighter/Paramedic Sam Klimek, 6 years of service

Driver/Paramedic Ryan Kussow, 20 years of service

Driver/Paramedic Nick Ziegler, 12 years of service

Lieutenant/Paramedic Nick Bouressa, 13 years of service

Firefighter/EMT Cash Vosters, hired June 16th, 2025

FIRE DEPARTMENT STAFF

C-Shift



L-R

Captain/Paramedic Chad Gerrits, 22 years of service

Lieutenant/Paramedic Mike Hamilton, 25 years of service

Driver/Paramedic Brian Inocelda, 12 years of service

Driver/Paramedic Robert Aschenbrener, 8 years of service

Firefighter/Paramedic, Sam Hebert, 4 years of service

Firefighter/EMT Brianna Craanen, hired June 16th, 2025

FIRE DEPARTMENT STAFF

Paid-on-Call



L-R

Firefighter Jeff Moericke, 27 years of service

Firefighter Shaun Simon, 5 years of service

Firefighter Alex Bain, 14 years of service

Firefighter Trevor Prusinski, 2 years of service

Firefighter Kurt Vanderloop, 12 years of service

Firefighter Cory Swedberg, 2 years of service

Not Pictured: Firefighter/Paramedic Kyle Reif, 2 years of service

FIRE DEPARTMENT STAFF

Administrative Day Staff



L-R

Division Chief of Operations/Paramedic Craig Schneider, 27 years of service

Fire Chief/Paramedic Jake Carrel, 6 years of service

Division Chief of Training/Paramedic Heath Buechel, 18 years of service

Administrative Assistant Megan Brouch, 2 years of service

SAME STANDARD, NEW STRATEGY

Since the 1980s, the Kaukauna Fire Department has maintained one of the highest standards of pre-hospital care in the region by requiring all firefighters to hold a paramedic license. That commitment to excellence hasn't changed, but the path to get there has.

Over the past several years, the applicant pool for firefighter/paramedics has shrunk dramatically, a challenge felt statewide and one that has hit smaller departments like ours especially hard. We have not been fully staffed since June of 2024, and traditional recruiting efforts were no longer generating enough qualified candidates to keep pace with demand.



EMTs (L to R): Cash Vosters, Jeremy Uitenbroek, Brianna Craanen

In June of 2025, the department adjusted its hiring approach by expanding eligibility to include Emergency Medical Technicians who are committed to completing paramedic school. This approach allows the department to bring on motivated, capable candidates earlier in their careers, investing in their development while preserving a department in which any crew, on any shift, can deliver the same level of advanced medical care to our residents.

The results were immediate. Three EMTs were hired, helping to stabilize staffing across all three shifts while each progresses through paramedic school. The initiative was supported by Kaukauna Firefighters Local 1594, who recognized the need to stay competitive in a tight labor market.

This shift does not represent a lowering of standards, but rather a new way to meet them. Every EMT hired under this model is on a clear path to becoming a licensed paramedic, ensuring that Kaukauna's tradition of cross-trained firefighter/paramedics continues for years to come.

EMERGENCY MEDICAL SERVICES

In 2025, the Kaukauna Fire Department continued to strengthen the delivery of emergency medical services through ongoing evaluation of medical protocols, expanded treatment capabilities, continued professional education, and effective deployment of EMS resources to meet community needs.

During the year, the department completed a comprehensive review of its EMS medical protocols to ensure alignment with current best practices in pre-hospital medicine. As a result of this review, two new medications were added to the department's treatment capabilities: Tranexamic Acid (TXA) and Racepinephrine. TXA is utilized to help control severe bleeding in trauma patients, while Racepinephrine provides an additional treatment option for patients experiencing respiratory distress and airway complications. These additions enhance the department's ability to deliver advanced, life-saving care in the field.



Craig Schneider
Division Chief of Operations

Education and training remained a priority throughout the year. In 2025, all paramedic personnel successfully completed the required three-year paramedic refresher cycle for relicensure. This achievement ensures that providers remain current with evolving medical practices, updated treatment protocols, and established patient care standards.

The department also continued to maximize the use of its Quick Response Vehicle (QRV) to support EMS incidents across the community. The QRV allows personnel to respond quickly to medical emergencies to provide timely support to ambulance crews.

In addition, the department benefited from participation in state EMS funding initiatives administered by the Wisconsin Department of Health Services. Programs such as the EMS Funding Assistance Program provide financial support to ambulance services, helping offset operational costs and support the sustainability of EMS systems statewide. Participation in the Wisconsin Ground Emergency Medical Transport (GEMT) Program also allows eligible municipal EMS providers to receive supplemental Medicaid reimbursement based on the actual cost of providing ambulance transportation services. Together, these programs help strengthen local EMS operations and ensure continued access to high-quality EMS for the community.

Through continued training, updated medical protocols, strategic use of resources, and participation in state funding initiatives, the Kaukauna Fire Department remains committed to providing high-quality emergency medical services and protecting the health and safety of the Kaukauna community.

EMERGENCY MEDICAL SERVICES

2025 EMS STATISTICS

Incident Location	2021	2022	2023	2024	2025	% of Total
City of Kaukauna	1,149	1,300	1,333	1,394	1,440	91.5%
Village of Combined Locks	5	128	139	144	130	8.3%
Town of Kaukauna	46	56	1	0	1	0.1%
City of Seymour	0	1	0	0	1	0.1%
Village of Little Chute	57	52	5	2	1	0.1%
Town of Holland	17	17	22	23	0	0.0%
Town of Buchanan	37	22	1	4	0	0.0%
Town of Grand Chute	1	0	8	4	0	0.0%
City of Appleton	8	7	4	3	0	0.0%
Village of Wrightstown	1	2	0	2	0	0.0%
Town of Freedom	0	7	1	1	0	0.0%
Town of Vandebroek	34	40	0	0	0	0.0%
Village of Kimberly	0	1	2	0	0	0.0%
Town of Greenleaf	2	0	1	0	0	0.0%
City of Menasha	0	3	0	0	0	0.0%
Town of Bovina	0	1	0	0	0	0.0%
Town of Morrison	1	0	0	0	0	0.0%
Village of Ashwaubenon	3	0	0	0	0	0.0%
Total	1,361	1,637	1,517	1,577	1,573	100%

Response Disposition	# of Runs	% of Runs
Patient Treated, Transported by KKFD	1,100	69.93%
Patient Treated, Released	189	12.02%
Patient Evaluated, No Treatment/Transport Required	185	11.76%
Canceled (Prior to Arrival)	33	2.10%
Patient Dead at Scene - No Resuscitation Attempted	26	1.65%
Patient Refused Evaluation/Care (No Transport)	13	0.83%
Canceled on Scene (No Patient Found)	11	0.70%
Canceled on Scene (No Patient Contact)	8	0.51%
Standby- No Services or Support Provided	6	0.38%
Patient Dead at Scene – Resuscitation Attempted (No Transport)	1	0.06%
Standby- Public Safety, Fire, or EMS Operational Support Provided	1	0.06%
Total	1,573	100%

EMERGENCY MEDICAL SERVICES

2025 EMS STATISTICS

Incident Location Type	# of Runs	% of Runs
Residence - Single Family Home	689	43.80%
Residence - Apartment or Townhouse	290	18.44%
Nursing Home (SNIF, LTCF, Etc.)	275	17.48%
Street or Highway, Other Road	81	5.15%
Health Facility – Free-Standing ED/Urgent Care Center	47	2.99%
Health Facility - Medical Office, Other	32	2.03%
Residential Institution - Not Otherwise Listed	31	1.97%
Public Building – Commercial Establishment	29	1.84%
Factory	28	1.78%
Schools	17	1.08%
Public Building - Restaurant/Café	16	1.02%
Recreation Area	13	0.83%
Sport Facility	9	0.57%
Public Building – Government	8	0.51%
Religious Facility (not school)	4	0.25%
Other	4	0.25%
Total	1,573	100%

Overlapping EMS Incidents	2021	2022	2023	2024	2025
2 Concurrent Calls	142	204	200	194	174
3 Concurrent Calls	6	20	10	12	12
4+ Concurrent Calls	0	0	0	2	0
Total Overlapping EMS Calls	148	224	210	208	186
% of Total EMS Calls	10.9%	13.7%	13.8%	13.2%	11.8%
Total EMS Calls	1,361	1,637	1,517	1,577	1,573

EMERGENCY MEDICAL SERVICES

2025 Financial Report

Coverage Contracts	2021	2022	2023	2024	2025
Village of Combined Locks	\$0	\$72,540	\$72,820	\$72,180	\$79,118

Supplemental	2021	2022	2023	2024	2025
FAP	\$4,757	\$4,787	\$4,984	\$4,686	\$79,903
FLEX Grant	-	\$7,228	\$7,228	-	-
ARPA	-	\$12,195	\$12,195	-	-
GEMT *	-	-	\$73,516	\$125,233	TBD
Total	\$4,757	\$24,210	\$97,923	\$129,919	TBD

* FY23 & FY24 funding received in FY25

Supplemental Funding Definitions

- **FAP (Funding Assistance Program):** Annual state grants provided by the Wisconsin Department of Health Services to help EMS providers purchase medical equipment, safety gear, and training supplies.
- **FLEX Grant (EMS Flex Grant):** A one-time state initiative designed to address emergency staffing shortages and rising operational costs following the pandemic.
- **ARPA (American Rescue Plan Act):** Federal recovery funds allocated to local governments and EMS agencies to cover one-time capital expenses or revenue losses caused by the pandemic.
- **GEMT (Ground Emergency Medical Transportation):** A supplemental payment program that allows municipal providers to recover a portion of the actual cost of providing care to Medicaid patients.

Billing Charge Summary	2021	2022	2023	2024	2025
Total Charges	\$1,133,796	\$1,341,496	\$1,279,725	\$1,302,289	\$1,239,256
Gross Revenue	\$512,668	\$627,547	\$665,385	\$634,017	\$624,995
Service Revenue	\$479,900	\$588,452	\$624,115	\$595,976	\$587,495

EMERGENCY MEDICAL SERVICES

2025 Financial Report

Payor Mix	2021	2022	2023	2024	2025
Commercial Insurance	17.8%	17.4%	16.1%	19.5%	17.9%
Medicaid	13.2%	15.2%	15.9%	13.7%	12.3%
Medicare	55.7%	53.4%	54.2%	58.6%	62.4%
Private	10.5%	11.5%	10.7%	6.0%	5.7%
Other	2.8%	2.5%	2.2%	2.1%	1.9%

Collection Rate by Payor	2021	2022	2023	2024	2025
Commercial Insurance	73.1%	69.2%	84.2%	66.5%	63.4%
Medicaid	21.7%	34.0%	42.7%	38.1%	42.8%
Medicare	38.4%	40.5%	44.8%	45.4%	49.2%
Private	67.3%	53.6%	49.8%	21.8%	27.2%
Other	57.0%	83.9%	64.9%	76.7%	74.3%
Overall Collection Rate	45.3%	46.8%	52.0%	48.7%	50.2%

TRAINING

The Kaukauna Fire Department training program is made possible through the dedication and professionalism of the men and women who serve this community. Throughout the reporting year, department personnel completed 3,590 hours of documented training while continuing to provide uninterrupted emergency response services.

Training was conducted during regularly scheduled shifts, evening drills, and specialized training sessions. These efforts occurred while the department continued to respond to fires, medical emergencies, rescue incidents, and other calls for service across the community.

The department's members remain committed to improving their skills and maintaining operational readiness so that they may safely and effectively protect the citizens of Kaukauna. This report reflects the collective effort of 28 department members, including 18 paramedics, who continue to dedicate time and effort toward maintaining professional competency in both fire suppression and emergency medical services.



*Heath Buechel
Division Chief of Training*

Recognition of Training Efforts

The completion of this year's training program reflects the continued commitment of both career and Paid-on-Call personnel. Members participated in a wide range of training activities focused on firefighting operations, rescue techniques, and emergency medical care.

These training efforts were completed while maintaining full response coverage for the community. Personnel balanced operational responsibilities with ongoing education to ensure the department remains prepared for the wide variety of emergencies encountered throughout the year.

The department also recognizes the administrative support provided by Administrative Assistant Megan Brouch, whose work in documenting and maintaining training records ensures accurate reporting and accountability within the training program.

Our Commitment

Training remains one of the most critical responsibilities of the fire service. The Kaukauna Fire Department will continue to strengthen its training program in order to meet operational

TRAINING

demands, support professional development, and maintain compliance with national standards and ISO expectations.

Through continued training, teamwork, and dedication, the department remains prepared to serve the community with professionalism, skill, and commitment.

Annual Training Report

The Kaukauna Fire Department remains committed to maintaining operational readiness through a comprehensive training program. These training activities focused on core firefighting competencies, technical rescue operations, and emergency medical service education.

2025 Training by the Numbers

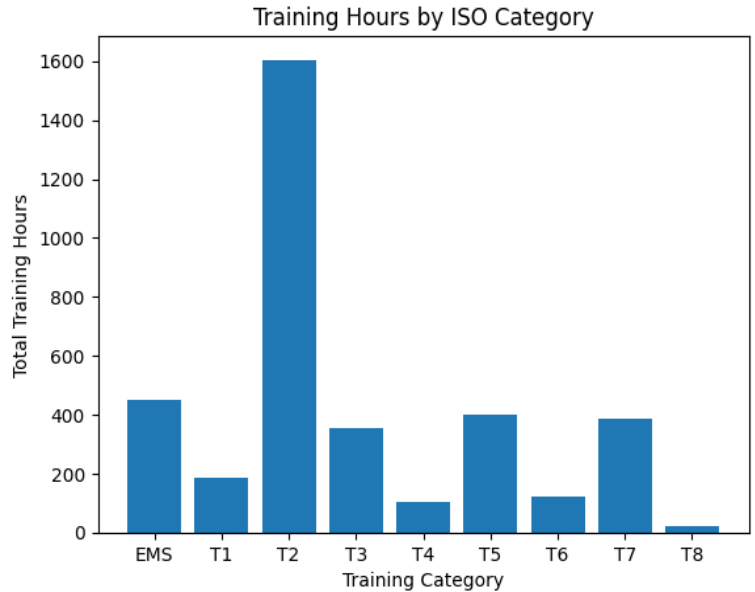
Category	Value	Goal
Total Department Members	28	38
» Paramedics	18	24
» EMTs	3	0
» Paid-On-Call	7	14
Total Training Hours	3,590	8,628
» Fire Training Hours	3,113	7,980
» EMS Training Hours	477	648
Average EMS Training per Paramedic	26.5	27
Average Fire Training per Member	111	210

TRAINING

ISO Training Category Distribution

The following chart illustrates the distribution of training hours across ISO training categories used by the department to track operational and technical training.

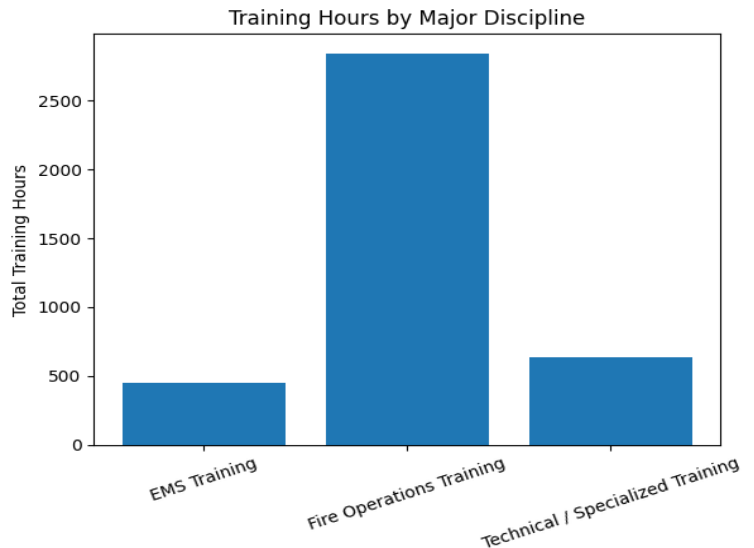
EMS	Emergency Medical
T1	Live Fire
T2	Company Drills
T3	Officer
T4	New Driver
T5	Existing Driver
T6	Hazmat
T7	New Recruit
T8	Building and Preplans



Training Discipline Breakdown

This chart summarizes training hours by major operational discipline, highlighting the department’s focus on fireground operations and focused technical rescue while maintaining EMS licensure requirements for our paramedics.

Technical training includes trench, confined space, high-angle rope rescue, low-angle rope rescue, swiftwater, and ice rescue.



TRAINING

Program Impact

The department continues to move toward its goal of 210 hours of fire training per member annually. Current averages reflect the influence of the Paid on Call training schedule, which provides two scheduled training sessions per month lasting approximately three hours each. Continued improvements in training documentation and reporting have been supported by Administrative Coordinator Megan Brouch, whose work in entering and maintaining training records ensures accurate tracking of departmental training efforts.

These training efforts support the department's continued compliance with Insurance Services Office (ISO) training documentation standards and help ensure operational preparedness for emergency response.



FIRE REPORT



The Kaukauna Fire Department is a combination fire department that consists of 24 full-time paid staff and 7 active paid-on-call members. All full-time staff are cross-trained as firefighters and either licensed paramedics or attending paramedic school. Each shift comprises 7 firefighters, including a Captain, a Lieutenant, two Driver/Operators, and three Firefighters. Administrative day staff consists of the Fire Chief, Division Chief of Operations, and Division Chief of Training. Staff is aided by an Administrative Assistant one day per week.

In addition to fire suppression and emergency medical services, we provide swift water rescue, ice rescue, confined space entry, trench rescue, and extrication services. The fire department actively pursues fire prevention through regular inspections and public education activities.

The Kaukauna Fire Department is committed to providing a safe and healthy community for both citizens and businesses by minimizing fire loss through sound prevention efforts, competent suppression techniques and efficient medical care.

FIRE REPORT

2025 FIRE STATISTICS

Incident Type - Summary	2021	2022	2023	2024	2025	% of Total
Fire	24	18	28	19	26	1.4%
Rescue & EMS	1,317	1,607	1,482	1,547	1,541	83.4%
Hazardous Condition	45	57	27	83	36	1.9%
Service Call	45	50	42	39	48	2.6%
Good Intent	67	58	75	101	85	4.6%
False Alarm & False Call	52	70	78	105	107	5.8%
Special Incident	8	4	8	9	5	0.3%
Total Incidents	1,558	1,864	1,740	1,903	1,848	100%

Property Loss - Summary	2021	2022	2023	2024	2025
Pre-incident Property Values	9,977,800	11,112,550	17,360,200	6,082,350	\$2,703,050
Total Value Lost	124,550	55,550	951,641	256,150	\$163,300
Total Value Saved	9,853,250	11,057,000	16,408,559	5,826,200	\$2,539,750

Casualty – Summary	2021	2022	2023	2024	2025
Civilian Injuries	1	2	0	1	2
Civilian Deaths	0	0	0	0	0
Firefighter Injuries	0	0	1	1	0
Firefighter Deaths	0	0	0	0	0

INSPECTIONS

All Kaukauna firefighters continued to conduct quarterly fire inspections. Despite increasing calls for service and limited staffing in 2025, the Kaukauna Fire Department conducted 1,110 fire inspections throughout the community. A continued focus in 2025 was on maintaining consistent and timely follow-up on identified fire code violations. Processes refined in prior years are now functioning as intended, allowing follow-up inspections to be completed in accordance with departmental expectations. Ongoing administrative oversight and coordination ensured improved tracking, more accurate documentation, and the resolution of violations. These efforts helped reinforce the reliability of the department’s fire inspection program. Administrative Assistant Megan Brouch continued to play a key role in supporting inspection tracking and follow-up coordination.



Captain Cody Foss

2025 Fire Inspection Summary	
Inspections Completed	1,110
Violations Found	40
Violations Corrected	29

Most Cited Violations		
906.2	Fire Extinguisher Maintenance	19
1008.1	Means-of-egress Obstruction	5
903.5	Automatic Sprinkler System	4

COMMUNITY RISK REDUCTION

Community Risk Reduction (CRR) remains a vital component of the Kaukauna Fire Department’s mission to protect life and property. While emergency response will always be a primary function of the fire service, proactive efforts to educate the public and reduce preventable emergencies play an equally important role in improving community safety. Through public education, community partnerships, and targeted outreach initiatives, the department works to equip residents with the knowledge and tools to recognize hazards and respond effectively during emergencies.

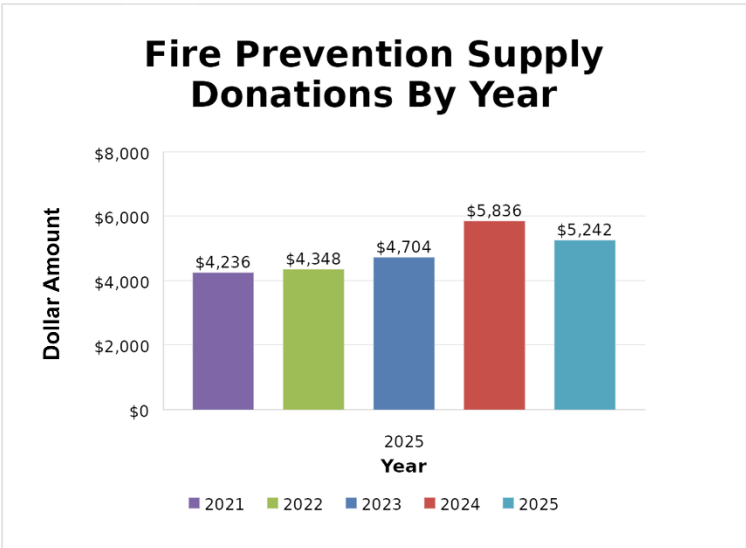


Captain Joe Resch

CRR Activities and Initiatives

Throughout 2025, the department continued to expand its community outreach efforts through a variety of public education programs and partnerships.

Fire prevention education remained a cornerstone of the department’s CRR program. During Fire Prevention Month, firefighters conducted in-person fire safety classes for 1,267 students in grades 3K through 4th grade within the Kaukauna Area School District. In addition to classroom instruction, fire-prevention supplies and educational materials were distributed to 1,962 students in grades 3K through 5th grade.



These educational materials were made possible by \$5,242 in donations from local businesses to the National Fire Safety Council, enabling the department to utilize these funds to provide valuable fire safety resources to students throughout the community.

The department also continued to provide community medical training opportunities. Several CPR classes were conducted for City of Kaukauna employees, and a First Aid course was provided for 20 Boy Scouts. In addition, a Stop the Bleed educational session was conducted,

COMMUNITY RISK REDUCTION

providing participants with instruction on tourniquet use and hemorrhage control during traumatic emergencies.

Community education efforts also included several presentations focused on injury prevention and life safety. A fall prevention presentation was provided through the Community Enrichment Department, and firefighters conducted fire safety presentations and fire drills for residents at Statesburg Apartments and Round House Manor, reaching 25-30 residents at each location.

Community Outreach and Engagement

Firefighters also participated in a number of outreach events designed to strengthen connections between the department and the community.







In addition to our Fire Prevention Month programming, firefighters participated in Safety Town, providing fire safety instruction to kindergarten-aged children in partnership with the Community Enrichment Department. The department also participated in three Trunk or Treat events, interacting with hundreds of children and families and promoting fire safety awareness in the community.

Partnerships and Community Collaboration

Partnerships with local and national organizations continue to play an important role in sustaining our CRR efforts.

The department maintained an active partnership with the American Red Cross through the Sound the Alarm program. Two smoke detector installation events were conducted in May and October of 2025. Firefighters canvassed neighborhoods, conducted home safety discussions with residents, and installed 35 smoke detectors. Outside of the organized event, firefighters installed 9 additional smoke detectors and 14 carbon monoxide detectors.

Community Safety Efforts

-  **1,267** students taught in person
-  **1,962** students received safety materials
-  **35** smoke detectors installed through Red Cross
-  **9** additional homes protected
-  **14** homes received CO detectors
-  **11** fall prevention referrals

COMMUNITY RISK REDUCTION

To support this important initiative, the Red Cross has supplied the department with 30 additional smoke detectors for future installations within the community. The Professional Fire Fighters of Wisconsin Charitable Foundation also provided 25 smoke detectors through a grant program to support community safety initiatives.

Our Fall Prevention Initiative is made possible through our partnership with the Outagamie County Aging and Disability Resource Center (ADRC) and Rebuilding Together Fox Valley. Through this initiative, the department referred 11 residents for additional support services aimed at reducing fall-related injuries in the community.

Looking Ahead to 2026

The department will continue to strengthen Community Risk Reduction initiatives by expanding partnerships with schools, community organizations, and public safety partners. Continued participation in smoke detector installation programs and public education initiatives will remain a priority.

Improved coordination of outreach events and expanded participation in injury prevention programs will further support the department’s goal of reducing preventable emergencies and improving community safety.



APPARATUS & EQUIPMENT

The Maintenance Division plays a critical role in ensuring the operational readiness of the department's apparatus, equipment, and facilities. Reliable apparatus and well-maintained facilities are essential to safe and effective emergency response. Through preventative maintenance, equipment inspections, and facility upkeep, the division works to keep firefighters equipped with dependable tools when it matters most.

Throughout 2025, continued attention was given to maintaining the department's fleet, addressing facility needs, and improving the documentation and tracking of maintenance activities. These efforts help extend the life of department assets while ensuring the safety of both our firefighters and the community.



Captain Chad Gerrits

Apparatus Maintenance and Fleet Readiness

As the department's fleet accumulates service hours and mileage, repair and maintenance costs have continued to rise. A review of 2025 records shows total costs exceeded \$50,000 during the year, with the majority tied to keeping frontline vehicles in service. These costs underscore the importance of long-term fleet replacement planning alongside ongoing maintenance efforts.

Preventative Maintenance and Safety Inspections

Preventive maintenance remains central to the department's approach to fleet readiness. Over the past several years, Harlen from the Street Department has taken a leading role in completing DOT inspections on department apparatus, focusing on our larger trucks to ensure compliance and catch mechanical issues early. Firefighting staff complements this work by performing regular inspections and minor maintenance on ambulances, boats, and utility vehicles.

This partnership between Fire and Street demonstrates the value of departments working together to share expertise, maintain public safety assets, and reduce costs for taxpayers.

Maintenance Documentation and Administrative Support

Significant progress was made in organizing and digitizing maintenance records during 2025. Megan deserves special recognition for her work scanning and inputting maintenance documentation into the department's searchable Intranet system. Staff can now more easily track repairs, maintenance schedules, and warranty information, improving equipment lifecycle planning across the department.

APPARATUS & EQUIPMENT

Looking Ahead to 2026

The department will continue addressing the rising maintenance demands of its fleet while planning for future apparatus replacements. Preventative maintenance, facility upkeep, and accurate record-keeping will remain priorities as the department works to safely and reliably serve the community.

